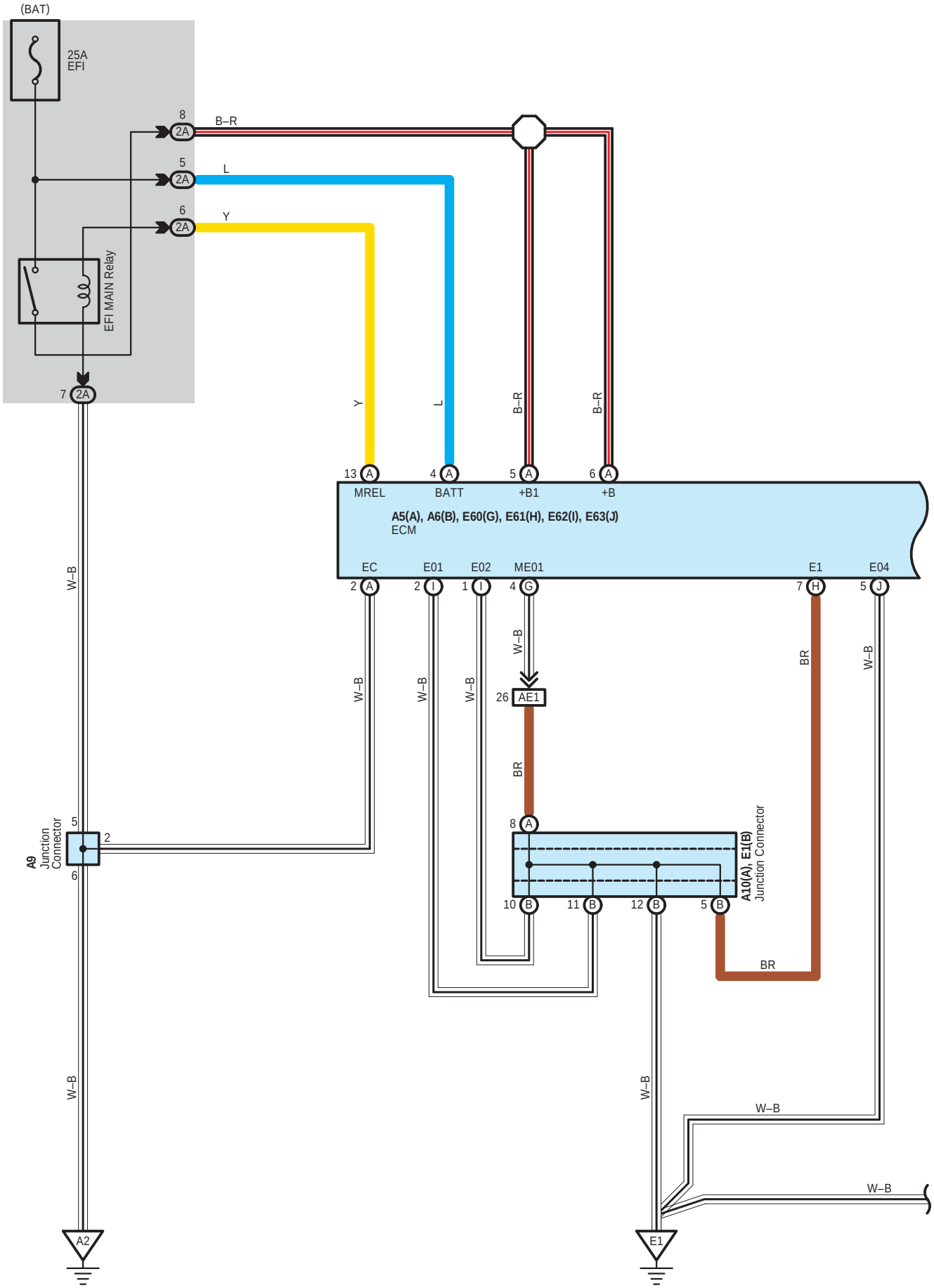
(BAT)
25A
EFI
8
2A
B–R
5
2A
L
6
2A
Y
EFI MAIN Relay
7
2A
Y
L
B–R
B–R
13
A
MREL
4
A
BATT
5
A
+B1
6
A
+B
A5(A), A6(B), E60(G), E61(H), E62(I), E63(J)
ECM
EC
E01
E02
ME01
E1
E04
2
A
2
I
1
I
4
G
7
H
5
J
W–B
W–B
W–B
W–B
W–B
26
AE1
BR
BR
W–B
8
A
A9
Junction
Connector
5
2
6
A10(A), E1(B)
Junction Connector
10
B
11
B
12
B
5
B
BR
W–B
W–B
W–B
W–B
A2
E1

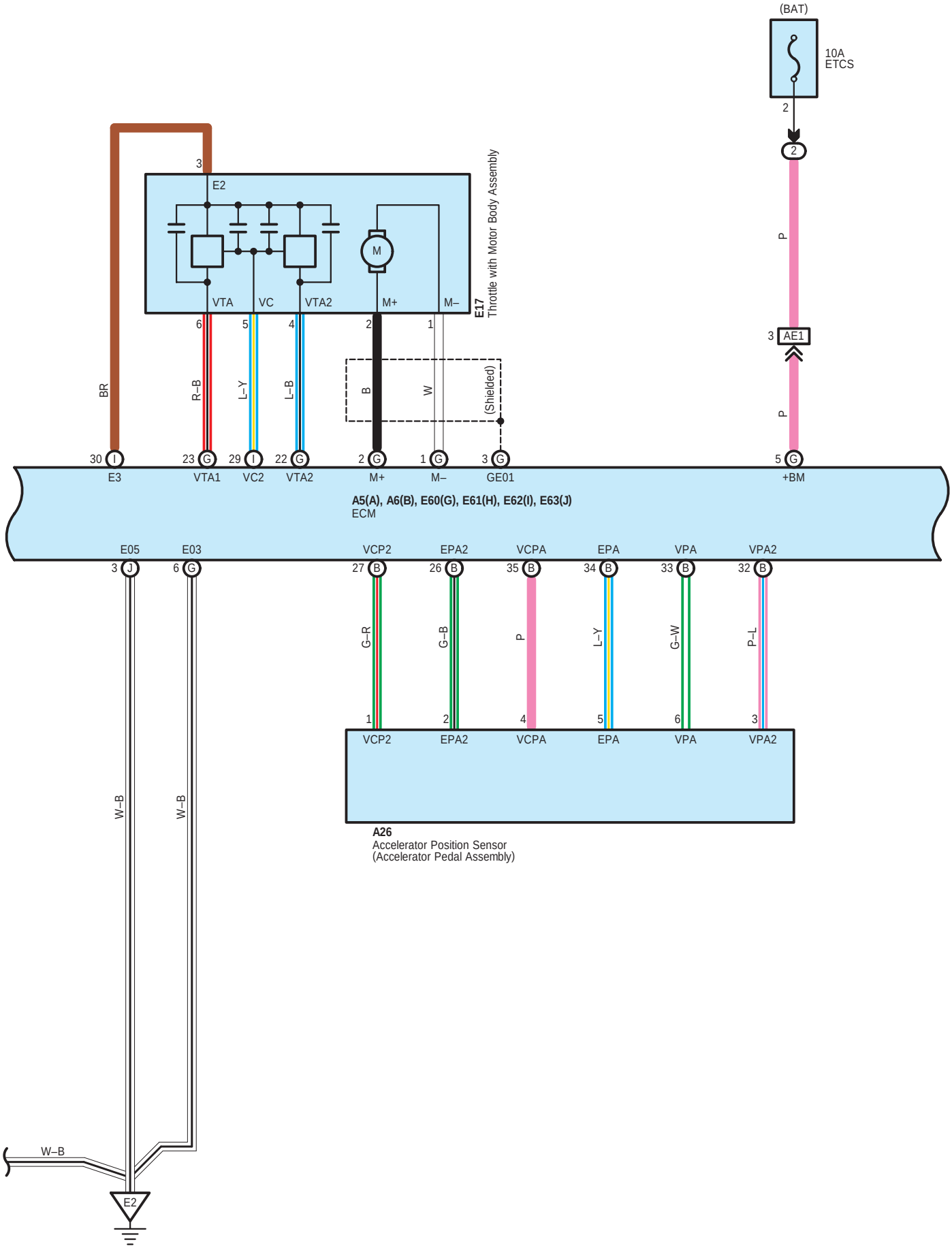
(BAT)
10A
ETCS
2
2
P
3
AE1
P
5
G
+BM
3
E2
M
VTA
VC
VTA2
M+
M–
E17
Throttle with Motor Body Assembly
6
5
4
2
1
BR
R–B
L–Y
L–B
B
W
(Shielded)
30
I
E3
23
G
VTA1
29
I
VC2
22
G
VTA2
2
G
M+
1
G
M–
3
G
GE01
A5(A), A6(B), E60(G), E61(H), E62(I), E63(J)
ECM
E05
E03
VCP2
EPA2
VCPA
EPA
VPA
VPA2
3
J
6
G
27
B
26
B
35
B
34
B
33
B
32
B
G–R
G–B
P
L–Y
G–W
P–L
1
2
4
5
6
3
VCP2
EPA2
VCPA
EPA
VPA
VPA2
A26
Accelerator Position Sensor
(Accelerator Pedal Assembly)
W–B
W–B
W–B
E2

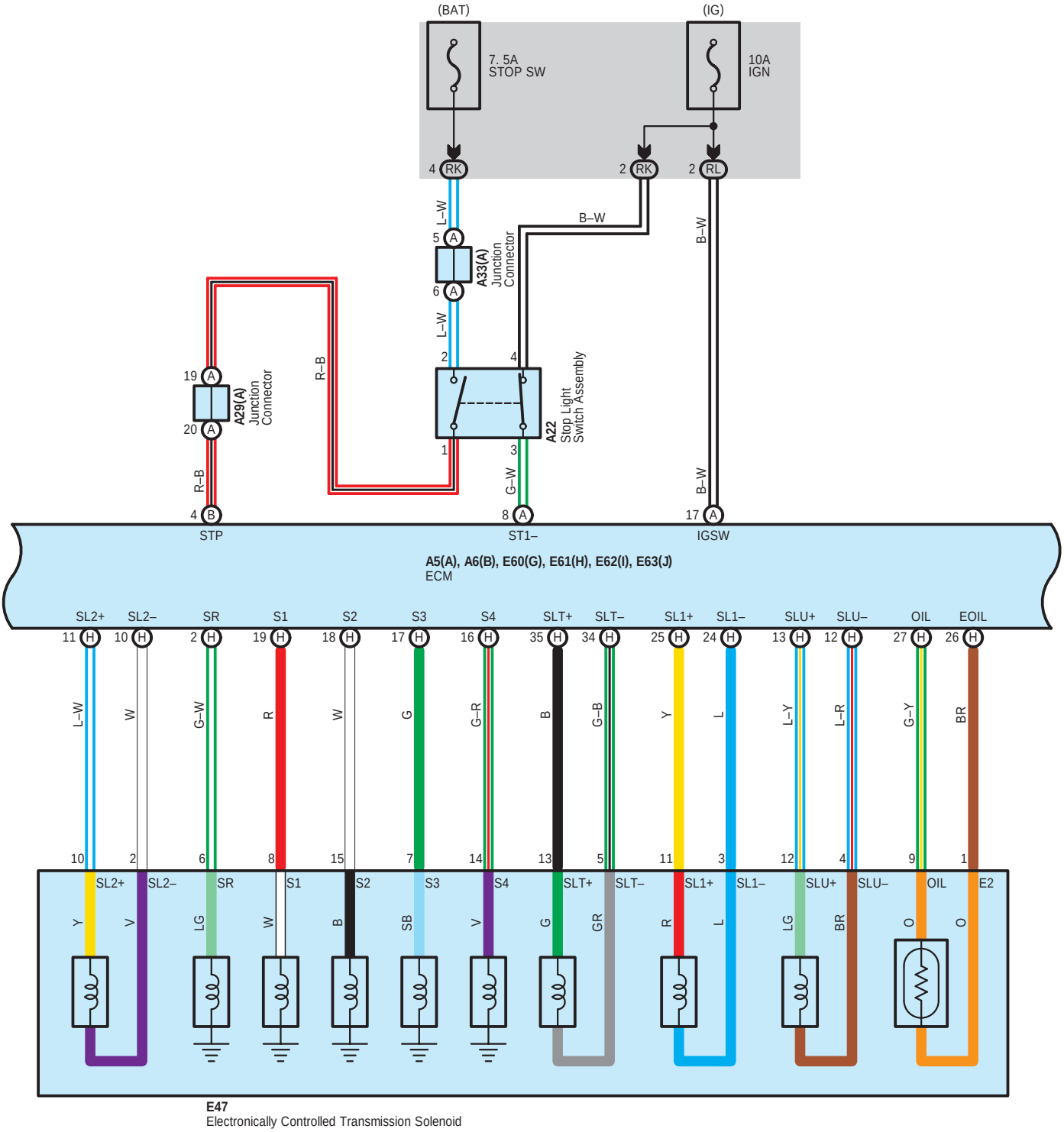
(BAT)
(IG)
7. 5A
STOP SW
10A
IGN
4 RK
2 RK
2 RL
L–W
B–W
B–W
5 A
6 A
A33(A)
Junction
Connector
L–W
2
4
19 A
20 A
A29(A)
Junction
Connector
R–B
A22
Stop Light
Switch Assembly
1
3
R–B
G–W
B–W
4 B
8 A
17 A
STP
ST1–
IGSW
A5(A), A6(B), E60(G), E61(H), E62(I), E63(J)
ECM
SL2+ SL2– SR S1 S2 S3 S4 SLT+ SLT– SL1+ SL1– SLU+ SLU– OIL EOIL
11 H 10 H 2 H 19 H 18 H 17 H 16 H 35 H 34 H 25 H 24 H 13 H 12 H 27 H 26 H
L–W W G–W R W G G–R B G–B Y L L–Y L–R G–Y BR
10 2 6 8 15 7 14 13 5 11 3 12 4 9 1
SL2+ SL2– SR S1 S2 S3 S4 SLT+ SLT– SL1+ SL1– SLU+ SLU– OIL E2
Y V LG W B SB V G GR R L LG BR O O
E47
Electronically Controlled Transmission Solenoid

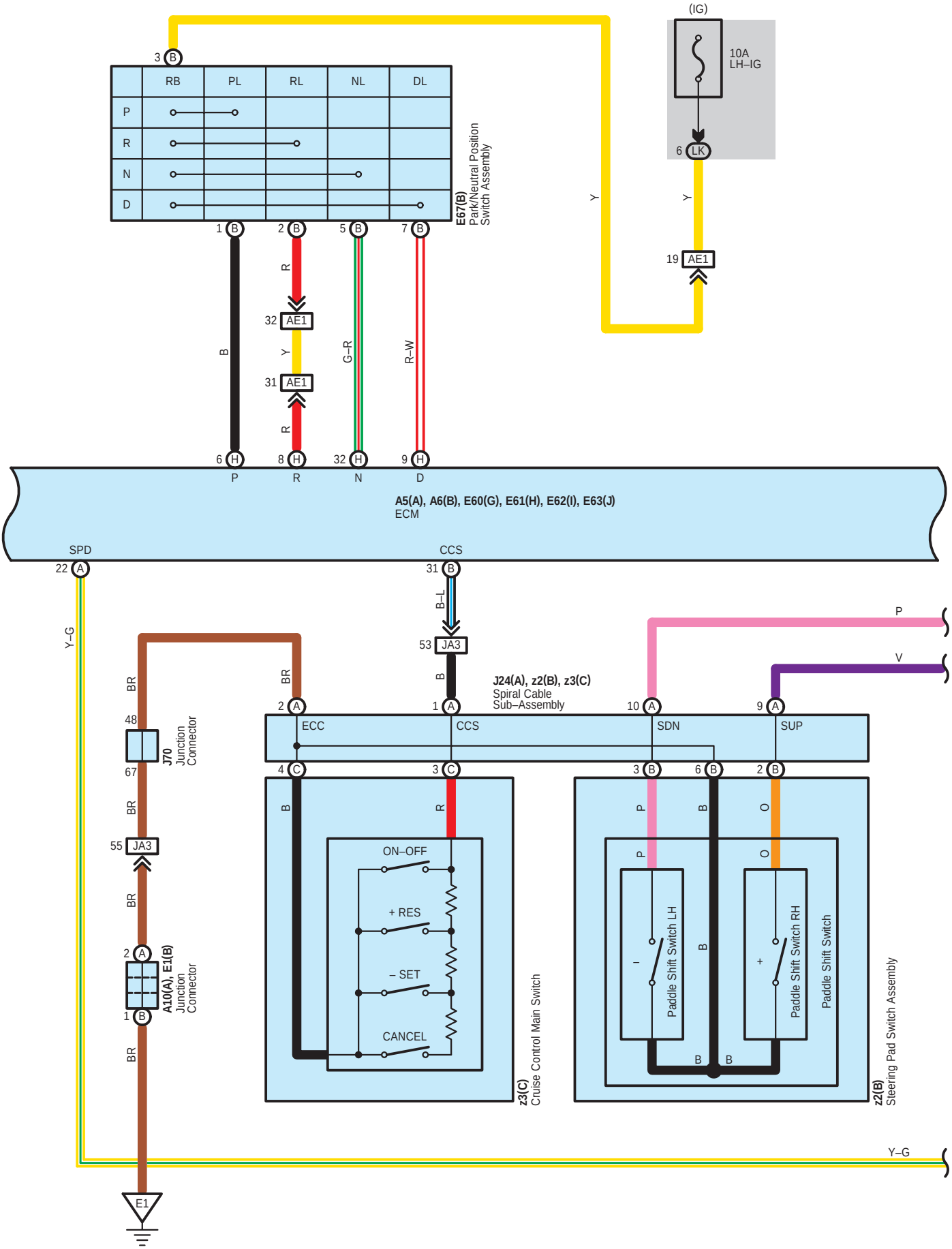
(IG)
10A
LH–IG
6 LK
Y
19 AE1
3 B
RB PL RL NL DL
P
R
N
D
E67(B)
Park/Neutral Position
Switch Assembly
1 B
2 B
5 B
7 B
R
32 AE1
Y
31 AE1
R
B
G–R
R–W
6 H
8 H
32 H
9 H
P
R
N
D
A5(A), A6(B), E60(G), E61(H), E62(I), E63(J)
ECM
SPD
22 A
CCS
31 B
B–L
53 JA3
B
J24(A), z2(B), z3(C)
Spiral Cable
Sub–Assembly
P
V
Y–G
BR
48
J70
Junction
Connector
67
BR
55 JA3
BR
2 A
1 B
A10(A), E1(B)
Junction
Connector
BR
BR
2 A
1 A
10 A
9 A
ECC
CCS
SDN
SUP
4 C
3 C
3 B
6 B
2 B
B
R
P
B
O
ON–OFF
+ RES
– SET
CANCEL
P
O
–
+
Paddle Shift Switch LH
Paddle Shift Switch RH
Paddle Shift Switch
B
B
B
z3(C)
Cruise Control Main Switch
z2(B)
Steering Pad Switch Assembly
Y–G
E1

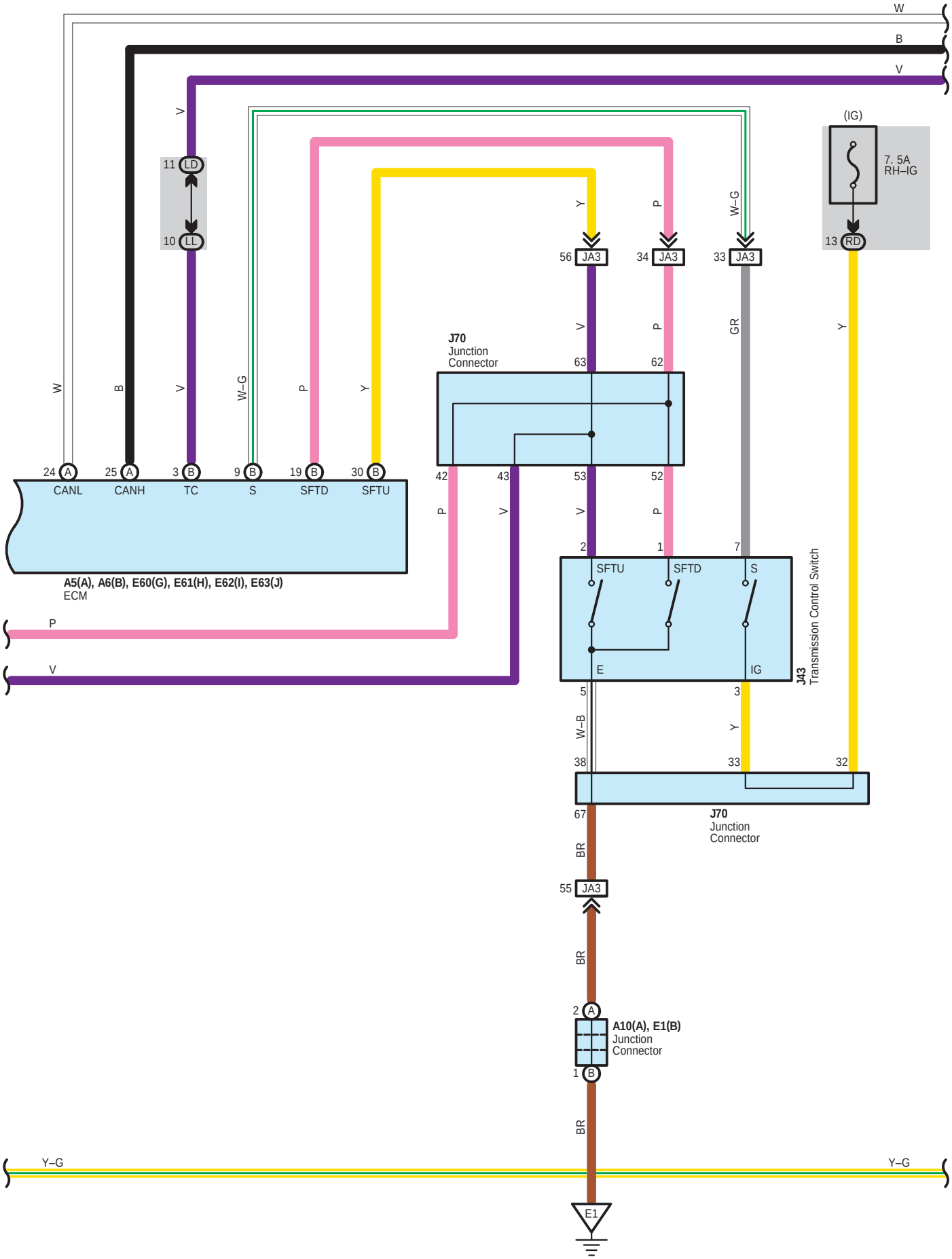
W
B
V
(IG)
7. 5A
RH–IG
11 LD
10 LL
13 RD
56 JA3
34 JA3
33 JA3
Y
P
W–G
V
P
GR
Y
J70
Junction
Connector
63
62
42
43
53
52
24 A
25 A
3 B
9 B
19 B
30 B
CANL
CANH
TC
S
SFTD
SFTU
A5(A), A6(B), E60(G), E61(H), E62(I), E63(J)
ECM
P
V
2
1
7
SFTU
SFTD
S
E
IG
J43
Transmission Control Switch
5
3
W–B
Y
38
33
32
67
J70
Junction
Connector
BR
55 JA3
BR
2 A
A10(A), E1(B)
Junction
Connector
1 B
BR
Y–G
Y–G
E1

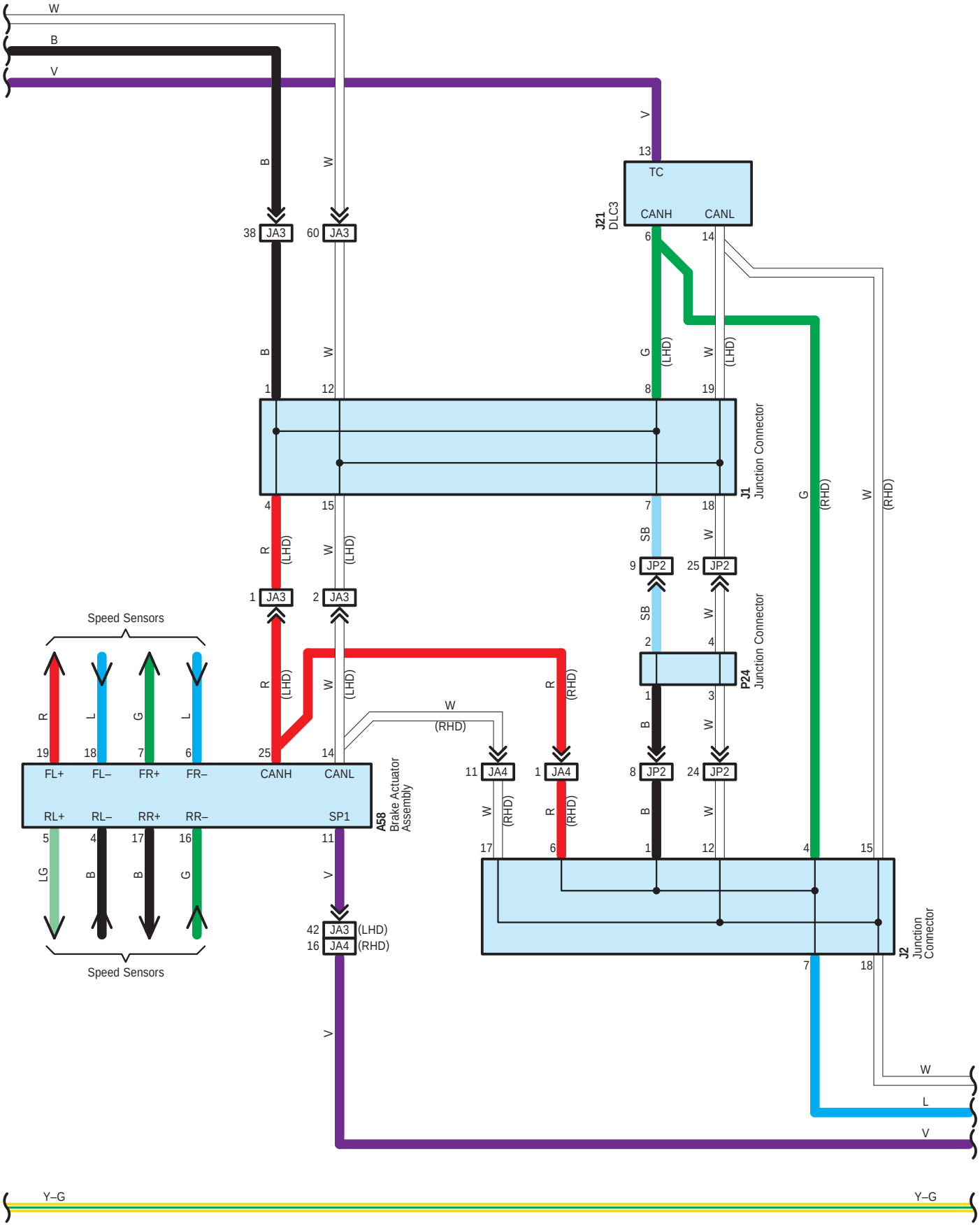
W
B
V
B
W
38 JA3
60 JA3
V
13
TC
J21
DLC3
CANH
CANL
6
14
B
W
G
(LHD)
W
(LHD)
1
12
8
19
J1
Junction Connector
4
15
7
18
G
(RHD)
W
(RHD)
R
(LHD)
W
(LHD)
SB
W
9 JP2
25 JP2
1 JA3
2 JA3
SB
W
2
4
P24
Junction Connector
Speed Sensors
R
(LHD)
W
(LHD)
R
(RHD)
W
(RHD)
1
3
B
W
R
L
G
L
19
18
7
6
25
14
FL+
FL–
FR+
FR–
CANH
CANL
11 JA4
1 JA4
8 JP2
24 JP2
A58
Brake Actuator
Assembly
RL+
RL–
RR+
RR–
SP1
W
(RHD)
R
(RHD)
B
W
5
4
17
16
11
17
6
1
12
4
15
LG
B
B
G
V
42 JA3 (LHD)
16 JA4 (RHD)
J2
Junction
Connector
7
18
Speed Sensors
V
W
L
V
Y–G
Y–G

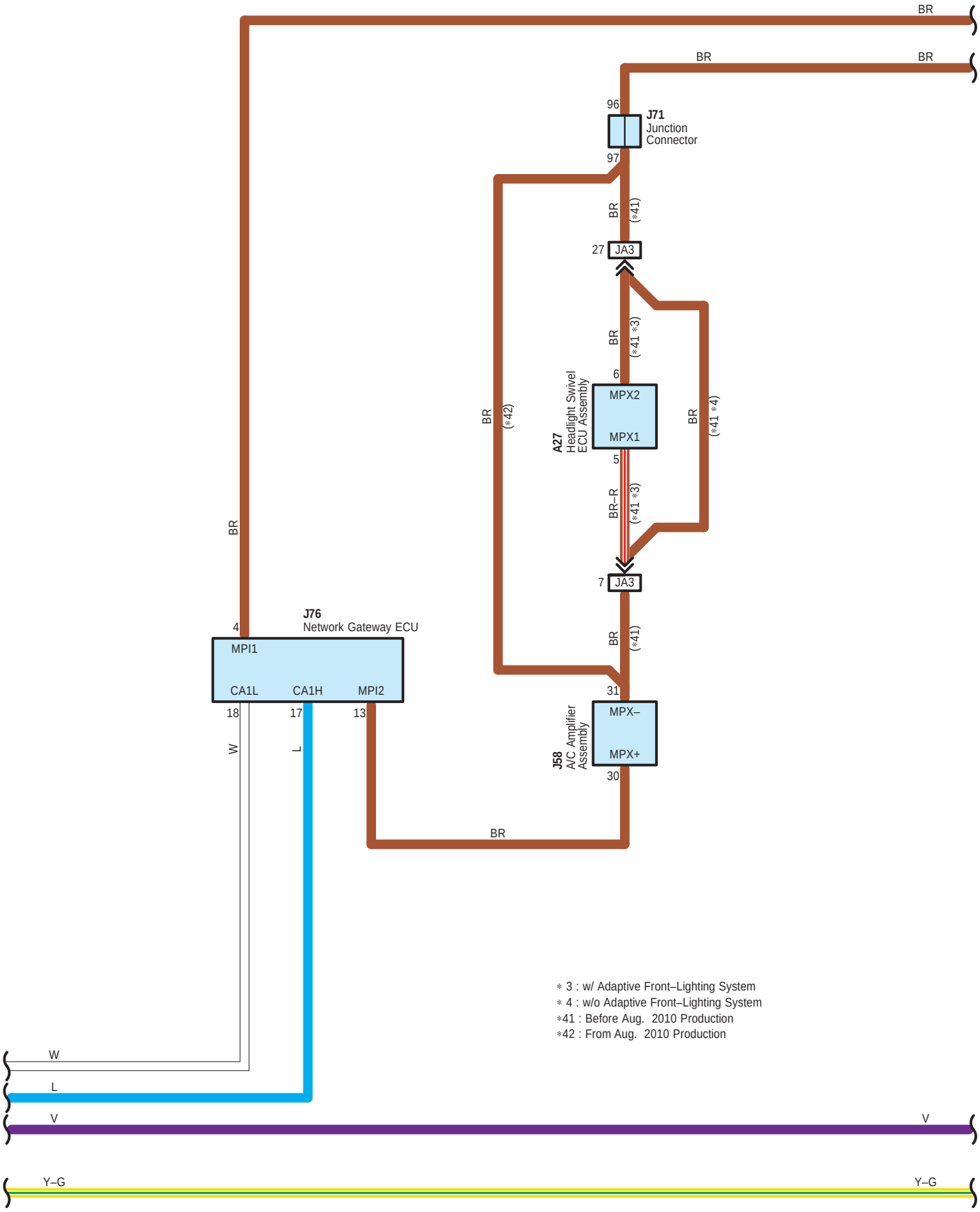
BR
BR
BR
96
J71
Junction
Connector
97
BR
(*41)
27
JA3
BR
(*41 *3)
6
MPX2
MPX1
A27
Headlight Swivel
ECU Assembly
5
BR–R
(*41 *3)
7
JA3
BR
(*41)
31
MPX–
MPX+
J58
A/C Amplifier
Assembly
30
BR
(*42)
BR
(*41 *4)
BR
4
J76
Network Gateway ECU
MPI1
CA1L
CA1H
MPI2
18
17
13
W
L
BR
W
L
V
V
Y–G
Y–G
* 3 : w/ Adaptive Front–Lighting System
* 4 : w/o Adaptive Front–Lighting System
*41 : Before Aug. 2010 Production
*42 : From Aug. 2010 Production

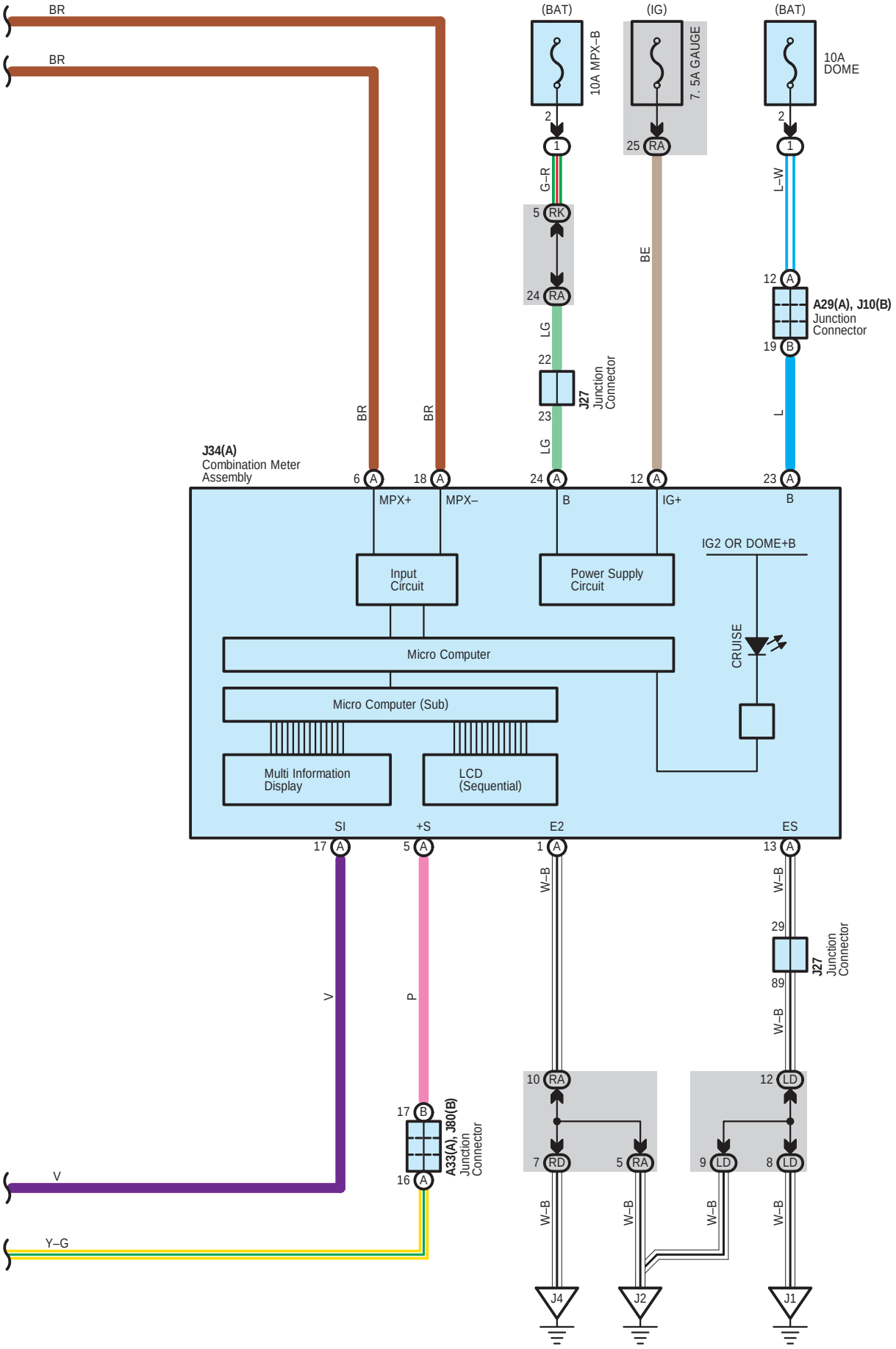
BR
BR
(BAT)
10A MPX–B
(IG)
7. 5A GAUGE
(BAT)
10A
DOME
2
1
25 RA
2
1
G–R
5 RK
24 RA
LG
22
J27
Junction
Connector
23
LG
BE
L–W
12 A
A29(A), J10(B)
Junction
Connector
19 B
L
BR
BR
J34(A)
Combination Meter
Assembly
6 A
18 A
24 A
12 A
23 A
MPX+
MPX–
B
IG+
B
IG2 OR DOME+B
Input
Circuit
Power Supply
Circuit
CRUISE
Micro Computer
Micro Computer (Sub)
Multi Information
Display
LCD
(Sequential)
SI
+S
E2
ES
17 A
5 A
1 A
13 A
W–B
W–B
29
J27
Junction
Connector
89
W–B
V
P
10 RA
12 LD
17 B
A33(A), J80(B)
Junction
Connector
16 A
7 RD
5 RA
9 LD
8 LD
V
W–B
W–B
W–B
W–B
Y–G
J4
J2
J1

A 5
White

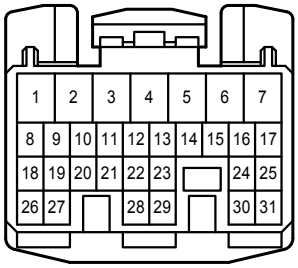

A 6
White

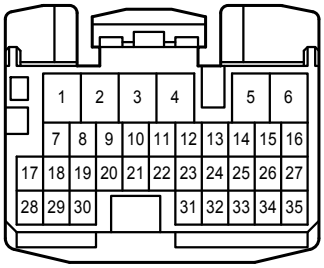

A 9
White

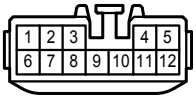

A 10
Gray

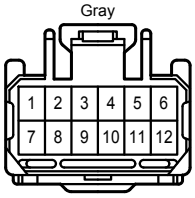

A 22
Green

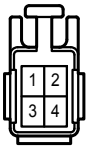

A 26
Black



A 27
White

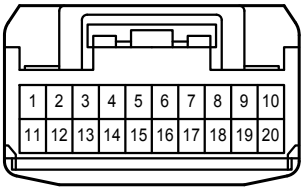

A 29
Black

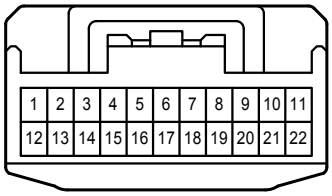

A 33
Black

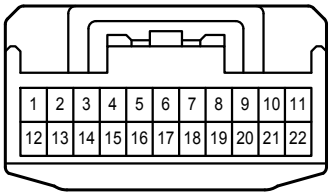

A 58
Black

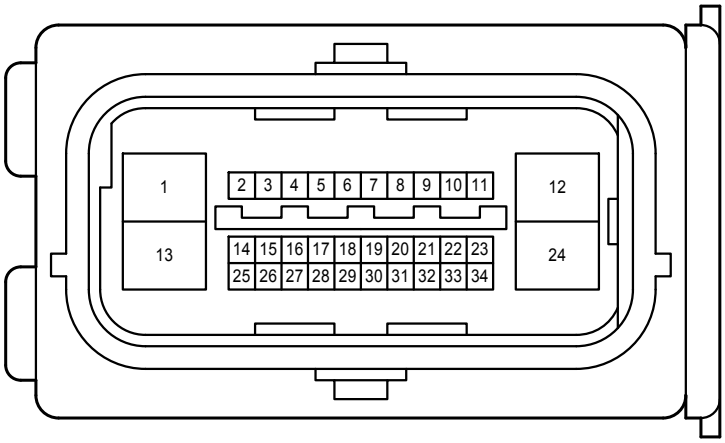

E 1
Gray

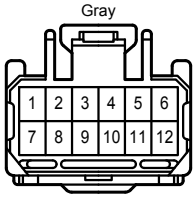

E 17
Black

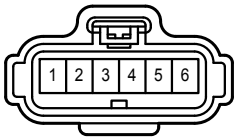

E 47
Gray

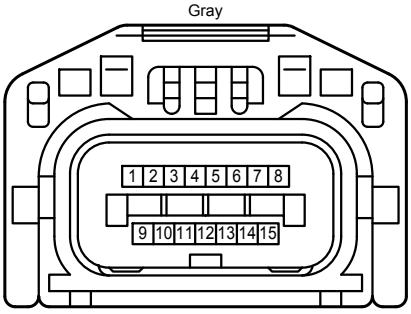

E 60
White

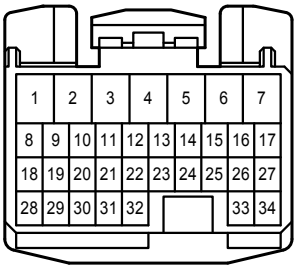

E 61
White

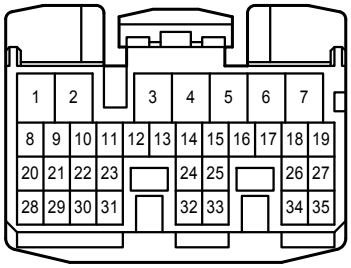

E 62
White



E 63
White

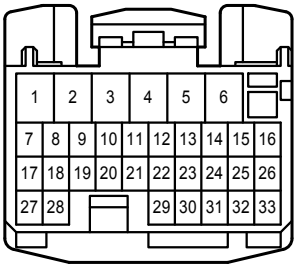

E 67
Gray

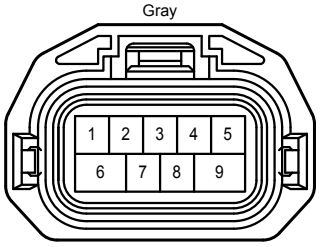

J 1
Gray

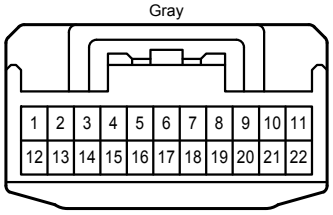

J 2
Gray

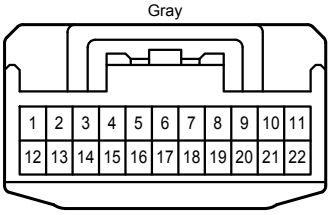

J 10
Black

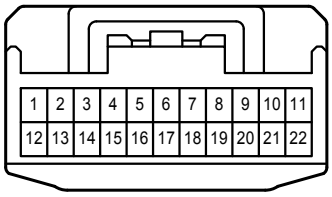

J 21
White

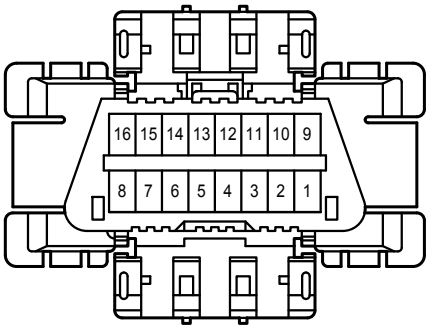

J 24
Black



J 27
White

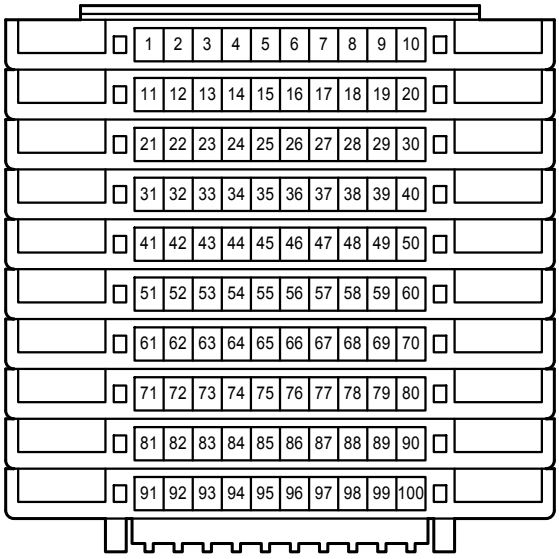

J 34
Black

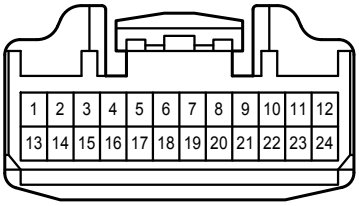

J 43
White



J 58
White

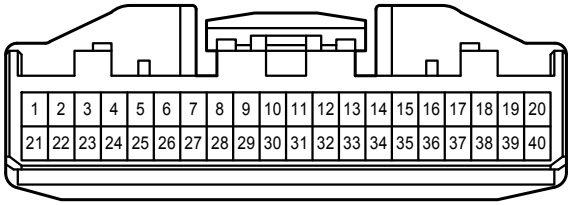

J 70
White

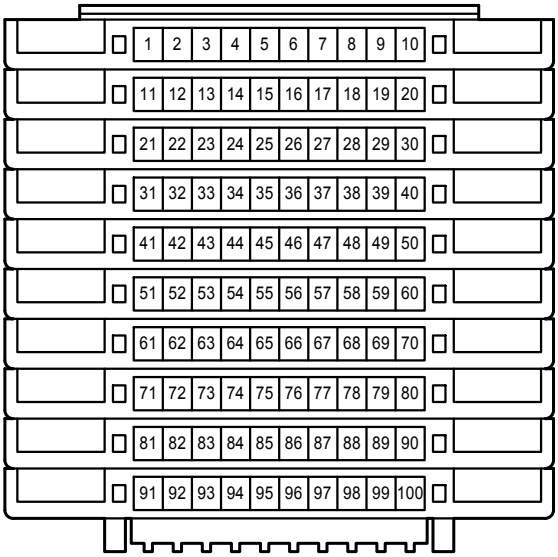

J 71
White

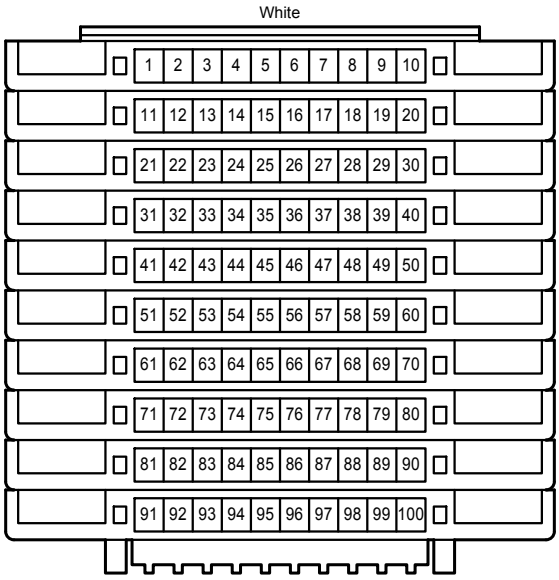

J 76
White

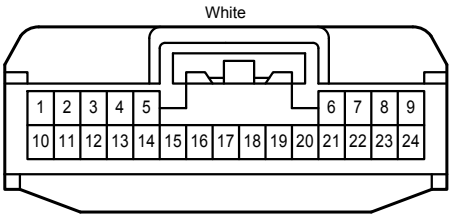

J 80
Black

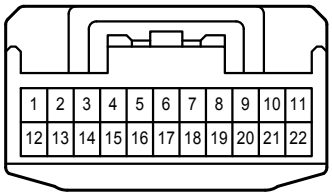

P 24
Gray

z 2
White

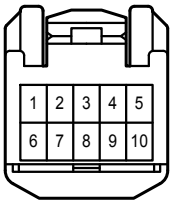

z 3
White

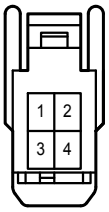

2A
White

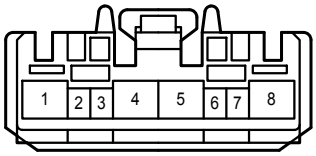

LD
White

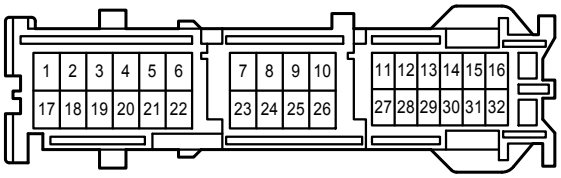

LK
Gray

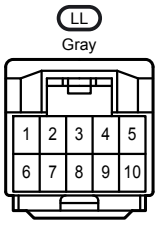
LL
Gray
1 2 3 4 5
6 7 8 9 10

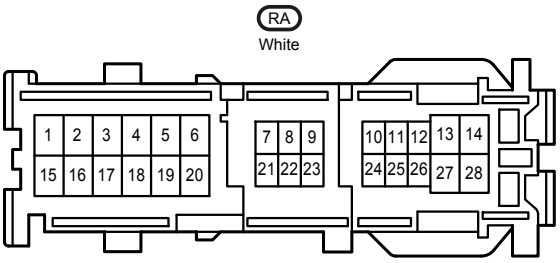
RA
White
1 2 3 4 5 6
15 16 17 18 19 20
7 8 9
21 22 23
10 11 12 13 14
24 25 26 27 28

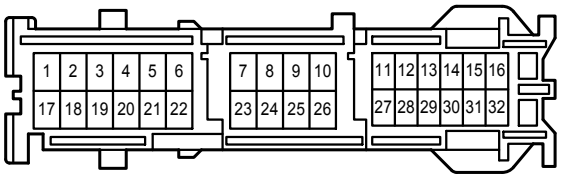
RD
White
1 2 3 4 5 6
17 18 19 20 21 22
7 8 9 10
23 24 25 26
11 12 13 14 15 16
27 28 29 30 31 32


RK
Gray
1 2 3 4 5
6 7 8 9 10

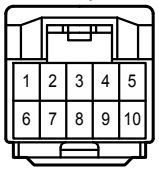
RL
Gray
1 2 3 4 5
6 7 8 9 10

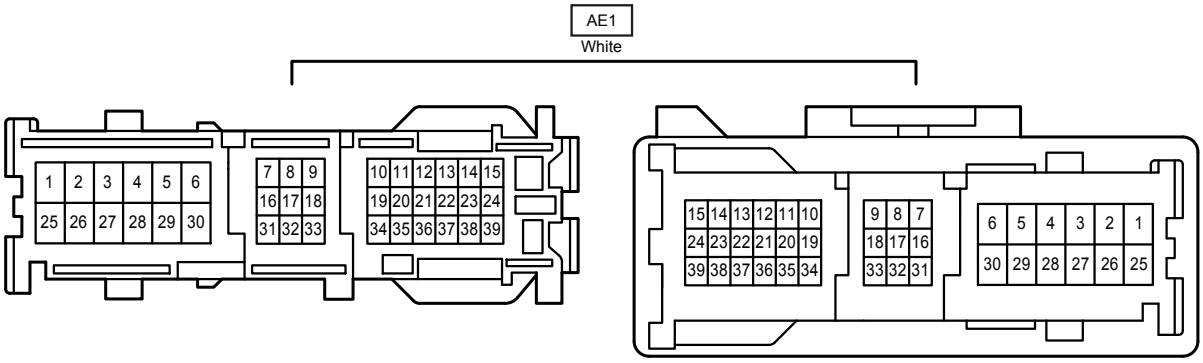
AE1
White
1 2 3 4 5 6
25 26 27 28 29 30
7 8 9
16 17 18
31 32 33
10 11 12 13 14 15
19 20 21 22 23 24
34 35 36 37 38 39
15 14 13 12 11 10
24 23 22 21 20 19
39 38 37 36 35 34
9 8 7
18 17 16
33 32 31
6 5 4 3 2 1
30 29 28 27 26 25

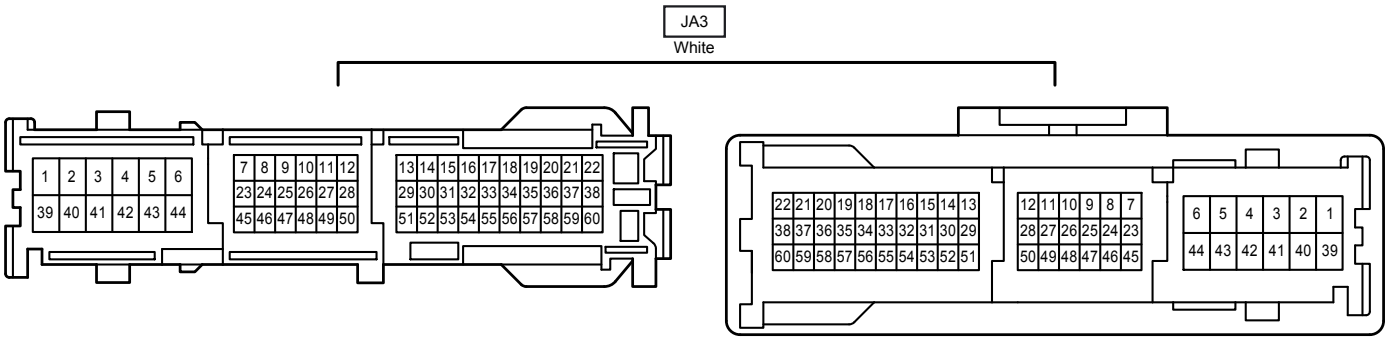
JA3
White
1 2 3 4 5 6
39 40 41 42 43 44
7 8 9 10 11 12
23 24 25 26 27 28
45 46 47 48 49 50
13 14 15 16 17 18 19 20 21 22
29 30 31 32 33 34 35 36 37 38
51 52 53 54 55 56 57 58 59 60
22 21 20 19 18 17 16 15 14 13
38 37 36 35 34 33 32 31 30 29
60 59 58 57 56 55 54 53 52 51
12 11 10 9 8 7
28 27 26 25 24 23
50 49 48 47 46 45
6 5 4 3 2 1
44 43 42 41 40 39

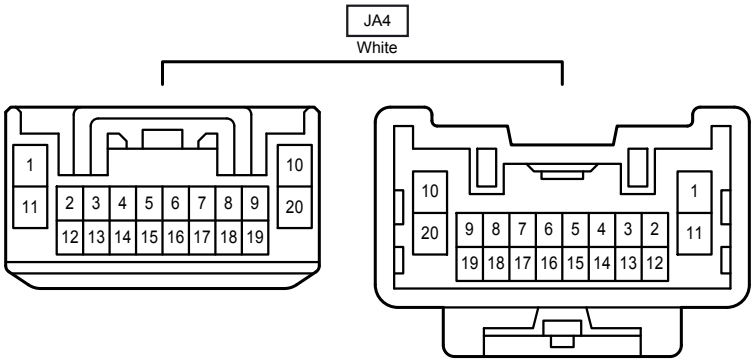
JA4
White
1
11
2 3 4 5 6 7 8 9
12 13 14 15 16 17 18 19
10
20
10
20
9 8 7 6 5 4 3 2
19 18 17 16 15 14 13 12
1
11

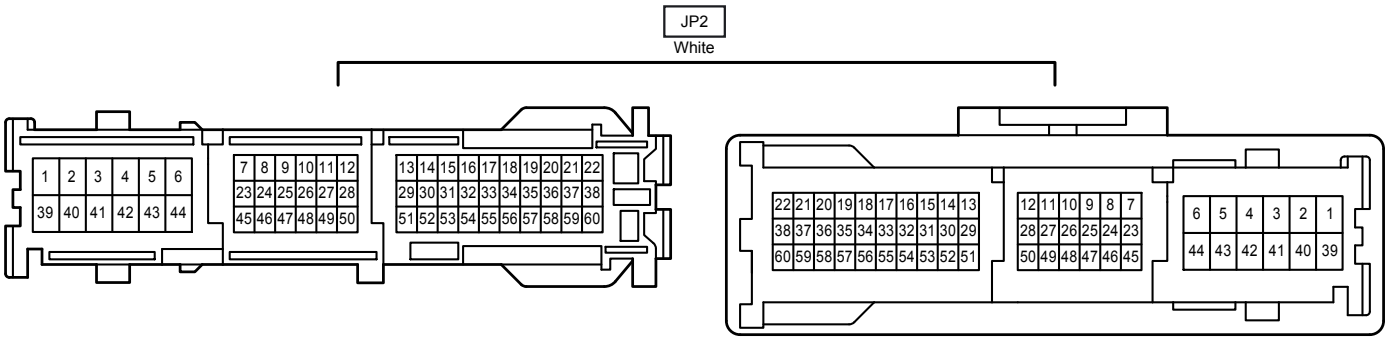
JP2
White
1 2 3 4 5 6
39 40 41 42 43 44
7 8 9 10 11 12
23 24 25 26 27 28
45 46 47 48 49 50
13 14 15 16 17 18 19 20 21 22
29 30 31 32 33 34 35 36 37 38
51 52 53 54 55 56 57 58 59 60
22 21 20 19 18 17 16 15 14 13
38 37 36 35 34 33 32 31 30 29
60 59 58 57 56 55 54 53 52 51
12 11 10 9 8 7
28 27 26 25 24 23
50 49 48 47 46 45
6 5 4 3 2 1
44 43 42 41 40 39