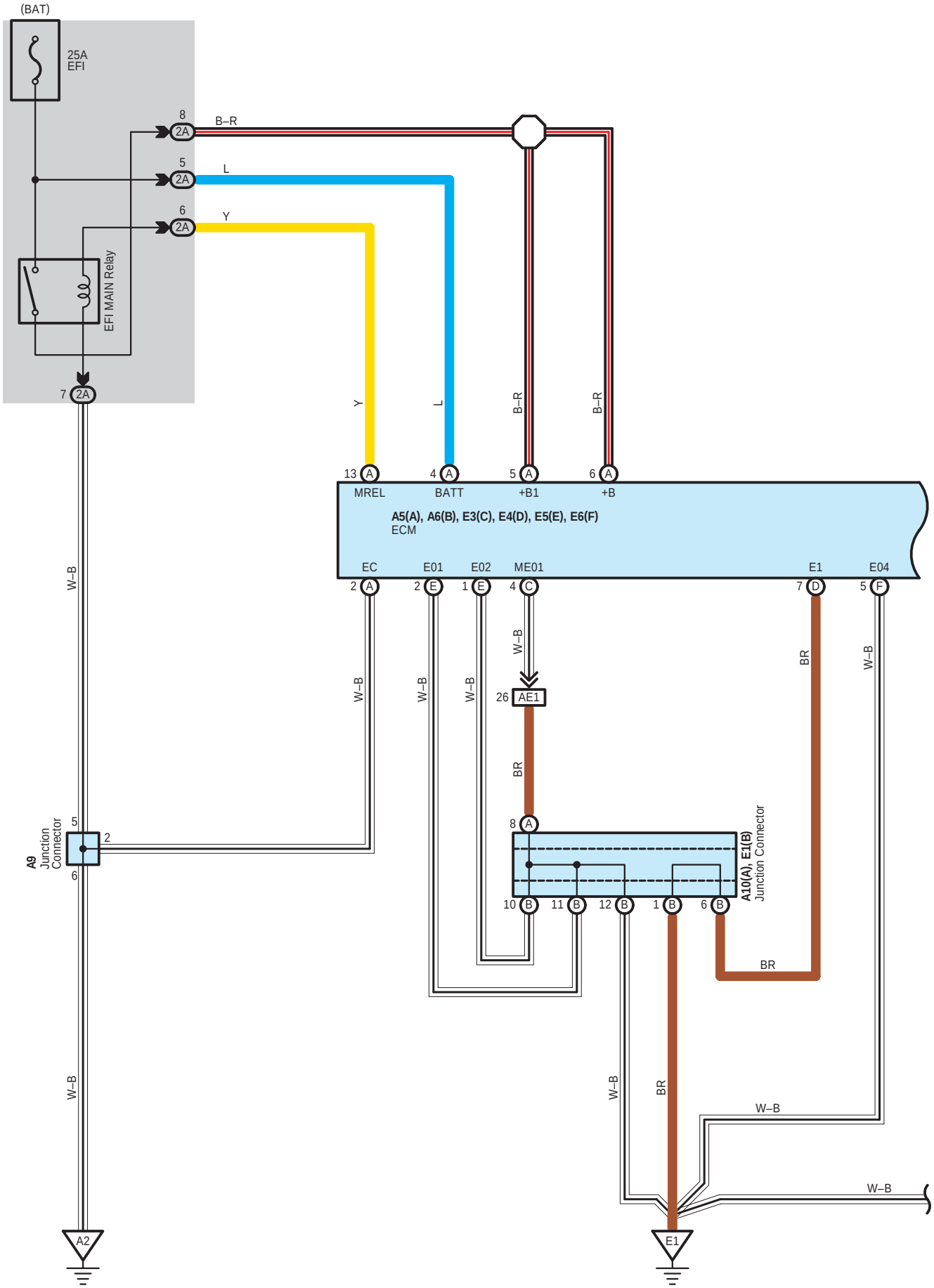
(BAT)
25A
EFI
8
2A
B–R
5
2A
L
6
2A
Y
EFI MAIN Relay
7
2A
Y
L
B–R
B–R
13
A
MREL
4
A
BATT
5
A
+B1
6
A
+B
A5(A), A6(B), E3(C), E4(D), E5(E), E6(F)
ECM
EC
E01
E02
ME01
E1
E04
2
A
2
E
1
E
4
C
7
D
5
F
W–B
W–B
W–B
W–B
W–B
26
AE1
BR
BR
W–B
8
A
A9
Junction
Connector
5
2
6
A10(A), E1(B)
Junction Connector
10
B
11
B
12
B
1
B
6
B
BR
W–B
BR
W–B
W–B
W–B
A2
E1

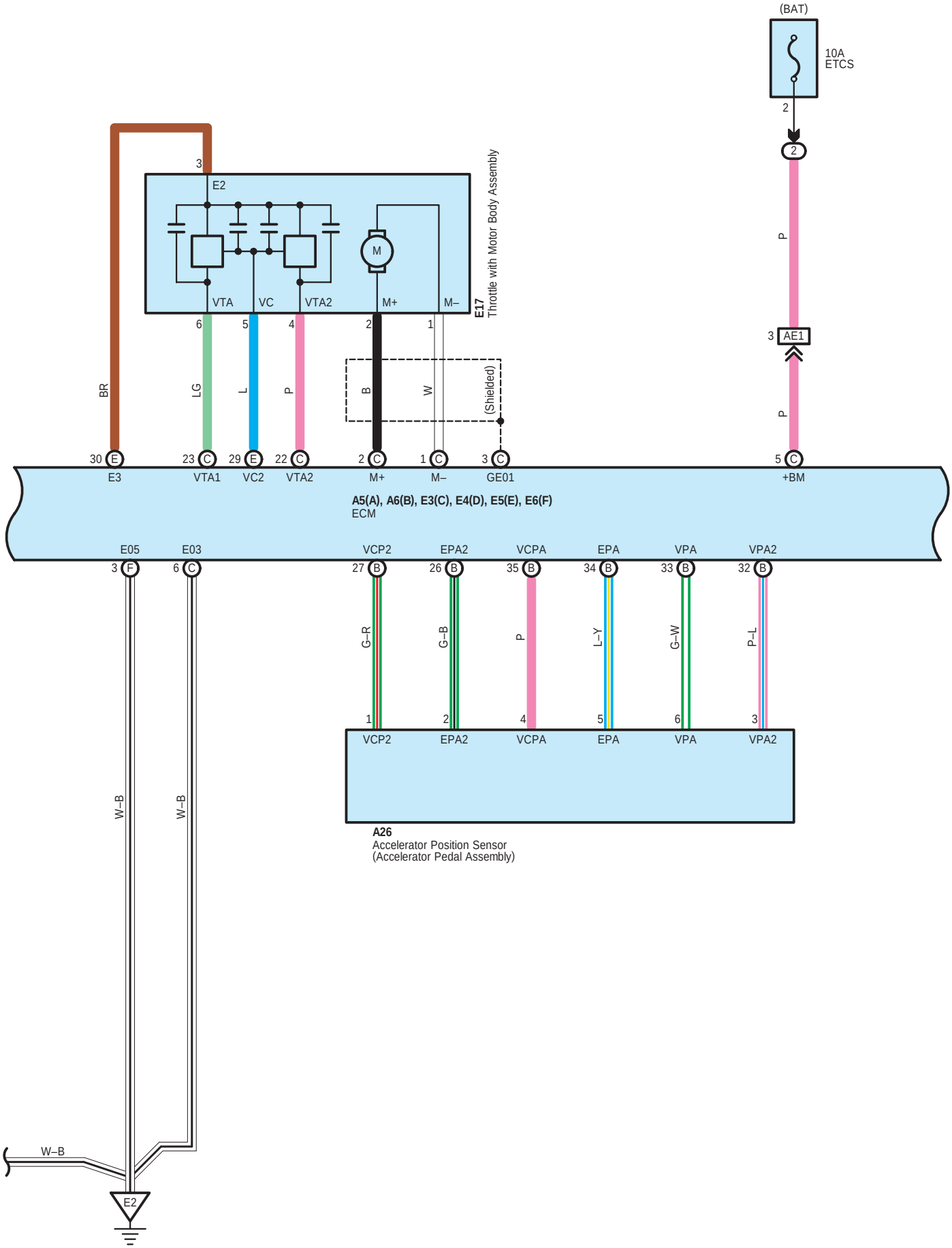
(BAT)
10A
ETCS
2
2
P
3
AE1
P
5
+BM
3
E2
M
VTA
VC
VTA2
M+
M–
E17
Throttle with Motor Body Assembly
6
5
4
2
1
BR
LG
L
P
B
W
(Shielded)
30
E3
23
VTA1
29
VC2
22
VTA2
2
M+
1
M–
3
GE01
A5(A), A6(B), E3(C), E4(D), E5(E), E6(F)
ECM
E05
E03
VCP2
EPA2
VCPA
EPA
VPA
VPA2
3
6
27
26
35
34
33
32
G–R
G–B
P
L–Y
G–W
P–L
1
2
4
5
6
3
VCP2
EPA2
VCPA
EPA
VPA
VPA2
A26
Accelerator Position Sensor
(Accelerator Pedal Assembly)
W–B
W–B
W–B
E2

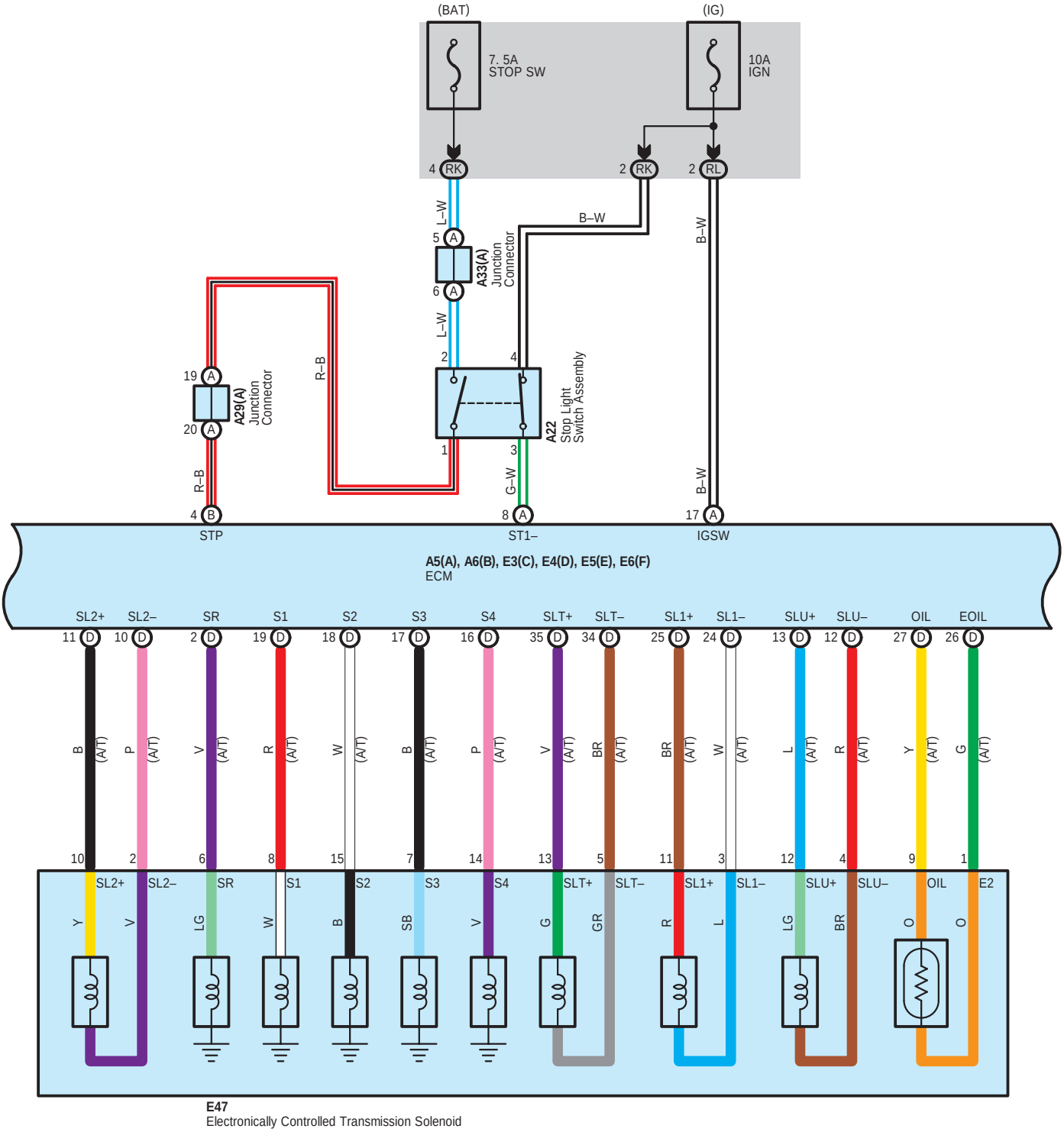
(BAT)
(IG)
7. 5A
STOP SW
10A
IGN
4 RK
2 RK
2 RL
L–W
B–W
B–W
5 A
6 A
A33(A)
Junction
Connector
L–W
2
4
19 A
20 A
A29(A)
Junction
Connector
R–B
R–B
1
3
A22
Stop Light
Switch Assembly
G–W
B–W
4 B
8 A
17 A
STP
ST1–
IGSW
A5(A), A6(B), E3(C), E4(D), E5(E), E6(F)
ECM
SL2+
SL2–
SR
S1
S2
S3
S4
SLT+
SLT–
SL1+
SL1–
SLU+
SLU–
OIL
EOIL
11 D
10 D
2 D
19 D
18 D
17 D
16 D
35 D
34 D
25 D
24 D
13 D
12 D
27 D
26 D
B (A/T)
P (A/T)
V (A/T)
R (A/T)
W (A/T)
B (A/T)
P (A/T)
V (A/T)
BR (A/T)
BR (A/T)
W (A/T)
L (A/T)
R (A/T)
Y (A/T)
G (A/T)
10
2
6
8
15
7
14
13
5
11
3
12
4
9
1
SL2+
SL2–
SR
S1
S2
S3
S4
SLT+
SLT–
SL1+
SL1–
SLU+
SLU–
OIL
E2
Y
V
LG
W
B
SB
V
G
GR
R
L
LG
BR
O
O
E47
Electronically Controlled Transmission Solenoid

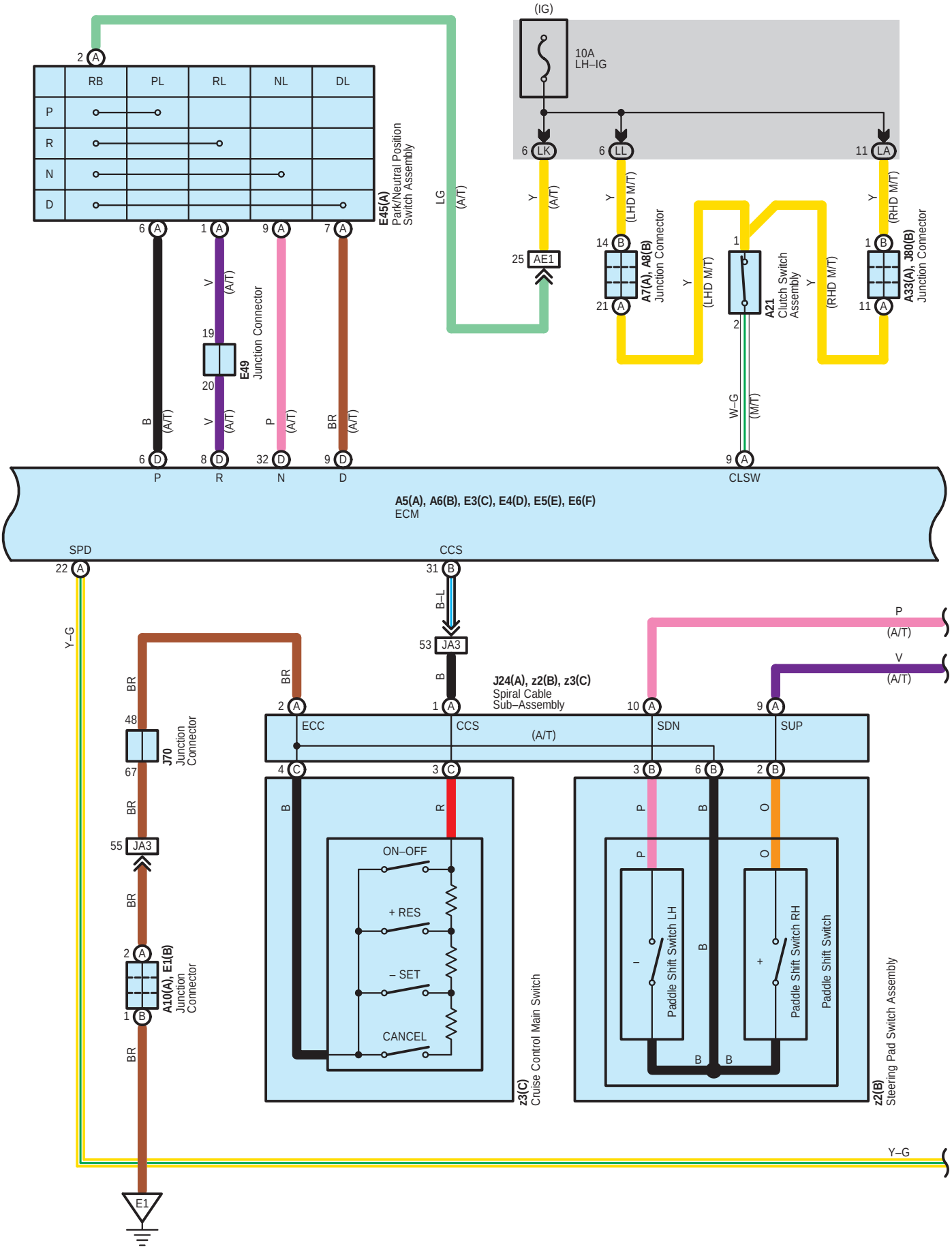
(IG)
10A
LH–IG
RB
PL
RL
NL
DL
P
R
N
D
E45(A)
Park/Neutral Position
Switch Assembly
LG
(A/T)
Y
(LHD M/T)
(RHD M/T)
AE1
A7(A), A8(B)
Junction Connector
A21
Clutch Switch
Assembly
A33(A), J80(B)
Junction Connector
E49
Junction Connector
V
B
P
BR
W–G
(M/T)
A5(A), A6(B), E3(C), E4(D), E5(E), E6(F)
ECM
CLSW
SPD
CCS
B–L
JA3
J24(A), z2(B), z3(C)
Spiral Cable
Sub–Assembly
ECC
SDN
SUP
Y–G
J70
Junction
Connector
A10(A), E1(B)
Junction
Connector
ON–OFF
+ RES
– SET
CANCEL
z3(C)
Cruise Control Main Switch
Paddle Shift Switch LH
Paddle Shift Switch RH
Paddle Shift Switch
z2(B)
Steering Pad Switch Assembly
O
E1

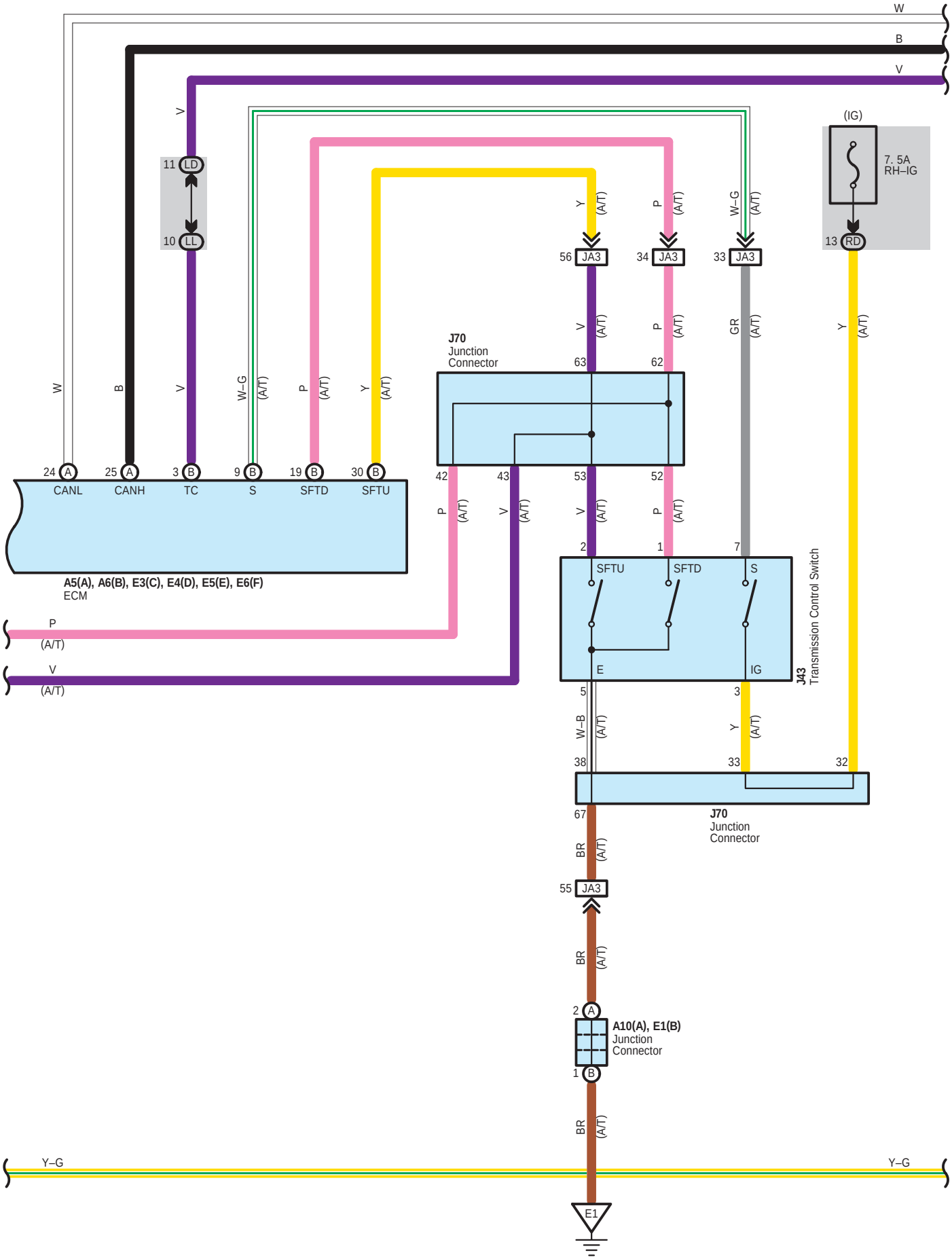
W
B
V
11 LD
10 LL
(IG)
7. 5A
RH–IG
13 RD
56 JA3
34 JA3
33 JA3
J70
Junction
Connector
63
62
42
43
53
52
24 A
25 A
3 B
9 B
19 B
30 B
CANL
CANH
TC
S
SFTD
SFTU
A5(A), A6(B), E3(C), E4(D), E5(E), E6(F)
ECM
SFTU
SFTD
S
E
IG
J43
Transmission Control Switch
5
3
38
33
32
67
J70
Junction
Connector
55 JA3
2 A
A10(A), E1(B)
Junction
Connector
1 B
Y–G
E1
(A/T)

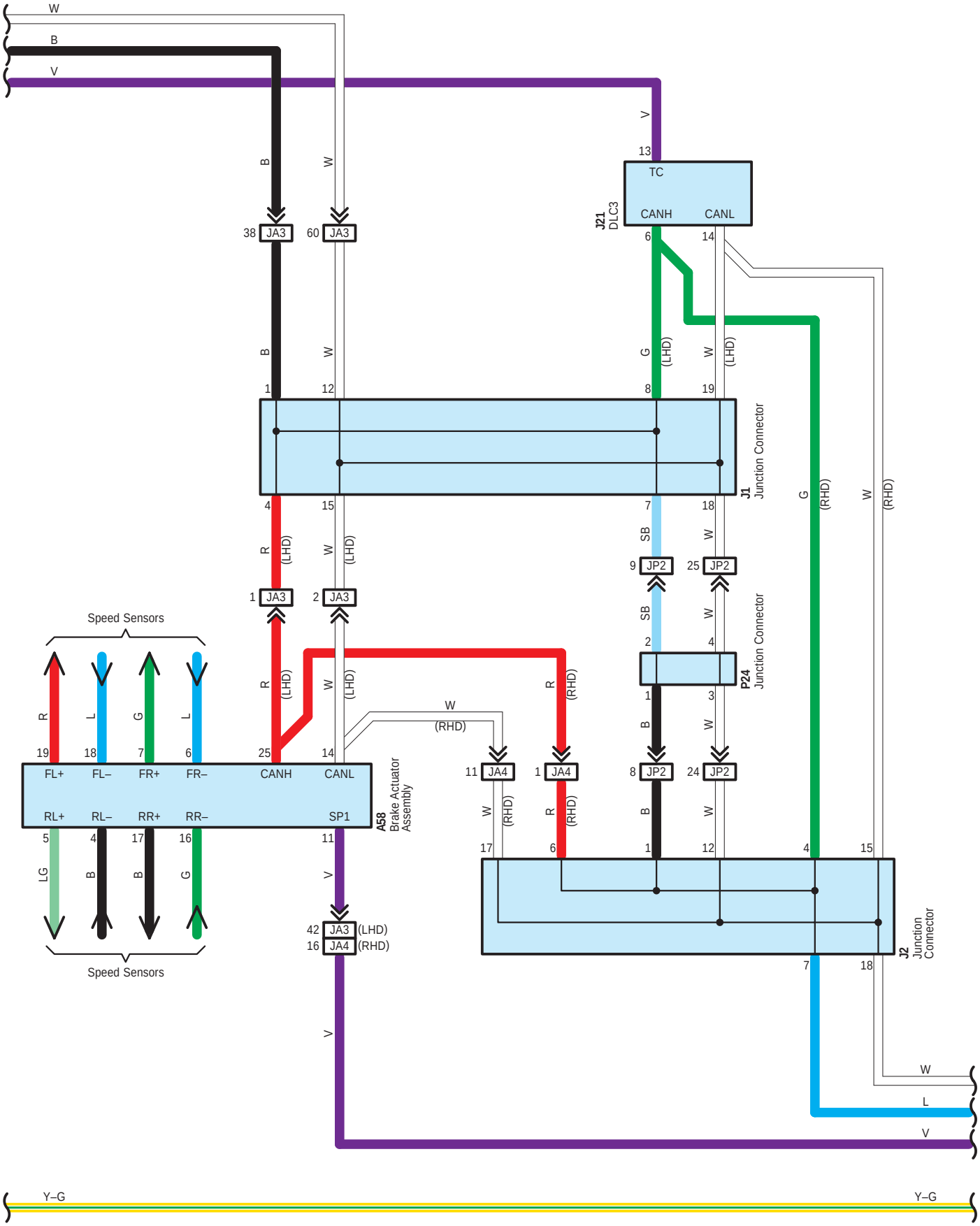
W
B
V
B
W
38 JA3
60 JA3
V
13
TC
J21
DLC3
CANH
CANL
6
14
B
W
G
(LHD)
W
(LHD)
1
12
8
19
J1
Junction Connector
4
15
7
18
G
(RHD)
W
(RHD)
R
(LHD)
W
(LHD)
SB
W
9 JP2
25 JP2
1 JA3
2 JA3
SB
W
2
4
P24
Junction Connector
Speed Sensors
R
(LHD)
W
(LHD)
R
(RHD)
W
(RHD)
1
3
B
W
R
L
G
L
19
18
7
6
25
14
FL+
FL–
FR+
FR–
CANH
CANL
A58
Brake Actuator
Assembly
11 JA4
1 JA4
8 JP2
24 JP2
RL+
RL–
RR+
RR–
SP1
W
(RHD)
R
(RHD)
B
W
5
4
17
16
11
17
6
1
12
4
15
LG
B
B
G
V
42 JA3 (LHD)
16 JA4 (RHD)
J2
Junction
Connector
Speed Sensors
7
18
V
W
L
V
Y–G
Y–G

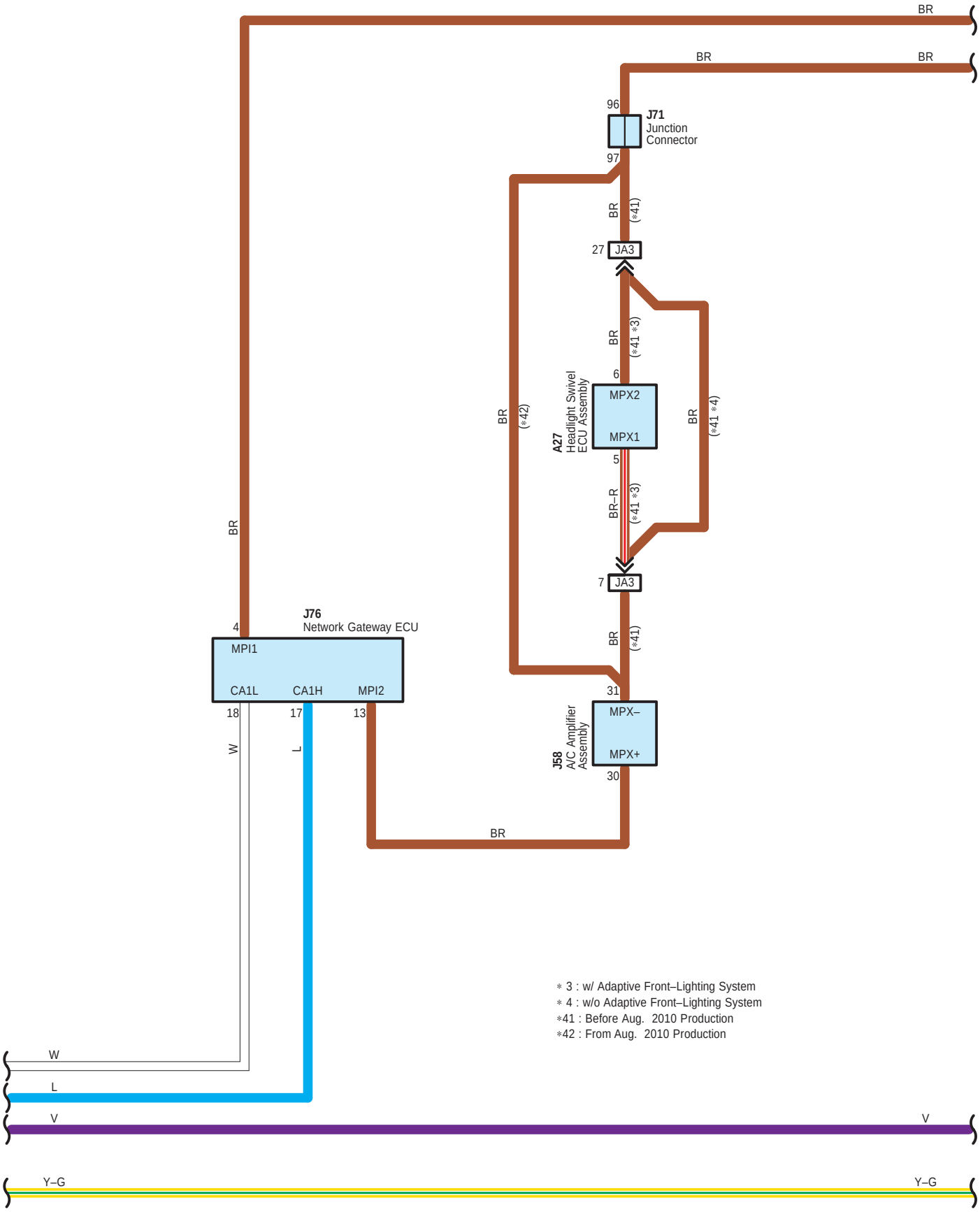
BR
BR
BR
96
J71
Junction
Connector
97
BR
(*41)
27
JA3
BR
(*41 *3)
6
MPX2
MPX1
A27
Headlight Swivel
ECU Assembly
5
BR–R
(*41 *3)
7
JA3
BR
(*41)
31
MPX–
MPX+
J58
A/C Amplifier
Assembly
30
BR
(*42)
BR
(*41 *4)
BR
4
J76
Network Gateway ECU
MPI1
CA1L
CA1H
MPI2
18
17
13
W
L
BR
W
L
V
V
Y–G
Y–G
* 3 : w/ Adaptive Front–Lighting System
* 4 : w/o Adaptive Front–Lighting System
*41 : Before Aug. 2010 Production
*42 : From Aug. 2010 Production

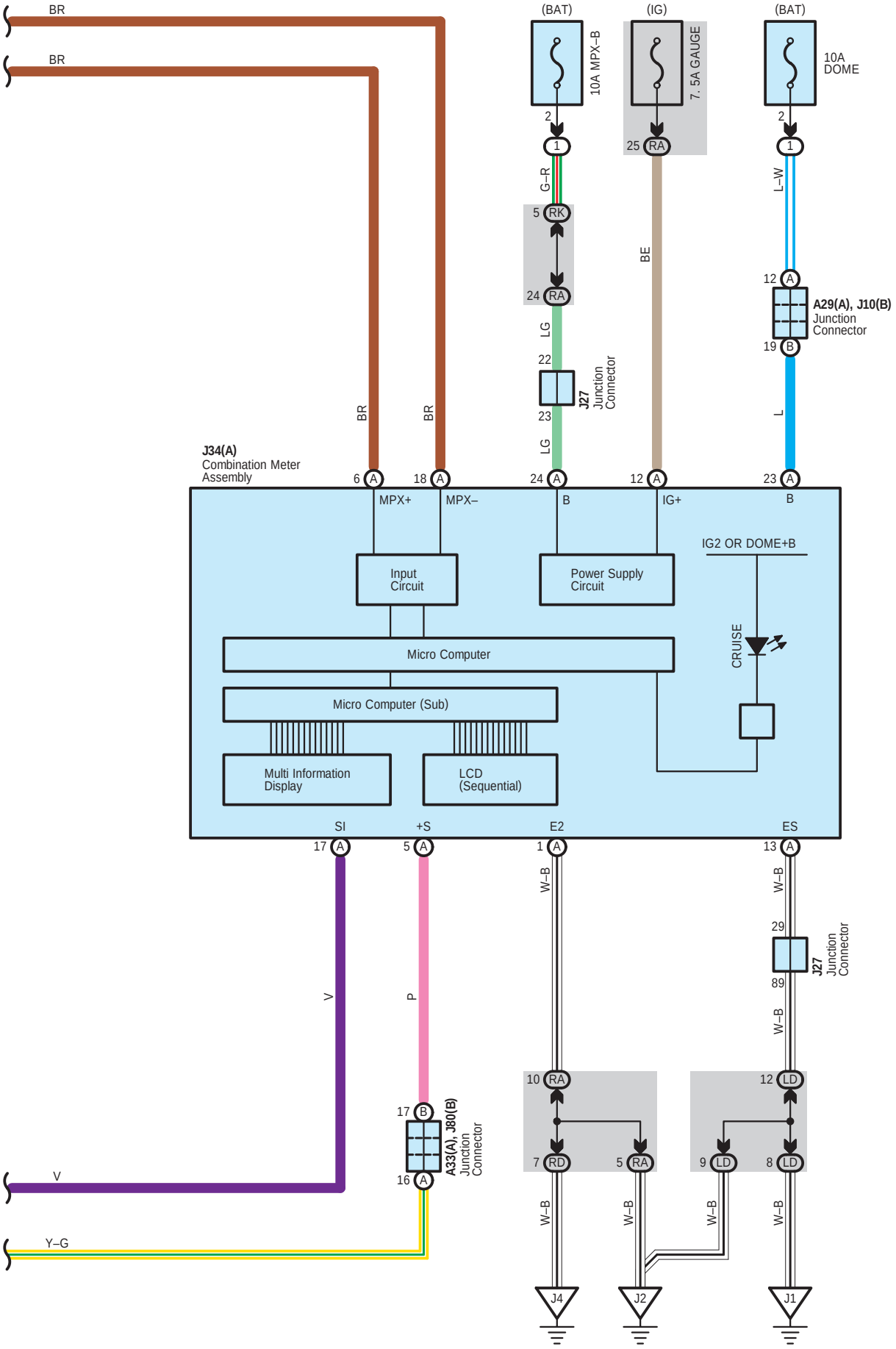
BR
BR
(BAT)
10A MPX–B
(IG)
7. 5A GAUGE
(BAT)
10A
DOME
2
1
25 RA
2
1
G–R
5 RK
24 RA
LG
22
J27
Junction
Connector
23
LG
BE
L–W
12 A
A29(A), J10(B)
Junction
Connector
19 B
L
BR
BR
J34(A)
Combination Meter
Assembly
6 A
18 A
24 A
12 A
23 A
MPX+
MPX–
B
IG+
B
IG2 OR DOME+B
Input
Circuit
Power Supply
Circuit
CRUISE
Micro Computer
Micro Computer (Sub)
Multi Information
Display
LCD
(Sequential)
SI
+S
E2
ES
17 A
5 A
1 A
13 A
W–B
W–B
29
J27
Junction
Connector
89
W–B
V
P
10 RA
12 LD
17 B
A33(A), J80(B)
Junction
Connector
16 A
7 RD
5 RA
9 LD
8 LD
V
W–B
W–B
W–B
W–B
Y–G
J4
J2
J1

A 5
White

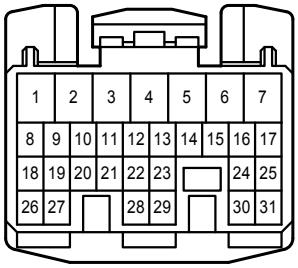


A 6
White

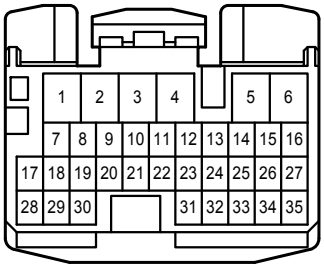


A 7
Blue

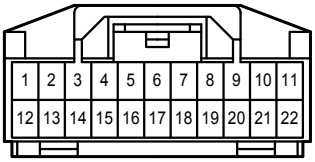


A 8
Blue

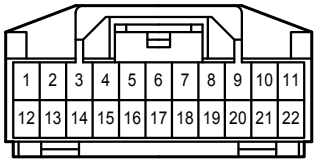


A 9
White

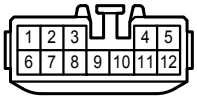


A 10
Gray

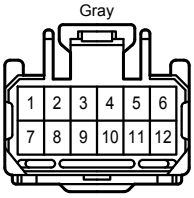


A 21
White




A 22
Green

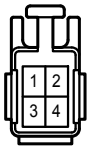


A 26
Black




A 27
White

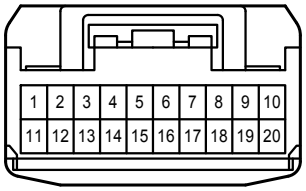


A 29
Black

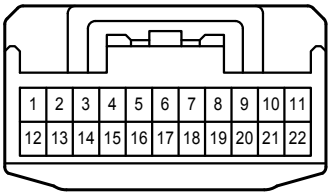


A 33
Black

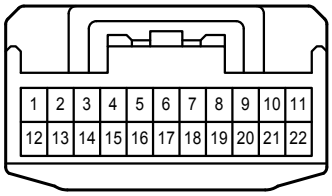


A 58
Black

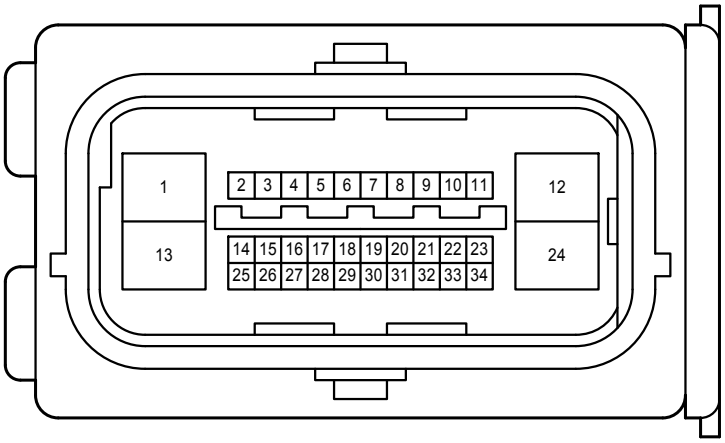


E 1
Gray

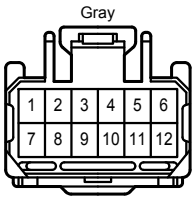


E 3
White

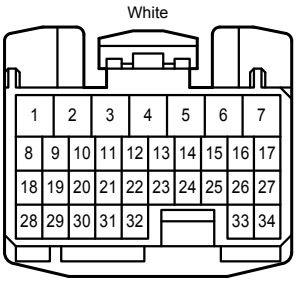


E 4
White

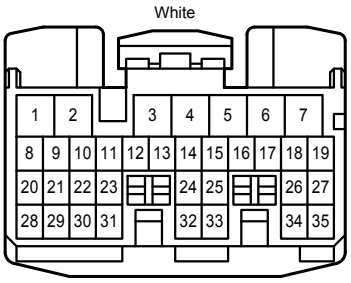

E 5
White

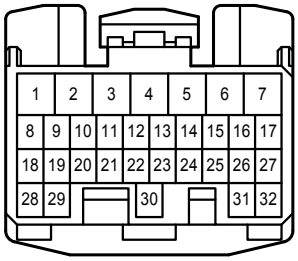


E 6
White

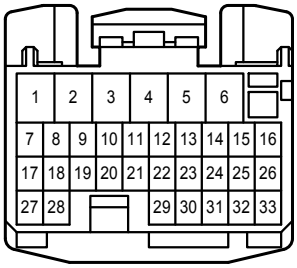


E 17
Black

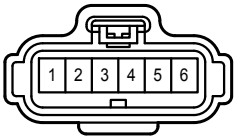


E 45
Gray

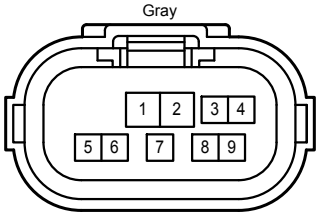


E 47
Gray

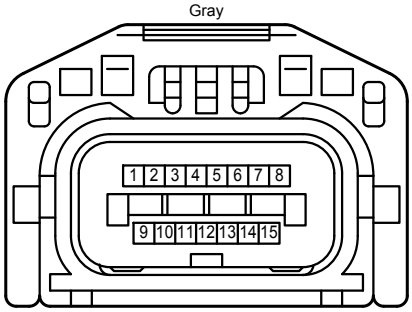


E 49
Black

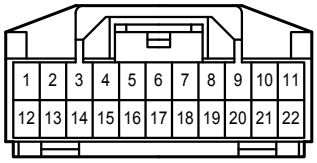


J 1
Gray

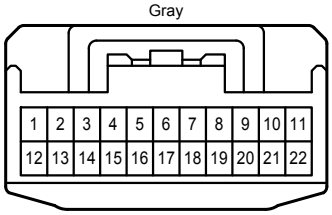


J 2
Gray

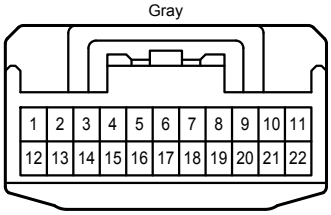


J 10
Black

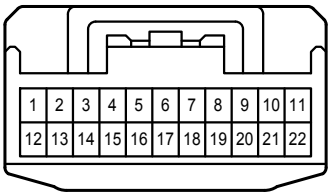


J 21
White

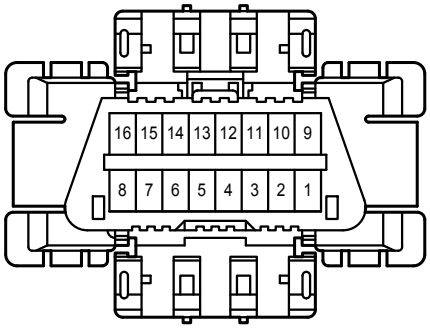


J 24
Black

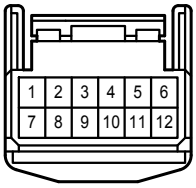

J 27
White

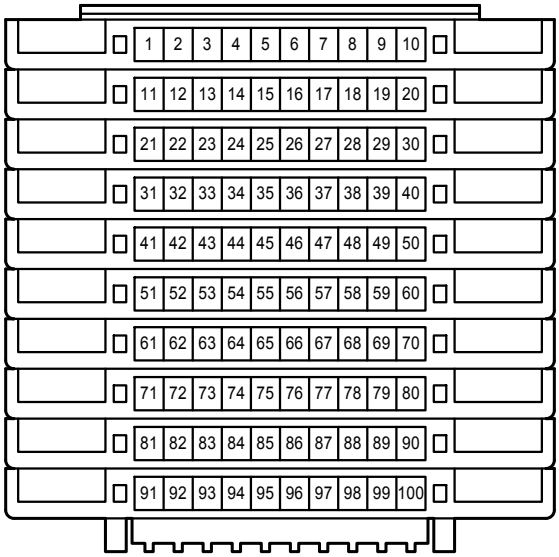


J 34
Black

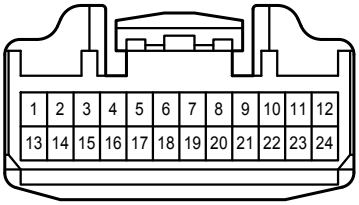


J 43
White




J 58
White

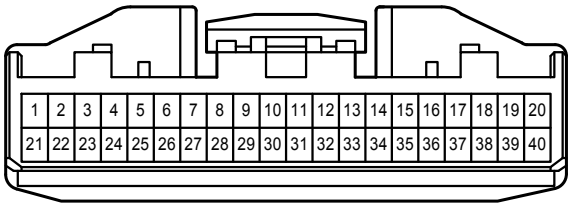


J 70
White

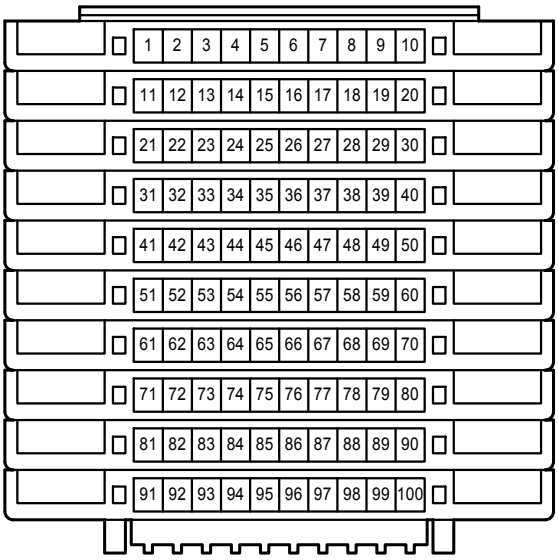

J 71
White

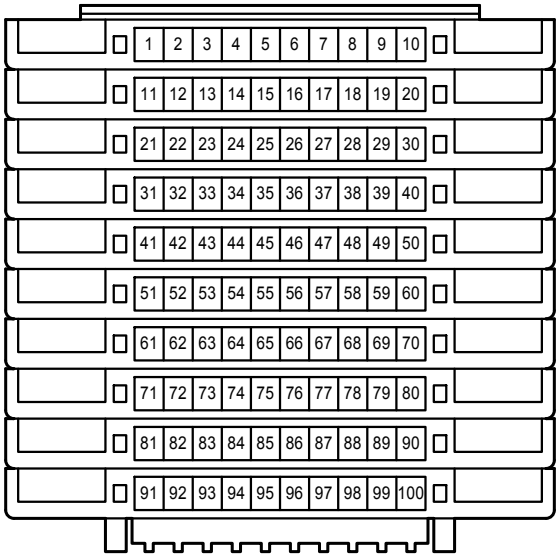


J 76
White

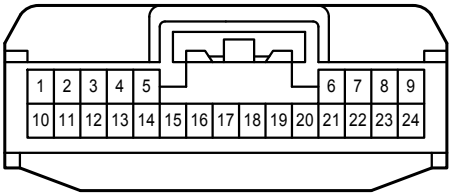


J 80
Black

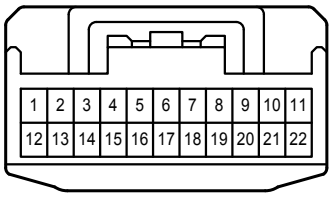


P 24
Gray

z 2
White

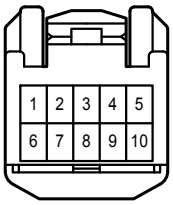


z 3
White

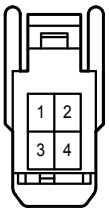


2A
White

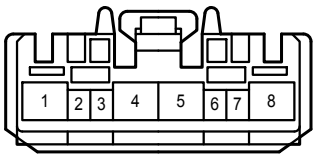


LA
White

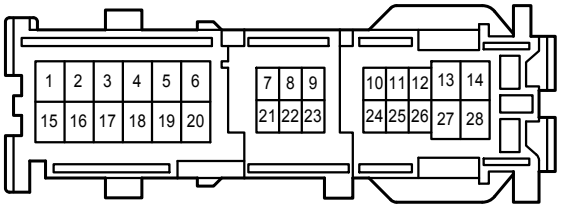


LD
White

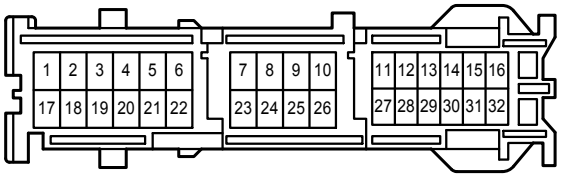


LK
Gray




LL
Gray

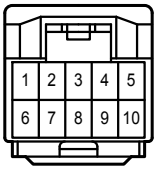


RA
White

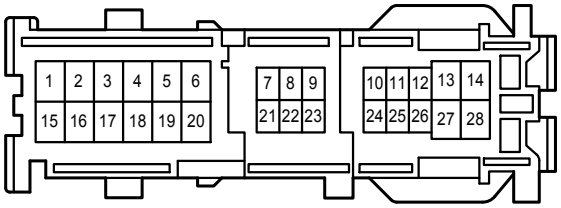


RD
White

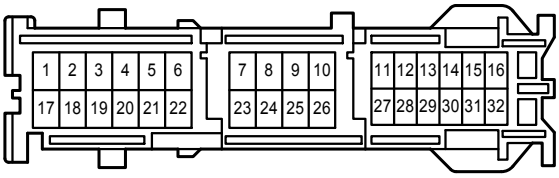

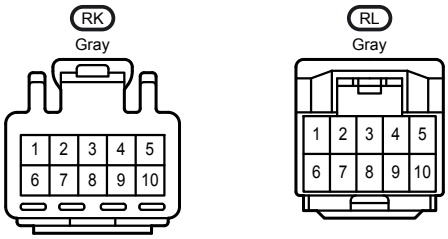
RK
Gray
1 2 3 4 5
6 7 8 9 10
RL
Gray
1 2 3 4 5
6 7 8 9 10

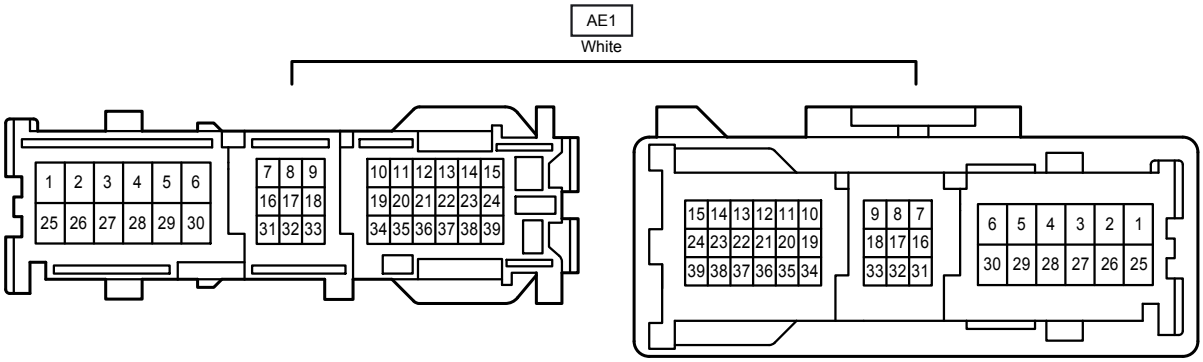
AE1
White
1 2 3 4 5 6
25 26 27 28 29 30
7 8 9
16 17 18
31 32 33
10 11 12 13 14 15
19 20 21 22 23 24
34 35 36 37 38 39
15 14 13 12 11 10
24 23 22 21 20 19
39 38 37 36 35 34
9 8 7
18 17 16
33 32 31
6 5 4 3 2 1
30 29 28 27 26 25

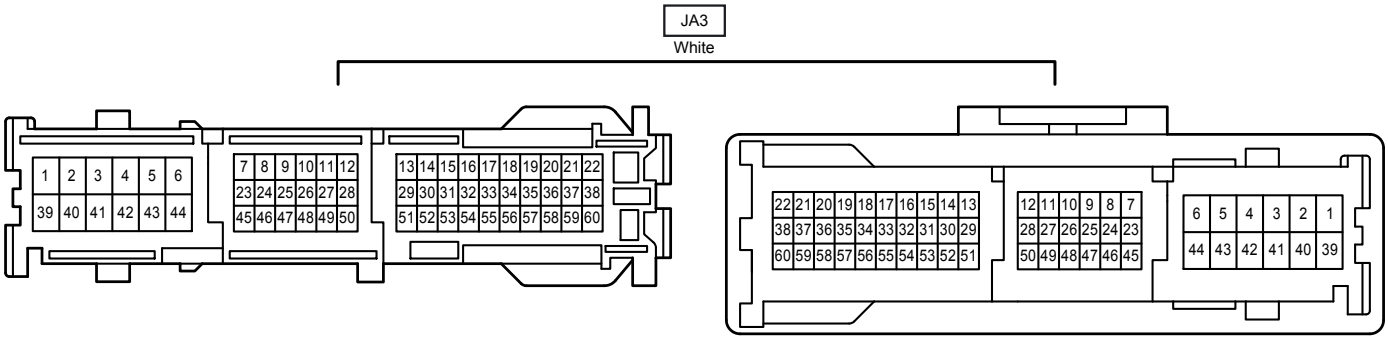
JA3
White
1 2 3 4 5 6
39 40 41 42 43 44
7 8 9 10 11 12
23 24 25 26 27 28
45 46 47 48 49 50
13 14 15 16 17 18 19 20 21 22
29 30 31 32 33 34 35 36 37 38
51 52 53 54 55 56 57 58 59 60
22 21 20 19 18 17 16 15 14 13
38 37 36 35 34 33 32 31 30 29
60 59 58 57 56 55 54 53 52 51
12 11 10 9 8 7
28 27 26 25 24 23
50 49 48 47 46 45
6 5 4 3 2 1
44 43 42 41 40 39

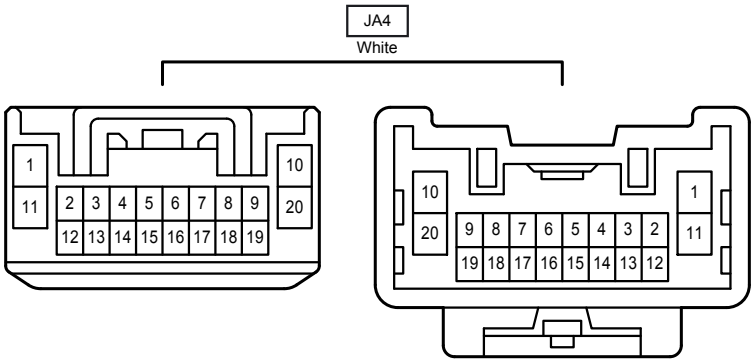
JA4
White
1
11
2 3 4 5 6 7 8 9
12 13 14 15 16 17 18 19
10
20
10
20
9 8 7 6 5 4 3 2
19 18 17 16 15 14 13 12
1
11

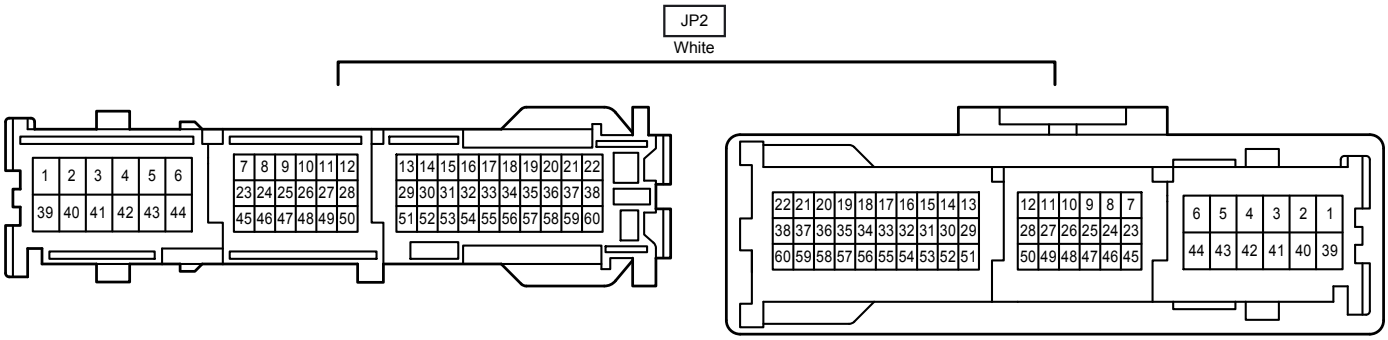
JP2
White
1 2 3 4 5 6
39 40 41 42 43 44
7 8 9 10 11 12
23 24 25 26 27 28
45 46 47 48 49 50
13 14 15 16 17 18 19 20 21 22
29 30 31 32 33 34 35 36 37 38
51 52 53 54 55 56 57 58 59 60
22 21 20 19 18 17 16 15 14 13
38 37 36 35 34 33 32 31 30 29
60 59 58 57 56 55 54 53 52 51
12 11 10 9 8 7
28 27 26 25 24 23
50 49 48 47 46 45
6 5 4 3 2 1
44 43 42 41 40 39