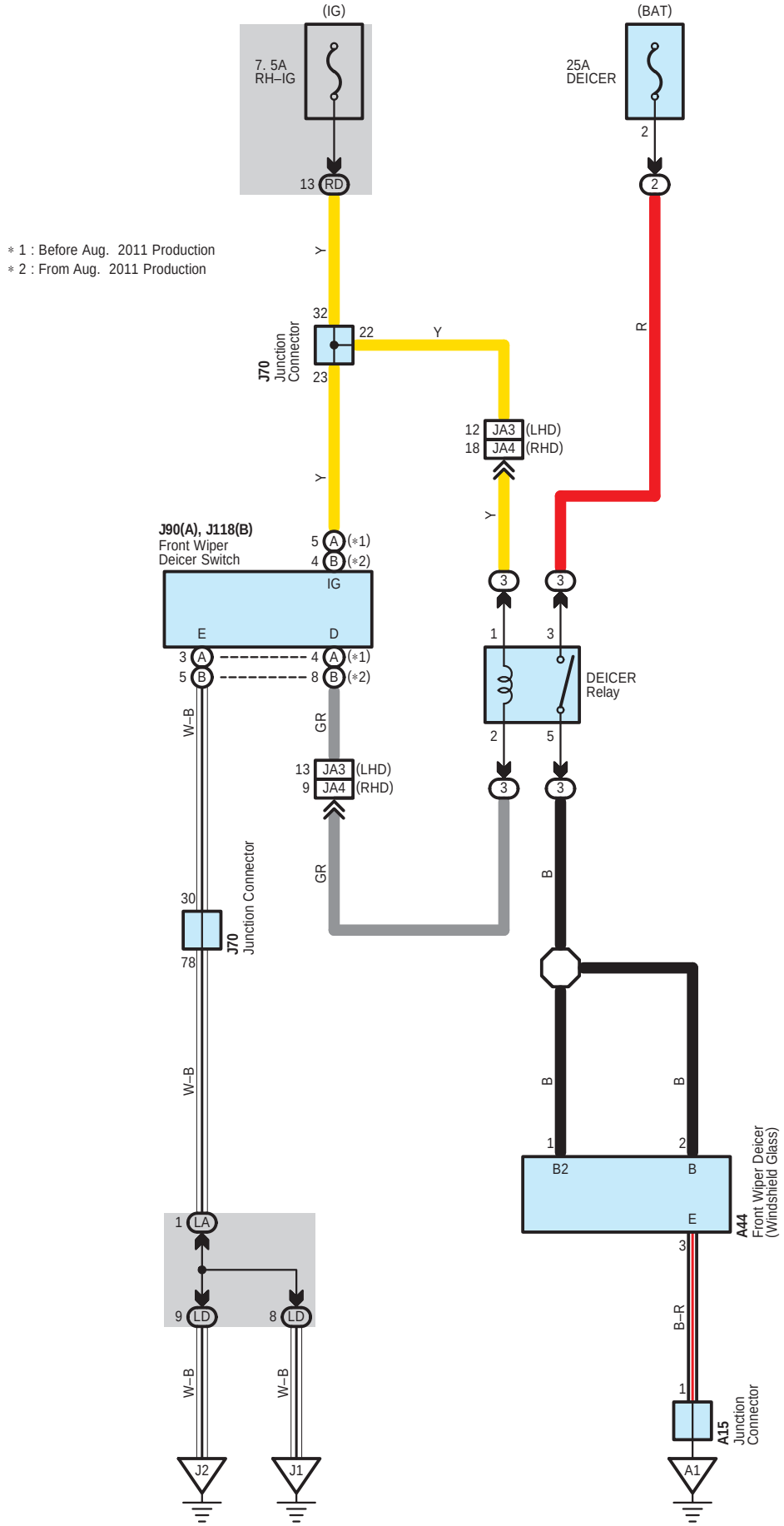
(IG)
7. 5A
RH–IG
13 RD
(BAT)
25A
DEICER
2
2
∗ 1 : Before Aug. 2011 Production
∗ 2 : From Aug. 2011 Production
Y
32
22
Y
J70
Junction
Connector
23
R
12 JA3 (LHD)
18 JA4 (RHD)
Y
Y
J90(A), J118(B)
Front Wiper
Deicer Switch
5 A (∗1)
4 B (∗2)
IG
3
3
E
D
1
3
3 A
4 A (∗1)
5 B
8 B (∗2)
DEICER
Relay
W–B
GR
2
5
13 JA3 (LHD)
9 JA4 (RHD)
3
3
GR
B
30
J70
Junction Connector
78
W–B
B
B
1
2
B2
B
A44
Front Wiper Deicer
(Windshield Glass)
E
1 LA
3
9 LD
8 LD
B–R
W–B
W–B
1
A15
Junction
Connector
J2
J1
A1

A 15
White

A 44
Black

J 70
White

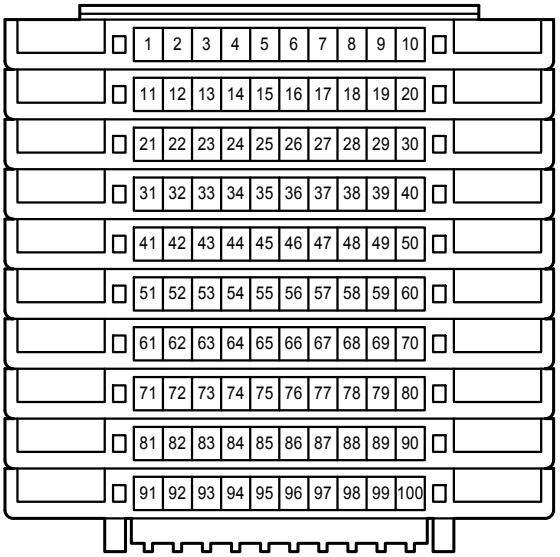

J 90
Black

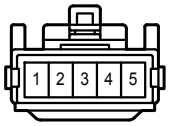

J118
Black



LA
White

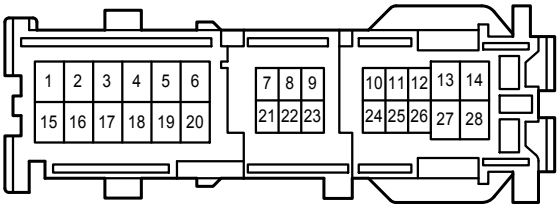

LD
White

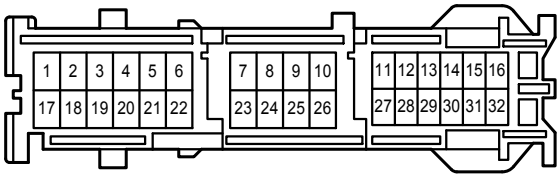

RD
White



JA3
White

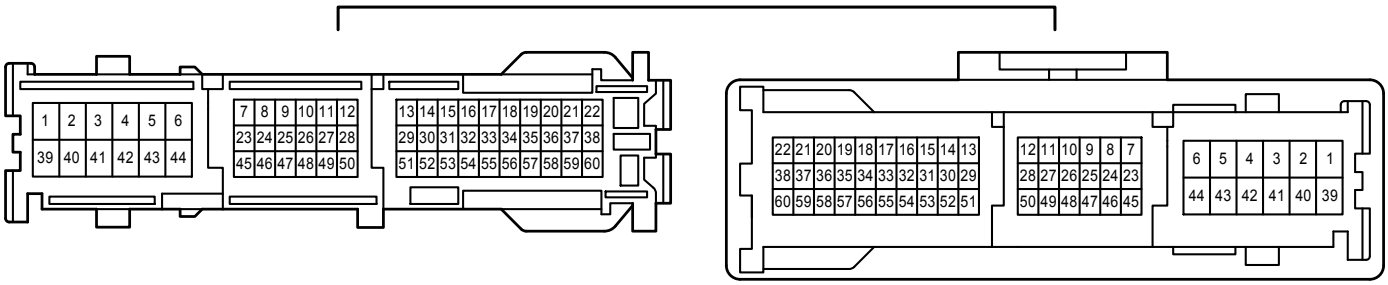

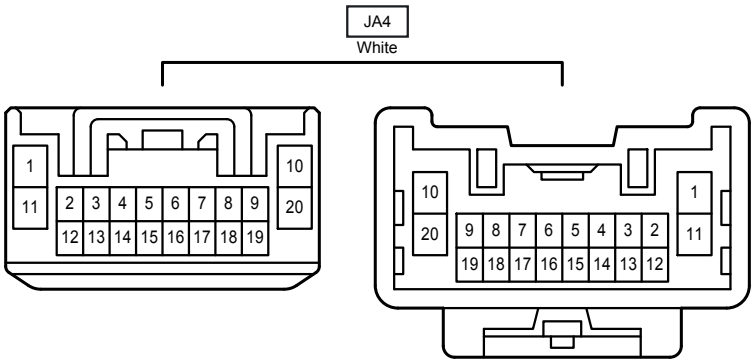
JA4
White
1
10
11
2 3 4 5 6 7 8 9
20
12 13 14 15 16 17 18 19
10
1
20
9 8 7 6 5 4 3 2
11
19 18 17 16 15 14 13 12