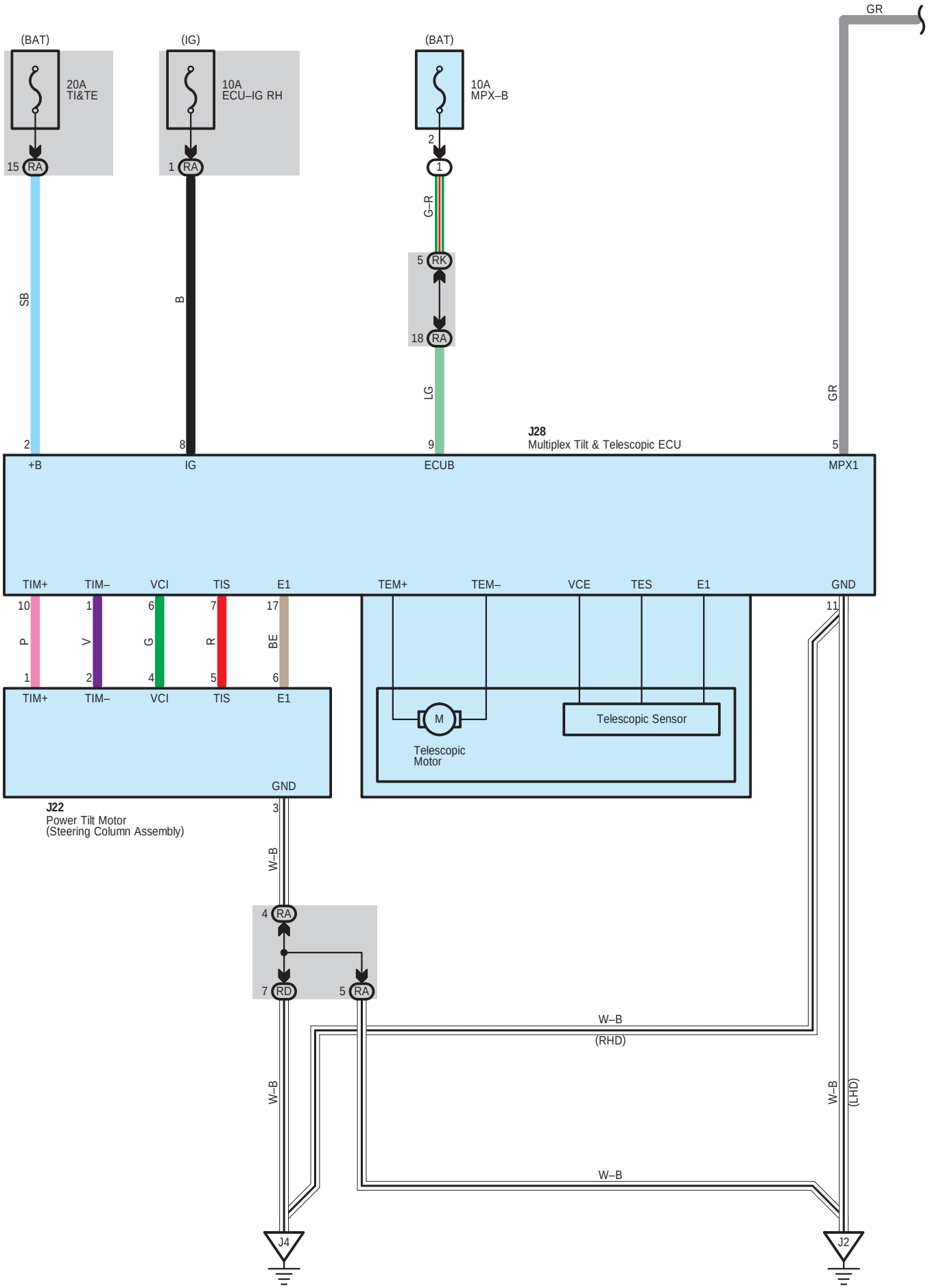
(BAT)
20A
TI&TE
15 RA
(IG)
10A
ECU–IG RH
1 RA
(BAT)
10A
MPX–B
2
1
G–R
5 RK
18 RA
LG
GR
GR
SB
B
2
8
9
5
J28
Multiplex Tilt & Telescopic ECU
+B
IG
ECUB
MPX1
TIM+
TIM–
VCI
TIS
E1
TEM+
TEM–
VCE
TES
E1
GND
10
1
6
7
17
11
P
V
G
R
BE
1
2
4
5
6
TIM+
TIM–
VCI
TIS
E1
GND
M
Telescopic
Motor
Telescopic Sensor
J22
Power Tilt Motor
(Steering Column Assembly)
3
W–B
4 RA
7 RD
5 RA
W–B
(RHD)
W–B
W–B
(LHD)
W–B
J4
J2

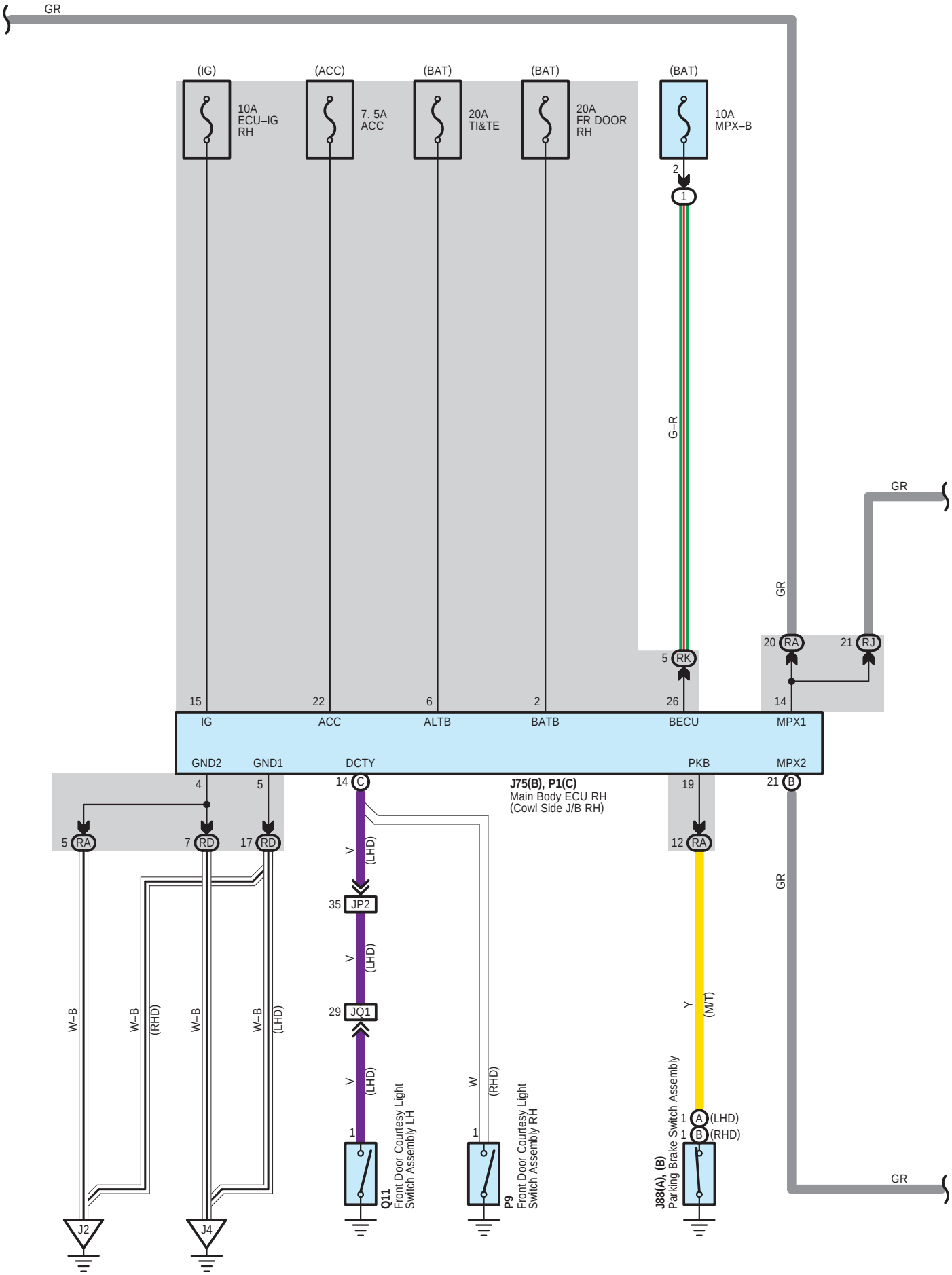
GR
(IG)
10A
ECU–IG
RH
(ACC)
7. 5A
ACC
(BAT)
20A
TI&TE
(BAT)
20A
FR DOOR
RH
(BAT)
10A
MPX–B
2
1
G–R
GR
GR
20 RA
21 RJ
5 RK
15
IG
22
ACC
6
ALTB
2
BATB
26
BECU
14
MPX1
GND2
GND1
DCTY
PKB
MPX2
4
5
14 C
19
21 B
J75(B), P1(C)
Main Body ECU RH
(Cowl Side J/B RH)
5 RA
7 RD
17 RD
12 RA
V
(LHD)
35 JP2
V
(LHD)
29 JQ1
V
(LHD)
1
Q11
Front Door Courtesy Light
Switch Assembly LH
W
(RHD)
1
P9
Front Door Courtesy Light
Switch Assembly RH
Y
(M/T)
1 A (LHD)
1 B (RHD)
J88(A), (B)
Parking Brake Switch Assembly
W–B
W–B
(RHD)
W–B
W–B
(LHD)
GR
GR
J2
J4

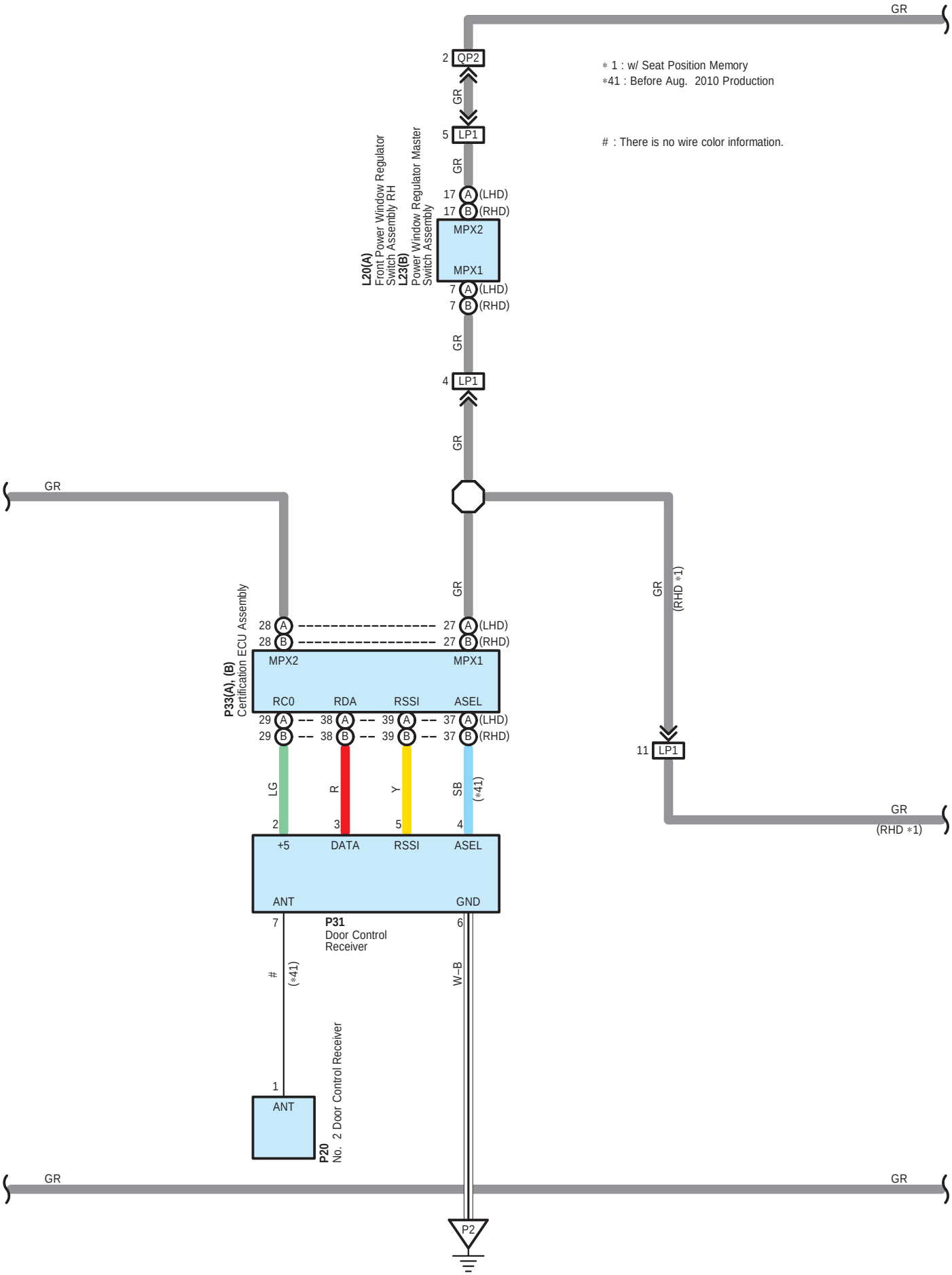
GR
2 QP2
GR
5 LP1
GR
17 A (LHD)
17 B (RHD)
MPX2
MPX1
7 A (LHD)
7 B (RHD)
L20(A)
Front Power Window Regulator Switch Assembly RH
L23(B)
Power Window Regulator Master Switch Assembly
GR
4 LP1
GR
∗ 1 : w/ Seat Position Memory
∗41 : Before Aug. 2010 Production
# : There is no wire color information.
GR
GR
28 A
28 B
27 A (LHD)
27 B (RHD)
MPX2
MPX1
P33(A), (B)
Certification ECU Assembly
RC0
RDA
RSSI
ASEL
29 A
29 B
38 A
38 B
39 A
39 B
37 A (LHD)
37 B (RHD)
LG
R
Y
SB
(∗41)
2
3
5
4
+5
DATA
RSSI
ASEL
ANT
GND
7
6
P31
Door Control Receiver
#
(∗41)
W–B
1
ANT
P20
No. 2 Door Control Receiver
GR
(RHD ∗1)
11 LP1
GR
(RHD ∗1)
GR
GR
P2

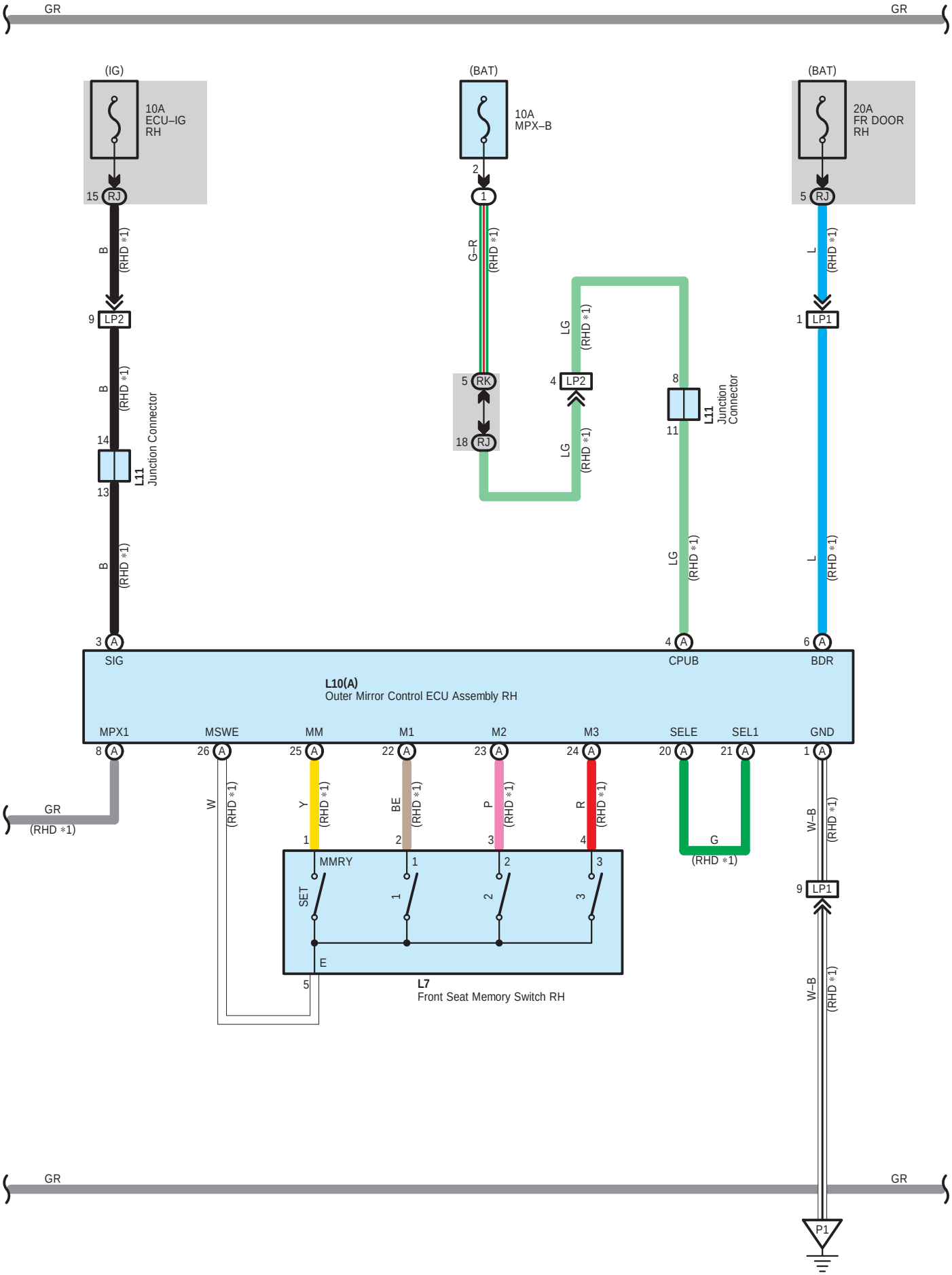
GR
GR
(IG)
10A
ECU–IG
RH
15 RJ
B
(RHD *1)
9 LP2
B
(RHD *1)
14
13
L11
Junction Connector
B
(RHD *1)
3 A
SIG
(BAT)
10A
MPX–B
2
1
G–R
(RHD *1)
5 RK
18 RJ
LG
(RHD *1)
4 LP2
LG
(RHD *1)
8
11
L11
Junction
Connector
LG
(RHD *1)
4 A
CPUB
(BAT)
20A
FR DOOR
RH
5 RJ
L
(RHD *1)
1 LP1
L
(RHD *1)
6 A
BDR
L10(A)
Outer Mirror Control ECU Assembly RH
MPX1
MSWE
MM
M1
M2
M3
SELE
SEL1
GND
8 A
26 A
25 A
22 A
23 A
24 A
20 A
21 A
1 A
GR
(RHD *1)
W
(RHD *1)
Y
(RHD *1)
BE
(RHD *1)
P
(RHD *1)
R
(RHD *1)
G
(RHD *1)
W–B
(RHD *1)
1
2
3
4
MMRY
SET
1
2
3
E
5
L7
Front Seat Memory Switch RH
9 LP1
W–B
(RHD *1)
GR
GR
P1

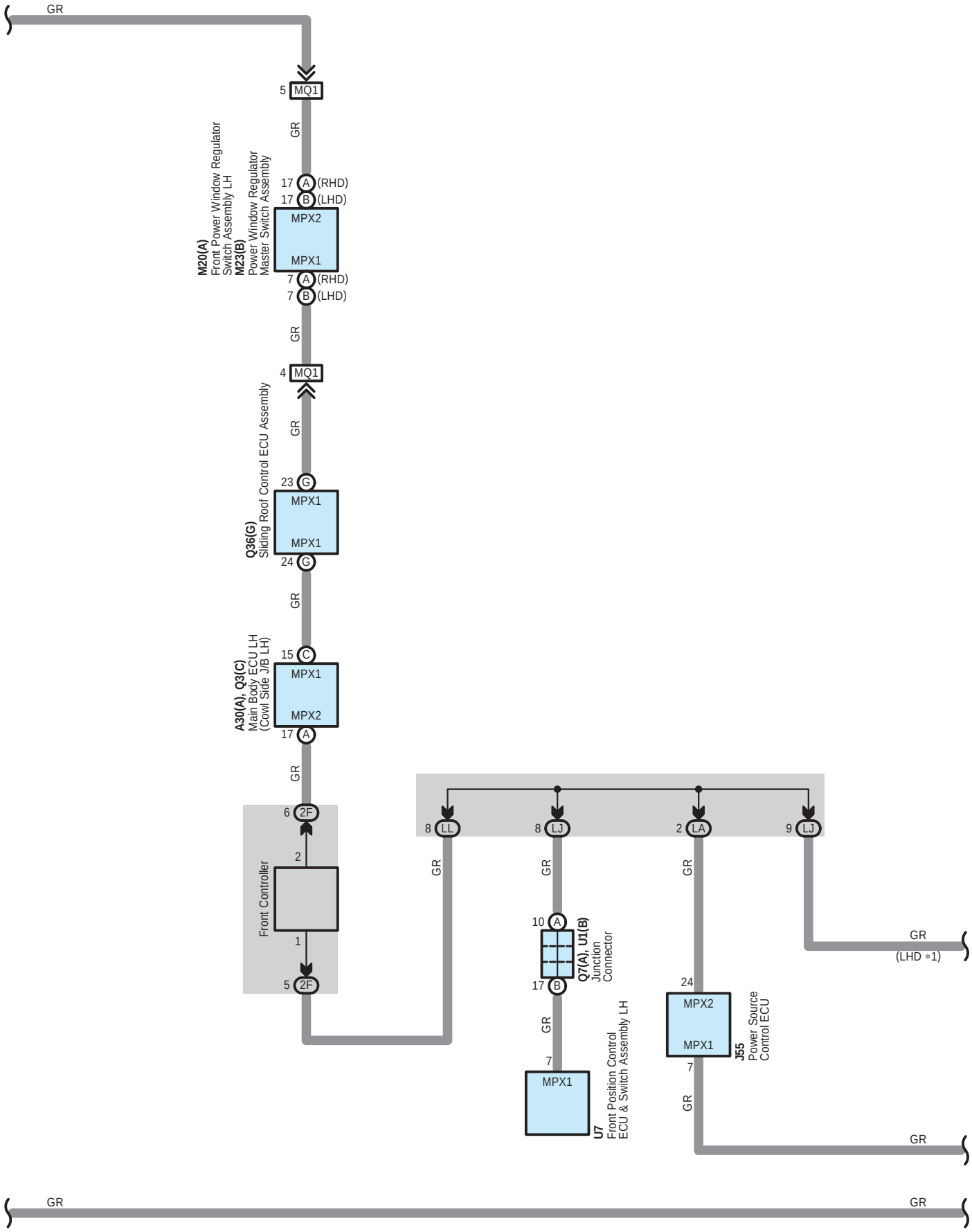
GR
5 MQ1
GR
M20(A)
Front Power Window Regulator
Switch Assembly LH
M23(B)
Power Window Regulator
Master Switch Assembly
17 A (RHD)
17 B (LHD)
MPX2
MPX1
7 A (RHD)
7 B (LHD)
GR
4 MQ1
GR
Q36(G)
Sliding Roof Control ECU Assembly
23 G
MPX1
MPX1
24 G
GR
A30(A), Q3(C)
Main Body ECU LH
(Cowl Side J/B LH)
15 C
MPX1
MPX2
17 A
GR
Front Controller
6 2F
2
1
5 2F
8 LL
8 LJ
2 LA
9 LJ
GR
GR
GR
10 A
Q7(A), U1(B)
Junction
Connector
17 B
GR
7
MPX1
U7
Front Position Control
ECU & Switch Assembly LH
24
MPX2
MPX1
J55
Power Source
Control ECU
7
GR
GR
(LHD *1)
GR
GR
GR

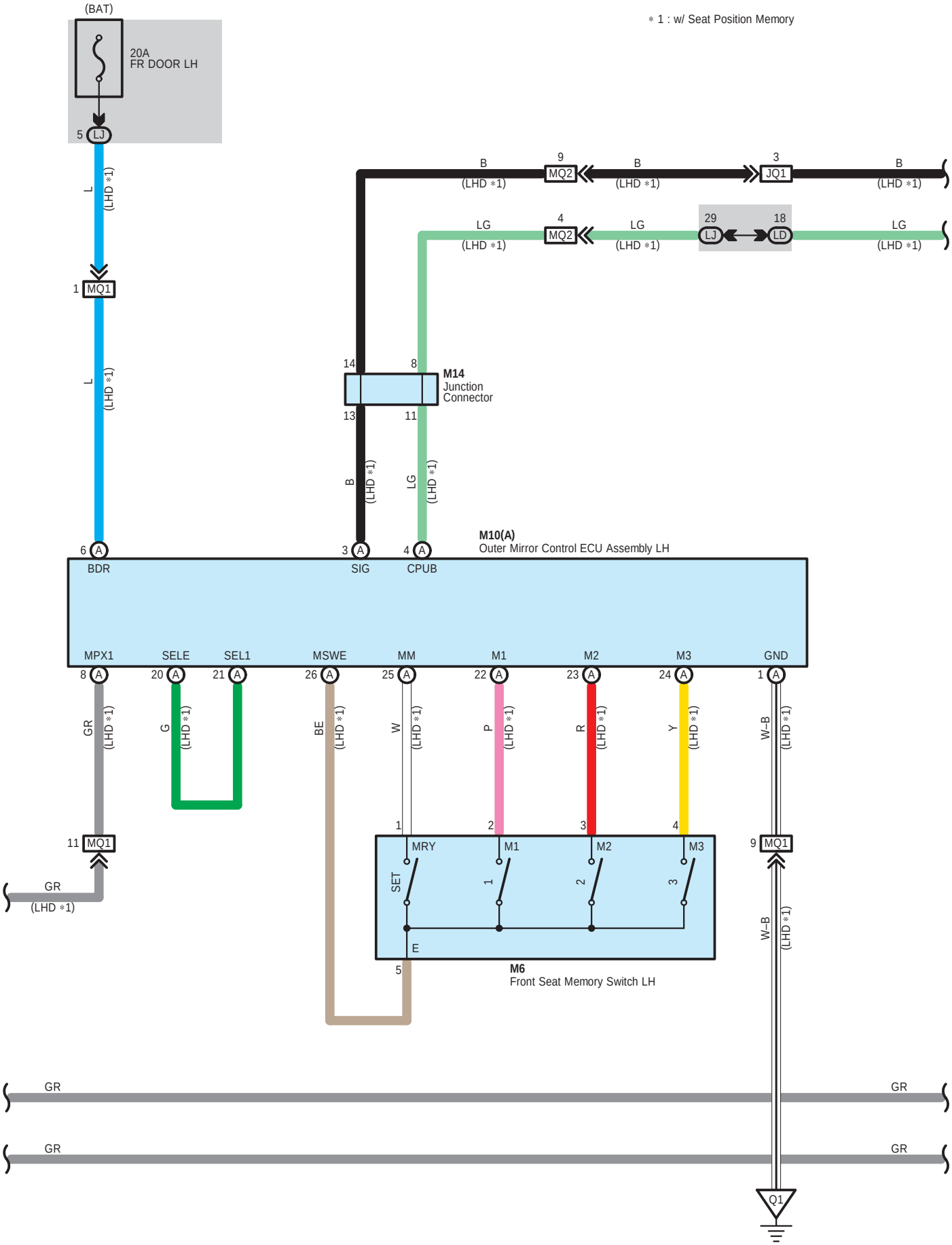


* 1 : w/ Seat Position Memory

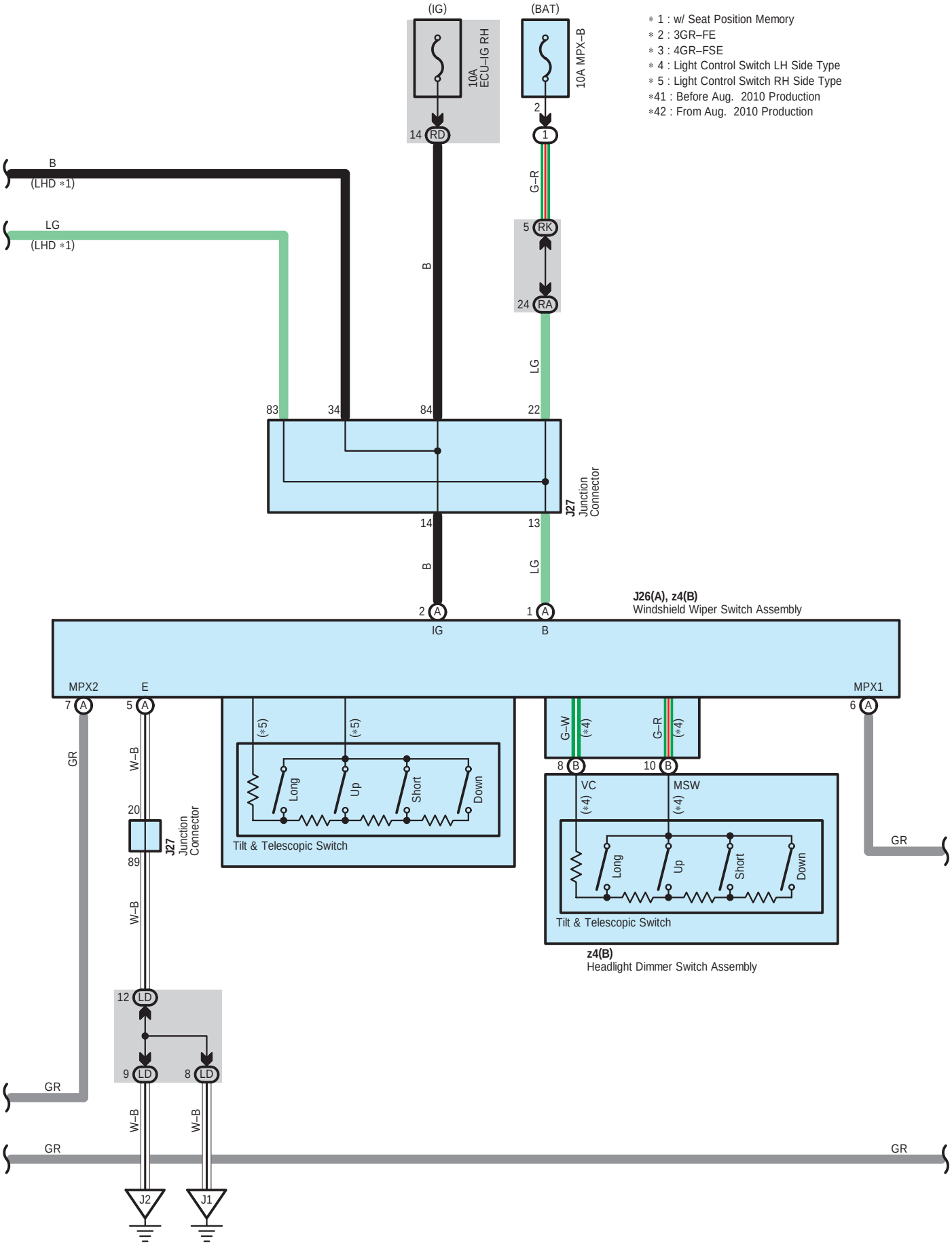


∗ 1 : w/ Seat Position Memory
∗ 2 : 3GR–FE
∗ 3 : 4GR–FSE
∗ 4 : Light Control Switch LH Side Type
∗ 5 : Light Control Switch RH Side Type
∗41 : Before Aug. 2010 Production
∗42 : From Aug. 2010 Production

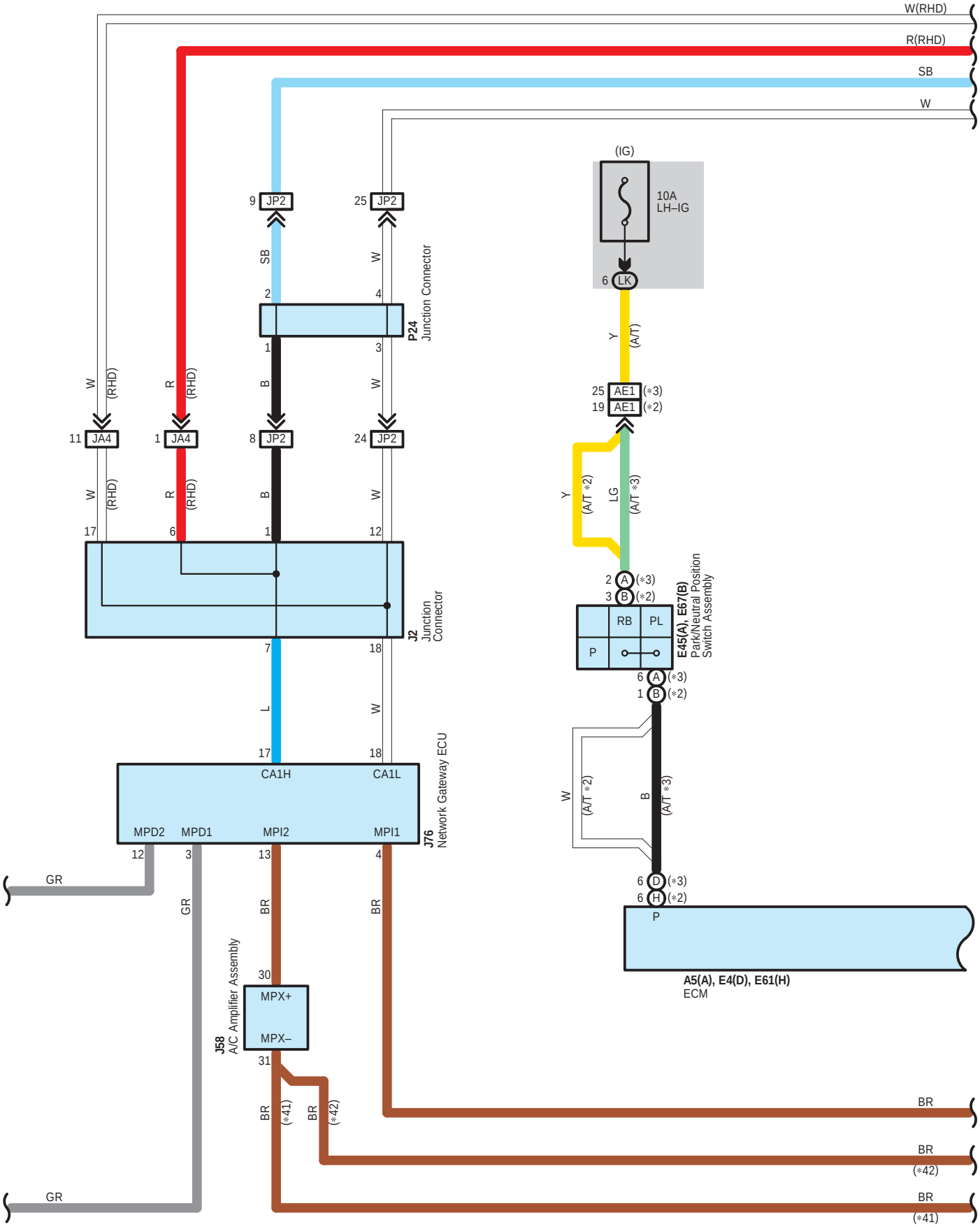
W(RHD)
R(RHD)
SB
W
(IG)
10A
LH–IG
6 LK
Y
(A/T)
25 AE1 (*3)
19 AE1 (*2)
9 JP2
25 JP2
SB
W
2
4
1
3
P24
Junction Connector
W
(RHD)
R
(RHD)
B
W
11 JA4
1 JA4
8 JP2
24 JP2
W
(RHD)
R
(RHD)
B
W
17
6
1
12
J2
Junction
Connector
7
18
L
W
17
18
CA1H
CA1L
MPD2
MPD1
MPI2
MPI1
12
3
13
4
J76
Network Gateway ECU
GR
GR
BR
BR
30
MPX+
MPX–
31
J58
A/C Amplifier Assembly
BR
(*41)
BR
(*42)
GR
BR
BR
(*42)
BR
(*41)
Y
(A/T *2)
LG
(A/T *3)
2 A (*3)
3 B (*2)
RB
PL
P
E45(A), E67(B)
Park/Neutral Position
Switch Assembly
6 A (*3)
1 B (*2)
W
(A/T *2)
B
(A/T *3)
6 D (*3)
6 H (*2)
P
A5(A), E4(D), E61(H)
ECM

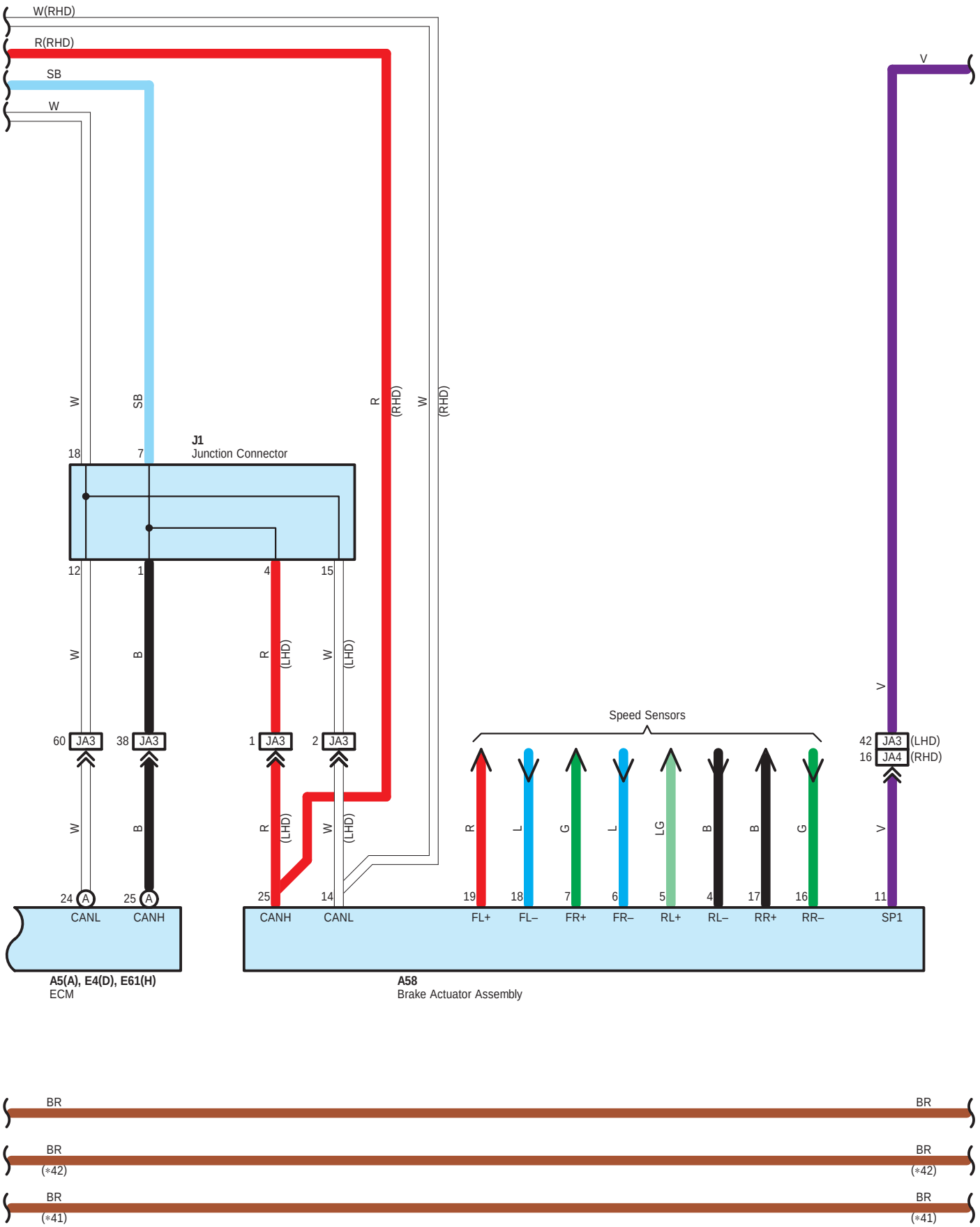
W(RHD)
R(RHD)
SB
W
V
W
SB
R
(RHD)
W
(RHD)
J1
Junction Connector
18
7
12
1
4
15
W
B
R
(LHD)
W
(LHD)
V
Speed Sensors
60
JA3
38
JA3
1
JA3
2
JA3
42
JA3
(LHD)
16
JA4
(RHD)
W
B
R
(LHD)
W
(LHD)
R
L
G
L
LG
B
B
G
V
24
A
25
A
25
14
19
18
7
6
5
4
17
16
11
CANL
CANH
CANH
CANL
FL+
FL–
FR+
FR–
RL+
RL–
RR+
RR–
SP1
A5(A), E4(D), E61(H)
ECM
A58
Brake Actuator Assembly
BR
BR
BR
(∗42)
BR
(∗42)
BR
(∗41)
BR
(∗41)

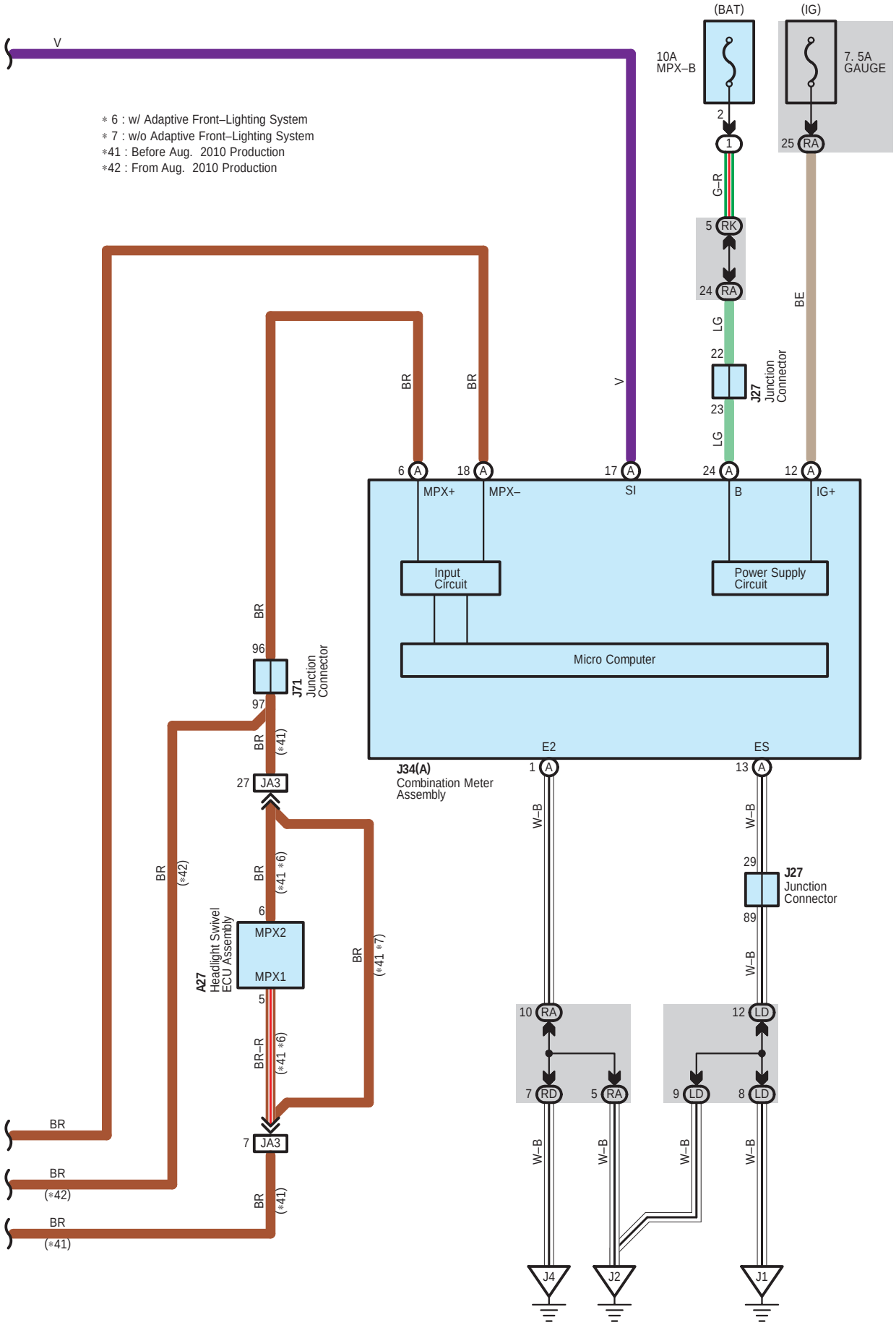
(BAT)
(IG)
10A
MPX–B
7. 5A
GAUGE
V
∗ 6 : w/ Adaptive Front–Lighting System
∗ 7 : w/o Adaptive Front–Lighting System
∗41 : Before Aug. 2010 Production
∗42 : From Aug. 2010 Production
G–R
LG
BE
J27
Junction
Connector
BR
MPX+
MPX–
SI
B
IG+
Input
Circuit
Power Supply
Circuit
Micro Computer
J71
Junction
Connector
(∗41)
(∗42)
(∗41 ∗6)
(∗41 ∗7)
JA3
A27
Headlight Swivel
ECU Assembly
MPX2
MPX1
BR–R
J34(A)
Combination Meter
Assembly
E2
ES
W–B
RA
RK
RD
LD
J4
J2
J1

A 5
White

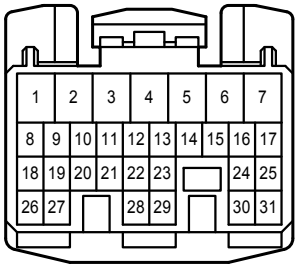


A 27
White

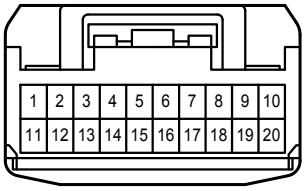


A 30
White

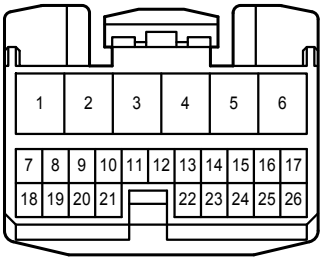


A 58
Black

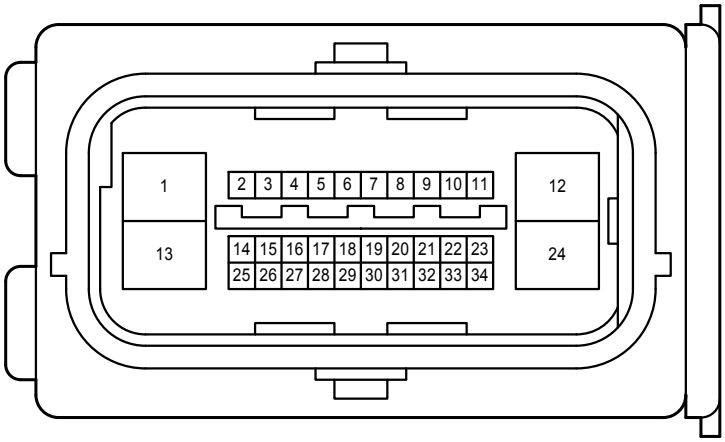


E 4
White

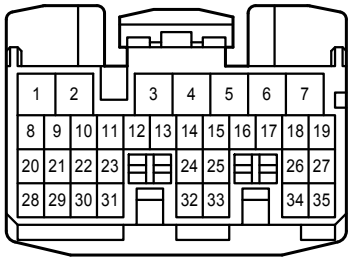


E 45
Gray

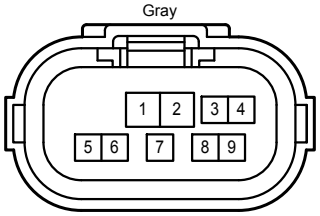


E 61
White

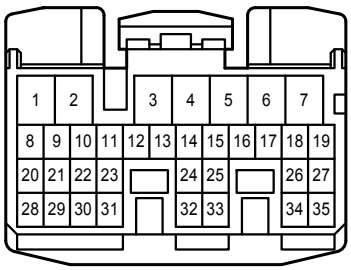


E 67
Gray

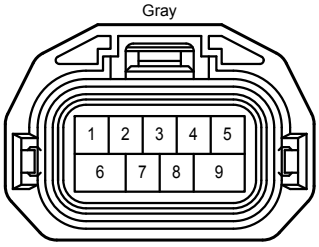


J 1
Gray

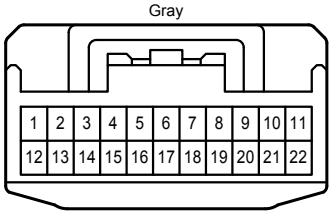


J 2
Gray

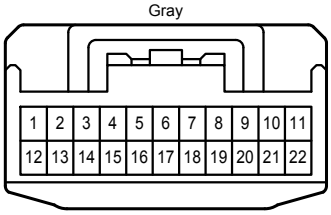


J 22
White

J 26
White

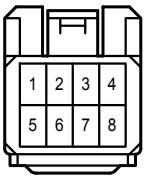

J 27
White

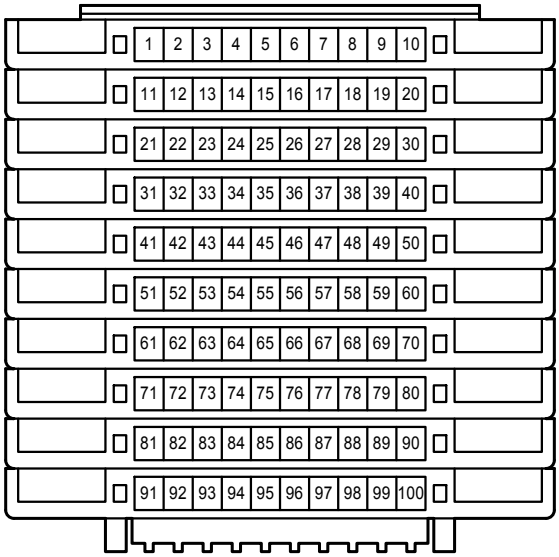


J 28
White

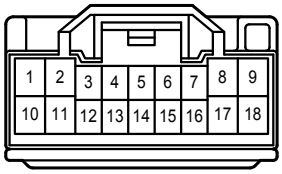


J 34
Black

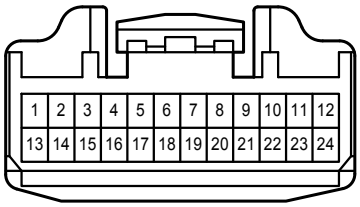


J 55
White

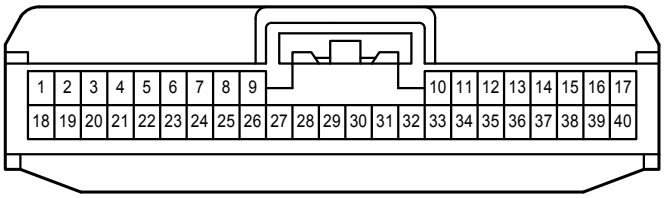


J 58
White

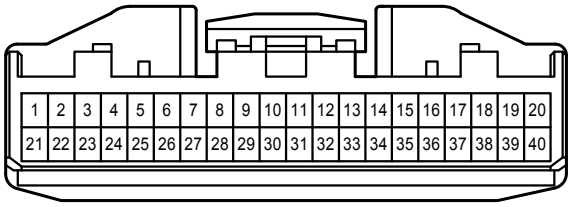


J 71
White

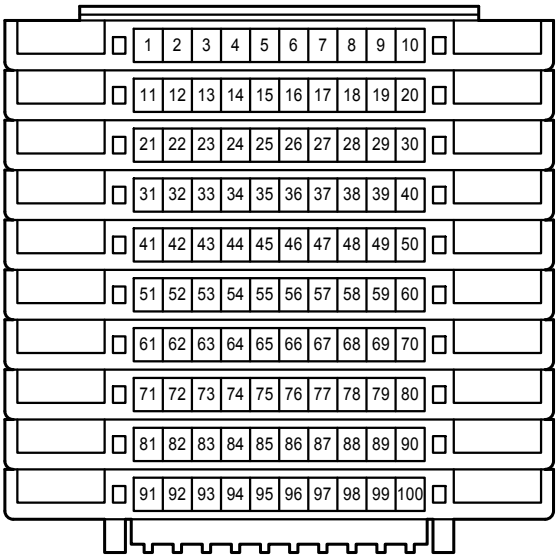

J 75
White

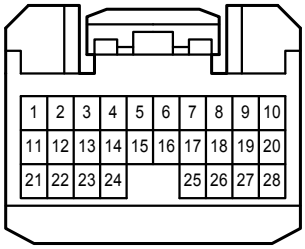


J 76
White

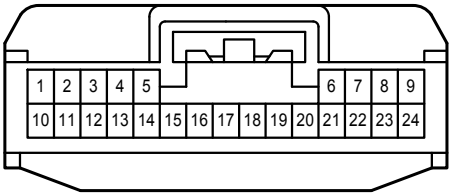


J 88
Black

(RHD)

J 88
Brown

(LHD)

L 7
White

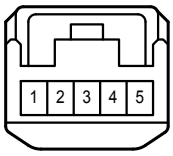


L 10
White

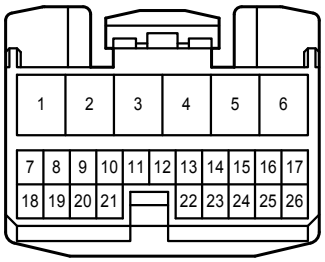


L 11
White

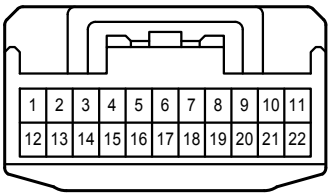


L 20
White

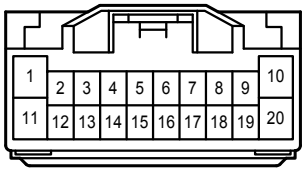


L 23
White

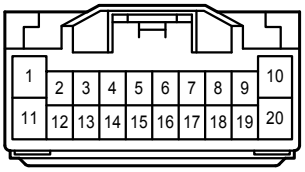


M 6
White

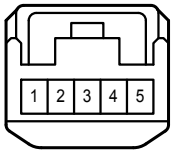


M 10
White

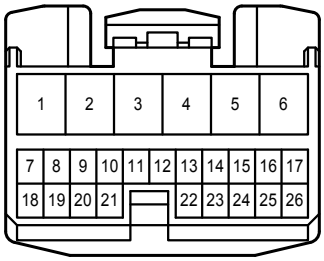


M 14
White

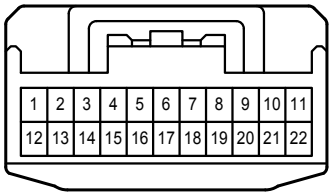


M 20
White

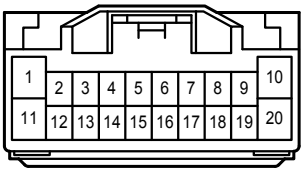


M 23
White

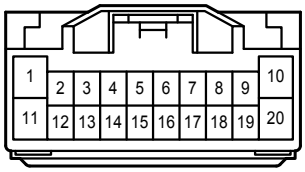


P 1
White

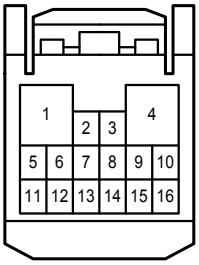


P 9
White

P 20
Gray

P 24
Gray

P 31
White

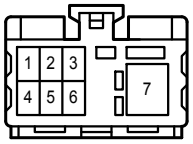


P 33
White

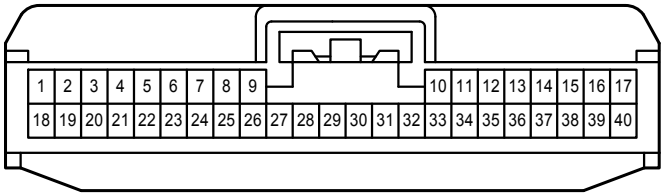


Q 3
White

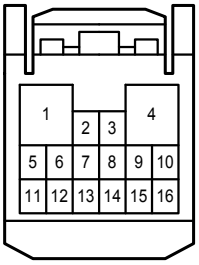


Q 7
White

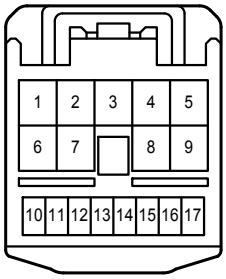


Q 11
White

Q 36
Black

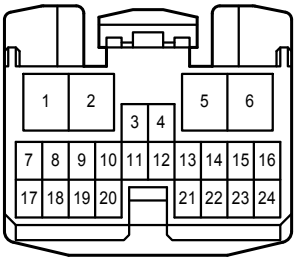


U 1
White

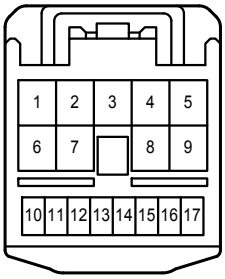


U 7
White

z 4
White

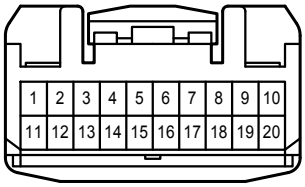


2F
Black

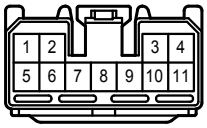


LA
White

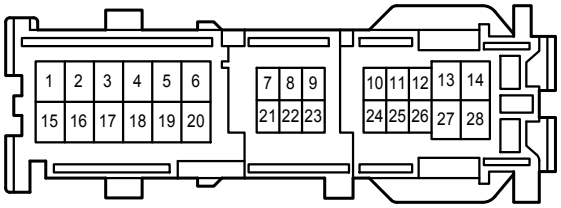


LD
White

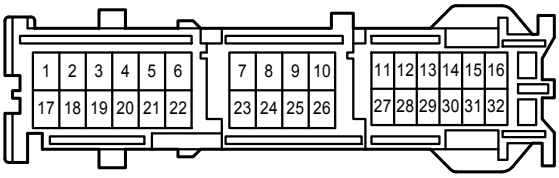


LJ
Gray

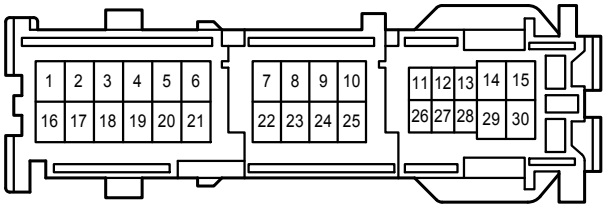


LK
Gray




LL
Gray

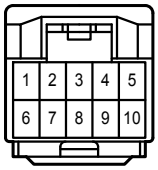


RA
White

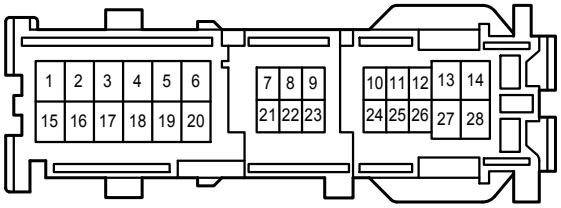


RD
White

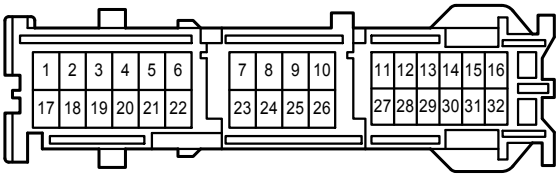

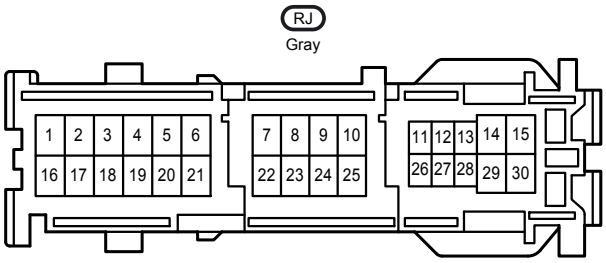
RJ
Gray
1 2 3 4 5 6
16 17 18 19 20 21
7 8 9 10
22 23 24 25
11 12 13 14 15
26 27 28 29 30

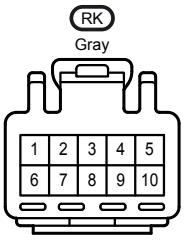
RK
Gray
1 2 3 4 5
6 7 8 9 10

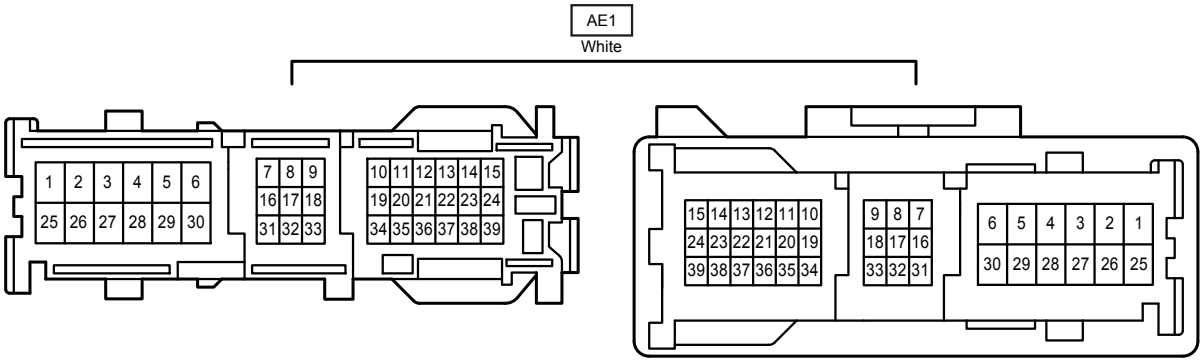
AE1
White
1 2 3 4 5 6
25 26 27 28 29 30
7 8 9
16 17 18
31 32 33
10 11 12 13 14 15
19 20 21 22 23 24
34 35 36 37 38 39
15 14 13 12 11 10
24 23 22 21 20 19
39 38 37 36 35 34
9 8 7
18 17 16
33 32 31
6 5 4 3 2 1
30 29 28 27 26 25

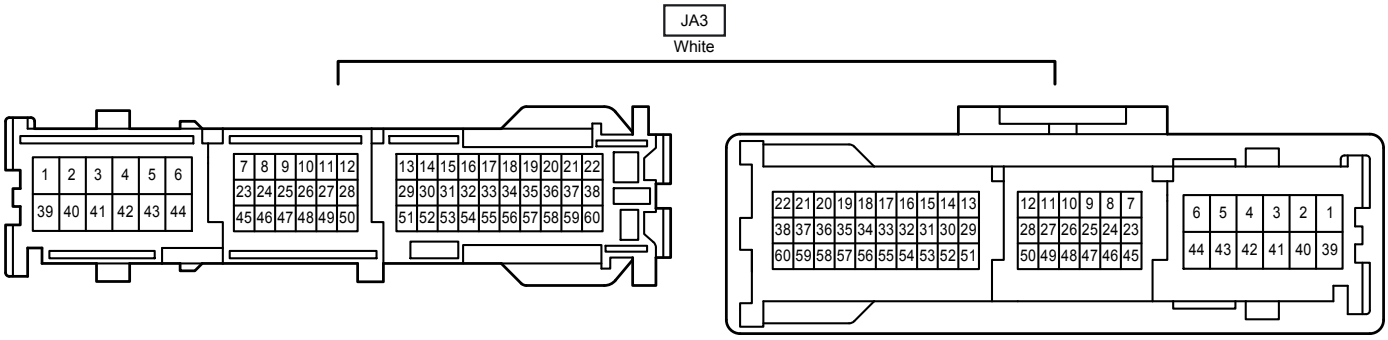
JA3
White
1 2 3 4 5 6
39 40 41 42 43 44
7 8 9 10 11 12
23 24 25 26 27 28
45 46 47 48 49 50
13 14 15 16 17 18 19 20 21 22
29 30 31 32 33 34 35 36 37 38
51 52 53 54 55 56 57 58 59 60
22 21 20 19 18 17 16 15 14 13
38 37 36 35 34 33 32 31 30 29
60 59 58 57 56 55 54 53 52 51
12 11 10 9 8 7
28 27 26 25 24 23
50 49 48 47 46 45
6 5 4 3 2 1
44 43 42 41 40 39

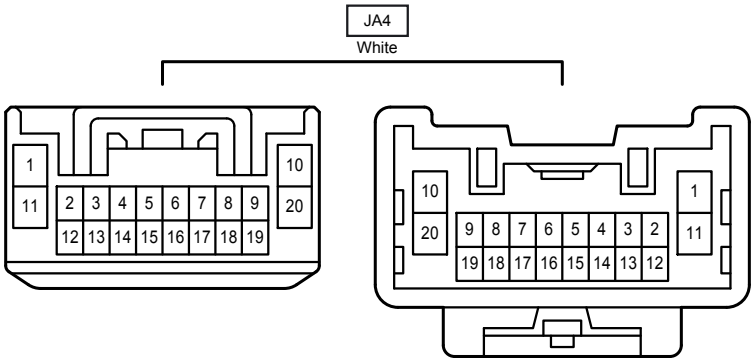
JA4
White
1
11
2 3 4 5 6 7 8 9
12 13 14 15 16 17 18 19
10
20
10
20
9 8 7 6 5 4 3 2
19 18 17 16 15 14 13 12
1
11

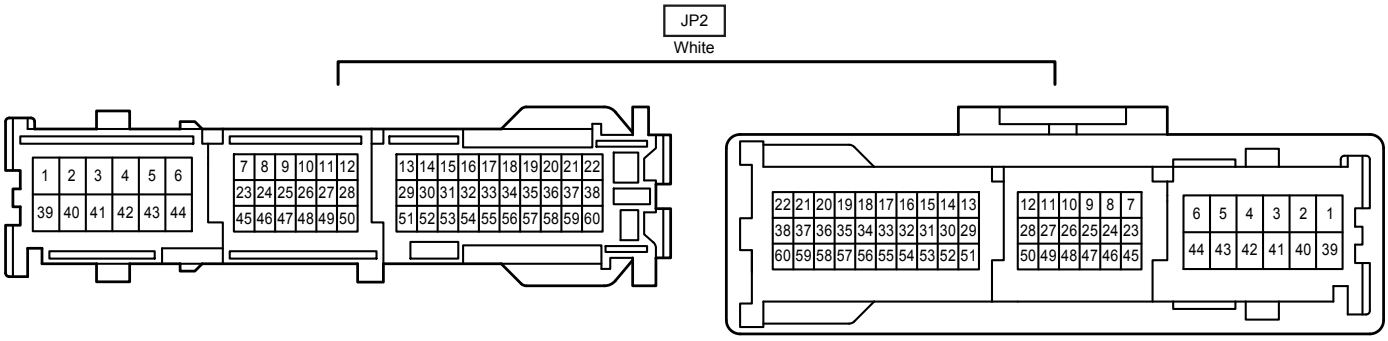
JP2
White
1 2 3 4 5 6
39 40 41 42 43 44
7 8 9 10 11 12
23 24 25 26 27 28
45 46 47 48 49 50
13 14 15 16 17 18 19 20 21 22
29 30 31 32 33 34 35 36 37 38
51 52 53 54 55 56 57 58 59 60
22 21 20 19 18 17 16 15 14 13
38 37 36 35 34 33 32 31 30 29
60 59 58 57 56 55 54 53 52 51
12 11 10 9 8 7
28 27 26 25 24 23
50 49 48 47 46 45
6 5 4 3 2 1
44 43 42 41 40 39

JQ1
White

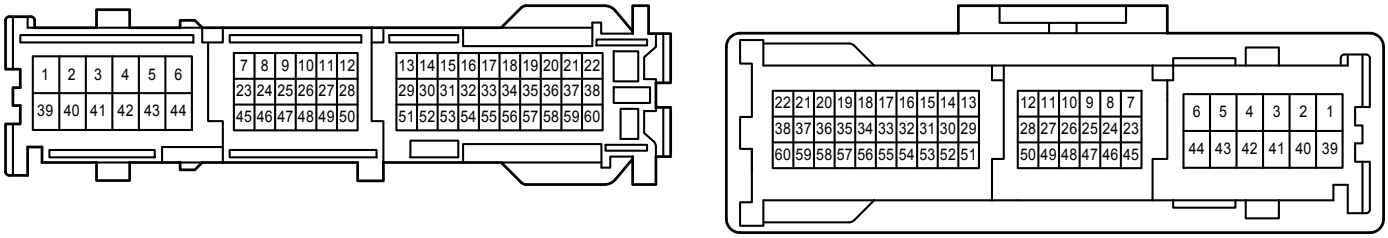


LP1
White

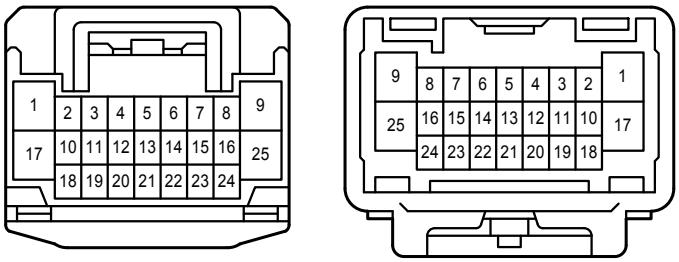


LP2
White

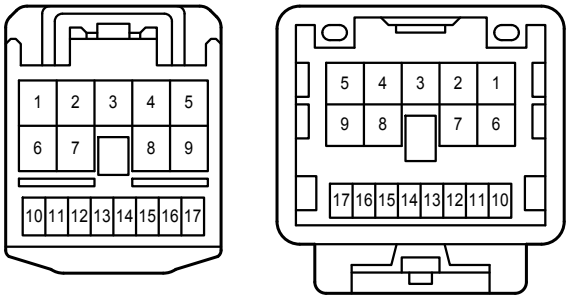


MQ1
White

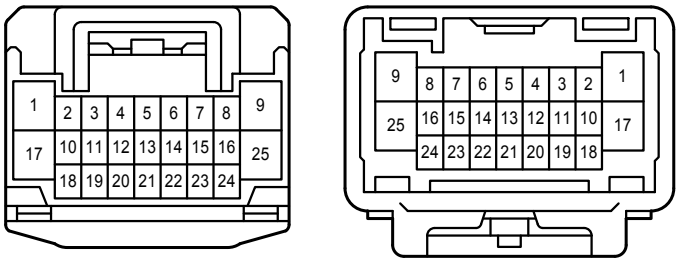

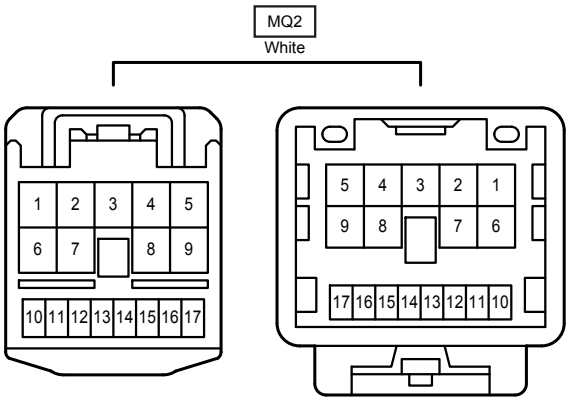
MQ2
White
1 2 3 4 5
6 7 8 9
10 11 12 13 14 15 16 17
5 4 3 2 1
9 8 7 6
17 16 15 14 13 12 11 10

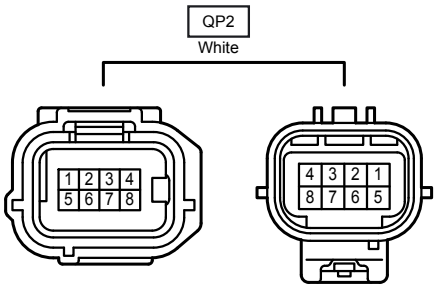
QP2
White
1 2 3 4
5 6 7 8
4 3 2 1
8 7 6 5