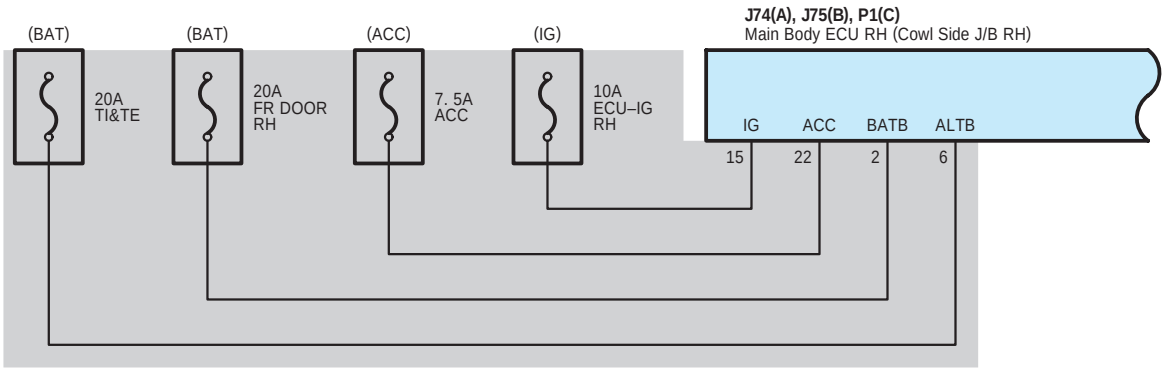
(BAT)
(BAT)
(ACC)
(IG)
J74(A), J75(B), P1(C)
Main Body ECU RH (Cowl Side J/B RH)
20A
TI&TE
20A
FR DOOR
RH
7. 5A
ACC
10A
ECU–IG
RH
IG
ACC
BATB
ALTB
15
22
2
6

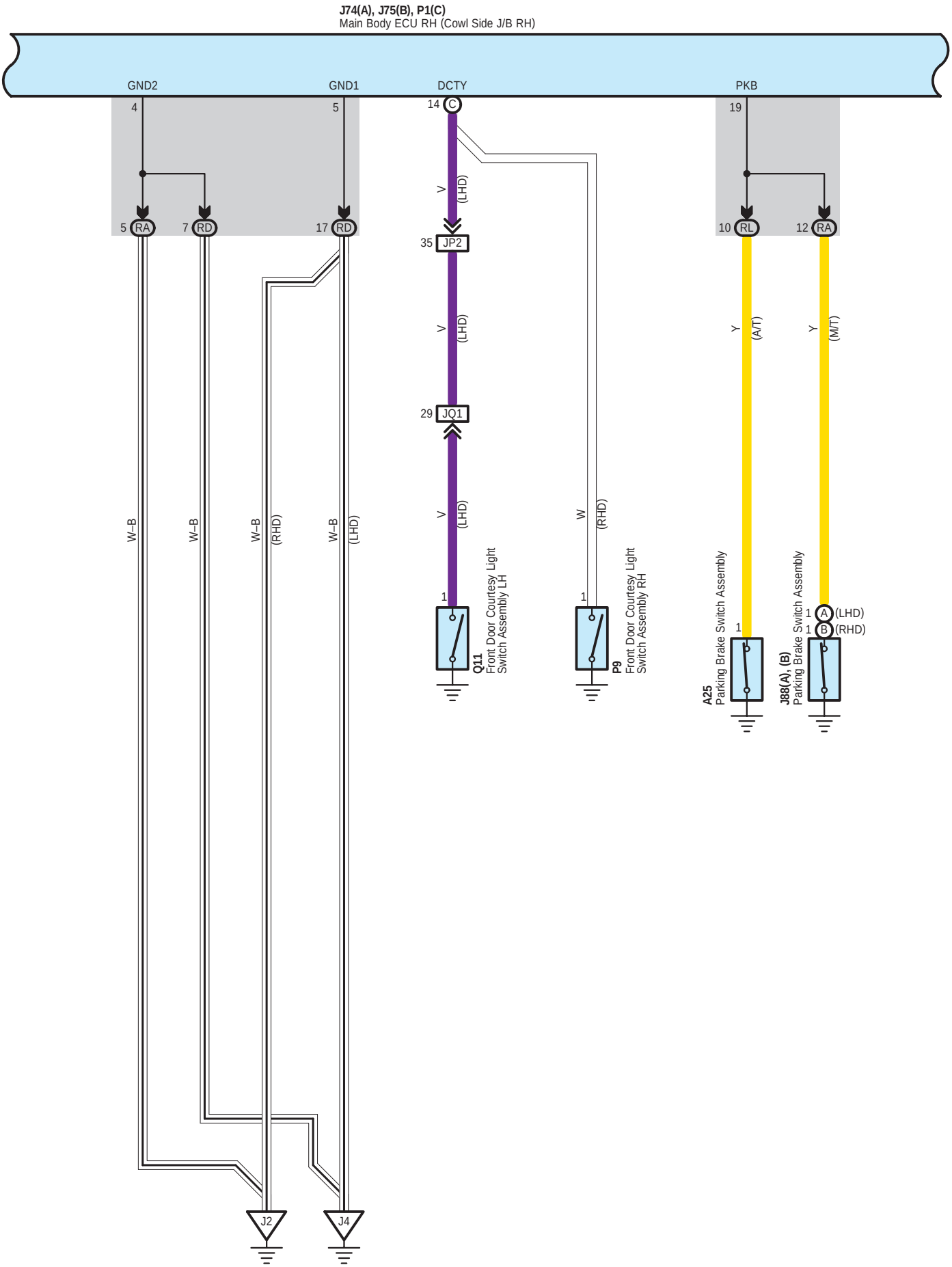
J74(A), J75(B), P1(C)
Main Body ECU RH (Cowl Side J/B RH)
GND2
GND1
DCTY
PKB
4
5
14 C
19
5 RA
7 RD
17 RD
10 RL
12 RA
V (LHD)
35 JP2
V (LHD)
29 JQ1
V (LHD)
W (RHD)
Y (A/T)
Y (M/T)
W–B
W–B
W–B (RHD)
W–B (LHD)
1
Q11
Front Door Courtesy Light Switch Assembly LH
P9
Front Door Courtesy Light Switch Assembly RH
A25
Parking Brake Switch Assembly
J88(A), (B)
Parking Brake Switch Assembly
1 A (LHD)
1 B (RHD)
J2
J4

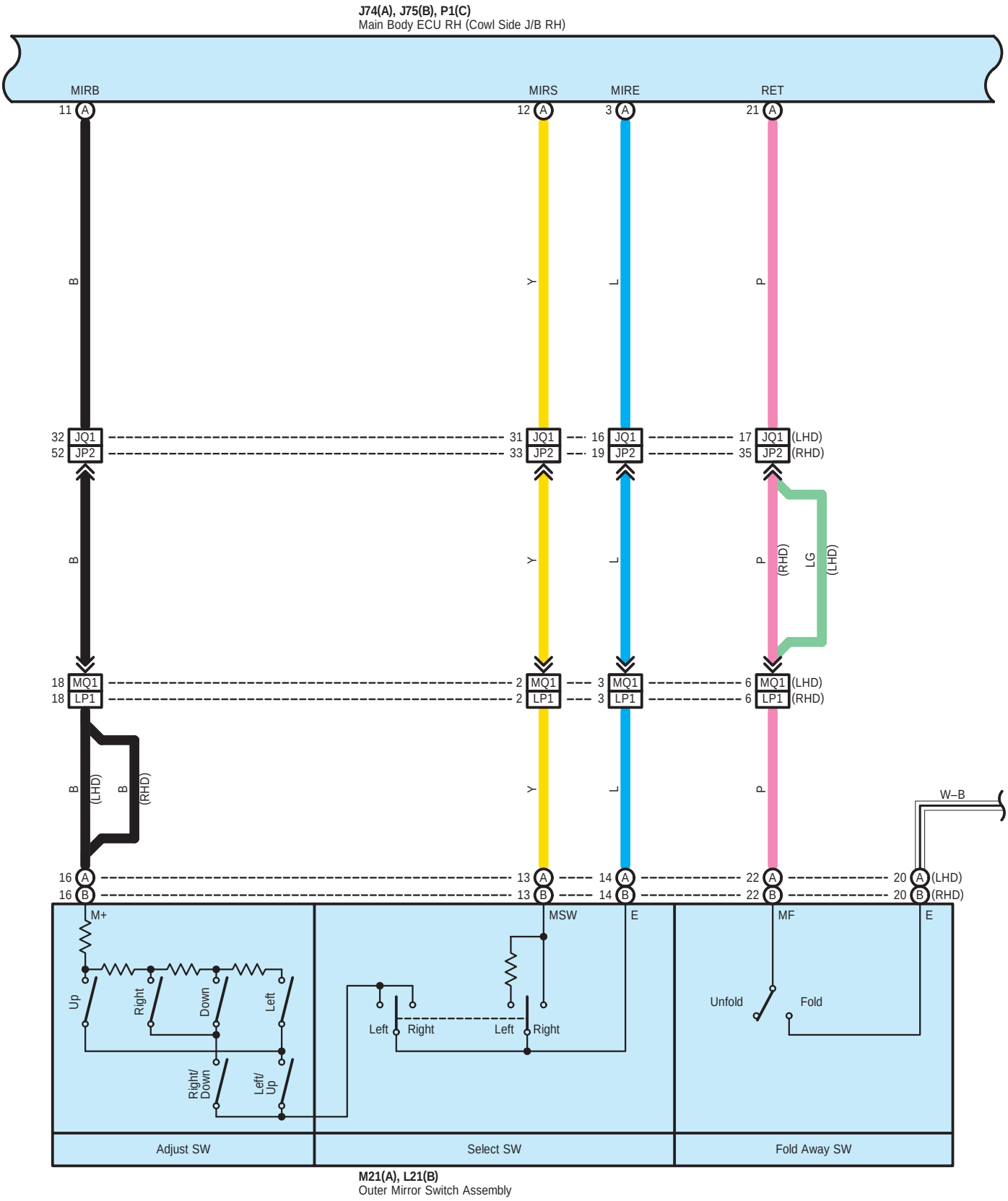
J74(A), J75(B), P1(C)
Main Body ECU RH (Cowl Side J/B RH)
MIRB
MIRS
MIRE
RET
11 A
12 A
3 A
21 A
B
Y
L
P
32 JQ1
52 JP2
31 JQ1
33 JP2
16 JQ1
19 JP2
17 JQ1 (LHD)
35 JP2 (RHD)
B
Y
L
P (RHD)
LG (LHD)
18 MQ1
18 LP1
2 MQ1
2 LP1
3 MQ1
3 LP1
6 MQ1 (LHD)
6 LP1 (RHD)
B (LHD)
B (RHD)
Y
L
P
W–B
16 A
16 B
13 A
13 B
14 A
14 B
22 A
22 B
20 A (LHD)
20 B (RHD)
M+
Up
Right
Down
Left
Right/ Down
Left/ Up
MSW
E
Left
Right
Left
Right
MF
E
Unfold
Fold
Adjust SW
Select SW
Fold Away SW
M21(A), L21(B)
Outer Mirror Switch Assembly

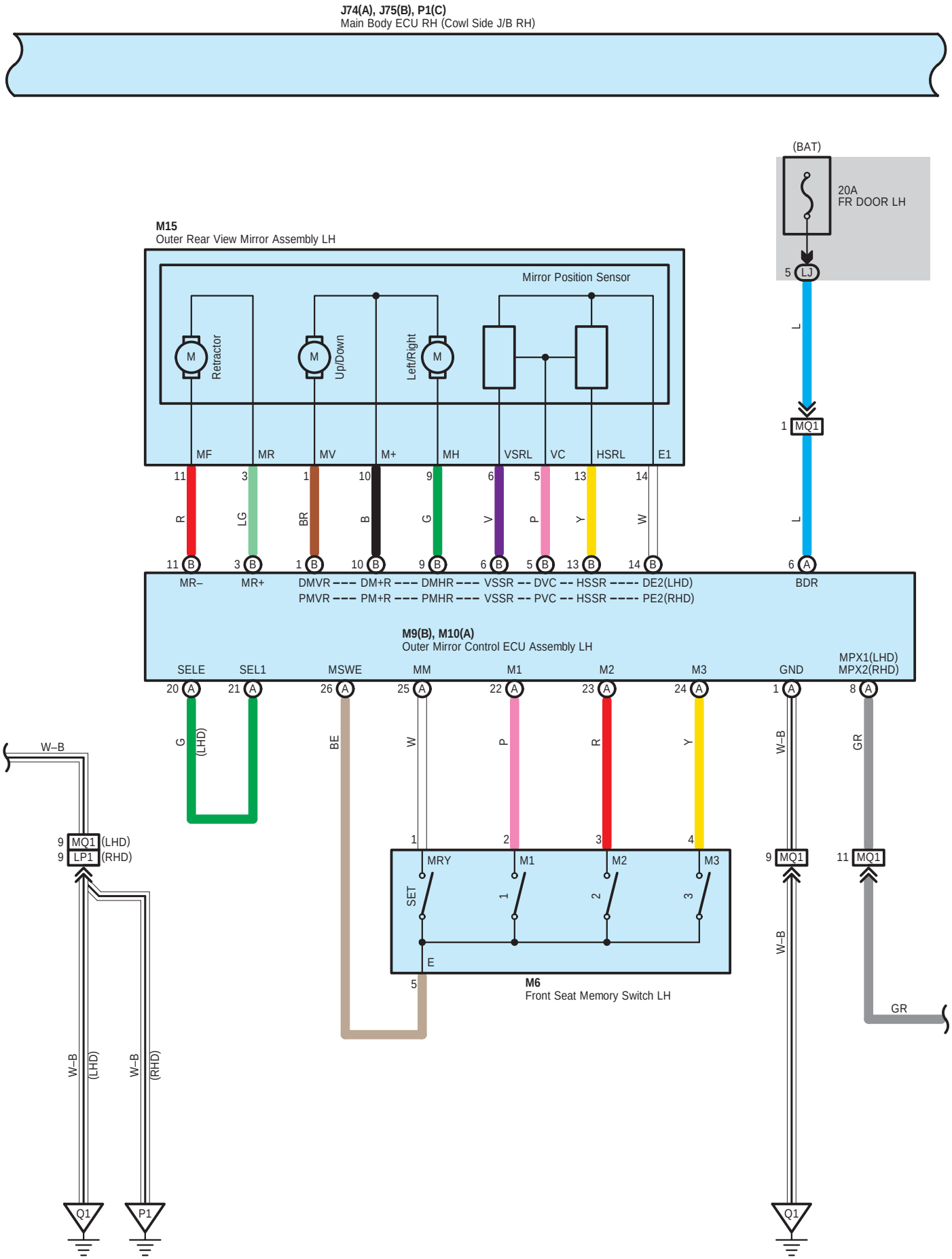
J74(A), J75(B), P1(C)
Main Body ECU RH (Cowl Side J/B RH)
(BAT)
20A
FR DOOR LH
5 LJ
L
1 MQ1
M15
Outer Rear View Mirror Assembly LH
Mirror Position Sensor
Retractor
Up/Down
Left/Right
MF
MR
MV
M+
MH
VSRL
VC
HSRL
E1
11 R
3 LG
1 BR
10 B
9 G
6 V
5 P
13 Y
14 W
L
11 B
3 B
1 B
10 B
9 B
6 B
5 B
13 B
14 B
6 A
MR–
MR+
DMVR --- DM+R --- DMHR --- VSSR -- DVC -- HSSR ---- DE2(LHD)
PMVR --- PM+R --- PMHR --- VSSR -- PVC -- HSSR ---- PE2(RHD)
BDR
M9(B), M10(A)
Outer Mirror Control ECU Assembly LH
SELE
SEL1
MSWE
MM
M1
M2
M3
GND
MPX1(LHD)
MPX2(RHD)
20 A
21 A
26 A
25 A
22 A
23 A
24 A
1 A
8 A
G (LHD)
BE
W
P
R
Y
W–B
GR
W–B
9 MQ1 (LHD)
9 LP1 (RHD)
1
2
3
4
MRY
M1
M2
M3
SET
1
2
3
E
5
M6
Front Seat Memory Switch LH
9 MQ1
11 MQ1
W–B
GR
W–B (LHD)
W–B (RHD)
Q1
P1
Q1

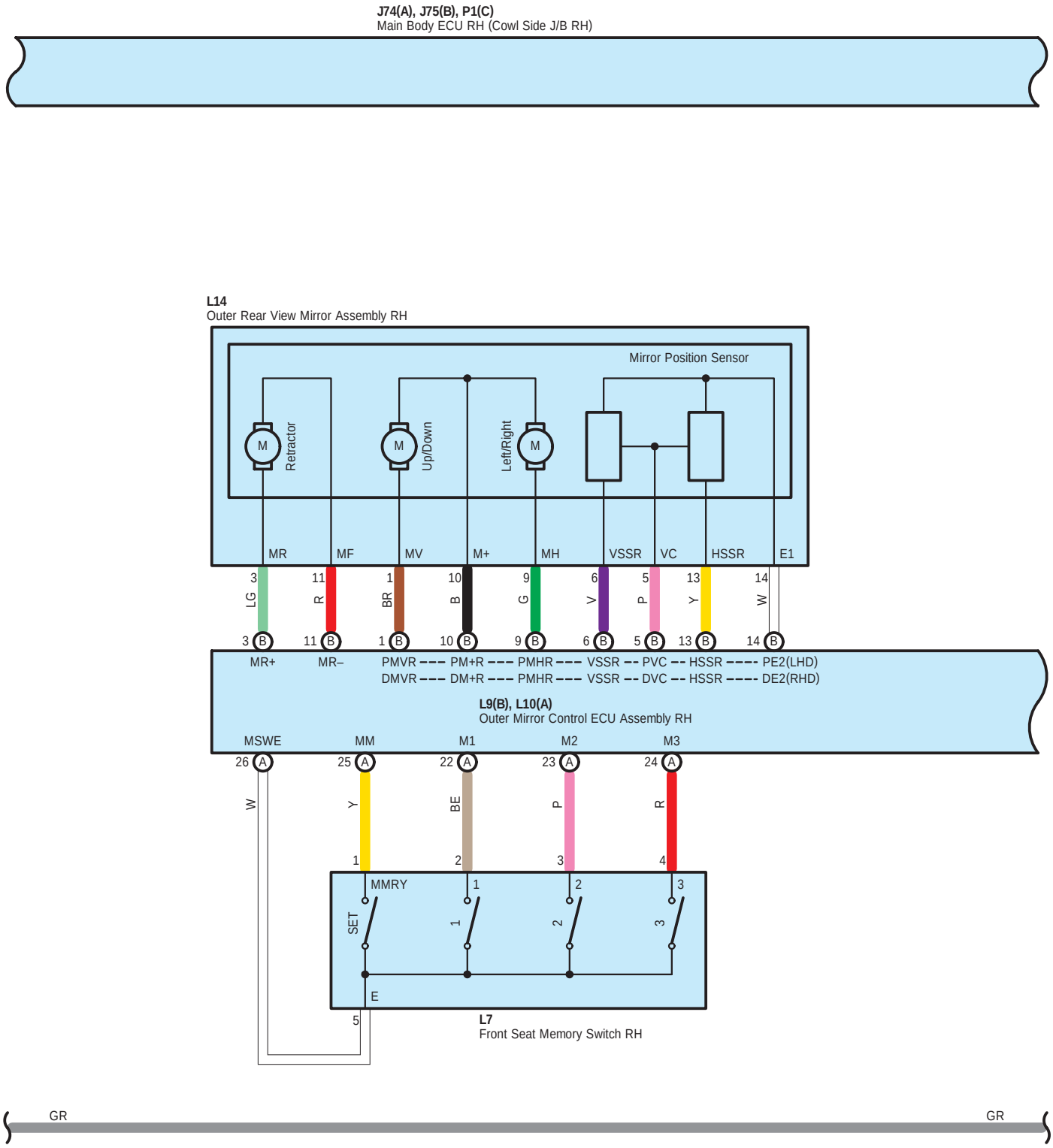
J74(A), J75(B), P1(C)
Main Body ECU RH (Cowl Side J/B RH)
L14
Outer Rear View Mirror Assembly RH
Mirror Position Sensor
Retractor
Up/Down
Left/Right
MR
MF
MV
M+
MH
VSSR
VC
HSSR
E1
3 LG
11 R
1 BR
10 B
9 G
6 V
5 P
13 Y
14 W
MR+
MR–
PMVR PM+R PMHR VSSR PVC HSSR PE2(LHD)
DMVR DM+R PMHR VSSR DVC HSSR DE2(RHD)
L9(B), L10(A)
Outer Mirror Control ECU Assembly RH
MSWE
MM
M1
M2
M3
26 W
25 Y
22 BE
23 P
24 R
MMRY
SET
E
L7
Front Seat Memory Switch RH
GR
GR

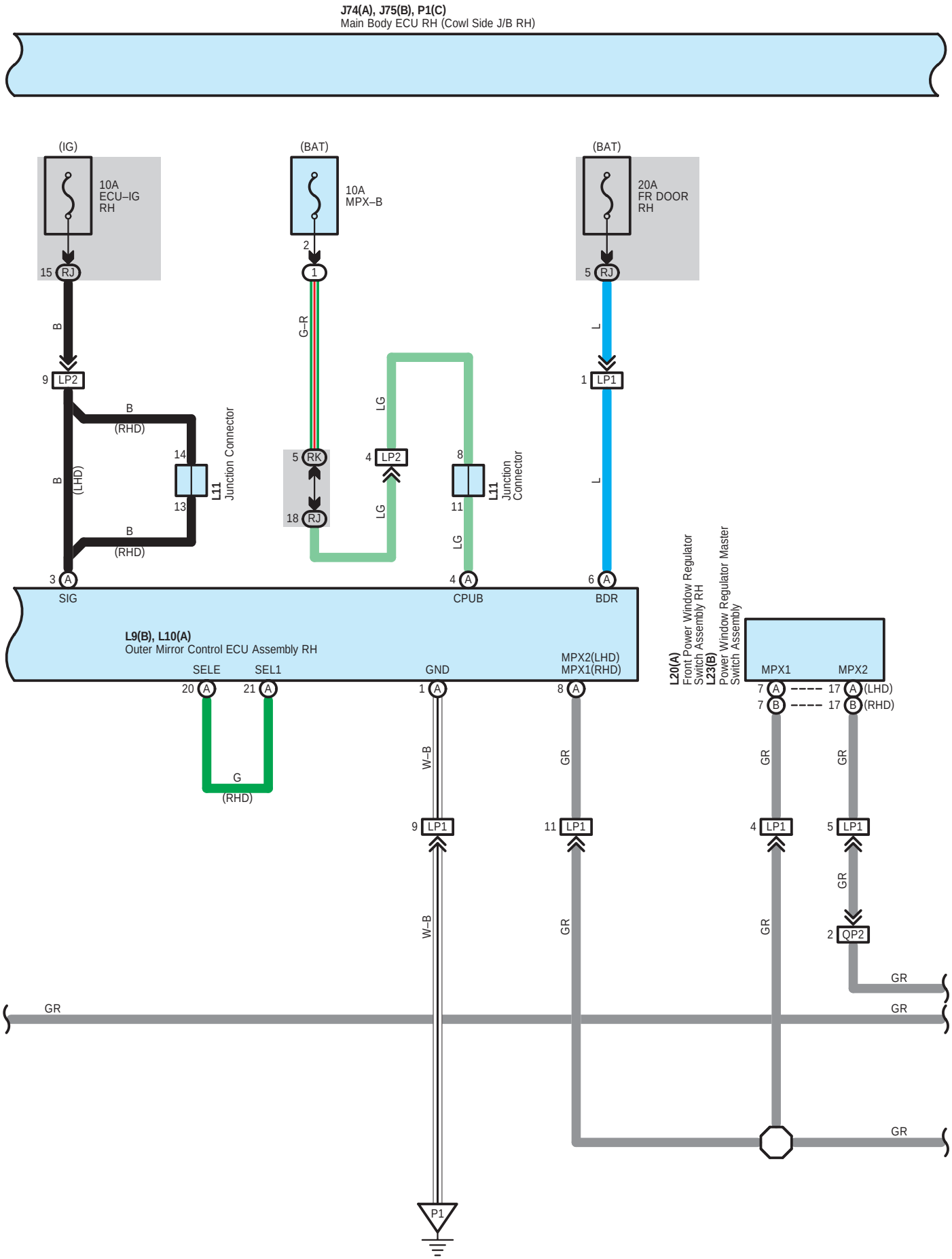
J74(A), J75(B), P1(C)
Main Body ECU RH (Cowl Side J/B RH)
(IG)
10A
ECU–IG
RH
15 RJ
B
9 LP2
B
(RHD)
B
(LHD)
14
13
L11
Junction Connector
B
(RHD)
3 A
SIG
(BAT)
10A
MPX–B
2
1
G–R
5 RK
18 RJ
LG
4 LP2
LG
8
11
L11
Junction
Connector
LG
4 A
CPUB
(BAT)
20A
FR DOOR
RH
5 RJ
L
1 LP1
L
6 A
BDR
L9(B), L10(A)
Outer Mirror Control ECU Assembly RH
SELE
SEL1
GND
MPX2(LHD)
MPX1(RHD)
20 A
21 A
1 A
8 A
G
(RHD)
W–B
GR
9 LP1
11 LP1
W–B
GR
P1
L20(A)
Front Power Window Regulator
Switch Assembly RH
L23(B)
Power Window Regulator Master
Switch Assembly
MPX1
MPX2
7 A
7 B
17 A (LHD)
17 B (RHD)
GR
GR
4 LP1
5 LP1
GR
GR
GR
2 QP2
GR
GR
GR
GR

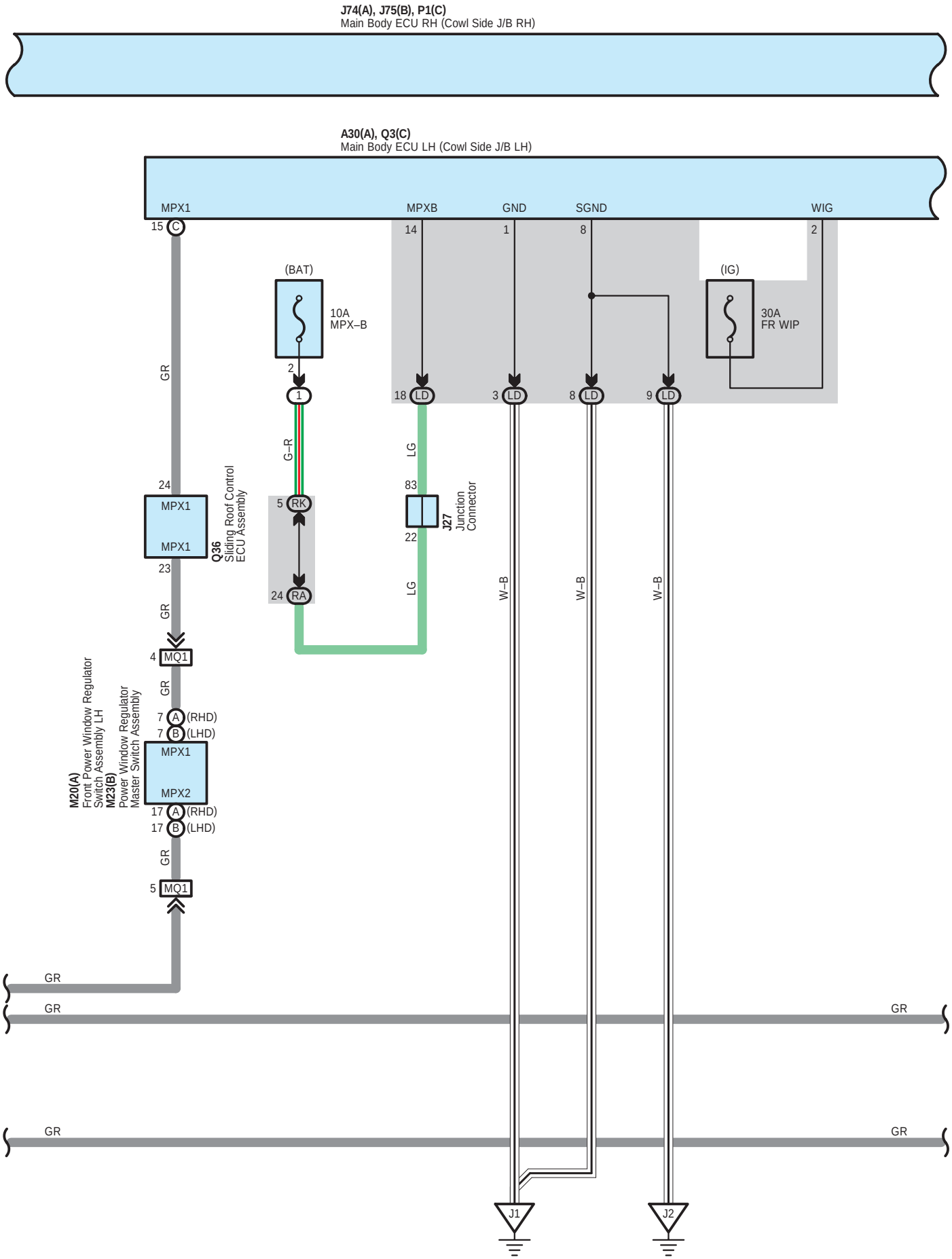
J74(A), J75(B), P1(C)
Main Body ECU RH (Cowl Side J/B RH)
A30(A), Q3(C)
Main Body ECU LH (Cowl Side J/B LH)
MPX1
MPXB
GND
SGND
WIG
15 C
14
1
8
2
(BAT)
10A
MPX–B
(IG)
30A
FR WIP
2
1
18 LD
3 LD
8 LD
9 LD
GR
G–R
LG
24
MPX1
MPX1
Q36
Sliding Roof Control
ECU Assembly
5 RK
24 RA
83
22
J27
Junction
Connector
23
GR
LG
W–B
W–B
W–B
4 MQ1
GR
7 A (RHD)
7 B (LHD)
M20(A)
Front Power Window Regulator
Switch Assembly LH
M23(B)
Power Window Regulator
Master Switch Assembly
MPX1
MPX2
17 A (RHD)
17 B (LHD)
GR
5 MQ1
GR
GR
GR
GR
GR
J1
J2

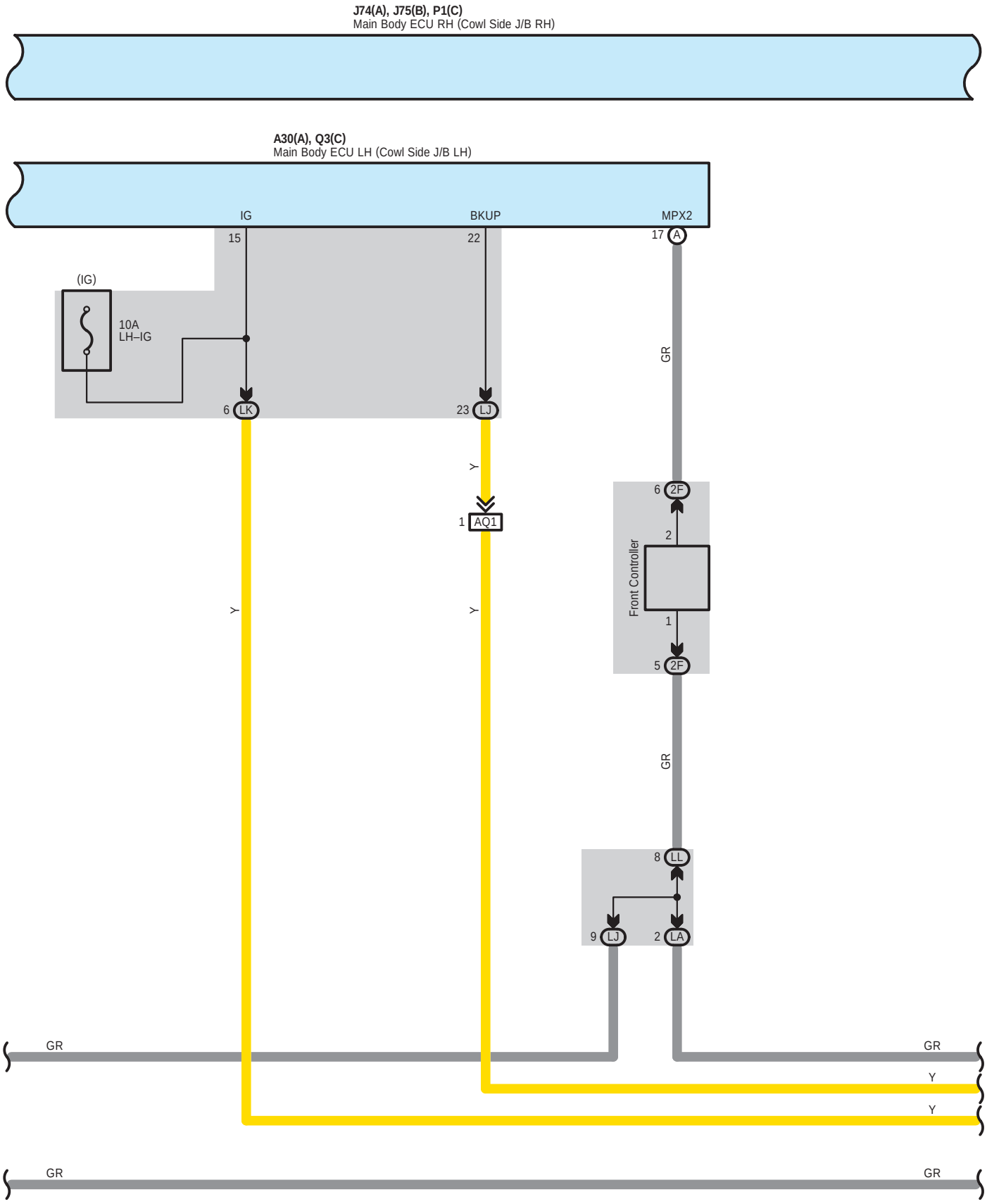
J74(A), J75(B), P1(C)
Main Body ECU RH (Cowl Side J/B RH)
A30(A), Q3(C)
Main Body ECU LH (Cowl Side J/B LH)
IG
BKUP
MPX2
15
22
17 A
(IG)
10A
LH–IG
GR
6 LK
23 LJ
Y
1 AQ1
6 2F
2
Front Controller
1
5 2F
Y
Y
GR
8 LL
9 LJ
2 LA
GR
GR
Y
Y
GR
GR

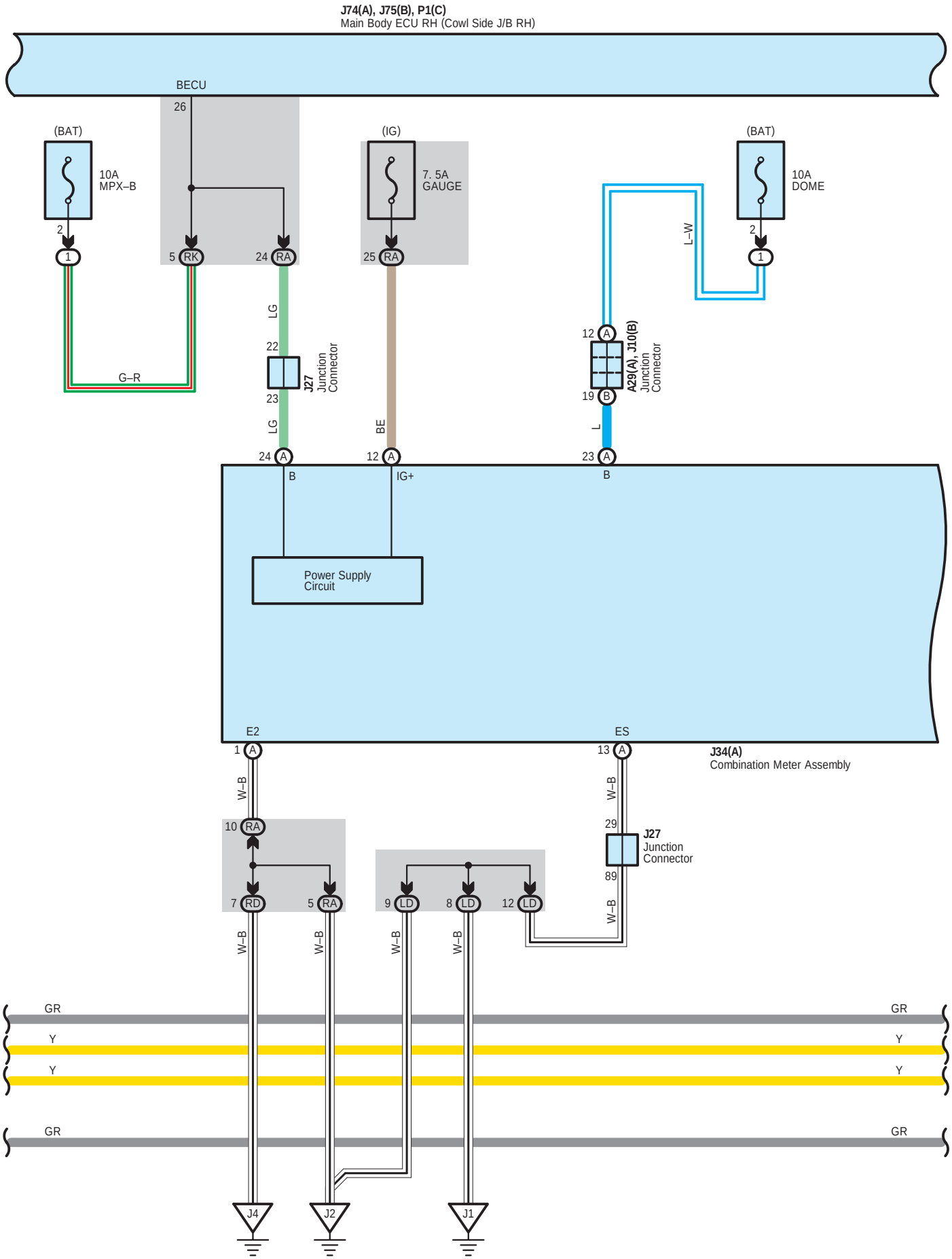
J74(A), J75(B), P1(C)
Main Body ECU RH (Cowl Side J/B RH)
BECU
26
(BAT)
10A
MPX–B
2
1
5 RK
24 RA
G–R
LG
22
J27
Junction
Connector
23
LG
24 A
B
(IG)
7. 5A
GAUGE
25 RA
BE
12 A
IG+
(BAT)
10A
DOME
2
1
L–W
12 A
A29(A), J10(B)
Junction
Connector
19 B
L
23 A
B
Power Supply
Circuit
E2
1 A
W–B
10 RA
7 RD
5 RA
W–B
W–B
9 LD
8 LD
12 LD
W–B
W–B
ES
13 A
J34(A)
Combination Meter Assembly
W–B
29
J27
Junction
Connector
89
W–B
GR
Y
Y
GR
GR
Y
Y
GR
J4
J2
J1

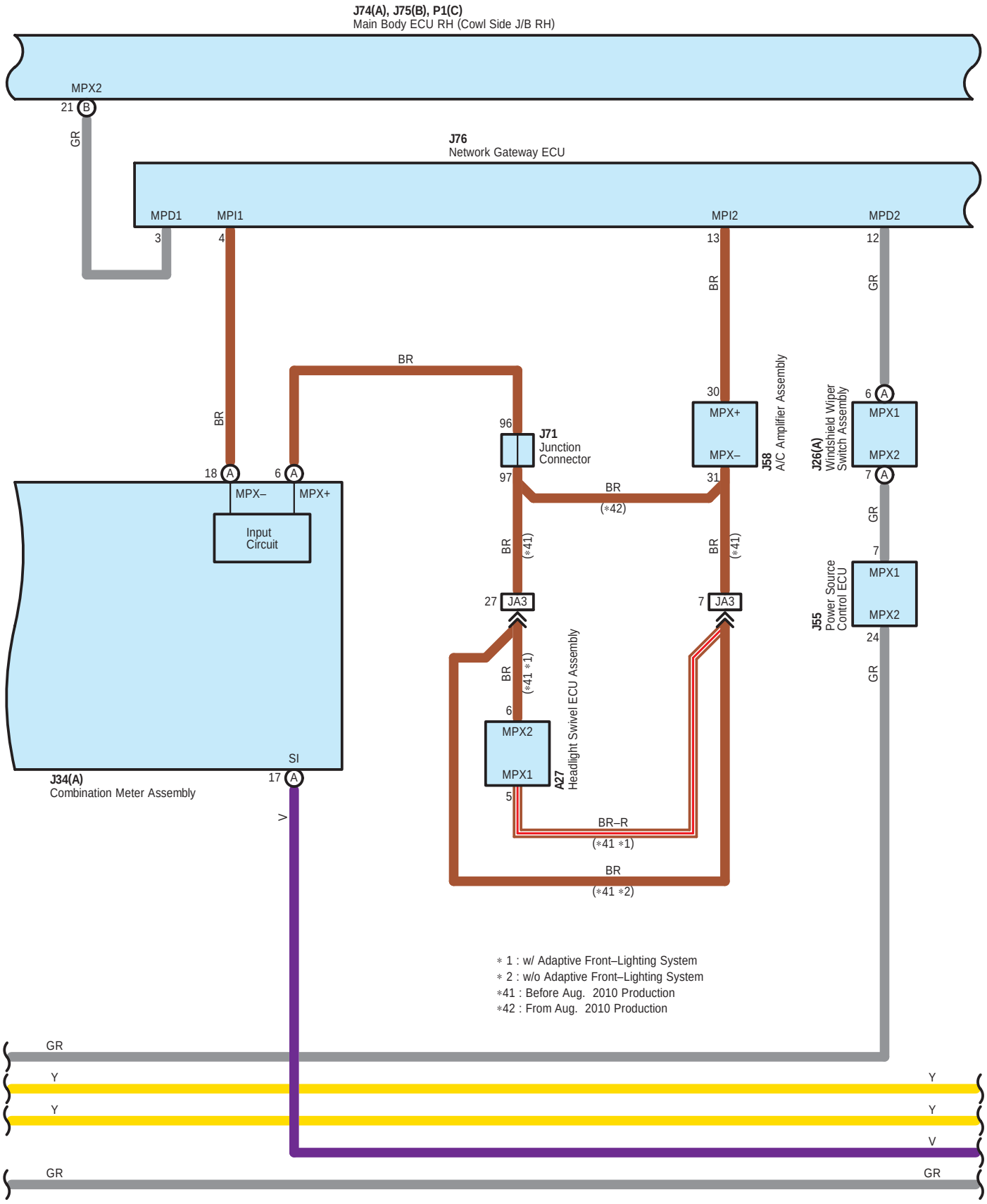
J74(A), J75(B), P1(C)
Main Body ECU RH (Cowl Side J/B RH)
MPX2
21 B
GR
J76
Network Gateway ECU
MPD1
MPI1
MPI2
MPD2
3
4
13
12
BR
GR
BR
BR
96
J71
Junction
Connector
97
30
MPX+
MPX–
J58
A/C Amplifier Assembly
31
BR
(*42)
J26(A)
Windshield Wiper
Switch Assembly
6 A
MPX1
MPX2
7 A
GR
7
MPX1
MPX2
J55
Power Source
Control ECU
24
GR
18 A
6 A
MPX–
MPX+
Input
Circuit
BR
(*41)
BR
(*41)
27 JA3
7 JA3
BR
(*41 *1)
6
MPX2
MPX1
A27
Headlight Swivel ECU Assembly
5
BR–R
(*41 *1)
BR
(*41 *2)
J34(A)
Combination Meter Assembly
SI
17 A
V
* 1 : w/ Adaptive Front–Lighting System
* 2 : w/o Adaptive Front–Lighting System
*41 : Before Aug. 2010 Production
*42 : From Aug. 2010 Production
GR
Y
Y
Y
Y
V
GR
GR

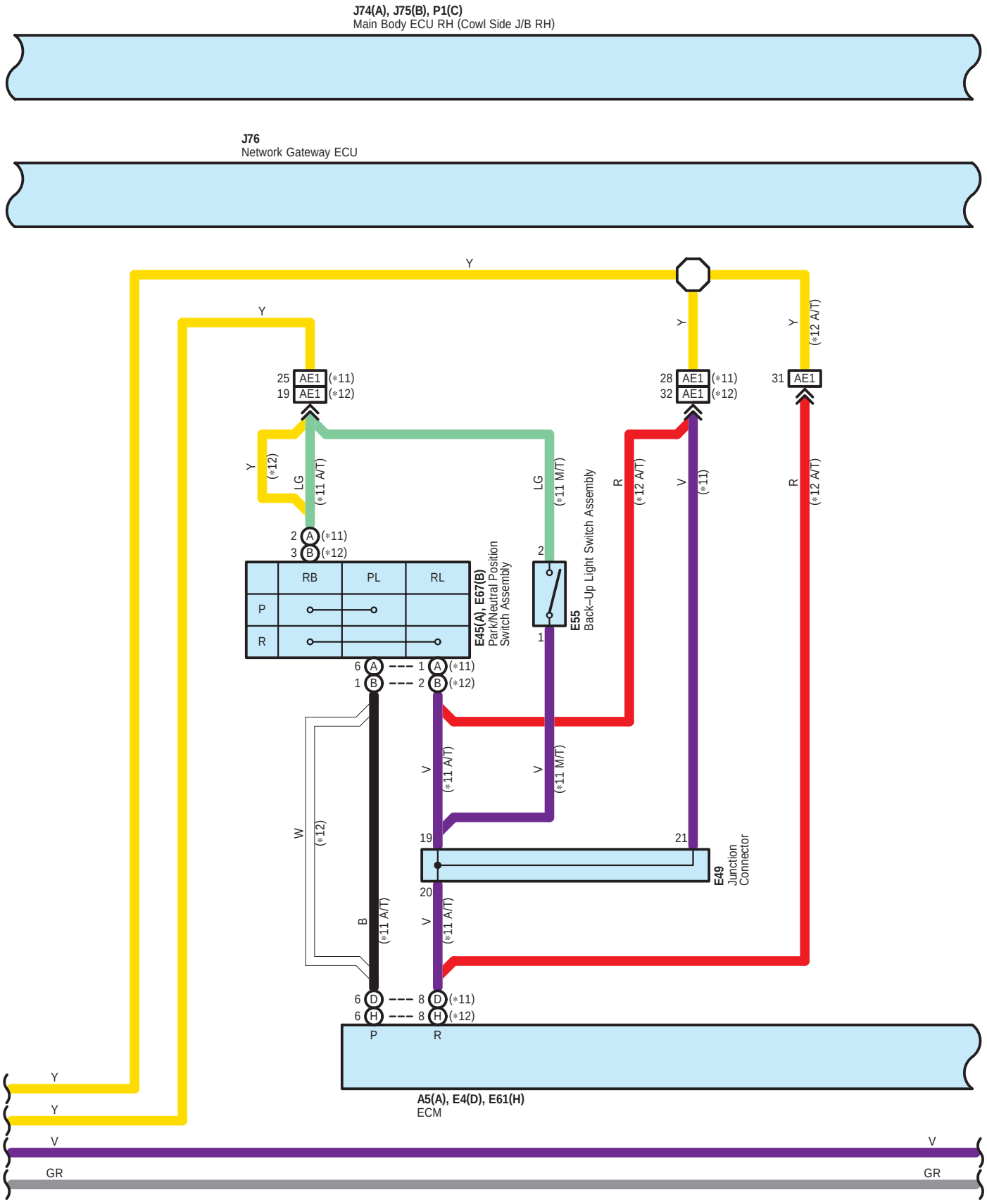
J74(A), J75(B), P1(C)
Main Body ECU RH (Cowl Side J/B RH)
J76
Network Gateway ECU
25 AE1 (*11)
19 AE1 (*12)
28 AE1 (*11)
32 AE1 (*12)
31 AE1
(*12 A/T)
(*11 A/T)
(*11 M/T)
(*11)
(*12)
2 A (*11)
3 B (*12)
RB
PL
RL
P
R
E45(A), E67(B)
Park/Neutral Position
Switch Assembly
E55
Back–Up Light Switch Assembly
6 A --- 1 A (*11)
1 B --- 2 B (*12)
19
21
20
E49
Junction
Connector
6 D --- 8 D (*11)
6 H --- 8 H (*12)
A5(A), E4(D), E61(H)
ECM
Y
LG
R
V
W
B
GR

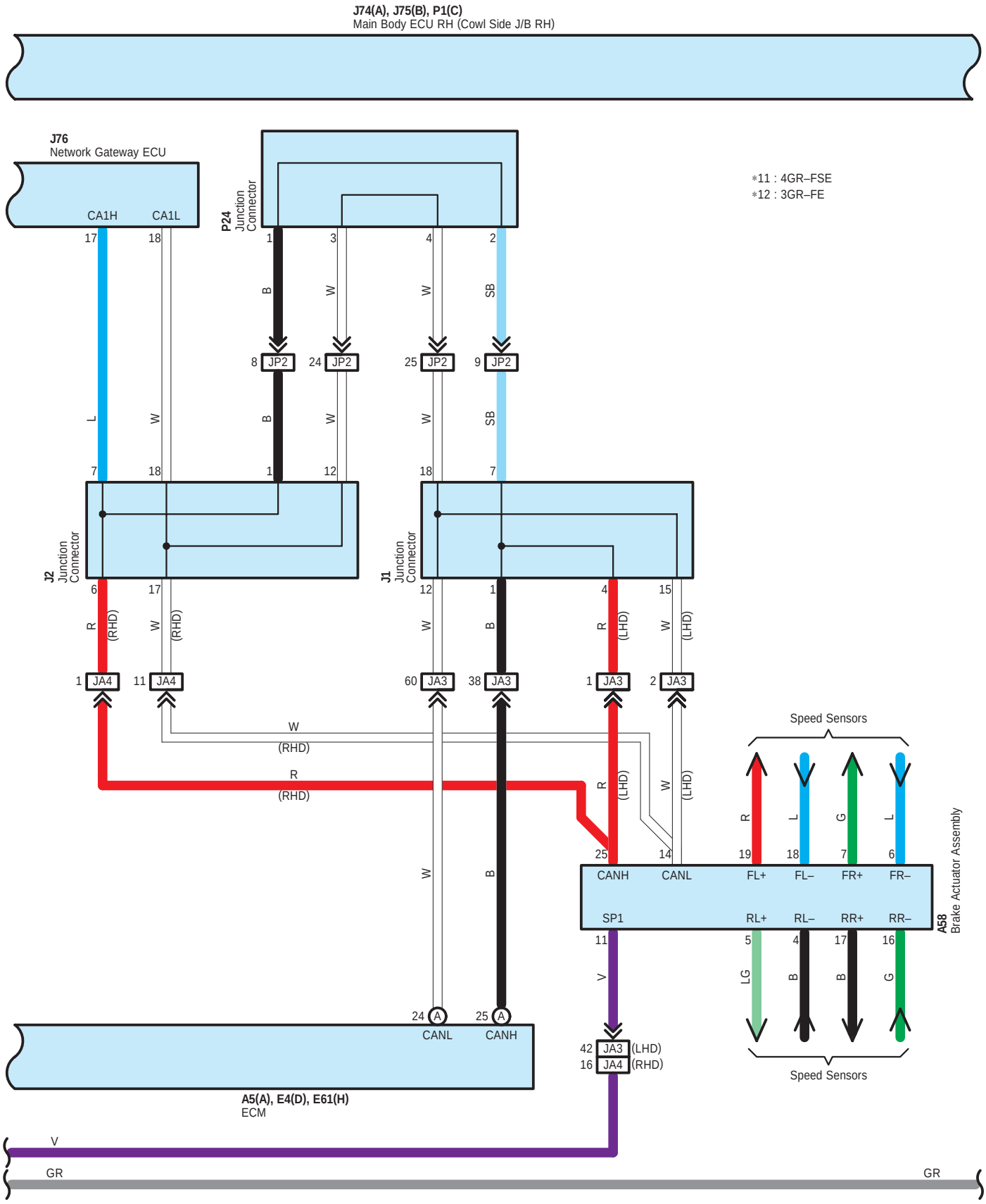
J74(A), J75(B), P1(C)
Main Body ECU RH (Cowl Side J/B RH)
J76
Network Gateway ECU
CA1H
CA1L
P24
Junction Connector
*11 : 4GR–FSE
*12 : 3GR–FE
JP2
J2
Junction Connector
J1
Junction Connector
JA4
JA3
(RHD)
(LHD)
Speed Sensors
CANH
CANL
SP1
FL+
FL–
FR+
FR–
RL+
RL–
RR+
RR–
A58
Brake Actuator Assembly
A5(A), E4(D), E61(H)
ECM
V
GR

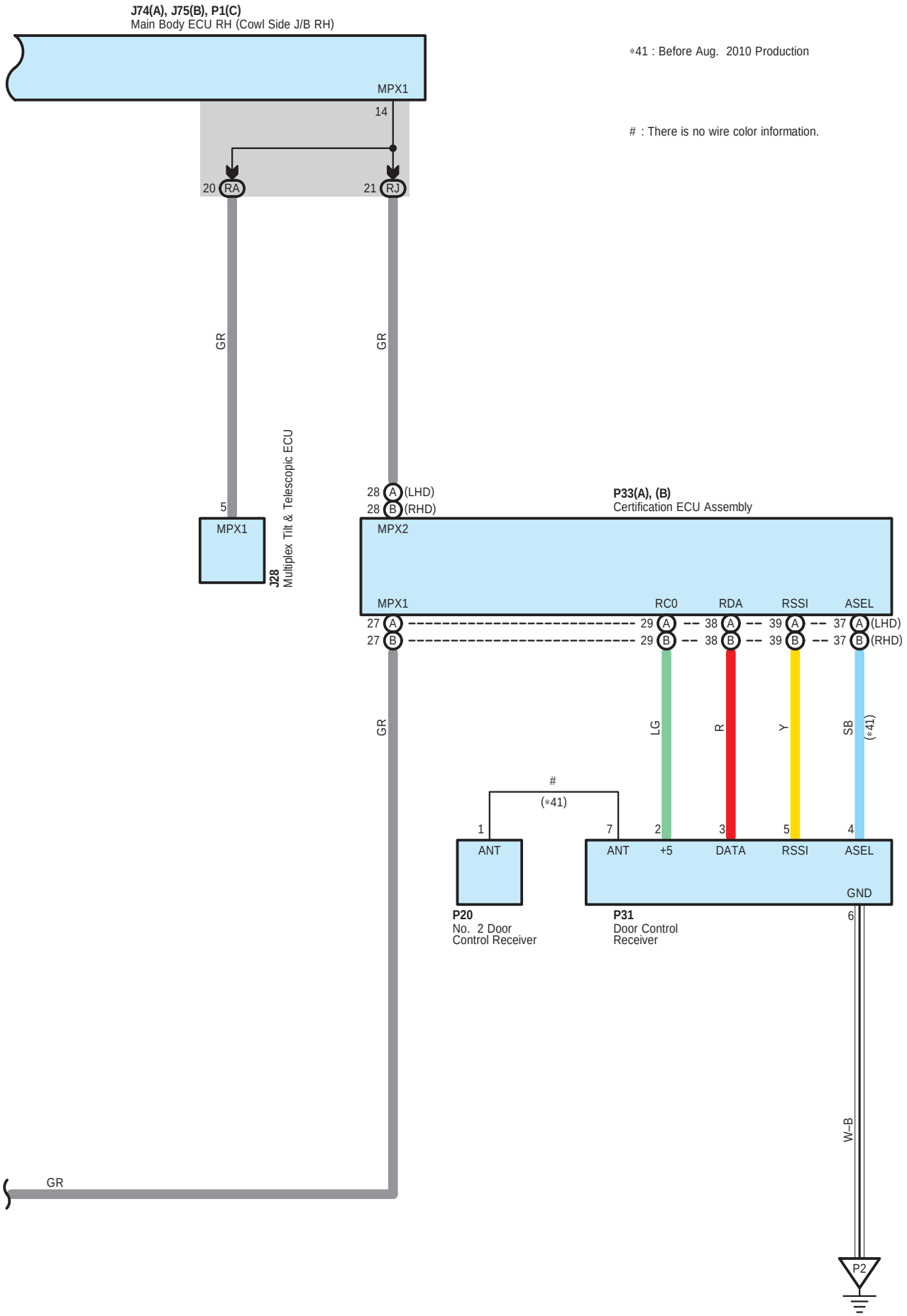

*41 : Before Aug. 2010 Production

: There is no wire color information.

A 5
White

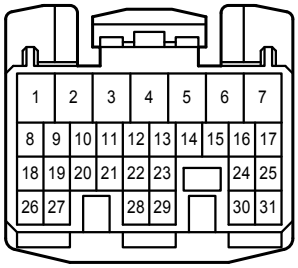

A 25
Black

A 27
White

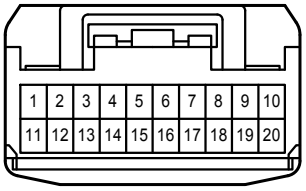

A 29
Black

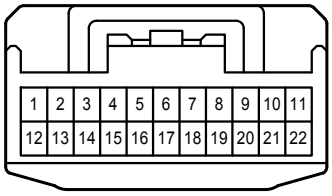

A 30
White

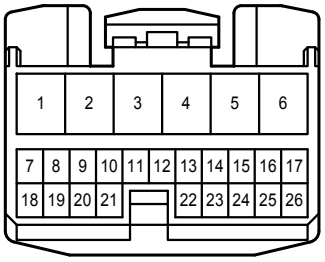

A 58
Black

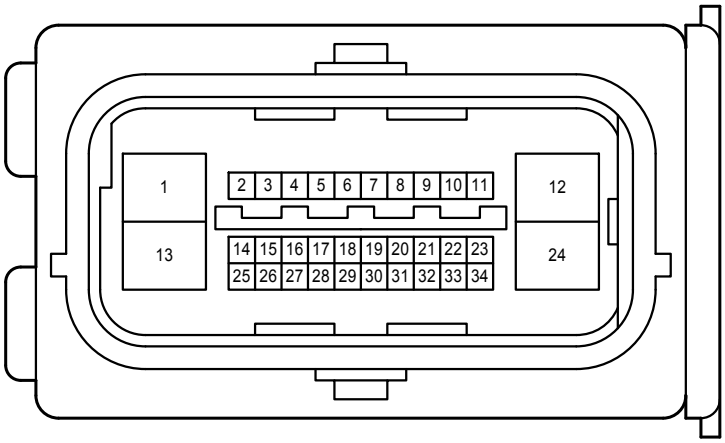

E 4
White

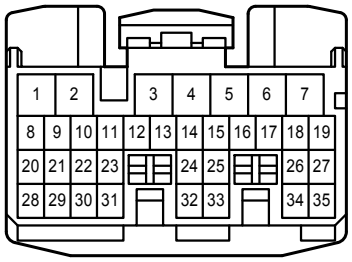

E 45
Gray

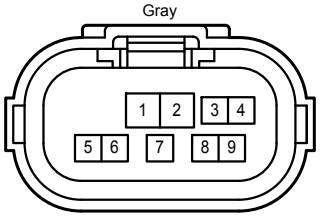

E 49
Black

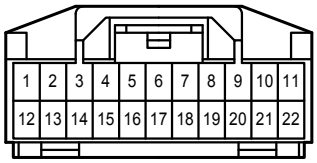

E 55
Gray

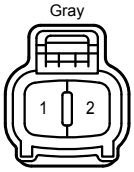

E 61
White

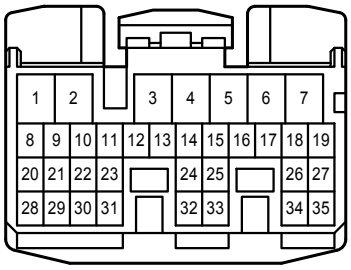

E 67
Gray

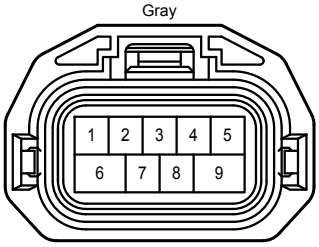

J 1
Gray

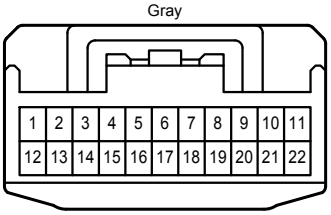

J 2
Gray

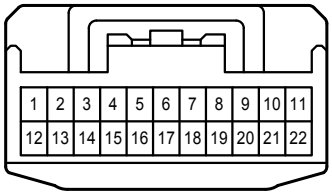

J 10
Black

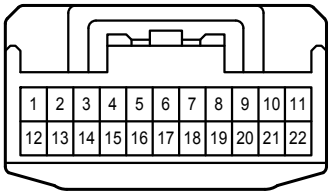

J 26
White

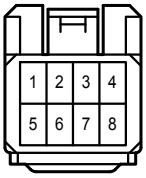

J 27
White

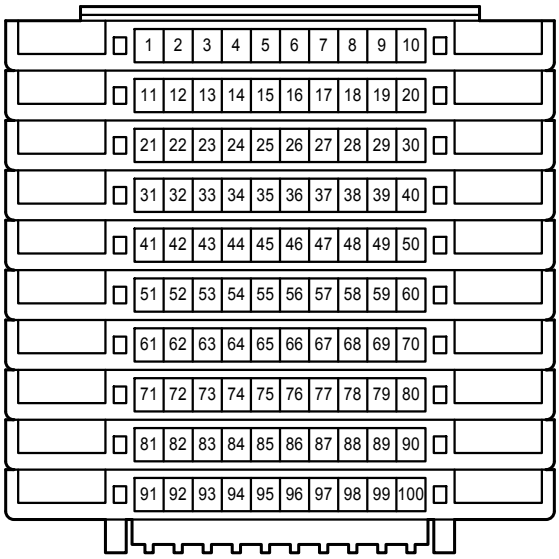

J 28
White

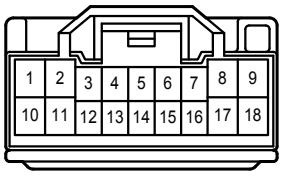

J 34
Black

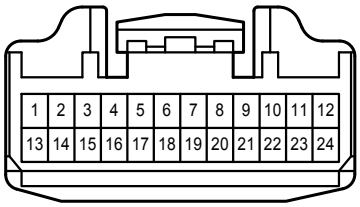

J 55
White

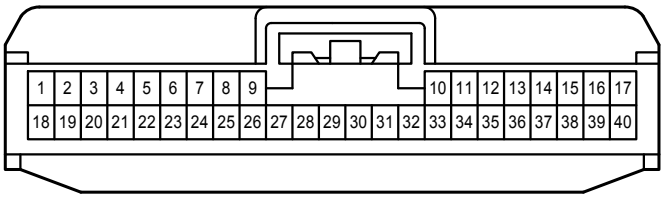

J 58
White

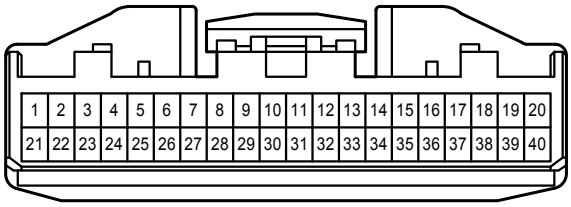

J 71
White

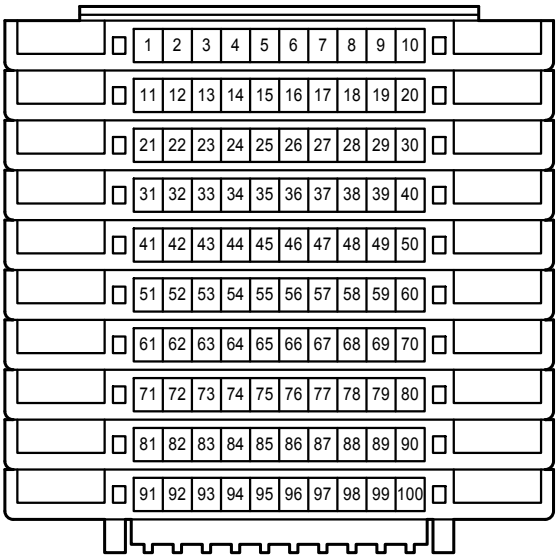

J 74
White

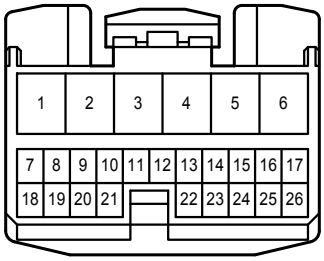

J 75
White

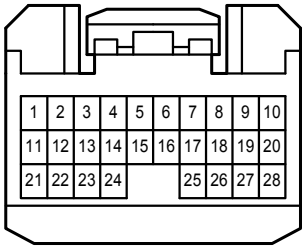

J 76
White

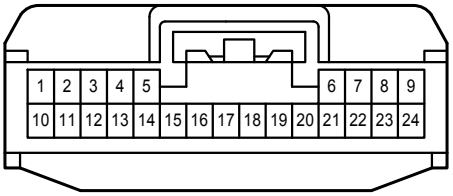

J 88
Black

(RHD)

J 88
Brown

(LHD)

L 7
White

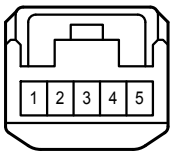

L 9
White



L 10
White

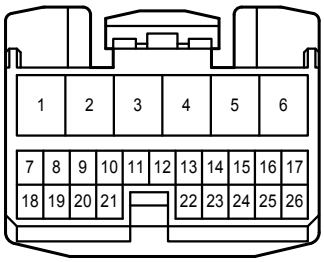

L 11
White

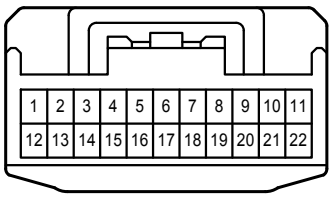

L 14
White

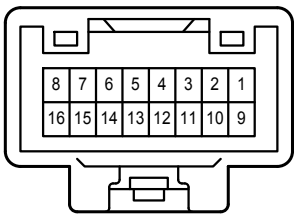

L 20
White

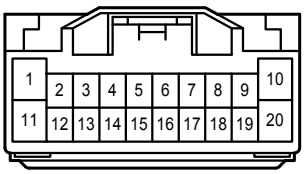

L 21
White

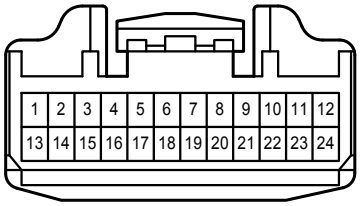

L 23
White

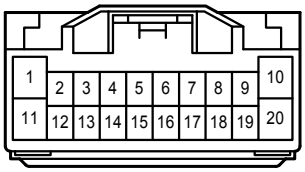

M 6
White

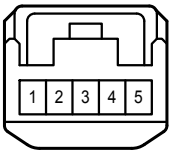

M 9
White



M 10
White

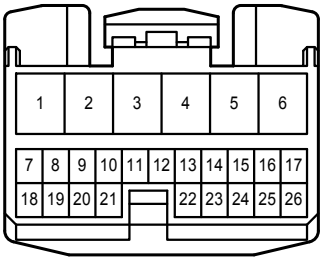

M 15
White

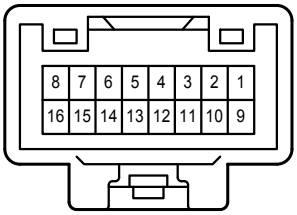

M 20
White

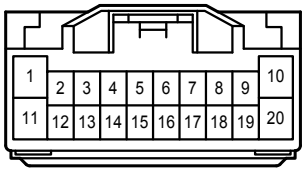

M 21
White

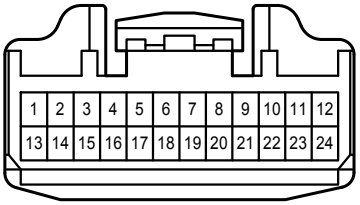

M 23
White

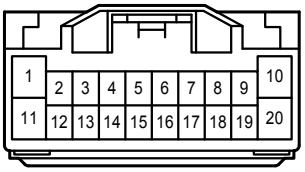

P 1
White

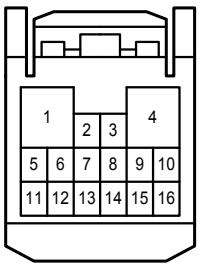

P 9
White

P 20
Gray

P 24
Gray

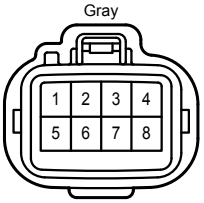

P 31
White

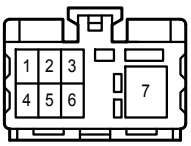

P 33
White

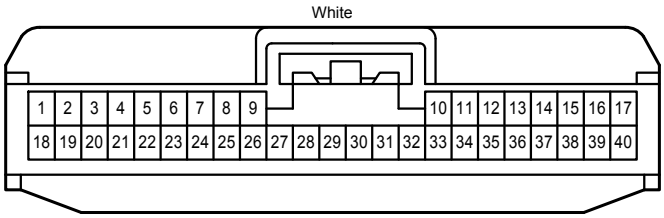

Q 3
White

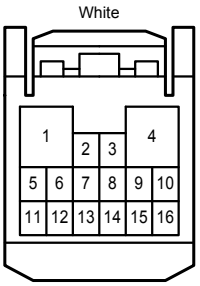

Q 11
White

Q 36
Black

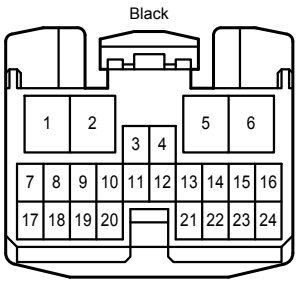

2F
Black

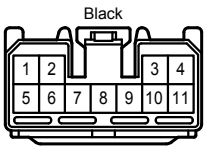

LA
White

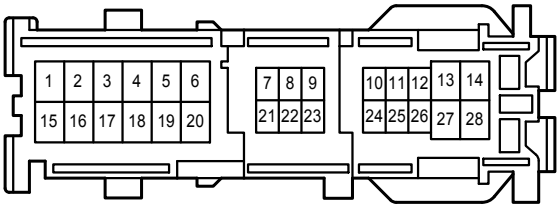

LD
White

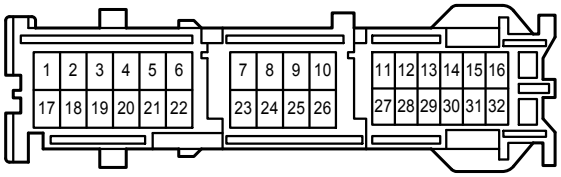

LJ
Gray

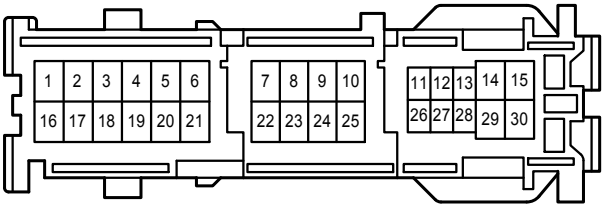

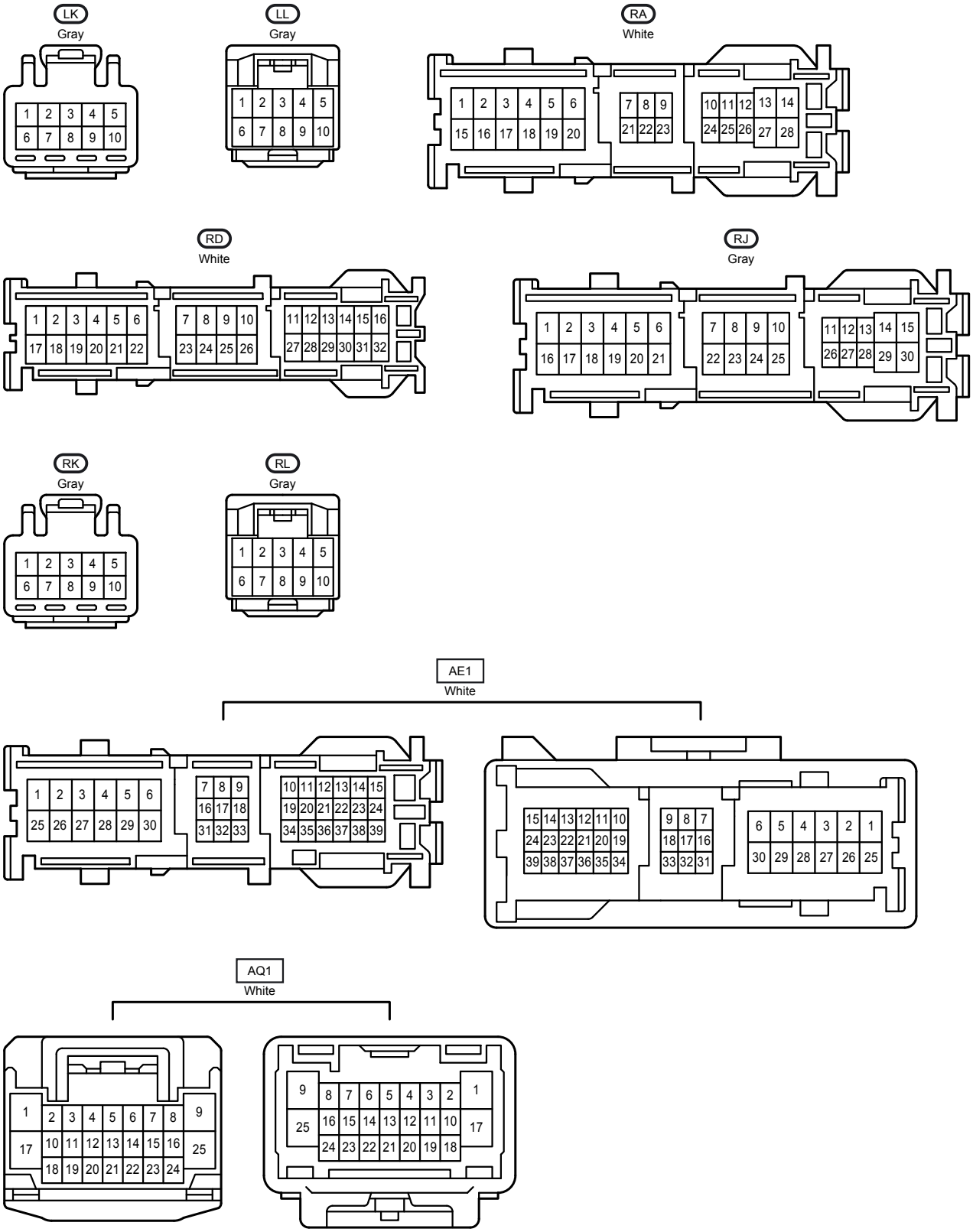
LK
Gray
LL
Gray
RA
White
RD
White
RJ
Gray
RK
Gray
RL
Gray
AE1
White
AQ1
White

JA3
White

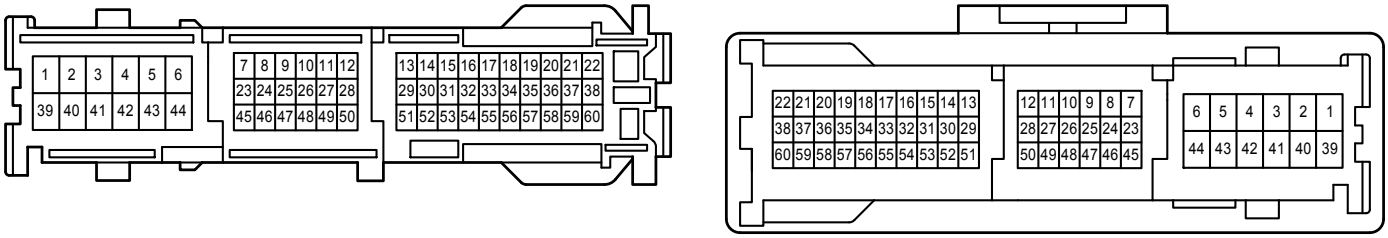

JA4
White

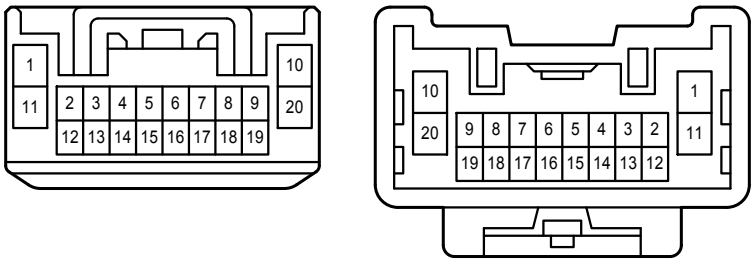

JP2
White

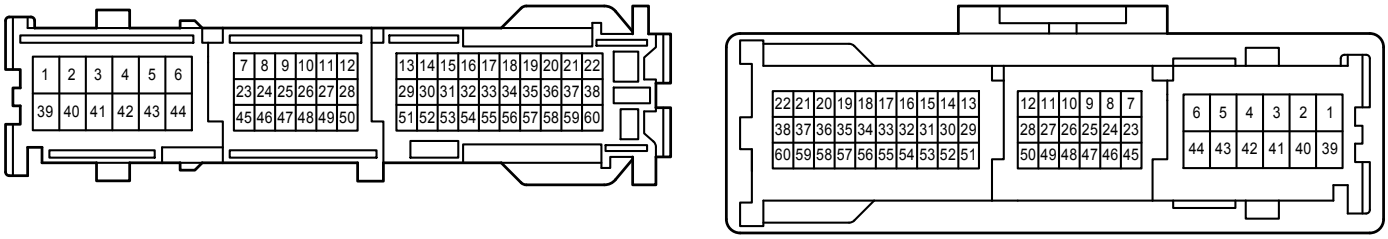

JQ1
White

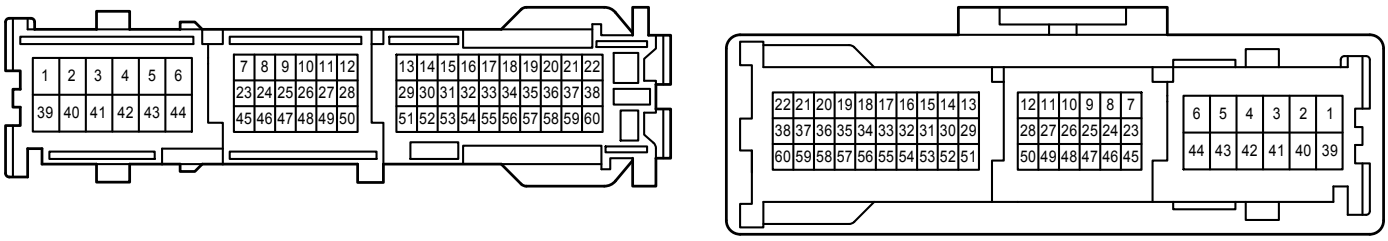

LP1
White

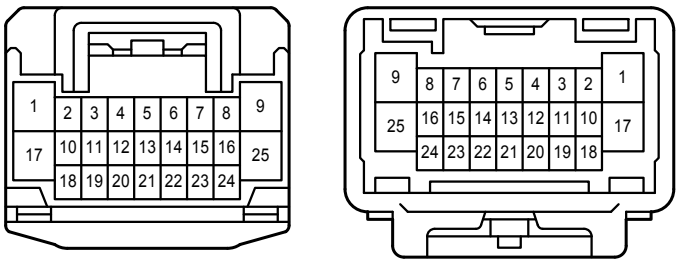

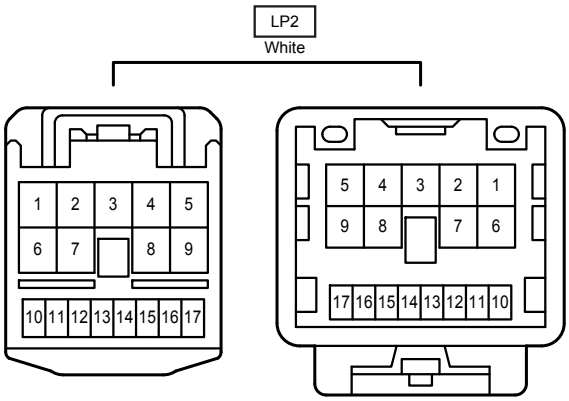
LP2
White
1 2 3 4 5
6 7 8 9
10 11 12 13 14 15 16 17
5 4 3 2 1
9 8 7 6
17 16 15 14 13 12 11 10

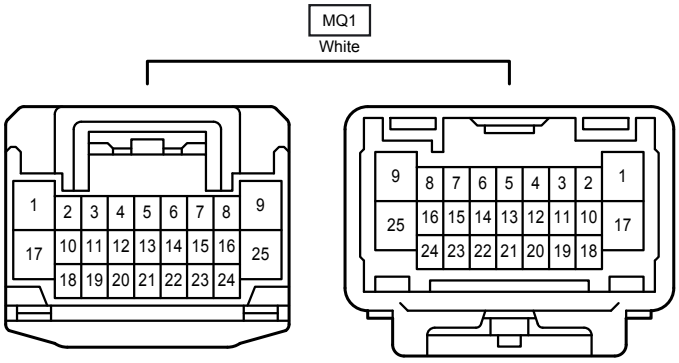
MQ1
White
1 2 3 4 5 6 7 8 9
17 10 11 12 13 14 15 16 25
18 19 20 21 22 23 24
9 8 7 6 5 4 3 2 1
25 16 15 14 13 12 11 10 17
24 23 22 21 20 19 18

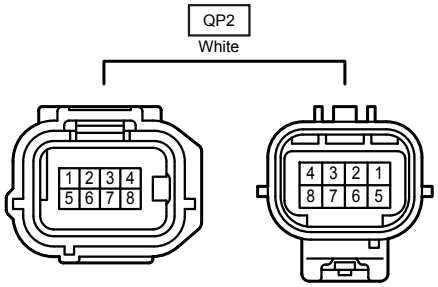
QP2
White
1 2 3 4
5 6 7 8
4 3 2 1
8 7 6 5