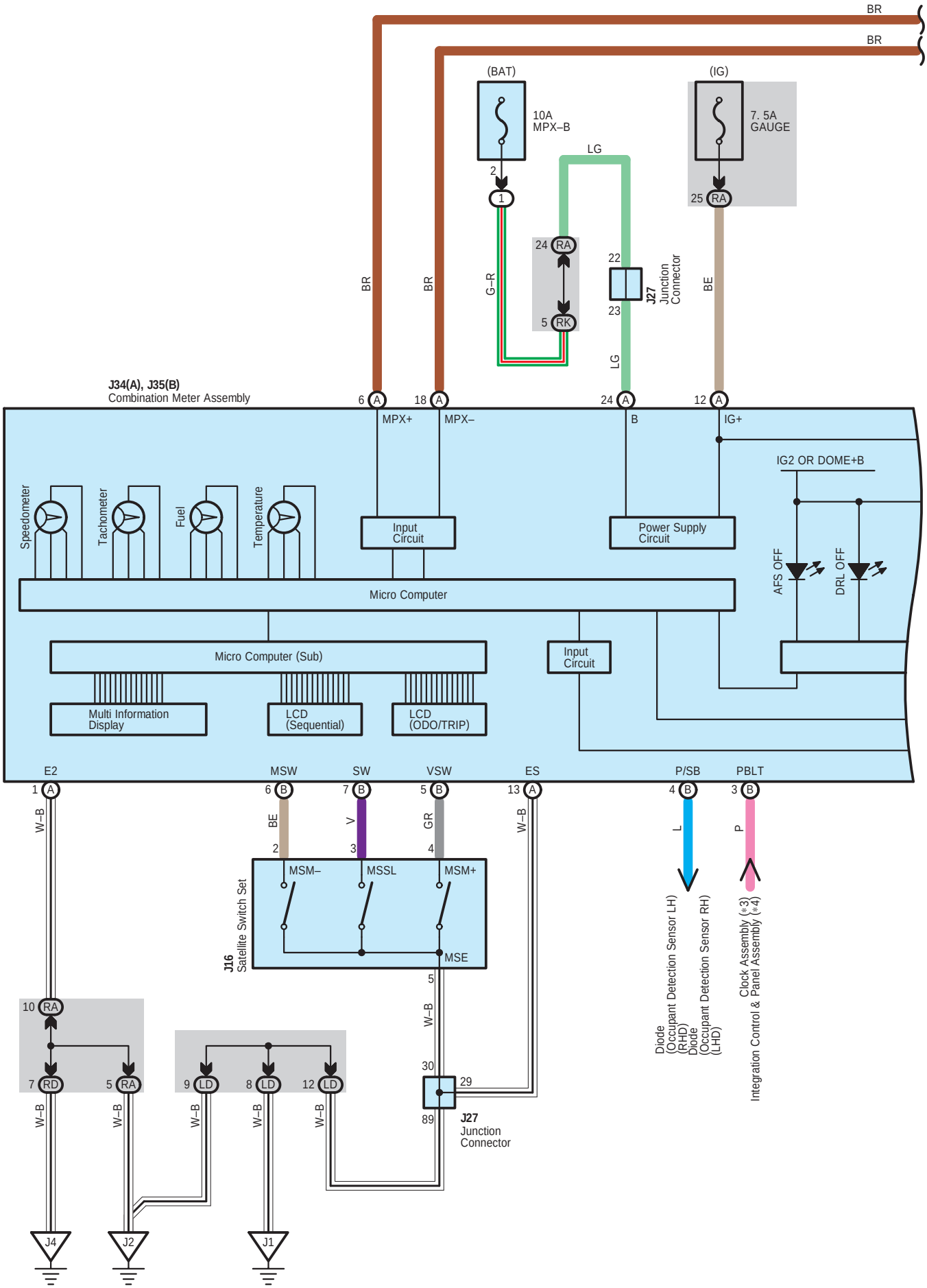
BR
BR
(BAT)
10A
MPX–B
(IG)
7. 5A
GAUGE
LG
2
1
25 RA
24 RA
5 RK
22
23
J27
Junction
Connector
G–R
BE
BR
BR
LG
J34(A), J35(B)
Combination Meter Assembly
6 A
18 A
24 A
12 A
MPX+
MPX–
B
IG+
IG2 OR DOME+B
Speedometer
Tachometer
Fuel
Temperature
Input
Circuit
Power Supply
Circuit
AFS OFF
DRL OFF
Micro Computer
Micro Computer (Sub)
Input
Circuit
Multi Information
Display
LCD
(Sequential)
LCD
(ODO/TRIP)
E2
MSW
SW
VSW
ES
P/SB
PBLT
1 A
6 B
7 B
5 B
13 A
4 B
3 B
W–B
BE
V
GR
W–B
L
P
2
3
4
MSM–
MSSL
MSM+
MSE
J16
Satellite Switch Set
5
W–B
Diode
(Occupant Detection Sensor LH)
(RHD)
Diode
(Occupant Detection Sensor RH)
(LHD)
Clock Assembly (*3)
Integration Control & Panel Assembly (*4)
10 RA
7 RD
5 RA
9 LD
8 LD
12 LD
30
29
89
J27
Junction
Connector
W–B
W–B
W–B
W–B
W–B
J4
J2
J1

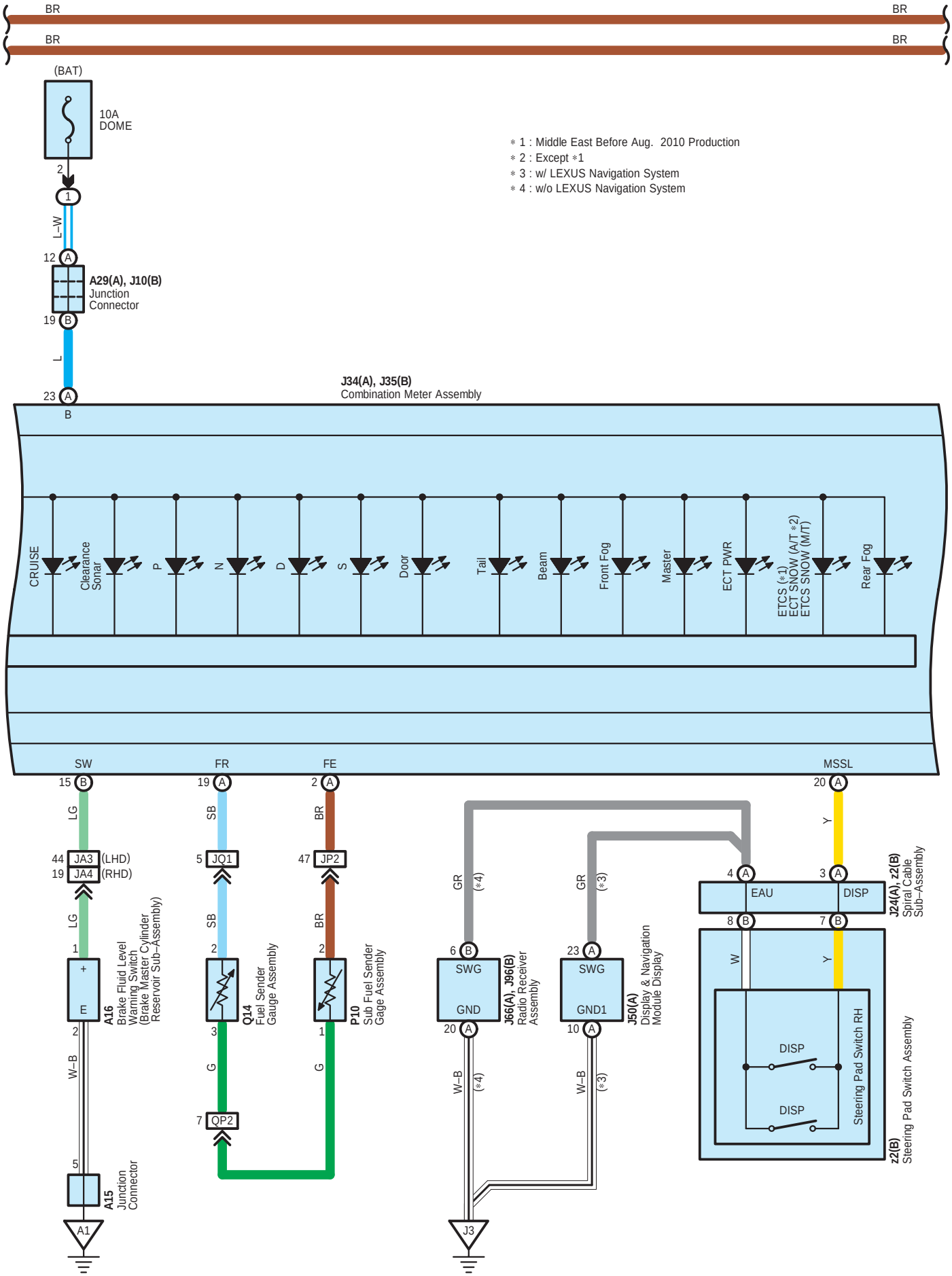
BR
BR
BR
BR
(BAT)
10A
DOME
2
1
L–W
12 A
A29(A), J10(B)
Junction
Connector
19 B
L
23 A
B
J34(A), J35(B)
Combination Meter Assembly
∗1 : Middle East Before Aug. 2010 Production
∗2 : Except ∗1
∗3 : w/ LEXUS Navigation System
∗4 : w/o LEXUS Navigation System
CRUISE
Clearance Sonar
P
N
D
S
Door
Tail
Beam
Front Fog
Master
ECT PWR
ETCS (∗1)
ECT SNOW (A/T ∗2)
ETCS SNOW (M/T)
Rear Fog
SW
FR
FE
MSSL
15 B
LG
44 JA3 (LHD)
19 JA4 (RHD)
LG
1
+
E
A16
Brake Fluid Level Warning Switch (Brake Master Cylinder Reservoir Sub–Assembly)
2
W–B
5
A15
Junction Connector
A1
19 A
SB
5 JQ1
SB
2
Q14
Fuel Sender Gauge Assembly
3
G
7 QP2
2 A
BR
47 JP2
BR
2
P10
Sub Fuel Sender Gage Assembly
1
G
GR
(∗4)
6 B
SWG
GND
J66(A), J96(B)
Radio Receiver Assembly
20 A
W–B
(∗4)
J3
GR
(∗3)
23 A
SWG
GND1
J50(A)
Display & Navigation Module Display
10 A
W–B
(∗3)
20 A
Y
4 A
EAU
3 A
DISP
J24(A), z2(B)
Spiral Cable Sub–Assembly
8 B
7 B
W
Y
DISP
DISP
Steering Pad Switch RH
z2(B)
Steering Pad Switch Assembly

BR
BR
BR
BR

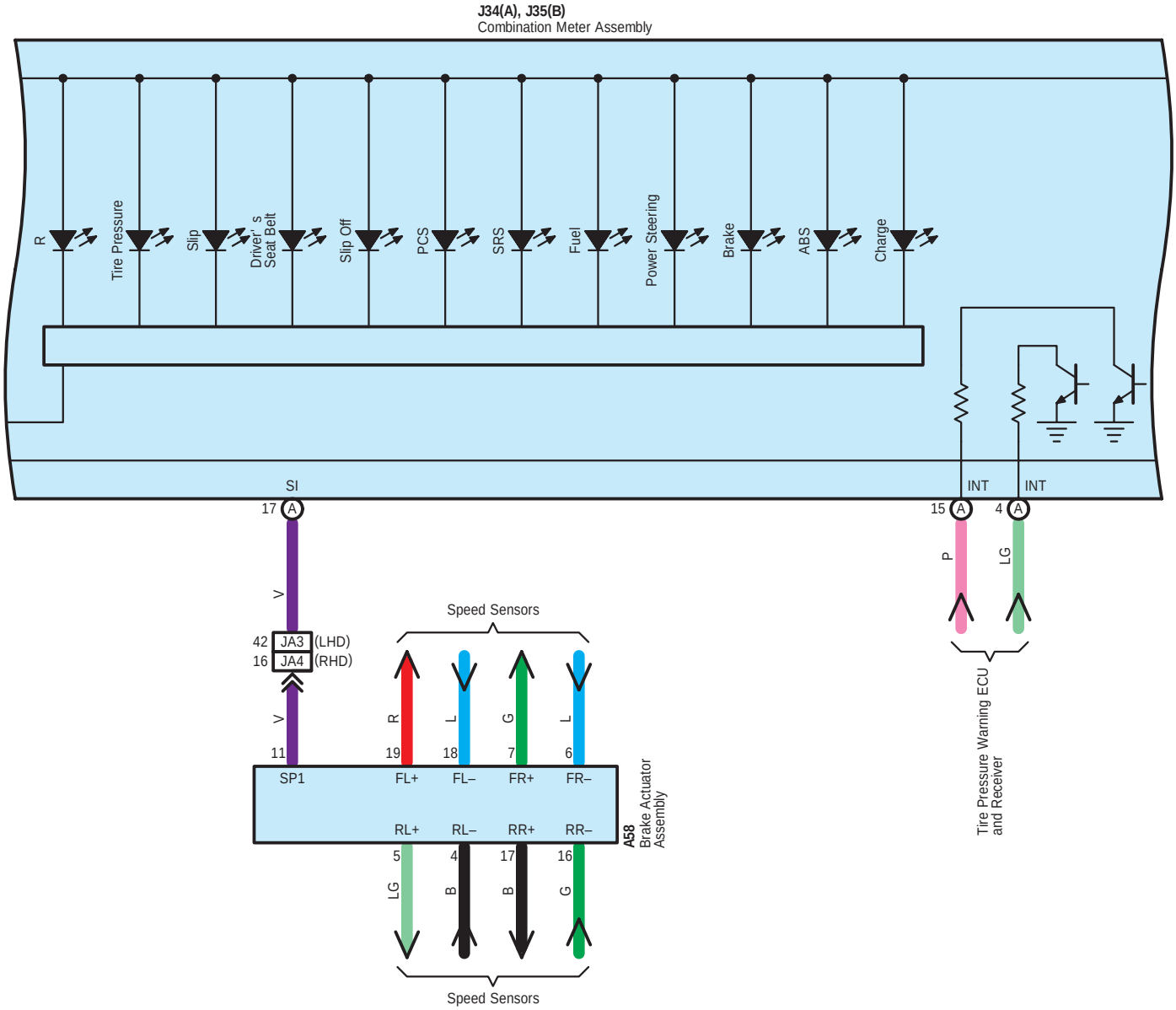
J34(A), J35(B)
Combination Meter Assembly
R
Tire Pressure
Slip
Driver's Seat Belt
Slip Off
PCS
SRS
Fuel
Power Steering
Brake
ABS
Charge
SI
17 A
V
42 JA3 (LHD)
16 JA4 (RHD)
V
11
SP1
Speed Sensors
R
L
G
L
19
18
7
6
FL+
FL–
FR+
FR–
RL+
RL–
RR+
RR–
5
4
17
16
LG
B
B
G
Speed Sensors
A58 Brake Actuator Assembly
INT
INT
15 A
4 A
P
LG
Tire Pressure Warning ECU and Receiver

∗ 3 : w/ LEXUS Navigation System
∗ 4 : w/o LEXUS Navigation System

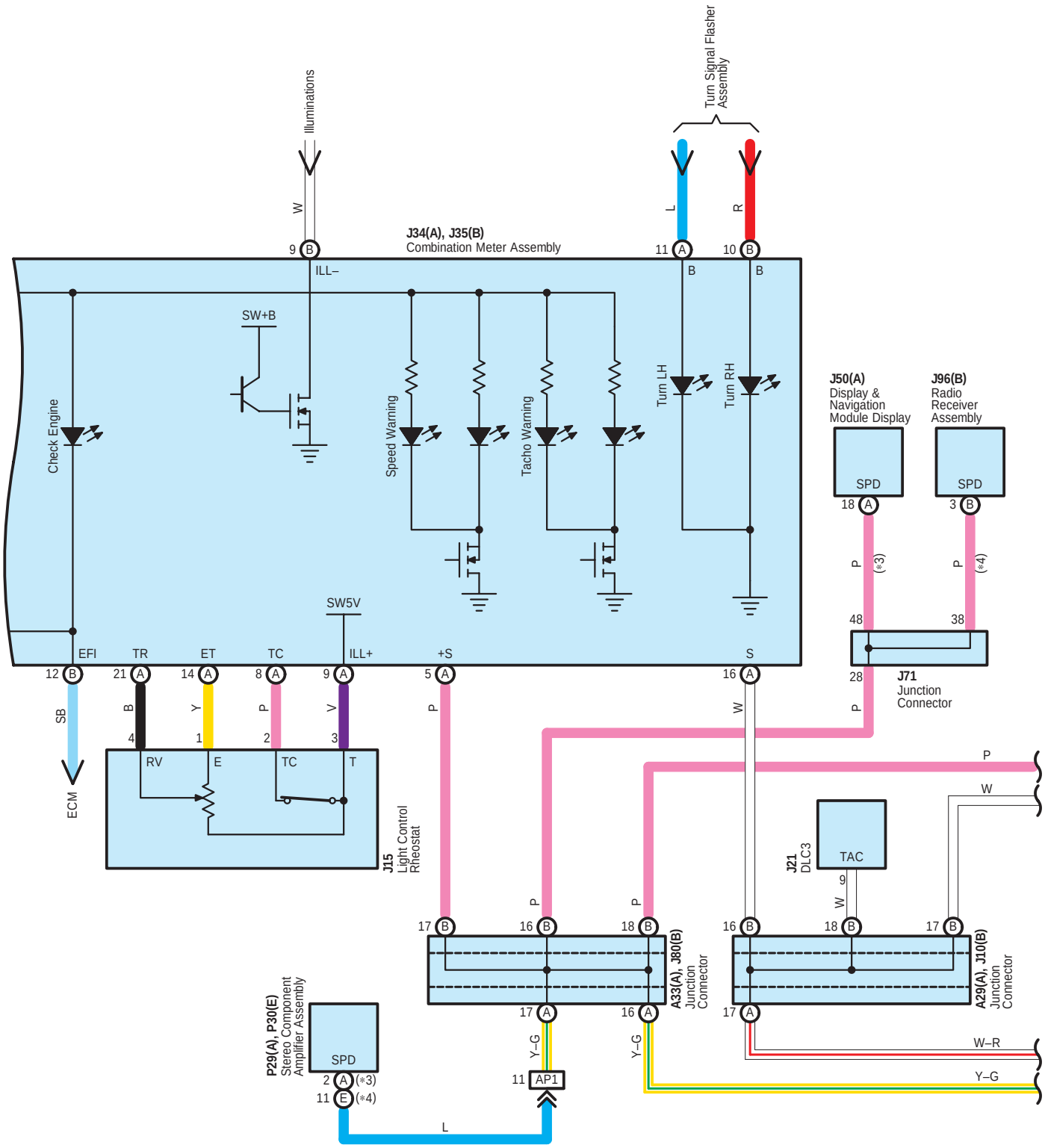

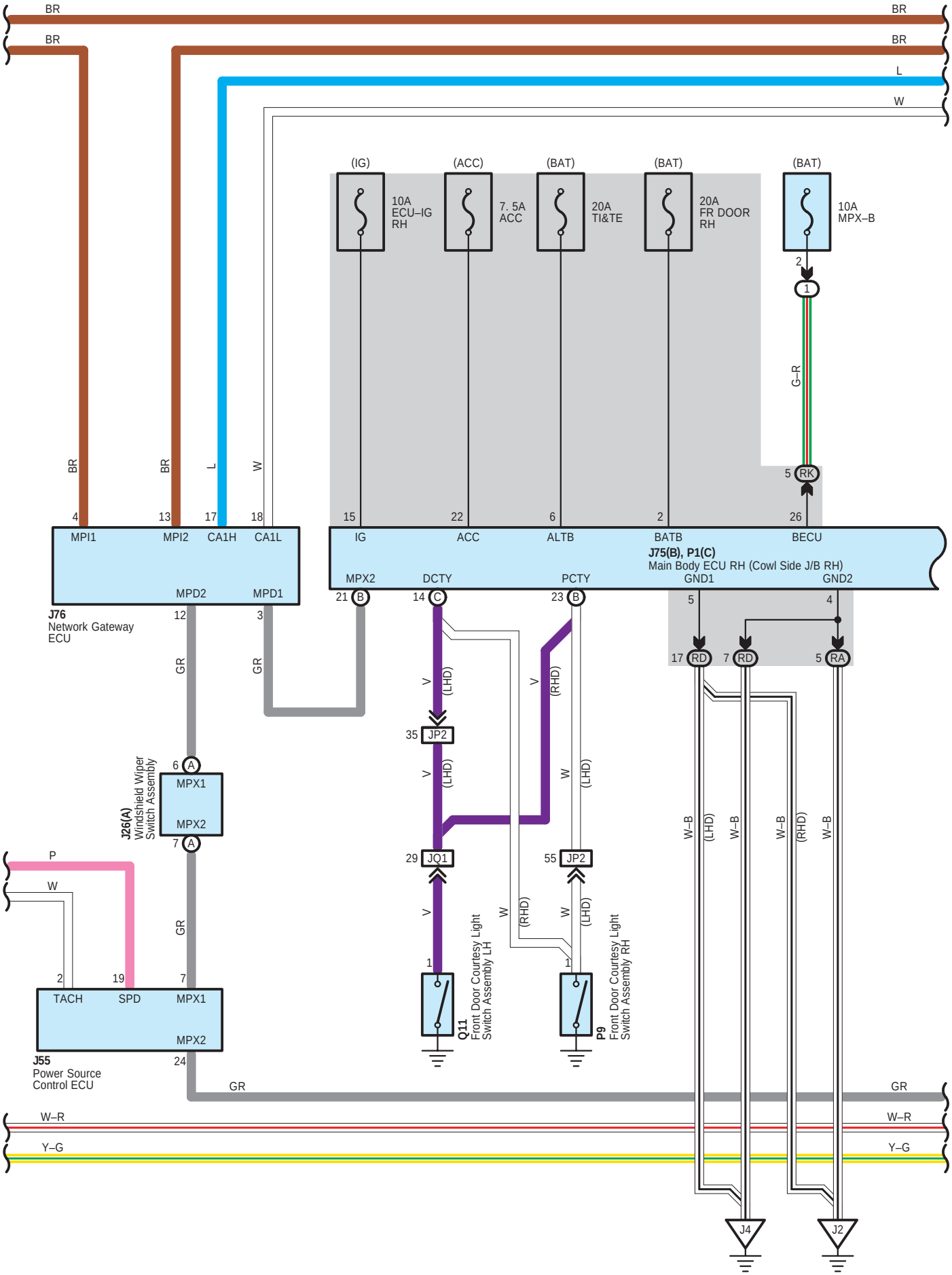
BR
BR
BR
BR
L
W
(IG)
(ACC)
(BAT)
(BAT)
(BAT)
10A
ECU–IG
RH
7. 5A
ACC
20A
TI&TE
20A
FR DOOR
RH
10A
MPX–B
2
1
G–R
5 RK
BR
BR
L
W
4
13
17
18
15
22
6
2
26
MPI1
MPI2
CA1H
CA1L
IG
ACC
ALTB
BATB
BECU
J75(B), P1(C)
Main Body ECU RH (Cowl Side J/B RH)
MPX2
DCTY
PCTY
GND1
GND2
MPD2
MPD1
21 B
14 C
23 B
5
4
J76
Network Gateway
ECU
12
3
GR
GR
17 RD
7 RD
5 RA
V
(LHD)
V
(RHD)
35 JP2
V
(LHD)
W
(LHD)
J26(A)
Windshield Wiper
Switch Assembly
6 A
MPX1
MPX2
7 A
W–B
(LHD)
W–B
W–B
(RHD)
W–B
P
W
29 JQ1
55 JP2
V
W
(RHD)
W
(LHD)
GR
2
19
7
1
1
TACH
SPD
MPX1
MPX2
Q11
Front Door Courtesy Light
Switch Assembly LH
P9
Front Door Courtesy Light
Switch Assembly RH
J55
Power Source
Control ECU
24
GR
GR
W–R
W–R
Y–G
Y–G
J4
J2

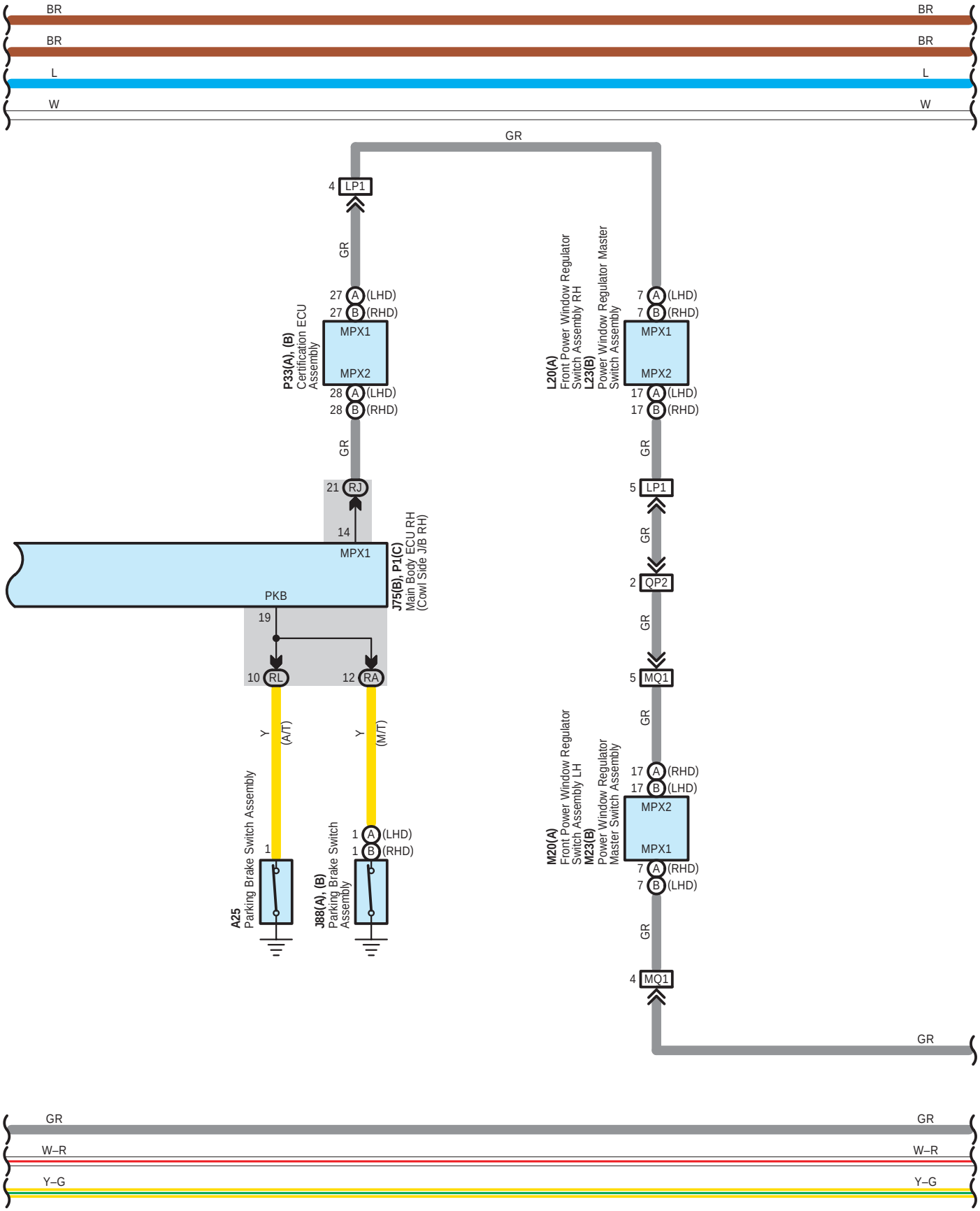
BR
BR
L
W
GR
4 LP1
GR
27 A (LHD)
27 B (RHD)
P33(A), (B)
Certification ECU
Assembly
MPX1
MPX2
28 A (LHD)
28 B (RHD)
GR
21 RJ
14
MPX1
J75(B), P1(C)
Main Body ECU RH
(Cowl Side J/B RH)
PKB
19
10 RL
12 RA
Y
(A/T)
Y
(M/T)
1
A25
Parking Brake Switch Assembly
1 A (LHD)
1 B (RHD)
J88(A), (B)
Parking Brake Switch
Assembly
L20(A)
Front Power Window Regulator
Switch Assembly RH
L23(B)
Power Window Regulator Master
Switch Assembly
7 A (LHD)
7 B (RHD)
MPX1
MPX2
17 A (LHD)
17 B (RHD)
GR
5 LP1
GR
2 QP2
GR
5 MQ1
GR
M20(A)
Front Power Window Regulator
Switch Assembly LH
M23(B)
Power Window Regulator
Master Switch Assembly
17 A (RHD)
17 B (LHD)
MPX2
MPX1
7 A (RHD)
7 B (LHD)
GR
4 MQ1
GR
GR
W–R
Y–G

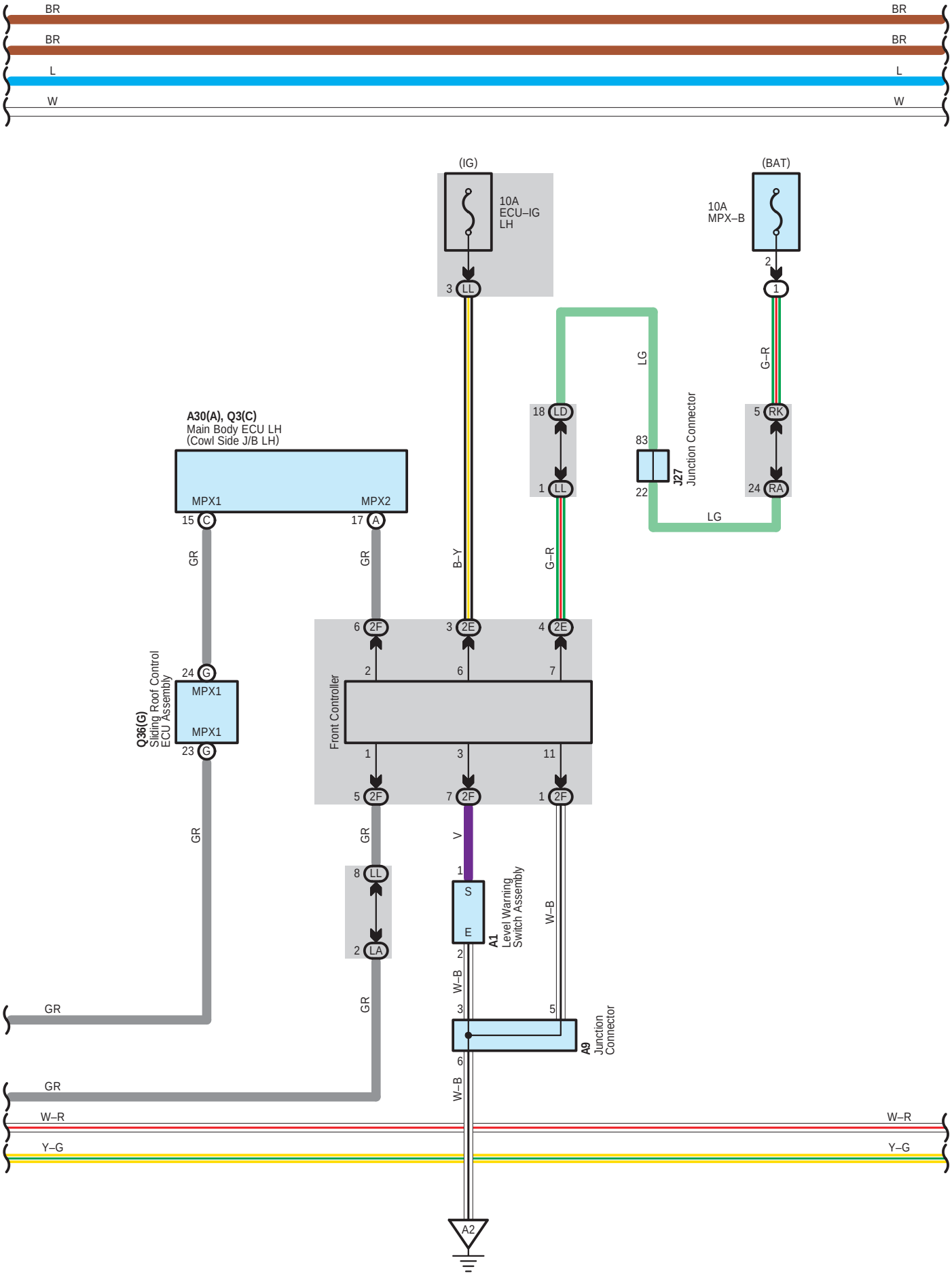
BR
BR
L
W
(IG)
10A
ECU–IG
LH
3 LL
(BAT)
10A
MPX–B
2
1
G–R
LG
18 LD
1 LL
83
22
J27
Junction Connector
5 RK
24 RA
LG
A30(A), Q3(C)
Main Body ECU LH
(Cowl Side J/B LH)
MPX1
MPX2
15 C
17 A
GR
GR
B–Y
G–R
6 2F
3 2E
4 2E
2
6
7
Q36(G)
Sliding Roof Control
ECU Assembly
24 G
MPX1
MPX1
23 G
Front Controller
1
3
11
5 2F
7 2F
1 2F
GR
GR
V
8 LL
2 LA
1
S
E
A1
Level Warning
Switch Assembly
W–B
2
W–B
3
5
A9
Junction
Connector
6
W–B
GR
GR
GR
W–R
W–R
Y–G
Y–G
A2

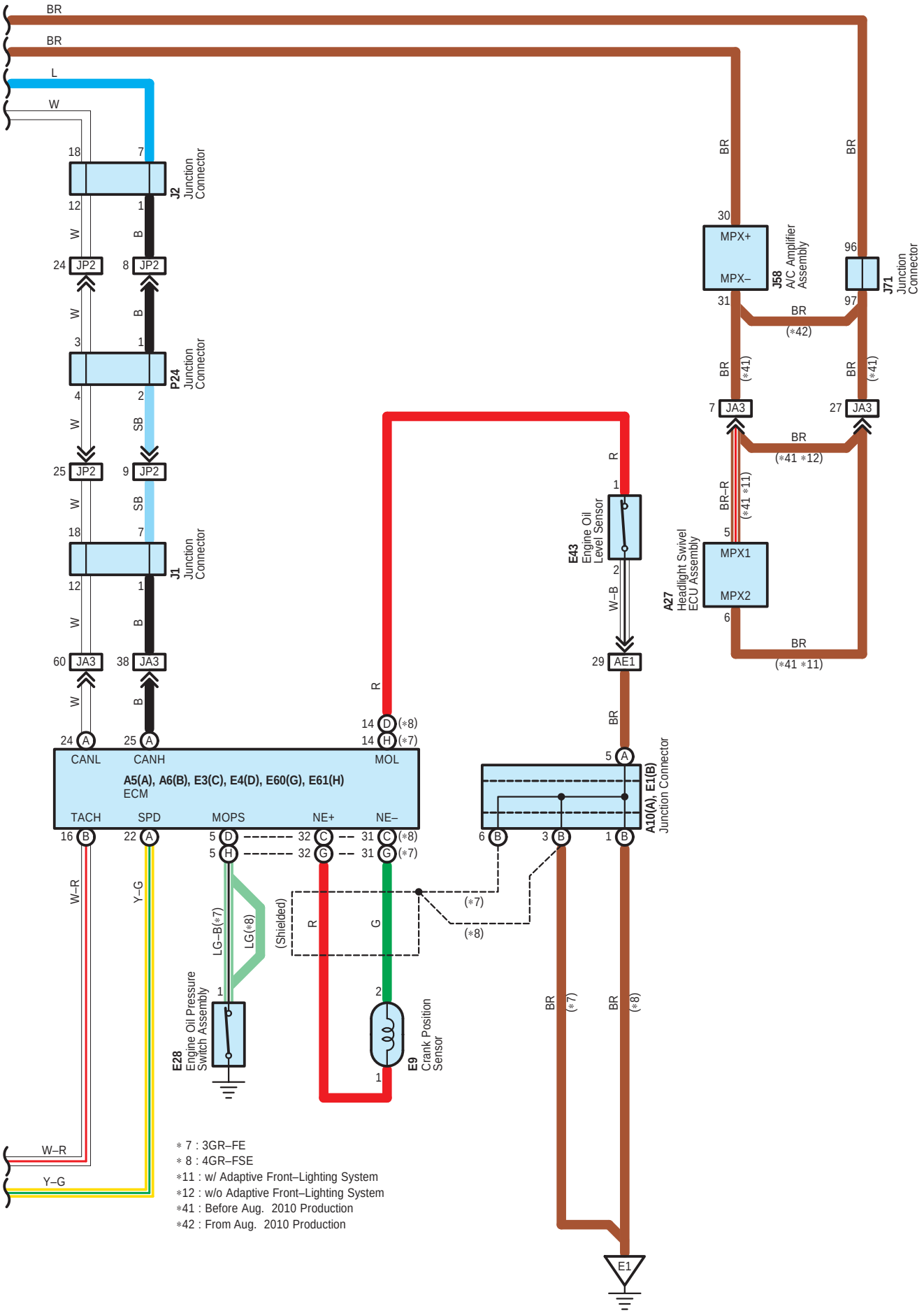
BR
BR
L
W
J2 Junction Connector
JP2
P24 Junction Connector
J1 Junction Connector
JA3
CANL
CANH
MOL
A5(A), A6(B), E3(C), E4(D), E60(G), E61(H)
ECM
TACH
SPD
MOPS
NE+
NE–
W–R
Y–G
LG–B(*7)
LG(*8)
(Shielded)
E28 Engine Oil Pressure Switch Assembly
E9 Crank Position Sensor
E43 Engine Oil Level Sensor
W–B
AE1
A10(A), E1(B) Junction Connector
MPX+
MPX–
J58 A/C Amplifier Assembly
J71 Junction Connector
(*42)
(*41)
(*41 *12)
BR–R
(*41 *11)
A27 Headlight Swivel ECU Assembly
MPX1
MPX2
E1
* 7 : 3GR–FE
* 8 : 4GR–FSE
*11 : w/ Adaptive Front–Lighting System
*12 : w/o Adaptive Front–Lighting System
*41 : Before Aug. 2010 Production
*42 : From Aug. 2010 Production

A 1
Black

A 5
White

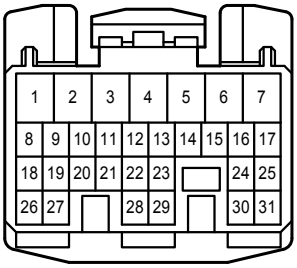

A 6
White

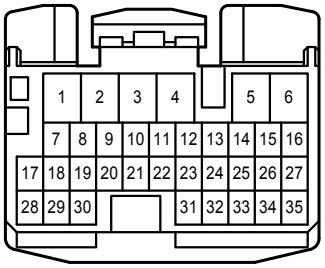

A 9
White

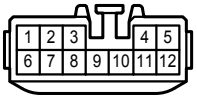

A 10
Gray

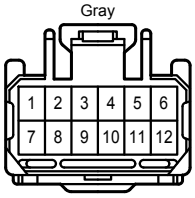

A 15
White

A 16
Gray

A 25
Black

A 27
White

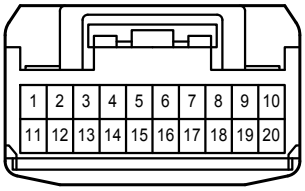

A 29
Black

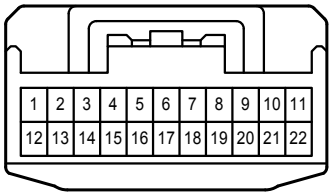

A 30
White

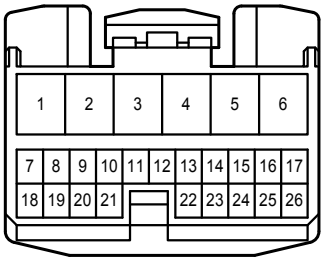

A 33
Black

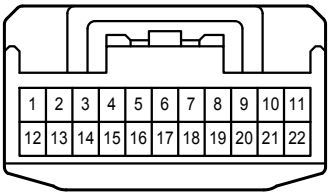

A 58
Black

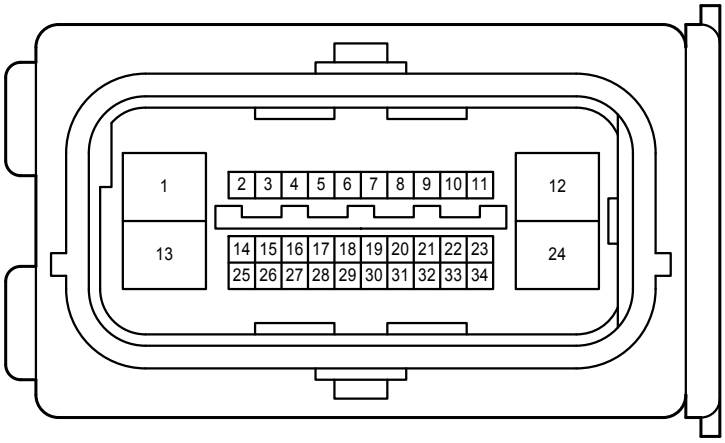

E 1
Gray

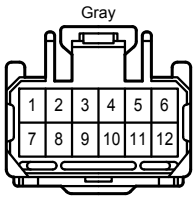

E 3
White

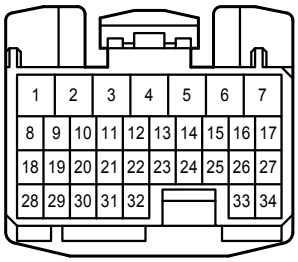

E 4
White

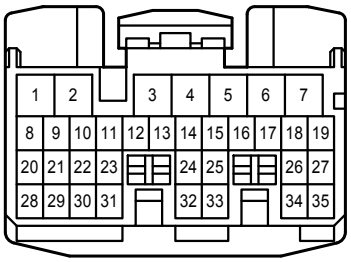

E 9
Black



E 28
Gray

E 43
Gray

E 60
White

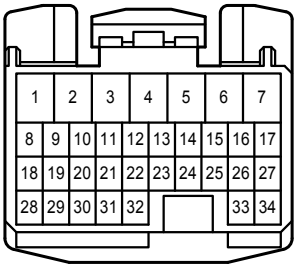

E 61
White

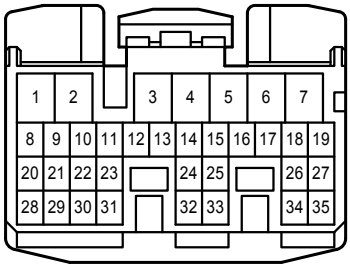

J 1
Gray

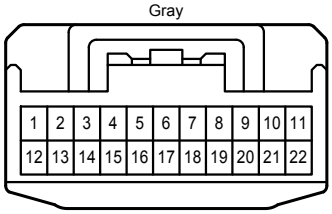

J 2
Gray

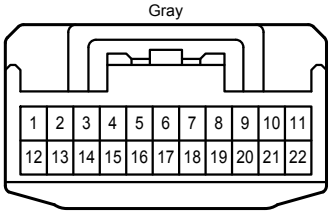

J 10
Black

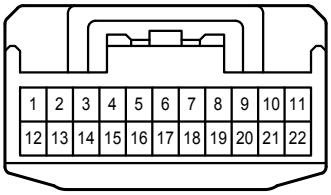

J 15
White

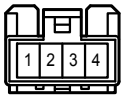

J 16
Blue

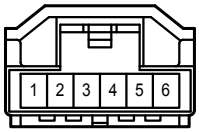

J 21
White

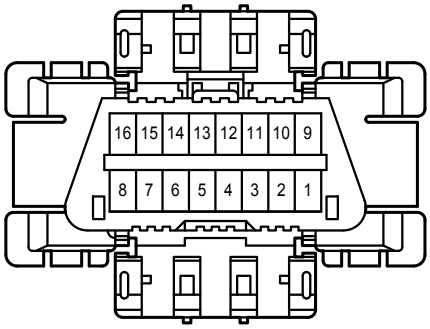

J 24
Black



J 26
White

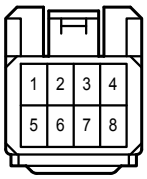

J 27
White

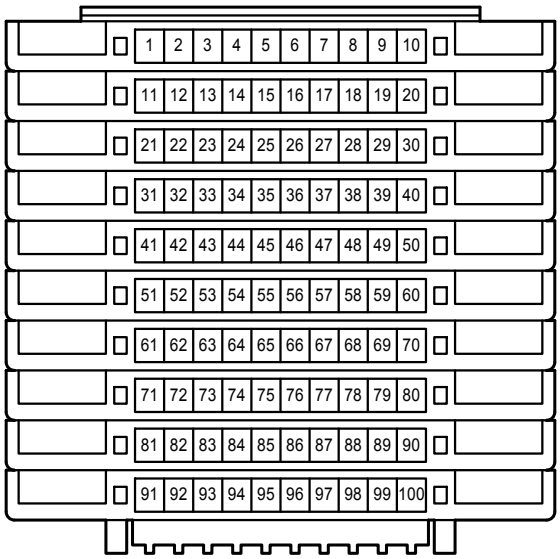

J 34
Black

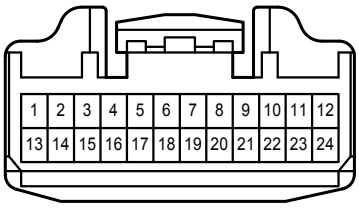

J 35
Black

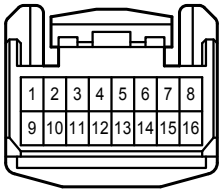

J 50
White

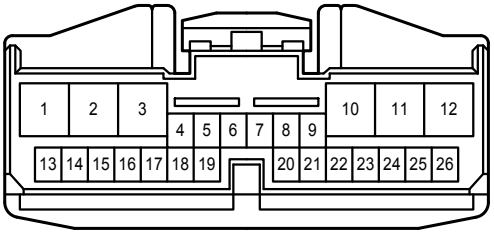

J 55
White

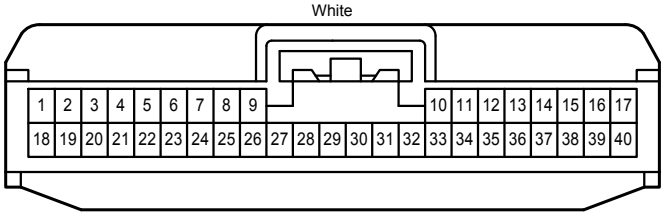

J 58
White

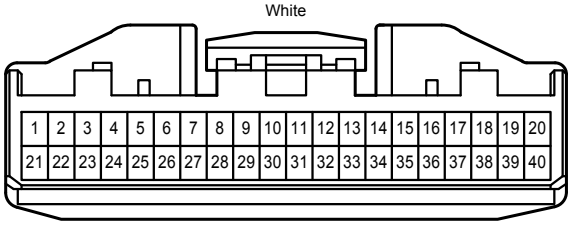

J 66
White

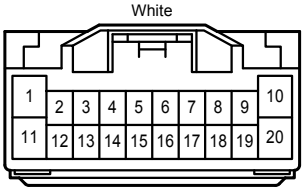

J 71
White

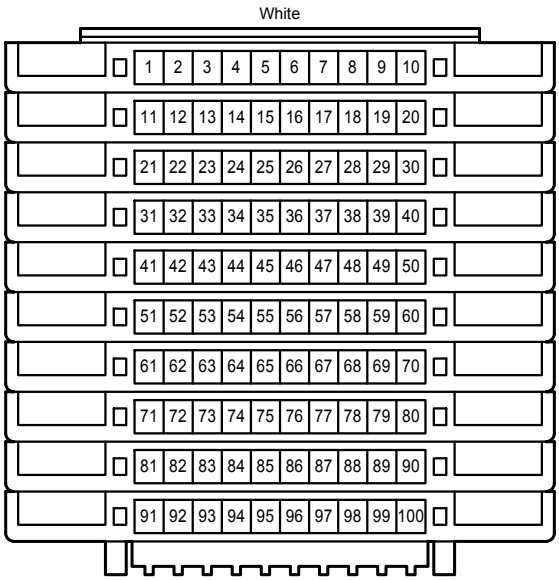

J 75
White

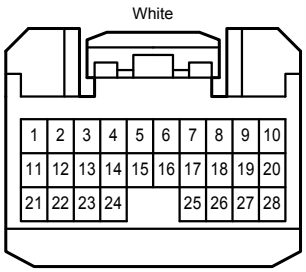

J 76
White

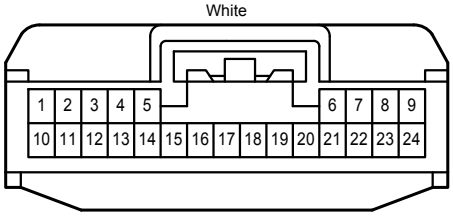

J 80
Black

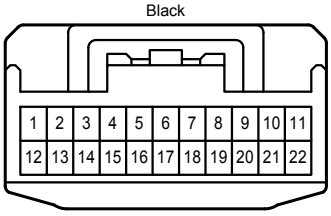

J 88
Black

(RHD)

J 88
Brown

(LHD)

J 96
White

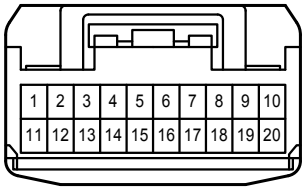

L 20
White

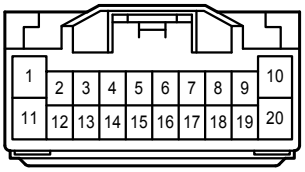

L 23
White

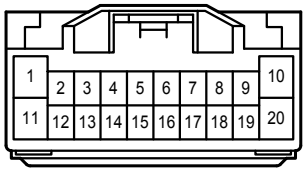

M 20
White

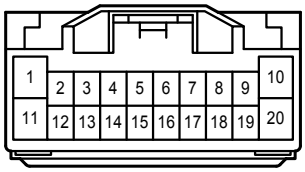

M 23
White

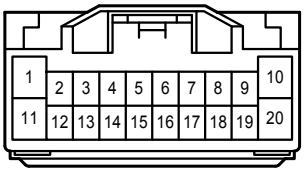

P 1
White

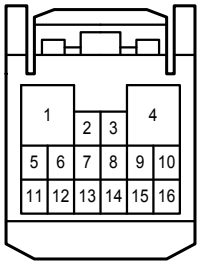

P 9
White

P 10
White



P 24
Gray

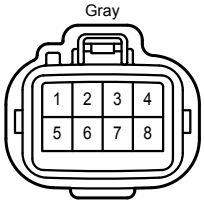

P 29
White

P 30
White

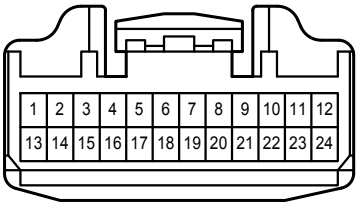

P 33
White

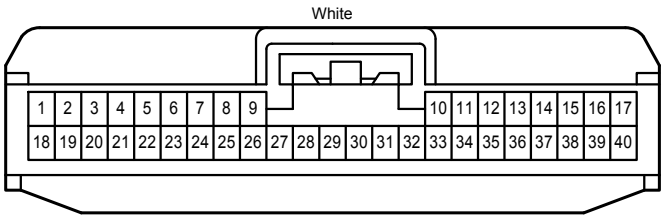

Q 3
White

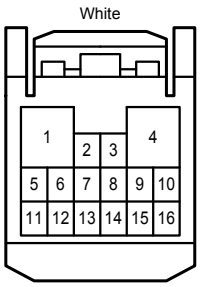

Q 11
White

Q 14
White

Q 36
Black

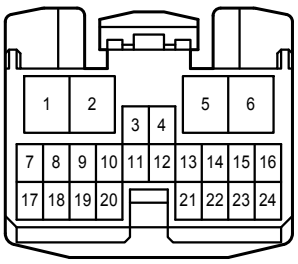

z 2
White

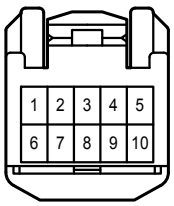

2E
Black



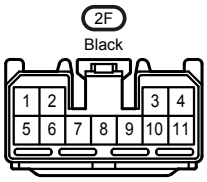
2F
Black
1 2 3 4
5 6 7 8 9 10 11

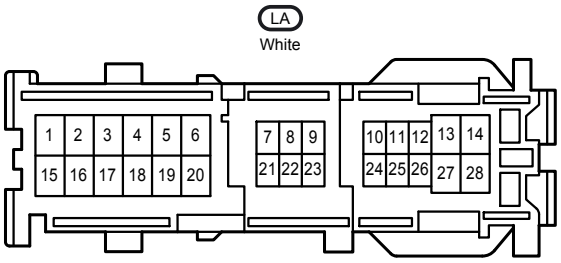
LA
White
1 2 3 4 5 6
15 16 17 18 19 20
7 8 9
21 22 23
10 11 12 13 14
24 25 26 27 28

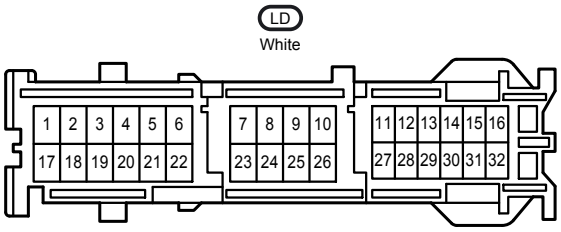
LD
White
1 2 3 4 5 6
17 18 19 20 21 22
7 8 9 10
23 24 25 26
11 12 13 14 15 16
27 28 29 30 31 32

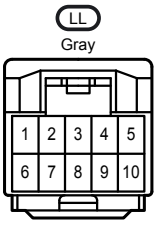
LL
Gray
1 2 3 4 5
6 7 8 9 10

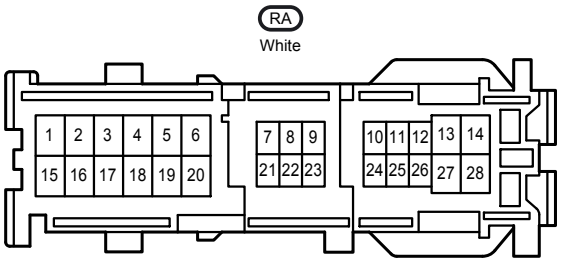
RA
White
1 2 3 4 5 6
15 16 17 18 19 20
7 8 9
21 22 23
10 11 12 13 14
24 25 26 27 28

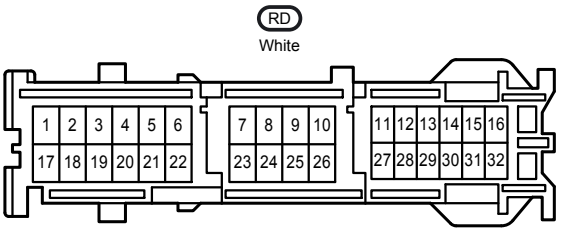
RD
White
1 2 3 4 5 6
17 18 19 20 21 22
7 8 9 10
23 24 25 26
11 12 13 14 15 16
27 28 29 30 31 32

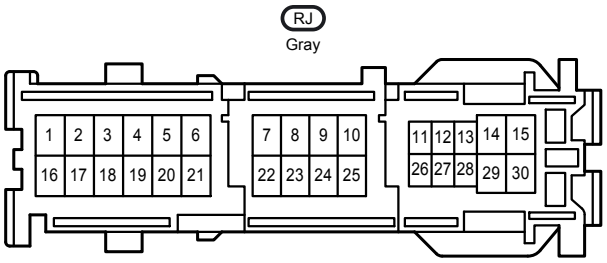
RJ
Gray
1 2 3 4 5 6
16 17 18 19 20 21
7 8 9 10
22 23 24 25
11 12 13 14 15
26 27 28 29 30


RK
Gray
1 2 3 4 5
6 7 8 9 10

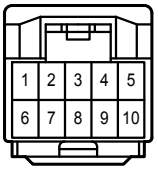
RL
Gray
1 2 3 4 5
6 7 8 9 10

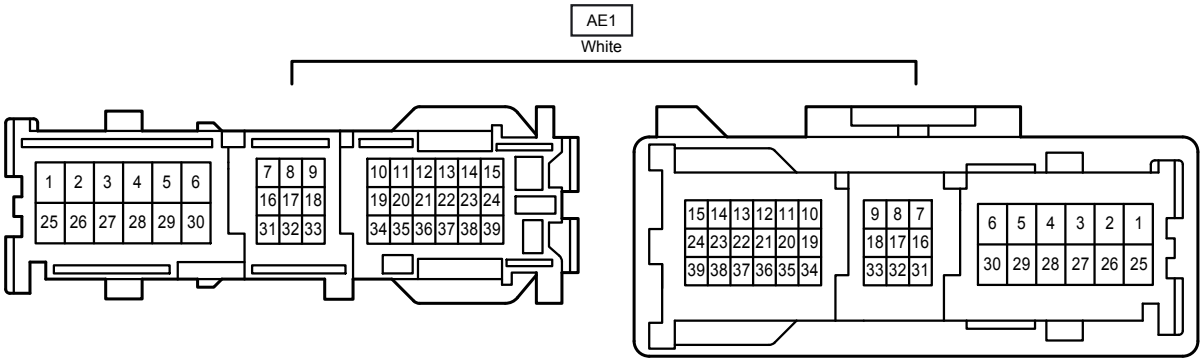
AE1
White
1 2 3 4 5 6
25 26 27 28 29 30
7 8 9
16 17 18
31 32 33
10 11 12 13 14 15
19 20 21 22 23 24
34 35 36 37 38 39
15 14 13 12 11 10
24 23 22 21 20 19
39 38 37 36 35 34
9 8 7
18 17 16
33 32 31
6 5 4 3 2 1
30 29 28 27 26 25

AP1
White

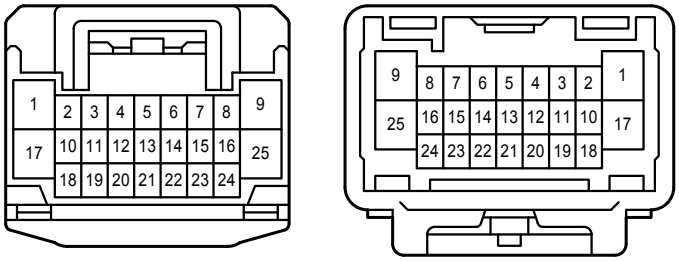

JA3
White

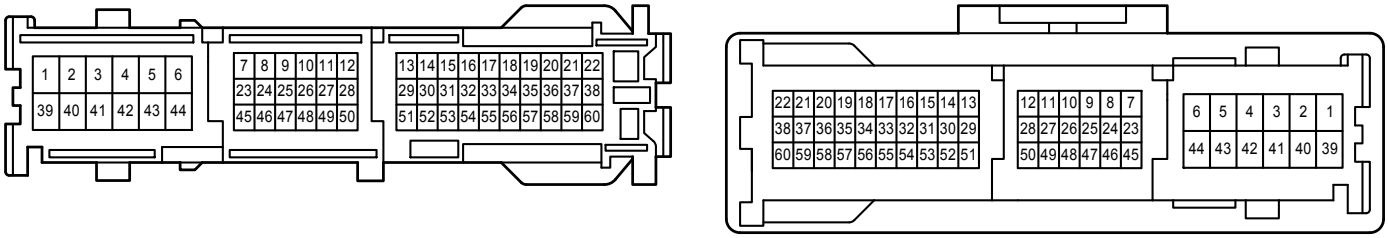

JA4
White

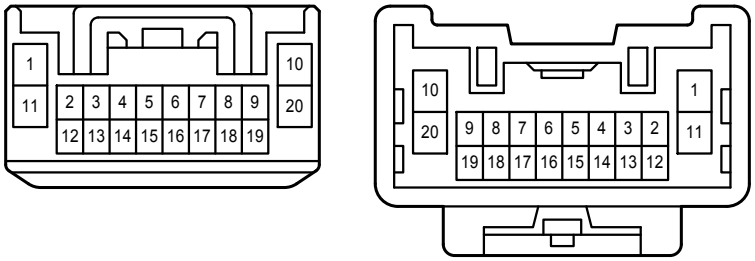

JP2
White

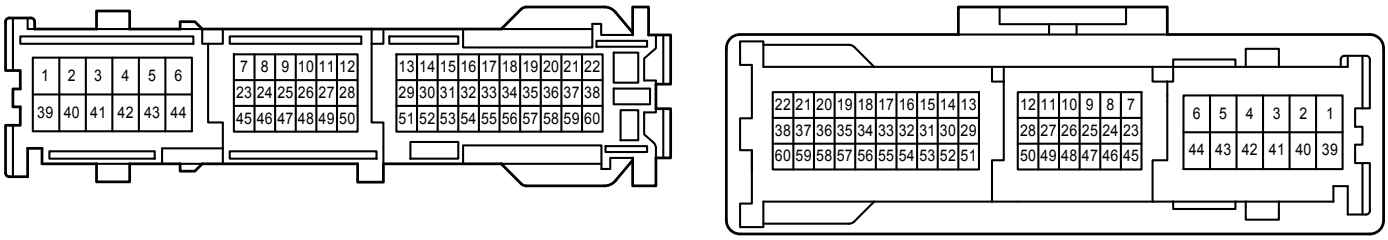

JQ1
White

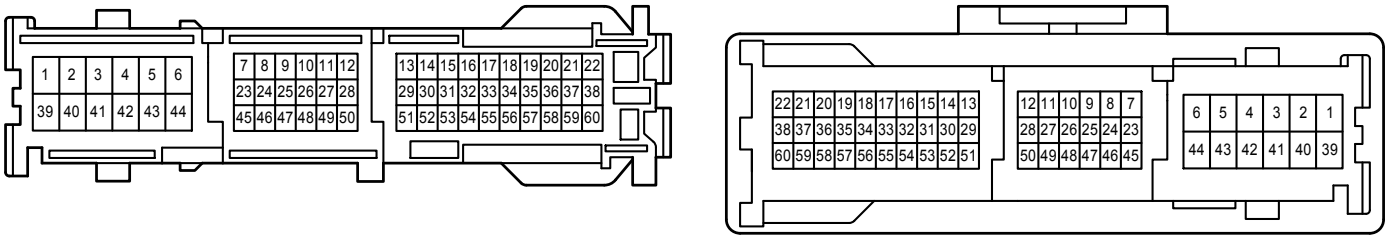

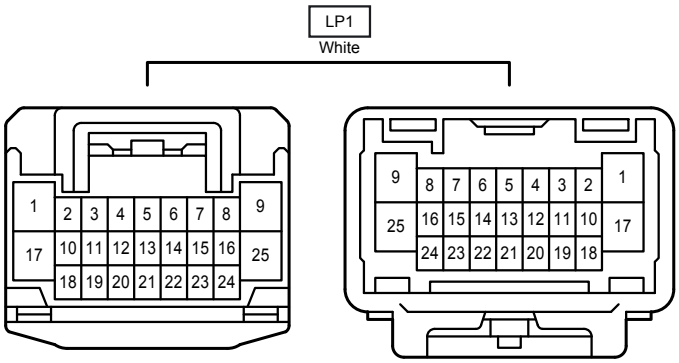
LP1
White
1 2 3 4 5 6 7 8 9
17 10 11 12 13 14 15 16 25
18 19 20 21 22 23 24
9 8 7 6 5 4 3 2 1
25 16 15 14 13 12 11 10 17
24 23 22 21 20 19 18

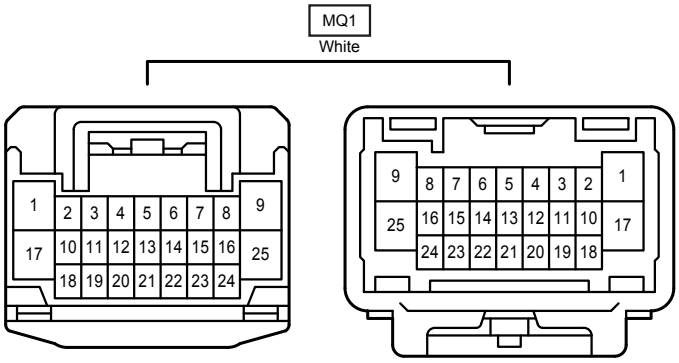
MQ1
White
1 2 3 4 5 6 7 8 9
17 10 11 12 13 14 15 16 25
18 19 20 21 22 23 24
9 8 7 6 5 4 3 2 1
25 16 15 14 13 12 11 10 17
24 23 22 21 20 19 18

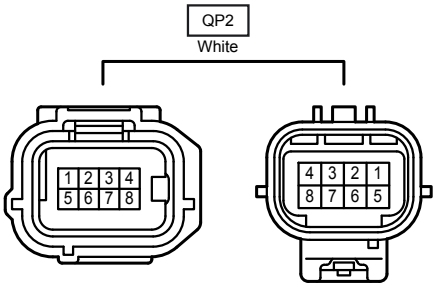
QP2
White
1 2 3 4
5 6 7 8
4 3 2 1
8 7 6 5