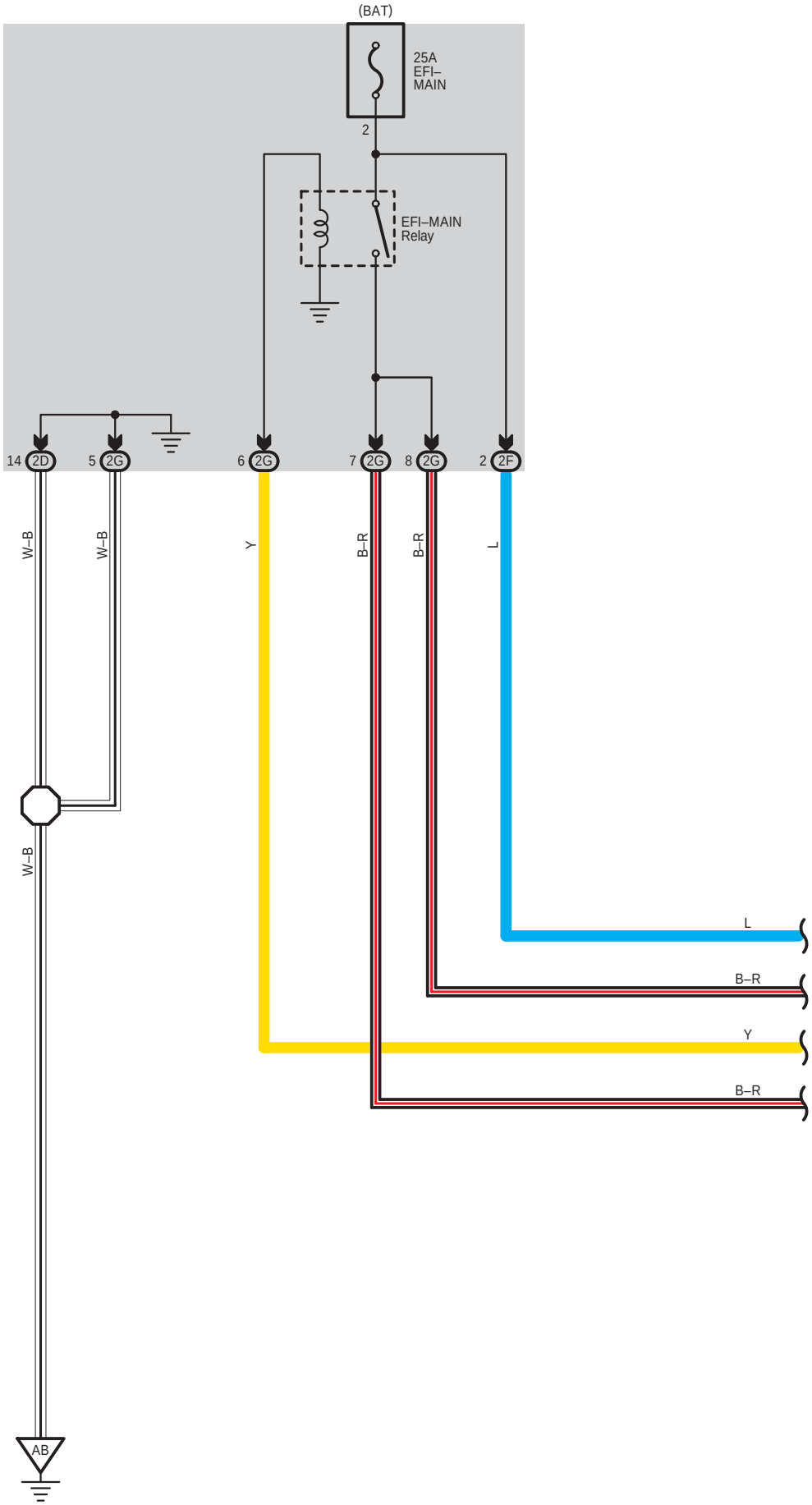
(BAT)
25A
EFI–
MAIN
2
EFI–MAIN
Relay
14 2D
5 2G
6 2G
7 2G
8 2G
2 2F
W–B
W–B
Y
B–R
B–R
L
W–B
L
B–R
Y
B–R
AB

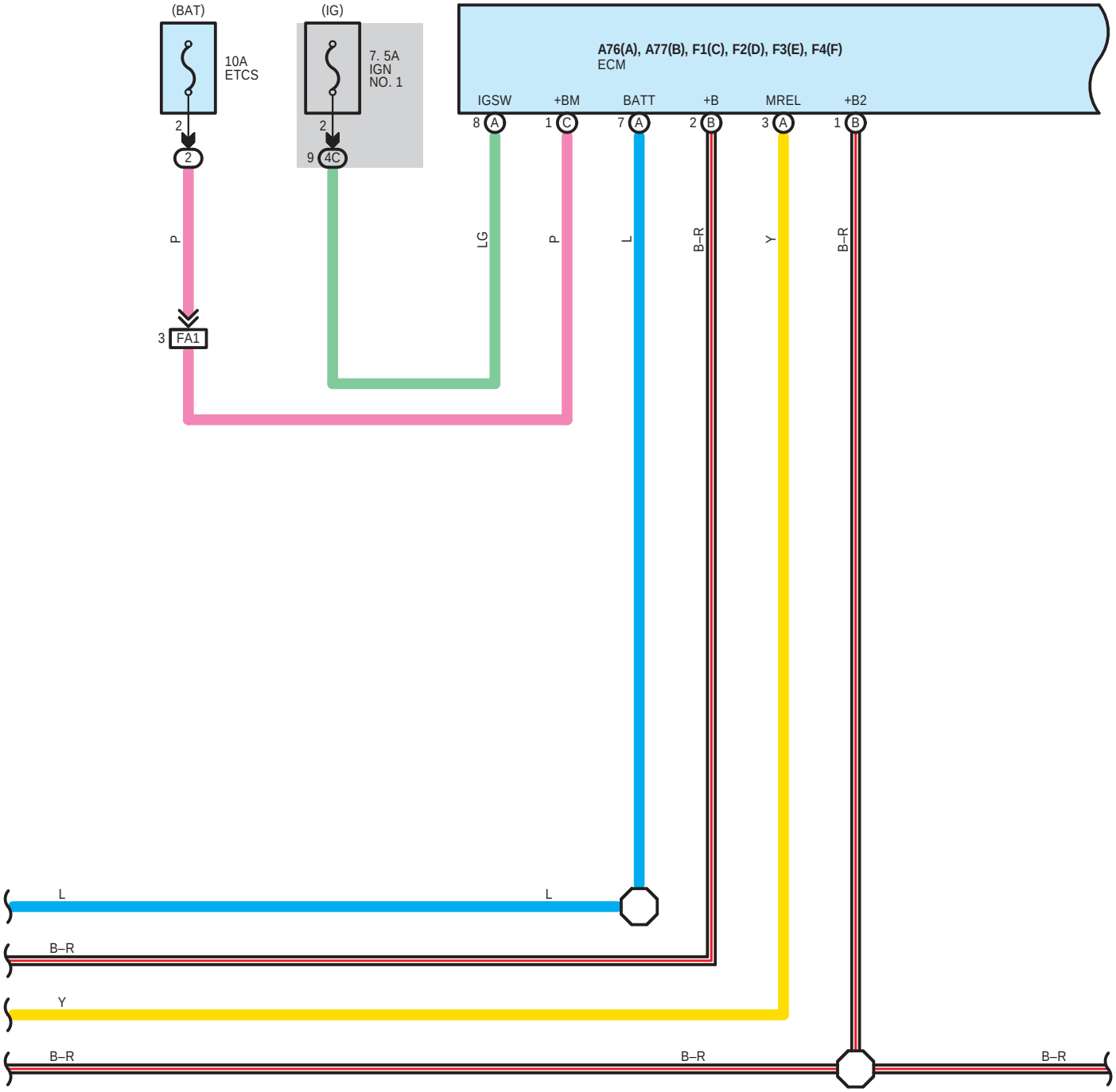
(BAT)
10A
ETCS
2
2
P
3
FA1
(IG)
7. 5A
IGN
NO. 1
2
9
4C
LG
A76(A), A77(B), F1(C), F2(D), F3(E), F4(F)
ECM
IGSW
+BM
BATT
+B
MREL
+B2
8 A
1 C
7 A
2 B
3 A
1 B
P
L
B–R
Y
B–R
L
L
B–R
Y
B–R
B–R
B–R

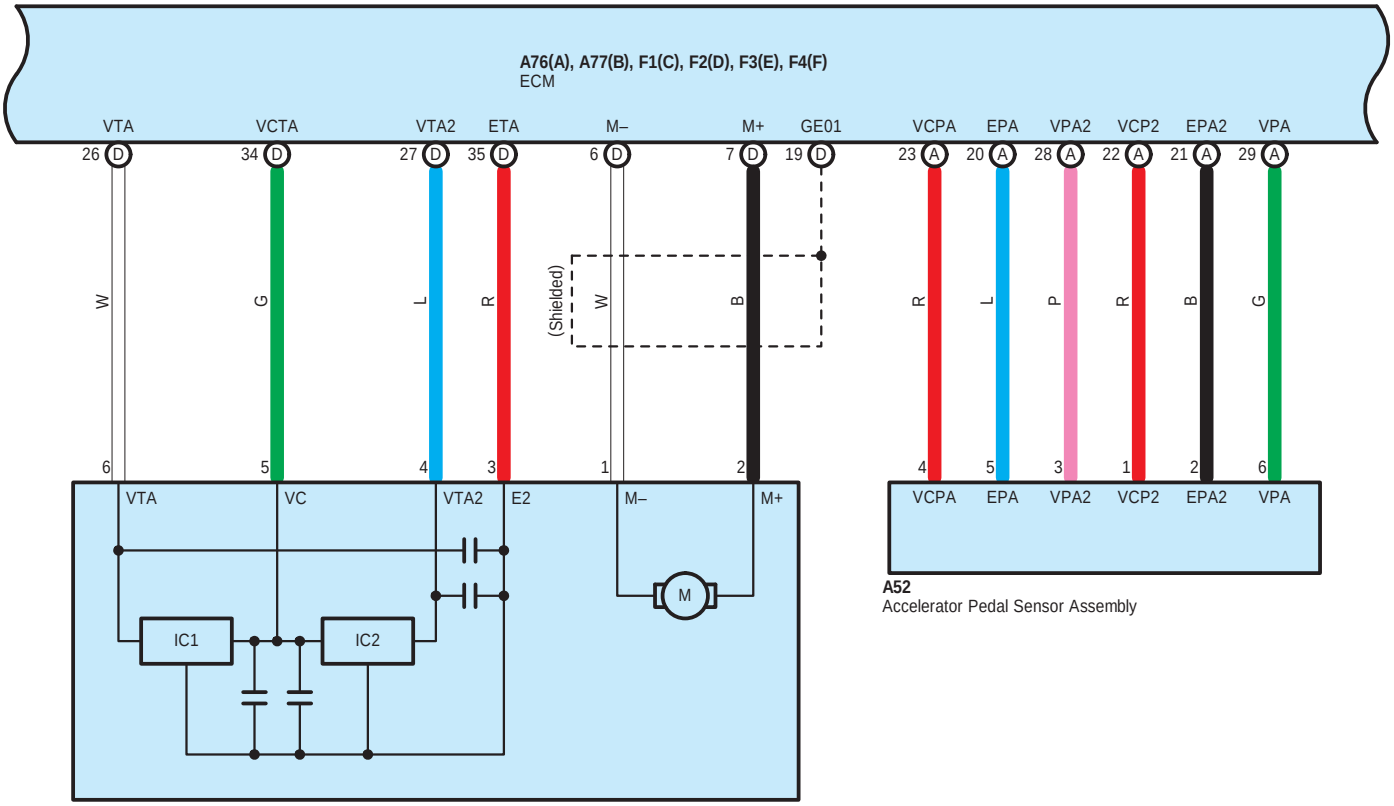
A76(A), A77(B), F1(C), F2(D), F3(E), F4(F)
ECM
VTA
VCTA
VTA2
ETA
M–
M+
GE01
VCPA
EPA
VPA2
VCP2
EPA2
VPA
26 D
34 D
27 D
35 D
6 D
7 D
19 D
23 A
20 A
28 A
22 A
21 A
29 A
W
G
L
R
(Shielded)
W
B
R
L
P
R
B
G
6
5
4
3
1
2
4
5
3
1
2
6
VTA
VC
VTA2
E2
M–
M+
IC1
IC2
M
VCPA
EPA
VPA2
VCP2
EPA2
VPA
A52
Accelerator Pedal Sensor Assembly
F21
Throttle Body with Motor Assembly

B–R
B–R

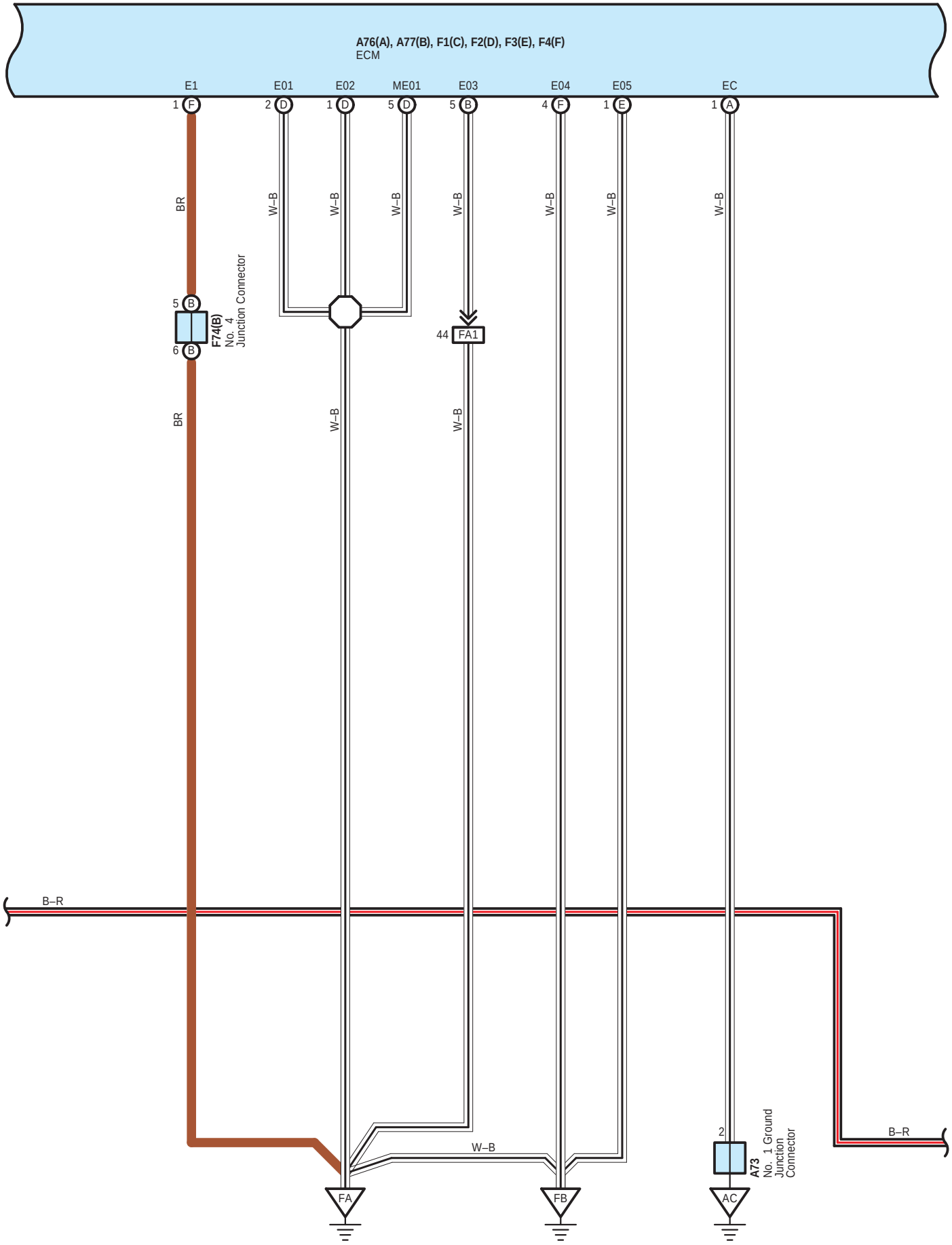
A76(A), A77(B), F1(C), F2(D), F3(E), F4(F)
ECM
E1
E01
E02
ME01
E03
E04
E05
EC
1 F
2 D
1 D
5 D
5 B
4 F
1 E
1 A
BR
W–B
5 B
6 B
F74(B)
No. 4
Junction Connector
44 FA1
B–R
2
A73
No. 1 Ground
Junction
Connector
FA
FB
AC

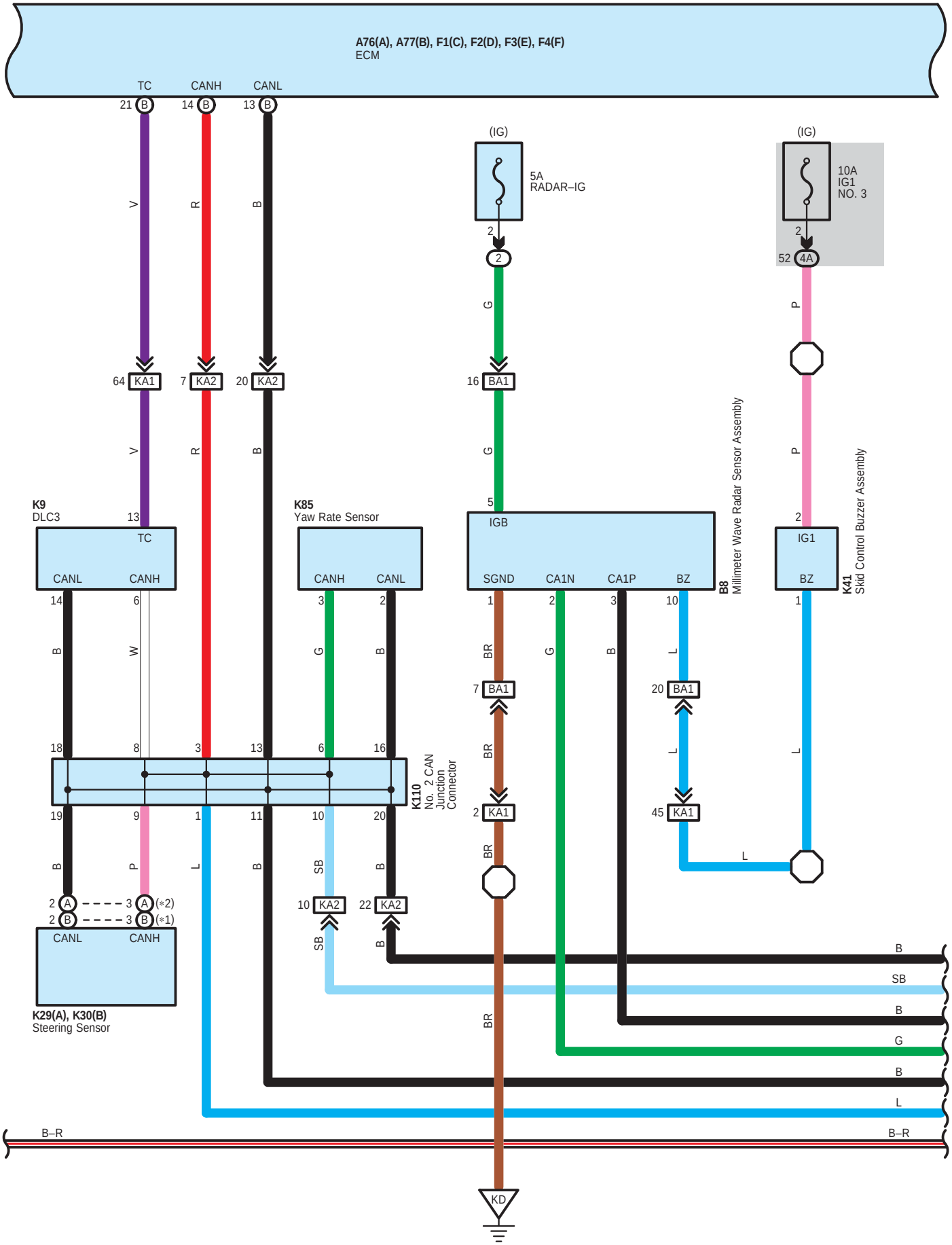
A76(A), A77(B), F1(C), F2(D), F3(E), F4(F)
ECM
TC
CANH
CANL
21 B
14 B
13 B
(IG)
5A
RADAR–IG
2
2
(IG)
10A
IG1
NO. 3
2
52 4A
64 KA1
7 KA2
20 KA2
16 BA1
K9
DLC3
13
TC
CANL
CANH
14
6
K85
Yaw Rate Sensor
CANH
CANL
3
2
5
IGB
SGND
CA1N
CA1P
BZ
1
2
3
10
B8
Millimeter Wave Radar Sensor Assembly
2
IG1
BZ
1
K41
Skid Control Buzzer Assembly
7 BA1
20 BA1
18
8
3
13
6
16
K110
No. 2 CAN
Junction
Connector
19
9
1
11
10
20
2 KA1
45 KA1
2 A
3 A (*2)
2 B
3 B (*1)
CANL
CANH
K29(A), K30(B)
Steering Sensor
10 KA2
22 KA2
B–R
KD

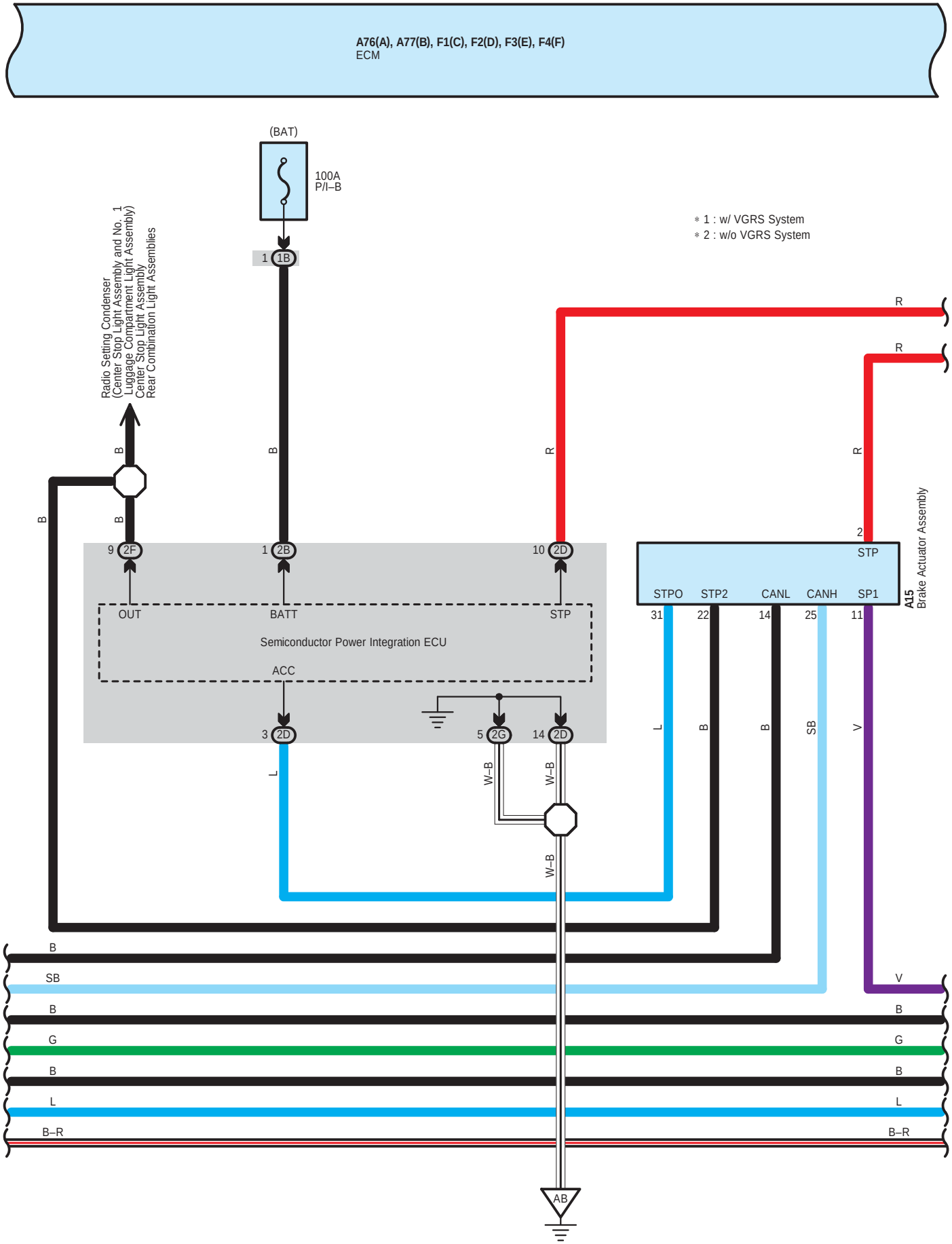
A76(A), A77(B), F1(C), F2(D), F3(E), F4(F)
ECM
(BAT)
100A
P/I–B
1 1B
Radio Setting Condenser
(Center Stop Light Assembly and No. 1
Luggage Compartment Light Assembly)
Center Stop Light Assembly
Rear Combination Light Assemblies
∗ 1 : w/ VGRS System
∗ 2 : w/o VGRS System
9 2F
1 2B
10 2D
OUT
BATT
STP
Semiconductor Power Integration ECU
ACC
3 2D
5 2G
14 2D
2
STP
STPO
STP2
CANL
CANH
SP1
31
22
14
25
11
A15
Brake Actuator Assembly
AB

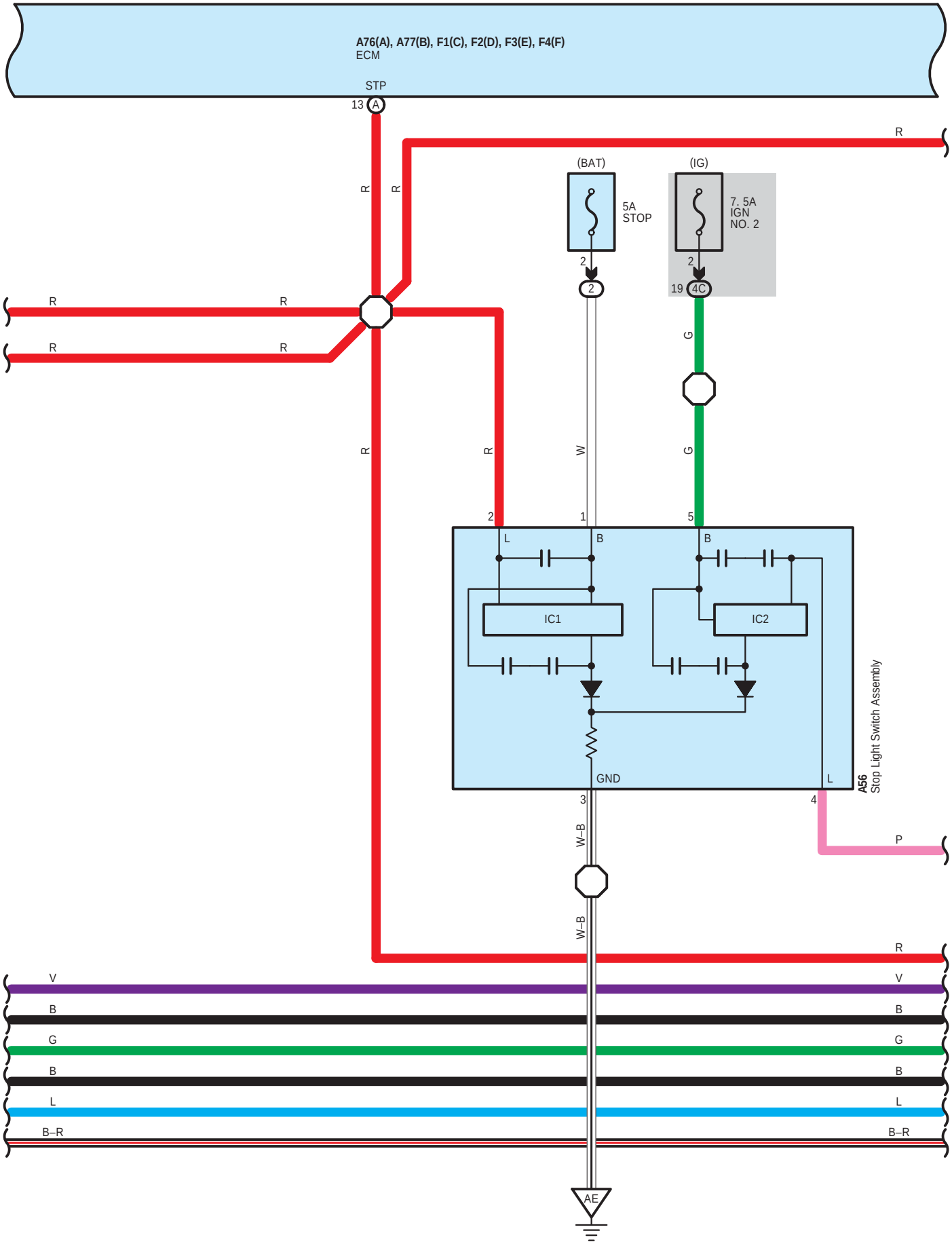
A76(A), A77(B), F1(C), F2(D), F3(E), F4(F)
ECM
STP
13 A
R
R
R
R
R
R
R
R
(BAT)
5A
STOP
2
2
(IG)
7. 5A
IGN
NO. 2
2
19 4C
G
G
W
R
2
1
5
L
B
B
IC1
IC2
GND
3
L
4
A56
Stop Light Switch Assembly
P
W–B
W–B
R
V
V
B
B
G
G
B
B
L
L
B–R
B–R
AE

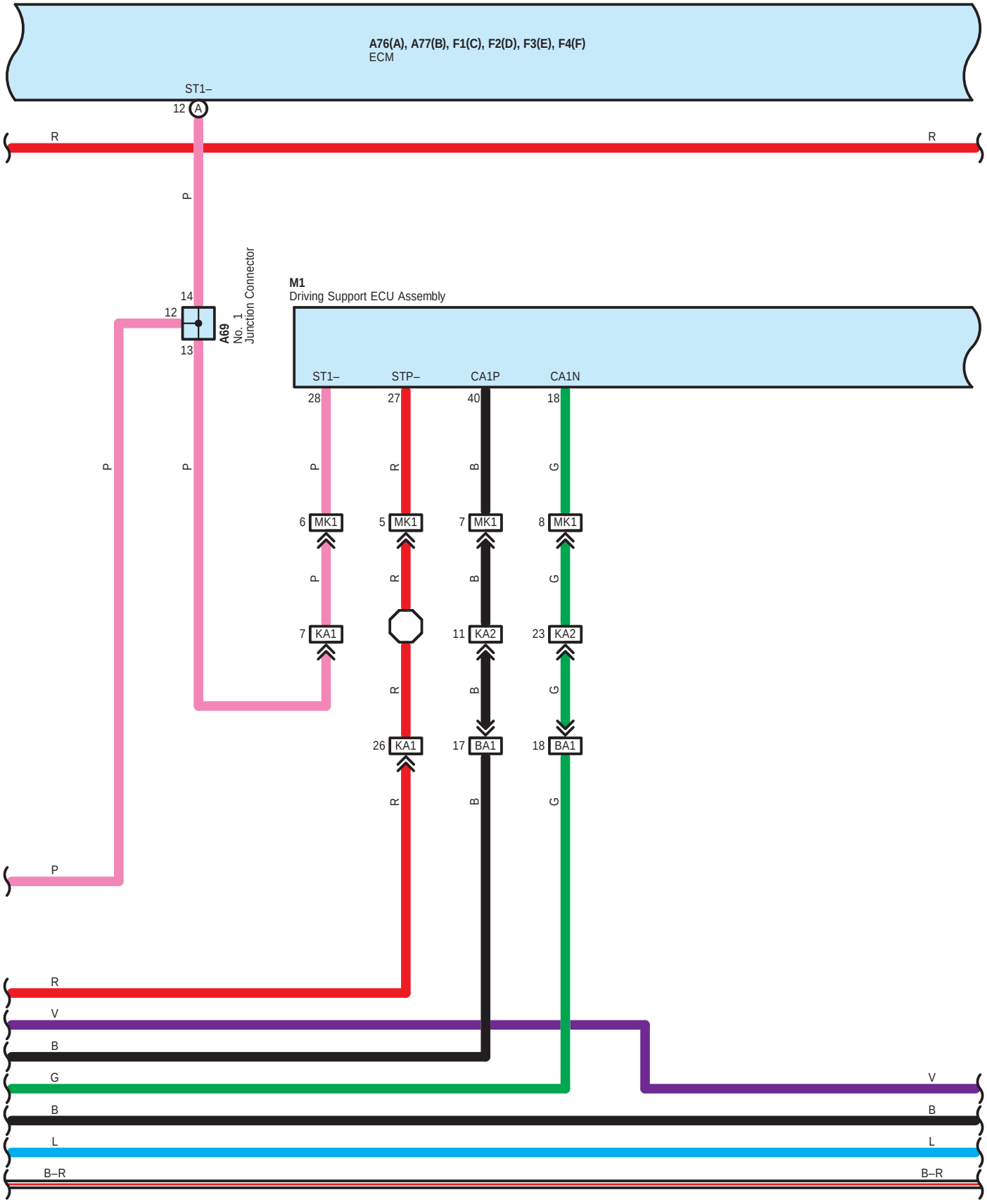
A76(A), A77(B), F1(C), F2(D), F3(E), F4(F)
ECM
ST1–
12
A
R
R
P
14
12
13
A69
No. 1
Junction Connector
M1
Driving Support ECU Assembly
ST1–
STP–
CA1P
CA1N
28
27
40
18
P
R
B
G
6 MK1
5 MK1
7 MK1
8 MK1
7 KA1
11 KA2
23 KA2
26 KA1
17 BA1
18 BA1
P
R
V
B
G
B
L
B–R
V
B
L
B–R

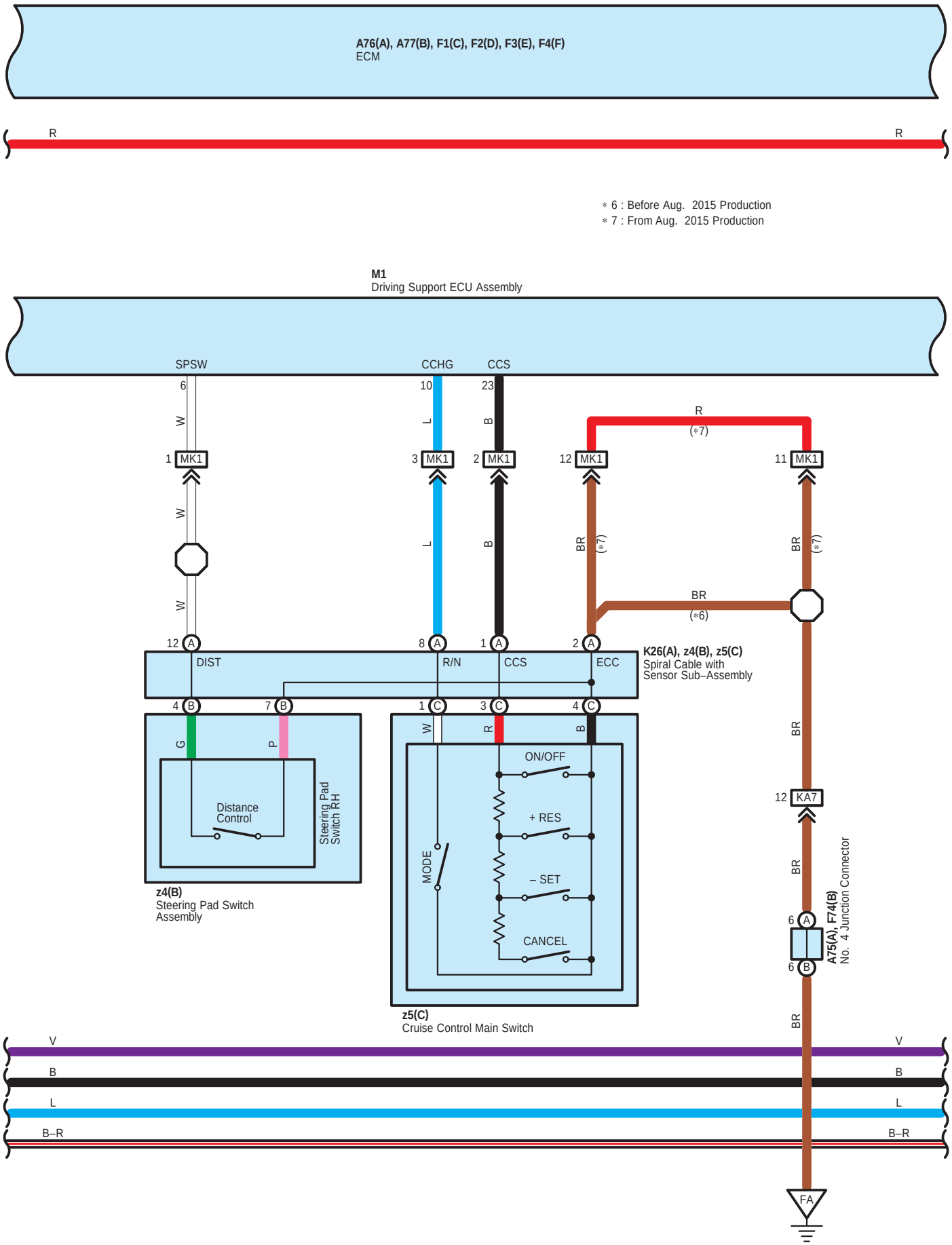
A76(A), A77(B), F1(C), F2(D), F3(E), F4(F)
ECM
R
R
∗ 6 : Before Aug. 2015 Production
∗ 7 : From Aug. 2015 Production
M1
Driving Support ECU Assembly
SPSW
CCHG
CCS
6
10
23
W
L
B
1 MK1
3 MK1
2 MK1
12 MK1
11 MK1
R
(∗7)
BR
(∗7)
BR
(∗6)
12 A
8 A
1 A
2 A
DIST
R/N
CCS
ECC
K26(A), z4(B), z5(C)
Spiral Cable with
Sensor Sub–Assembly
4 B
7 B
1 C
3 C
4 C
G
P
W
R
B
Distance
Control
Steering Pad
Switch RH
z4(B)
Steering Pad Switch
Assembly
ON/OFF
+ RES
– SET
CANCEL
MODE
z5(C)
Cruise Control Main Switch
12 KA7
6 A
6 B
A75(A), F74(B)
No. 4 Junction Connector
V
B
L
B–R
FA

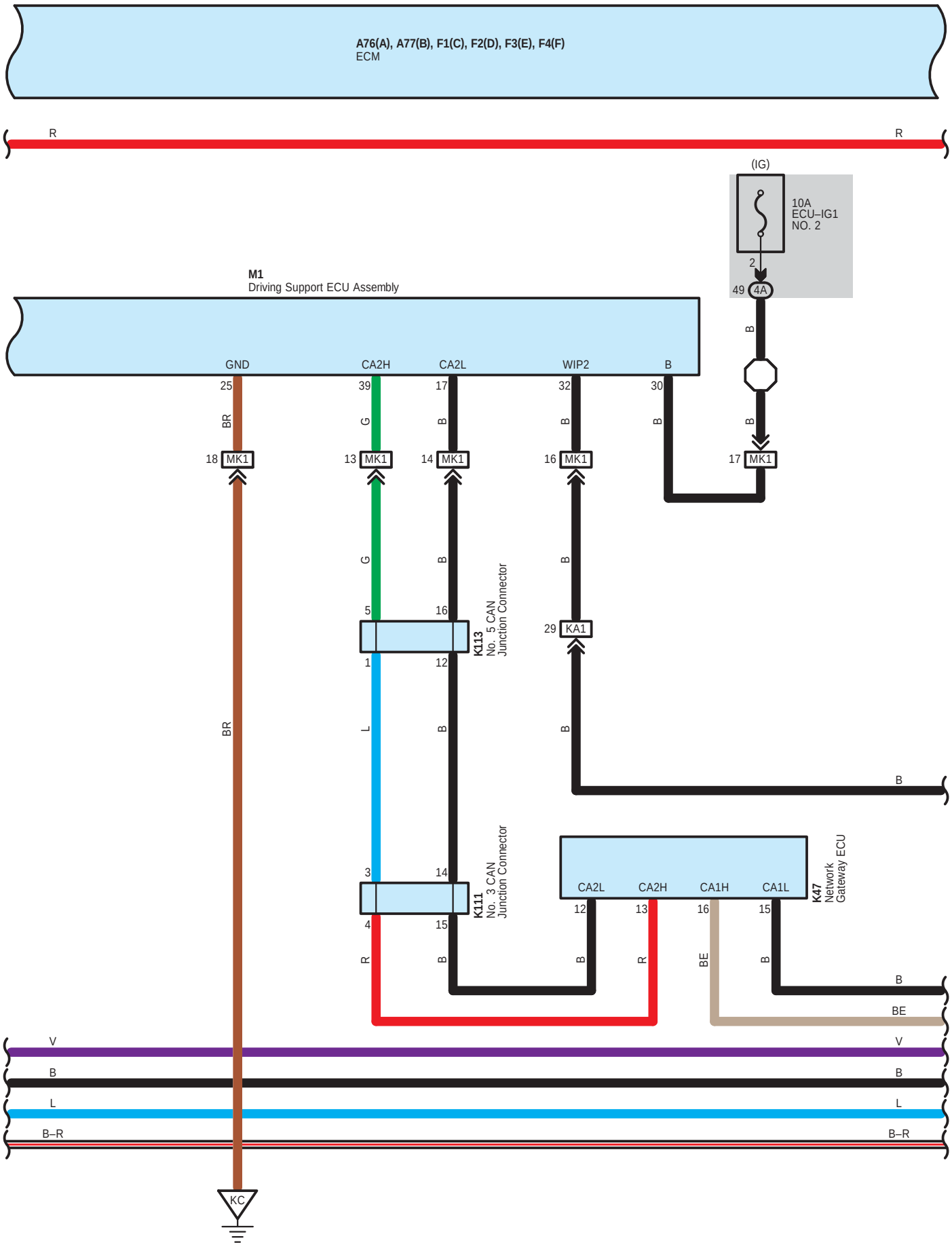
A76(A), A77(B), F1(C), F2(D), F3(E), F4(F)
ECM
R
R
(IG)
10A
ECU–IG1
NO. 2
2
49
4A
M1
Driving Support ECU Assembly
GND
CA2H
CA2L
WIP2
B
25
39
17
32
30
BR
G
B
B
B
B
18
MK1
13
MK1
14
MK1
16
MK1
17
MK1
G
B
B
5
16
K113
No. 5 CAN
Junction Connector
29
KA1
1
12
BR
L
B
B
B
3
14
K111
No. 3 CAN
Junction Connector
4
15
CA2L
CA2H
CA1H
CA1L
12
13
16
15
K47
Network
Gateway ECU
R
B
R
BE
B
B
BE
V
V
B
B
L
L
B–R
B–R
KC

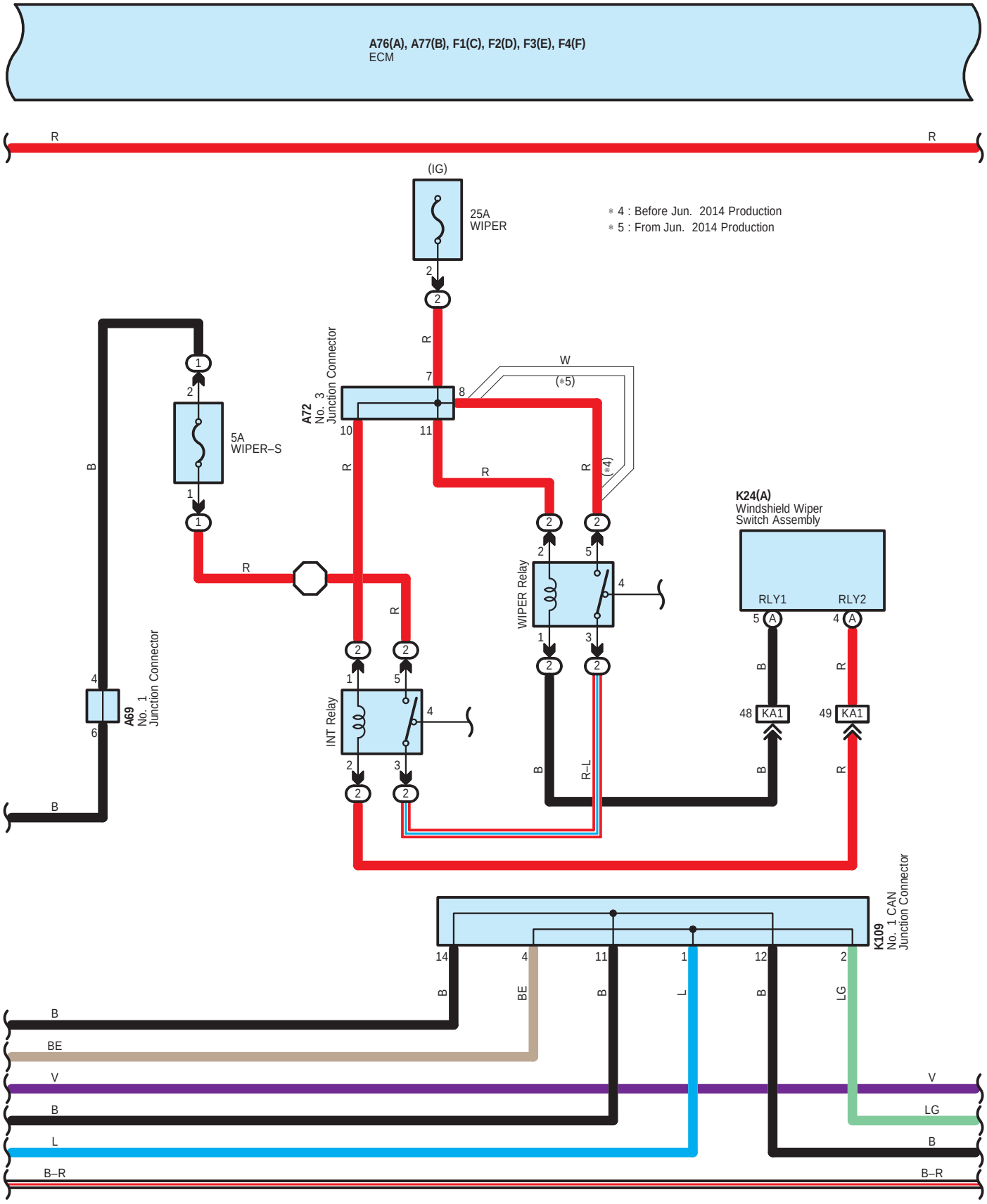
A76(A), A77(B), F1(C), F2(D), F3(E), F4(F)
ECM
R
R
(IG)
25A
WIPER
∗ 4 : Before Jun. 2014 Production
∗ 5 : From Jun. 2014 Production
A72
No. 3
Junction Connector
W
(∗5)
(∗4)
5A
WIPER–S
B
WIPER Relay
K24(A)
Windshield Wiper
Switch Assembly
RLY1
RLY2
INT Relay
A69
No. 1
Junction Connector
48 KA1
49 KA1
R–L
K109
No. 1 CAN
Junction Connector
BE
V
LG
B–R

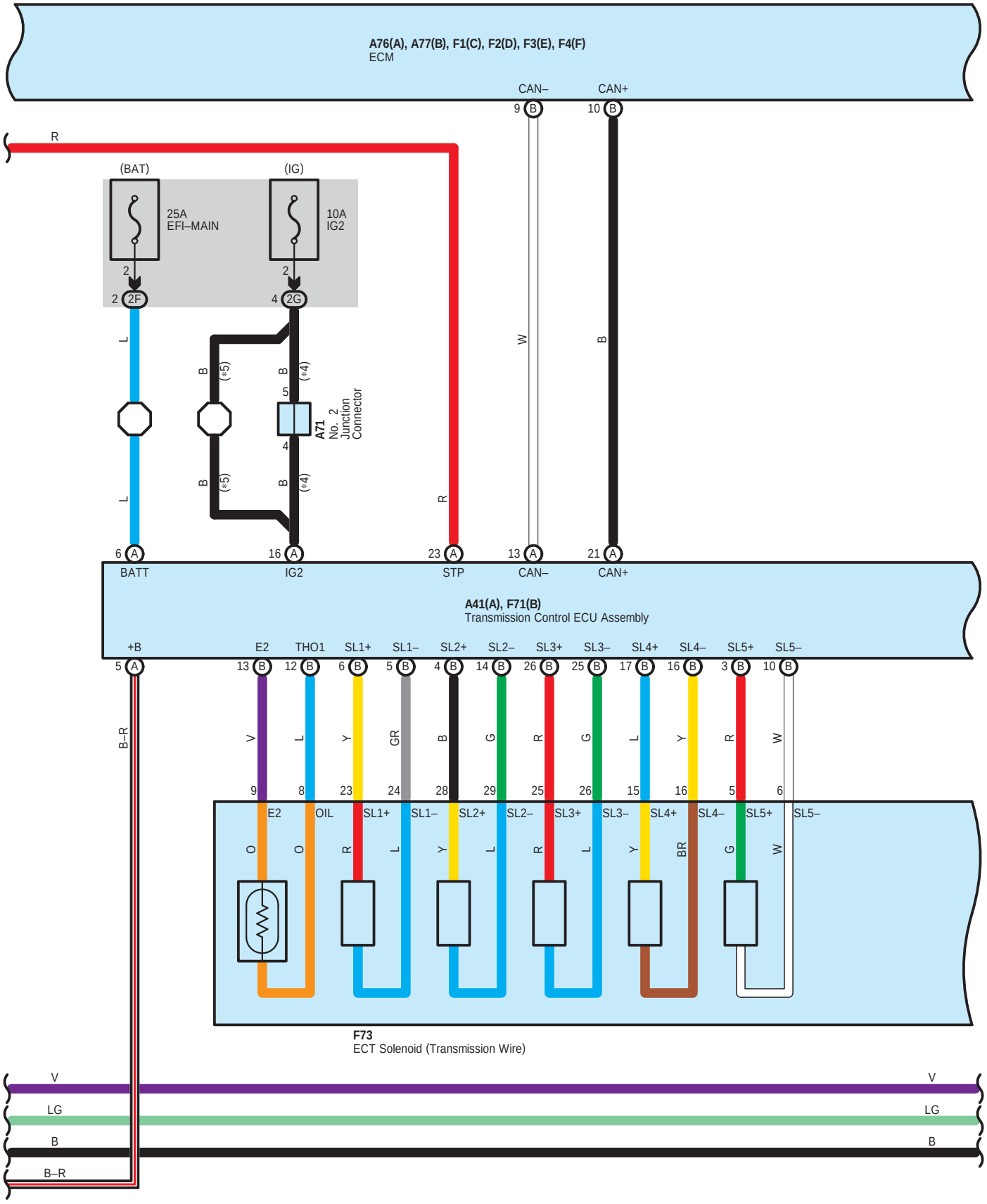
A76(A), A77(B), F1(C), F2(D), F3(E), F4(F)
ECM
CAN–
CAN+
9 B
10 B
R
(BAT)
(IG)
25A
EFI–MAIN
10A
IG2
2
2 2F
4 2G
L
B
(*5)
(*4)
5
4
A71
No. 2
Junction
Connector
W
B
R
6 A
16 A
23 A
13 A
21 A
BATT
IG2
STP
CAN–
CAN+
A41(A), F71(B)
Transmission Control ECU Assembly
+B
E2
THO1
SL1+
SL1–
SL2+
SL2–
SL3+
SL3–
SL4+
SL4–
SL5+
SL5–
5 A
13 B
12 B
6 B
5 B
4 B
14 B
26 B
25 B
17 B
16 B
3 B
10 B
B–R
V
L
Y
GR
B
G
R
G
L
Y
R
W
9
8
23
24
28
29
25
26
15
16
5
6
E2
OIL
SL1+
SL1–
SL2+
SL2–
SL3+
SL3–
SL4+
SL4–
SL5+
SL5–
O
O
R
L
Y
L
R
L
Y
BR
G
W
F73
ECT Solenoid (Transmission Wire)
V
LG
B
B–R
V
LG
B

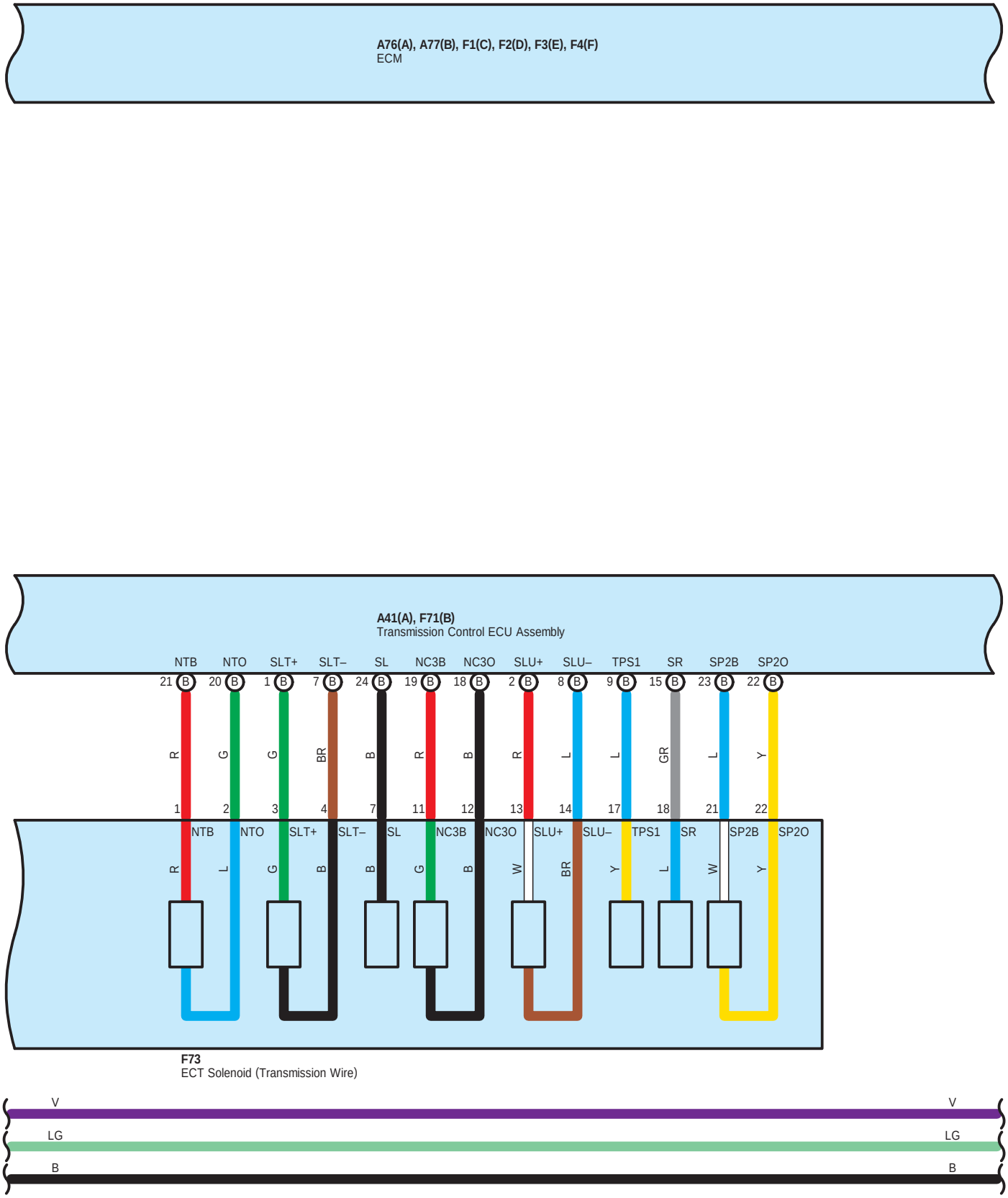
A76(A), A77(B), F1(C), F2(D), F3(E), F4(F)
ECM
A41(A), F71(B)
Transmission Control ECU Assembly
NTB NTO SLT+ SLT– SL NC3B NC3O SLU+ SLU– TPS1 SR SP2B SP2O
21 20 1 7 24 19 18 2 8 9 15 23 22
R G G BR B R B R L L GR L Y
1 2 3 4 7 11 12 13 14 17 18 21 22
NTB NTO SLT+ SLT– SL NC3B NC3O SLU+ SLU– TPS1 SR SP2B SP2O
R L G B B G B W BR Y L W Y
F73
ECT Solenoid (Transmission Wire)
V
LG
B

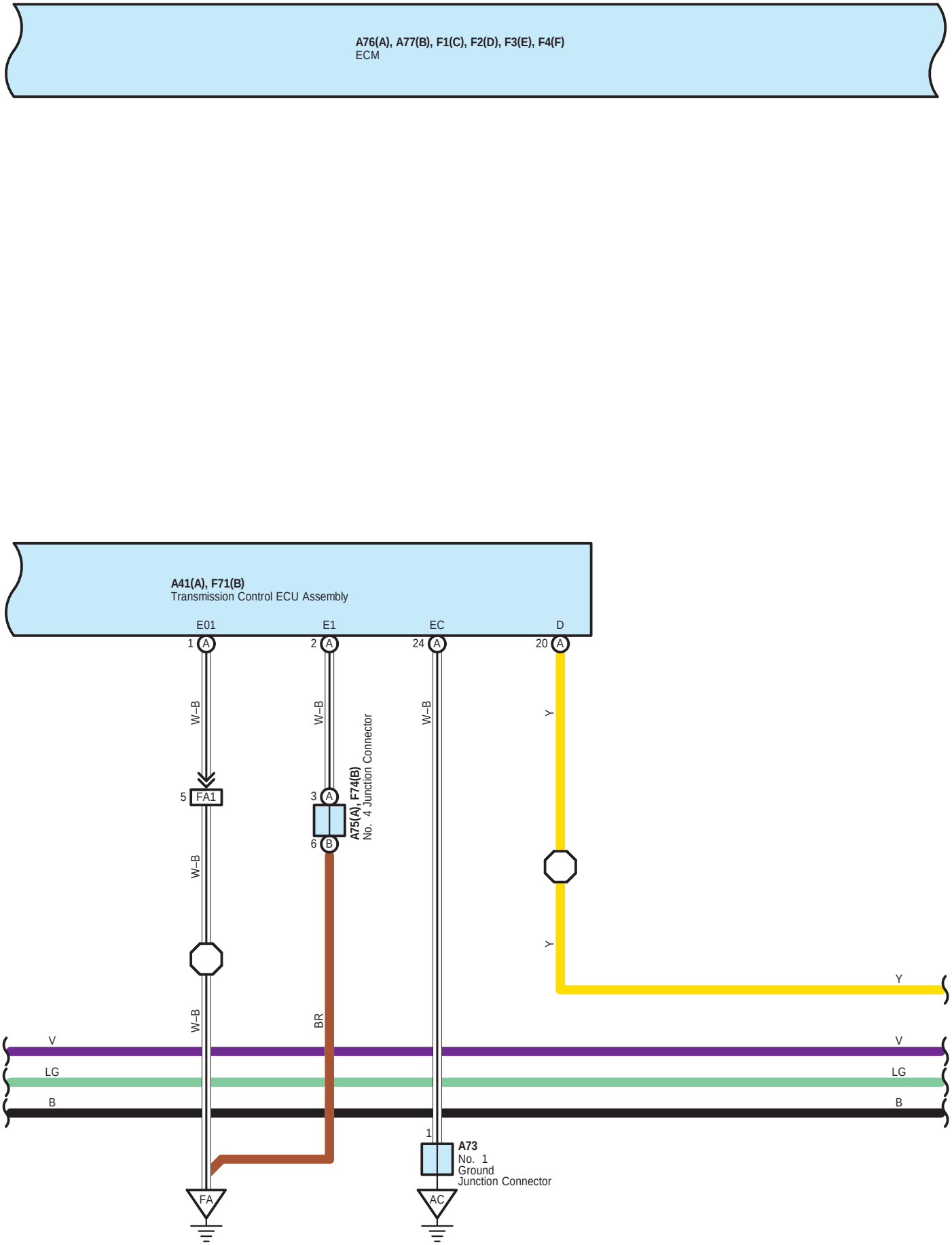
A76(A), A77(B), F1(C), F2(D), F3(E), F4(F)
ECM
A41(A), F71(B)
Transmission Control ECU Assembly
E01
E1
EC
D
1 A
2 A
24 A
20 A
W–B
W–B
W–B
Y
5 FA1
3 A
6 B
A75(A), F74(B)
No. 4 Junction Connector
W–B
Y
Y
W–B
BR
V
V
LG
LG
B
B
1
A73
No. 1
Ground
Junction Connector
FA
AC

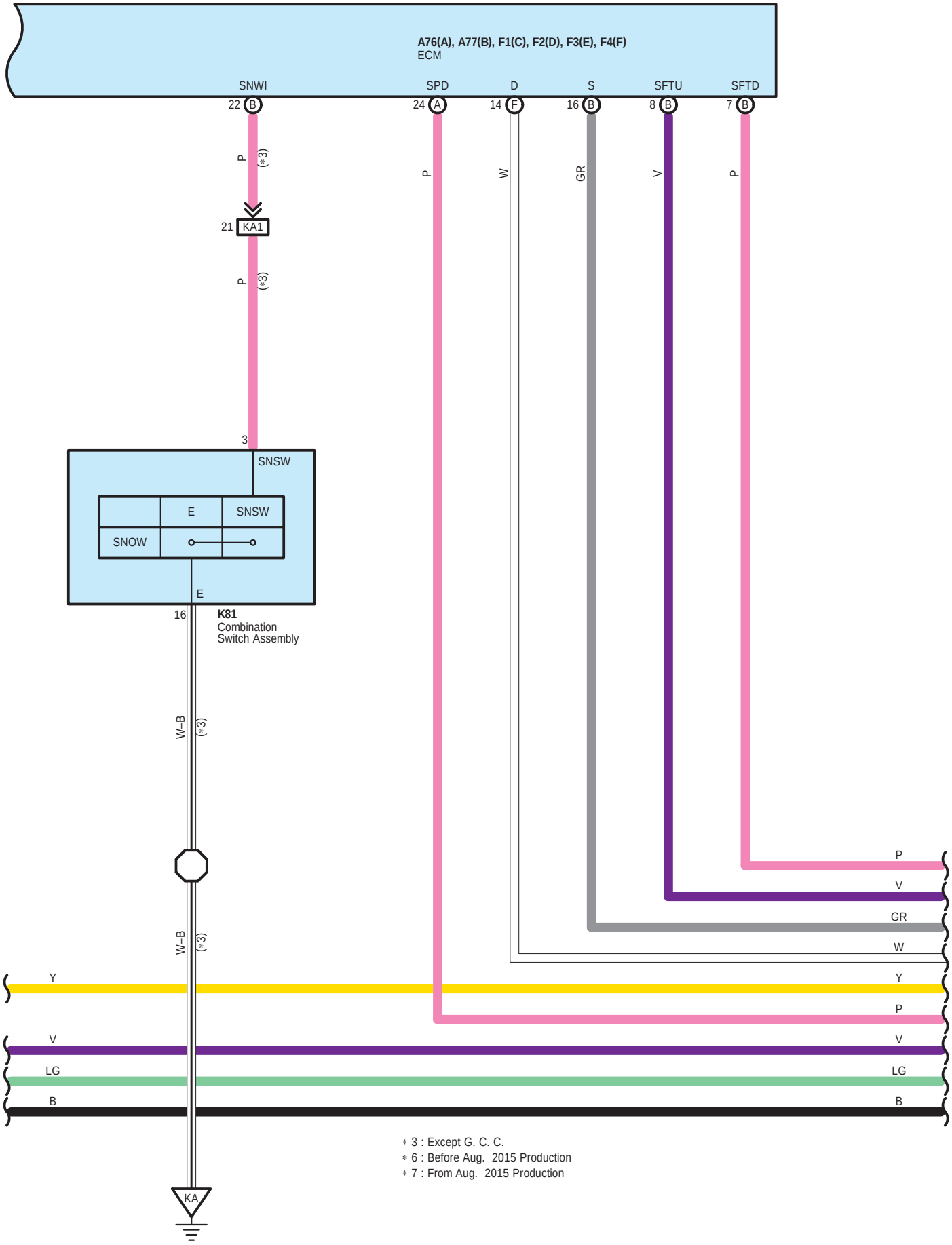
A76(A), A77(B), F1(C), F2(D), F3(E), F4(F)
ECM
SNWI
SPD
D
S
SFTU
SFTD
22 B
24 A
14 F
16 B
8 B
7 B
P
(*3)
W
GR
V
21 KA1
3
SNSW
E
SNOW
16
K81
Combination
Switch Assembly
W–B
Y
LG
B
KA
* 3 : Except G. C. C.
* 6 : Before Aug. 2015 Production
* 7 : From Aug. 2015 Production

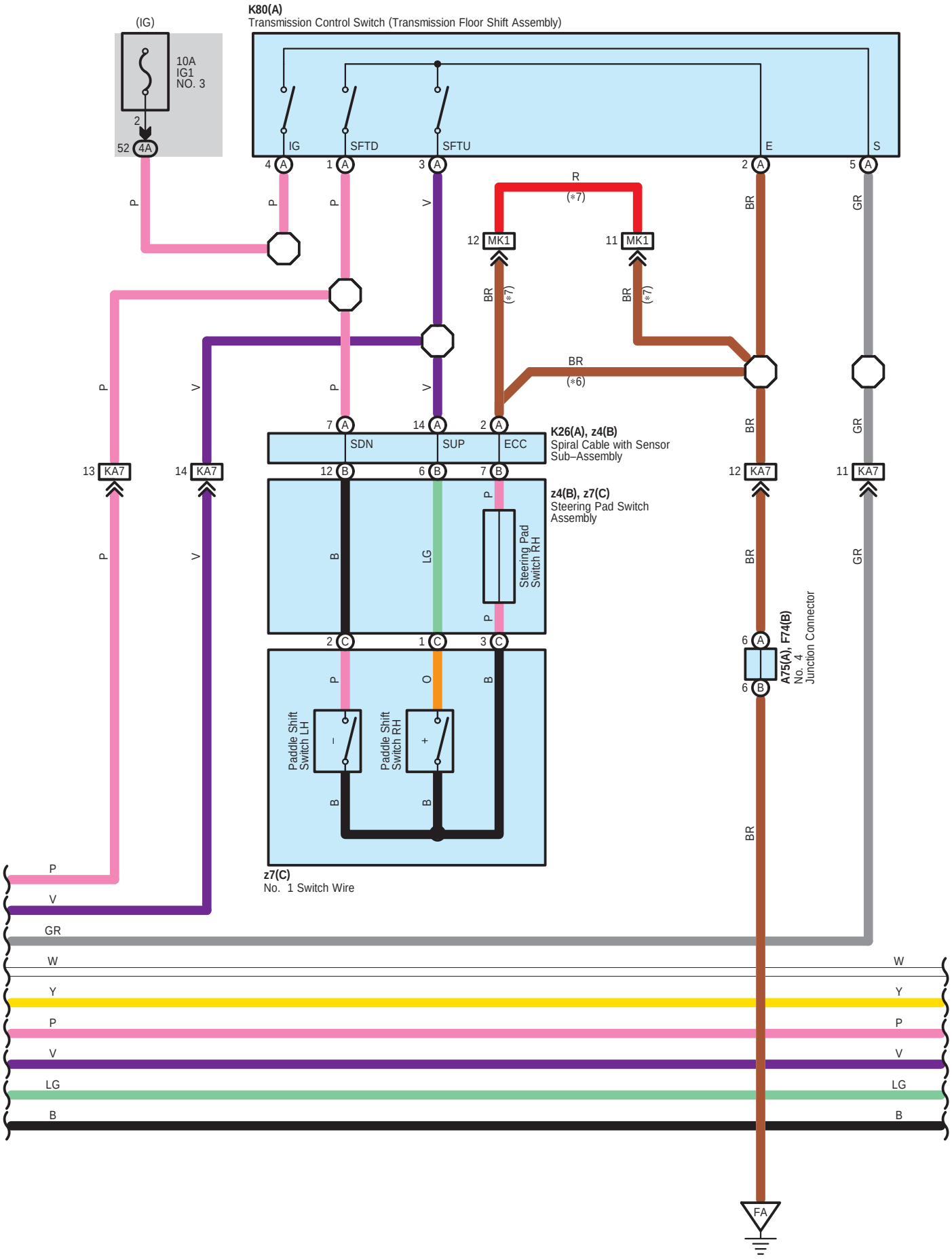
K80(A)
Transmission Control Switch (Transmission Floor Shift Assembly)
(IG)
10A
IG1
NO. 3
52 4A
IG
SFTD
SFTU
E
S
MK1
KA7
K26(A), z4(B)
Spiral Cable with Sensor
Sub–Assembly
SDN
SUP
ECC
z4(B), z7(C)
Steering Pad Switch
Assembly
Steering Pad
Switch RH
Paddle Shift
Switch LH
Paddle Shift
Switch RH
z7(C)
No. 1 Switch Wire
A75(A), F74(B)
No. 4
Junction Connector
FA

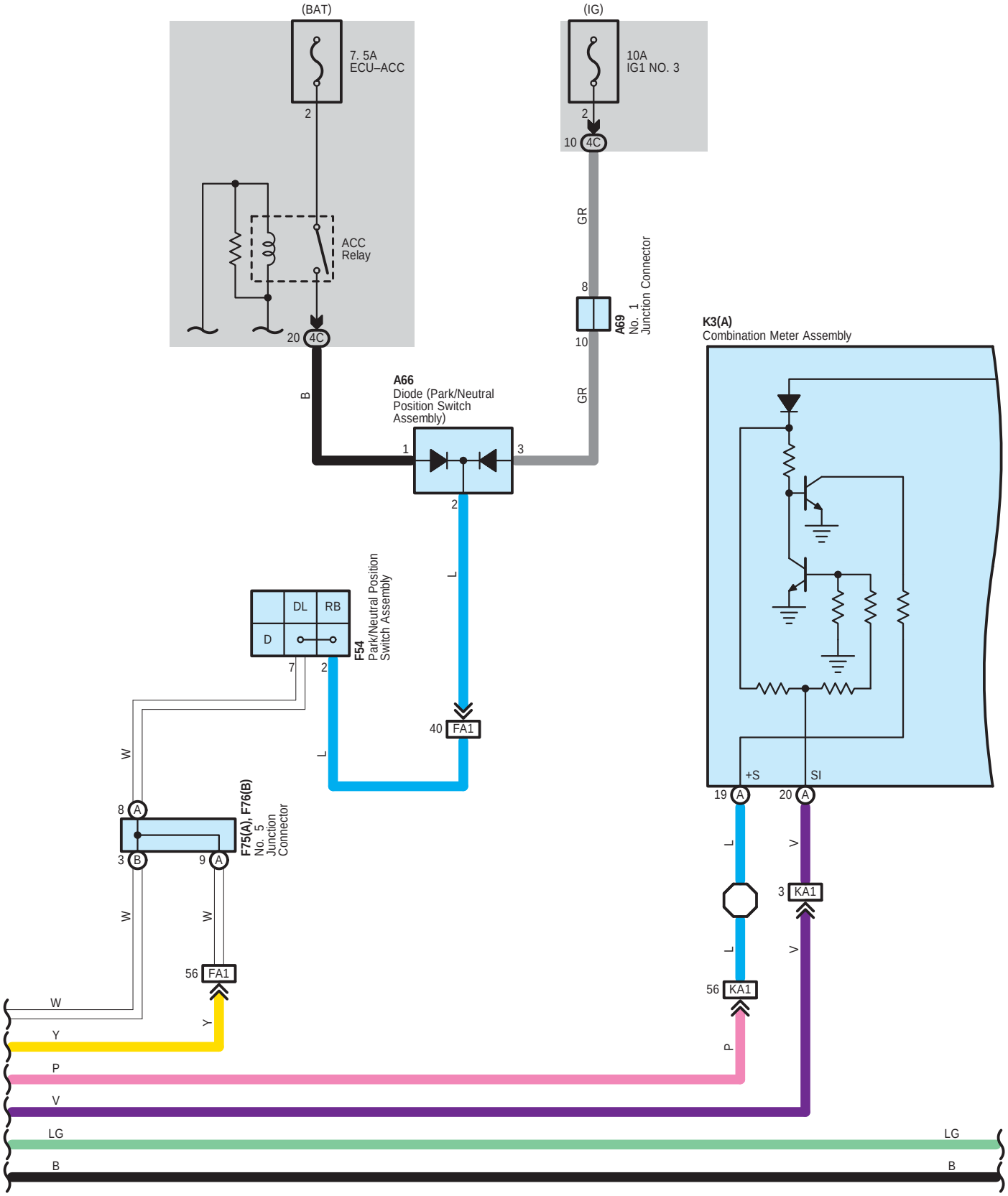
(BAT)
7. 5A
ECU–ACC
2
ACC
Relay
20 4C
(IG)
10A
IG1 NO. 3
2
10 4C
GR
8
A69
No. 1
Junction Connector
10
GR
B
A66
Diode (Park/Neutral
Position Switch
Assembly)
1
3
2
L
DL
RB
D
F54
Park/Neutral Position
Switch Assembly
7
2
40 FA1
L
W
8 A
F75(A), F76(B)
No. 5
Junction
Connector
3 B
9 A
W
W
56 FA1
Y
K3(A)
Combination Meter Assembly
+S
SI
19 A
20 A
L
V
3 KA1
L
V
56 KA1
P
W
Y
P
V
LG
LG
B
B

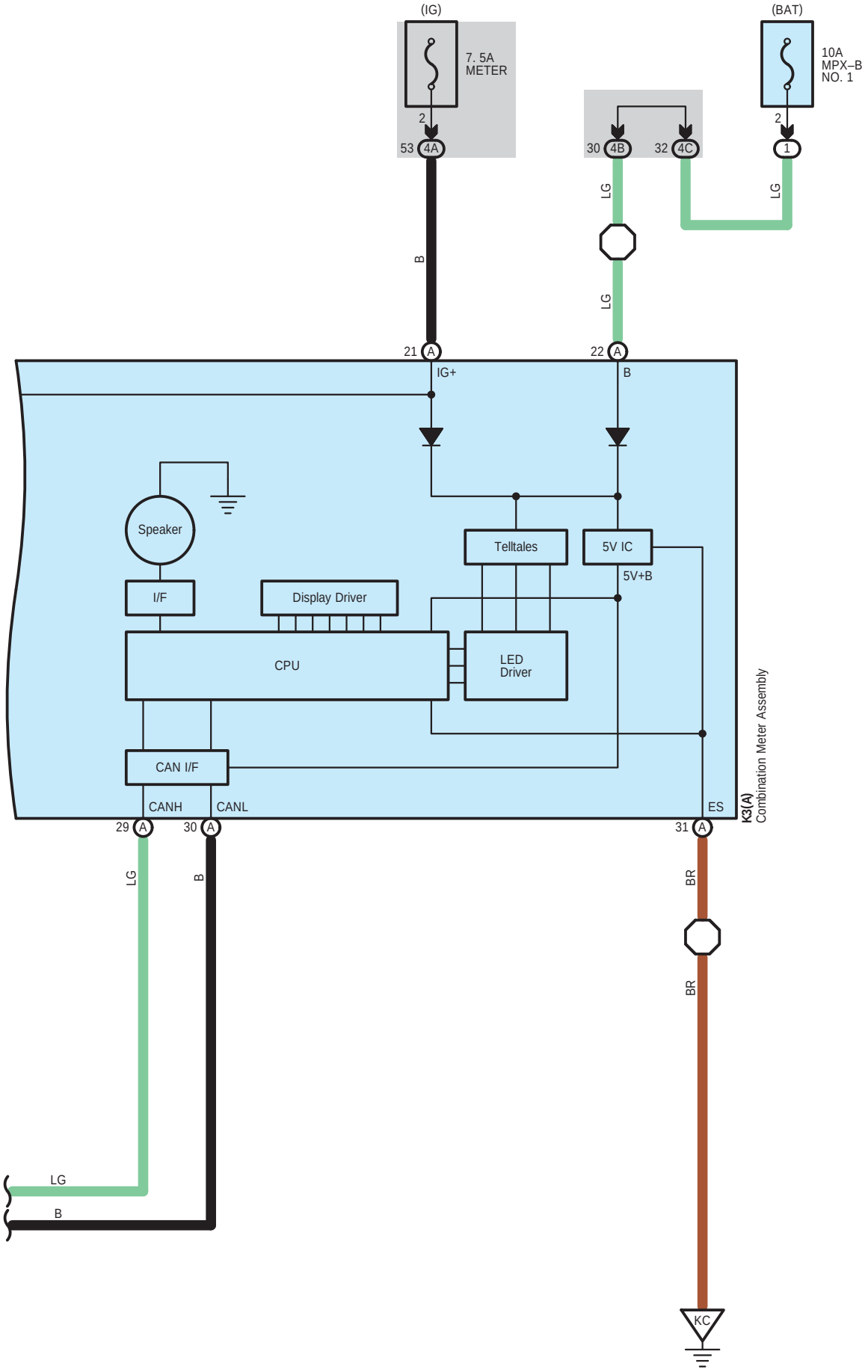
(IG)
7. 5A
METER
2
53 4A
(BAT)
10A
MPX–B
NO. 1
2
1
30 4B
32 4C
LG
LG
LG
B
21 A
22 A
IG+
B
Speaker
Telltales
5V IC
5V+B
I/F
Display Driver
CPU
LED
Driver
CAN I/F
CANH
CANL
ES
29 A
30 A
31 A
K3(A)
Combination Meter Assembly
LG
B
BR
BR
LG
B
KC

A15
Black

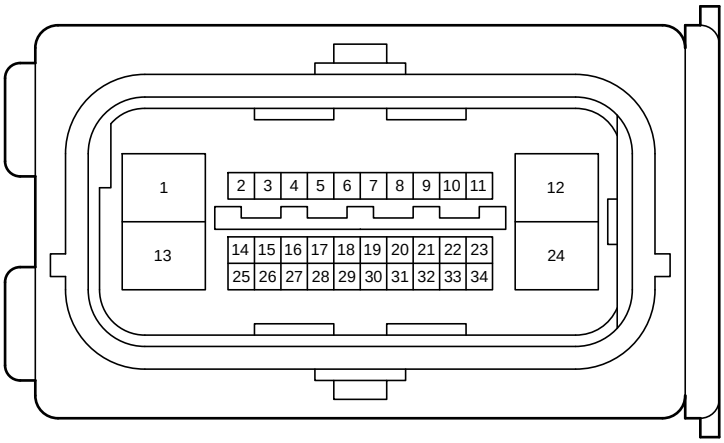

90980-12686

A41
Black

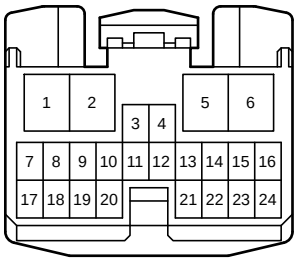

90980-12560

A52
Black



90980-12831

A56
White

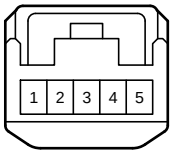

90980-12366

A66
Gray

90980-11071

A69
White

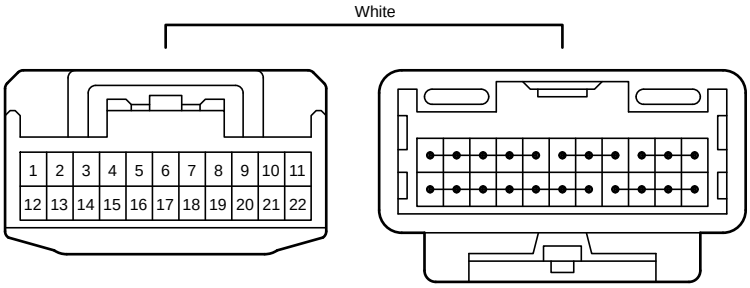

90980-12372

A71
White

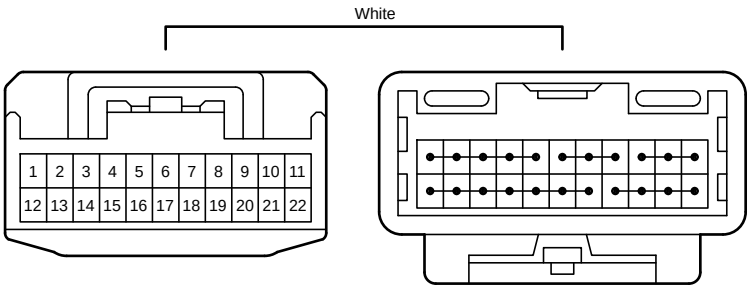

90980-12372

A72
White

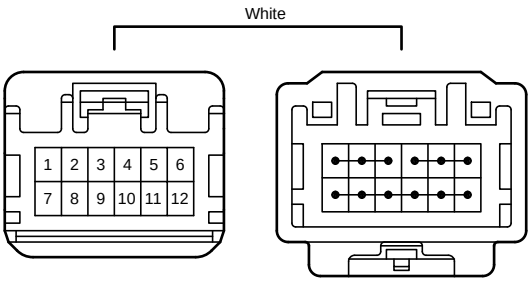

90980-12737

A73
White

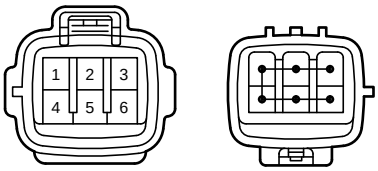

90980-11194

A75
Gray

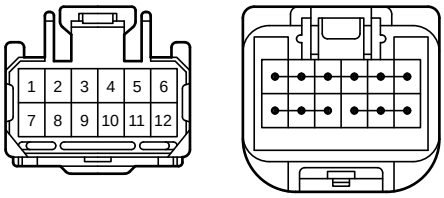

90980-11661

A76
White

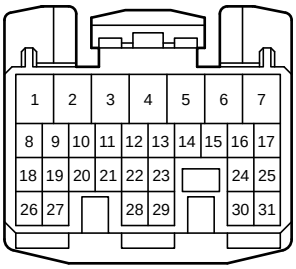

90980-12525

A77
White

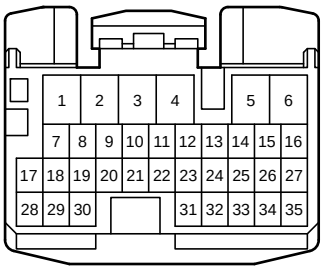

90980-12529

B8
Black

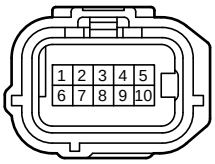

90980-12380

F1
White

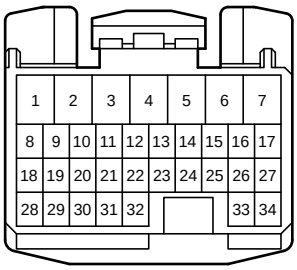

90980-12527

F2
White

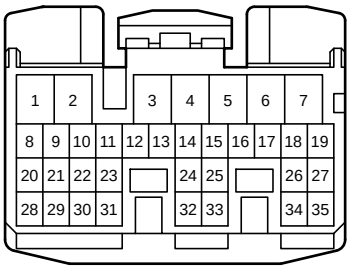

90980-12528

F3
White

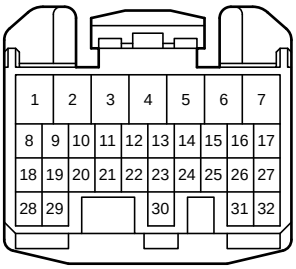

90980-12526

F4
White



90980-12700

F21
Black

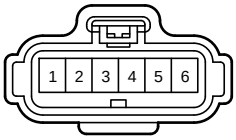

90980-11858

F54
Gray

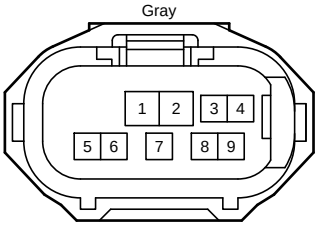

90980-12A23
(2GR-FSE, 4GR-FSE)

F54
Black

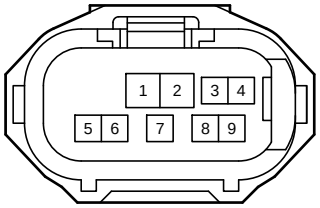

90980-12A23
(8AR-FTS)

F71
Black

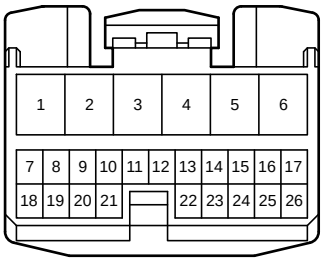

90980-12561

F73
Gray

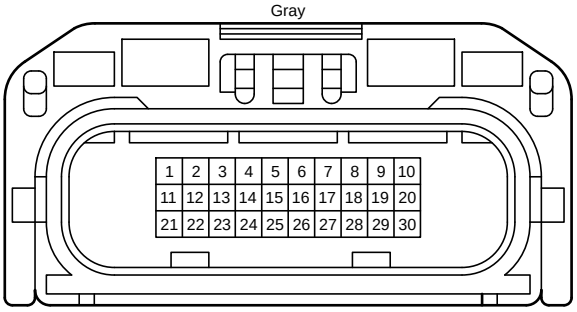

90980-12712

F74
Gray

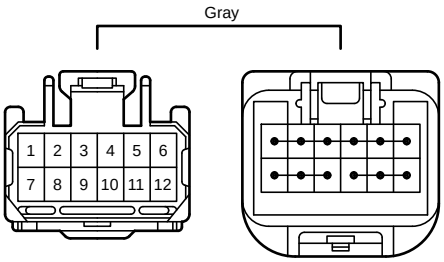

90980-11661

F75
Black

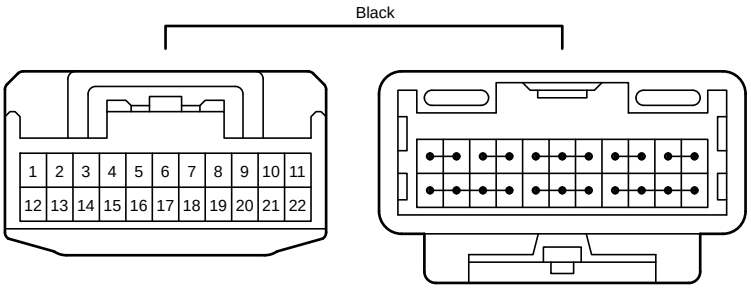

90980-12372

F76
Black

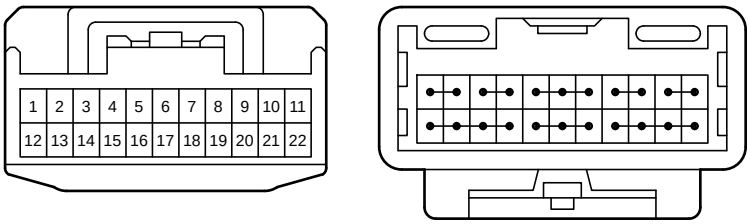

90980-12372

K3
Black

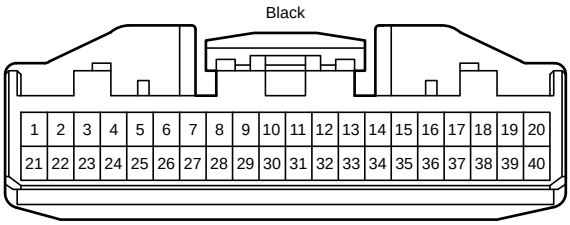

90980-12557

K9
White

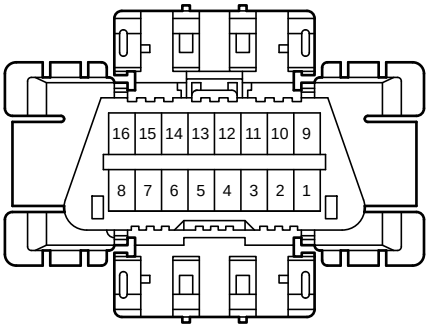

90980-11665

K24
White

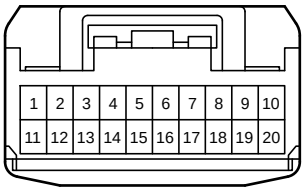

90980-12460

K26
Black

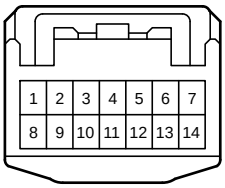

90980-12370

K29
Black



90980-12551

K30
White

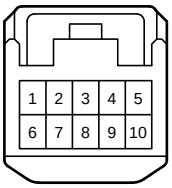

90980-12368

K41
Blue

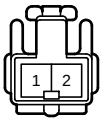

90980-10860

K47
White

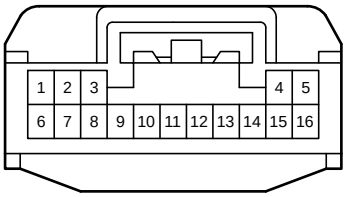

90980-12423

K80
White

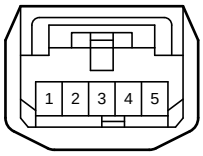

90980-12954

K81
Black



90980-12553

K85
Black



90980-12303

K109
White

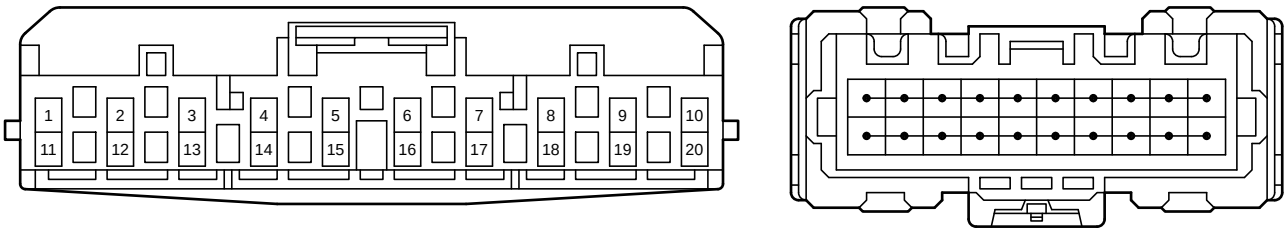

90980-12A58

K110
White

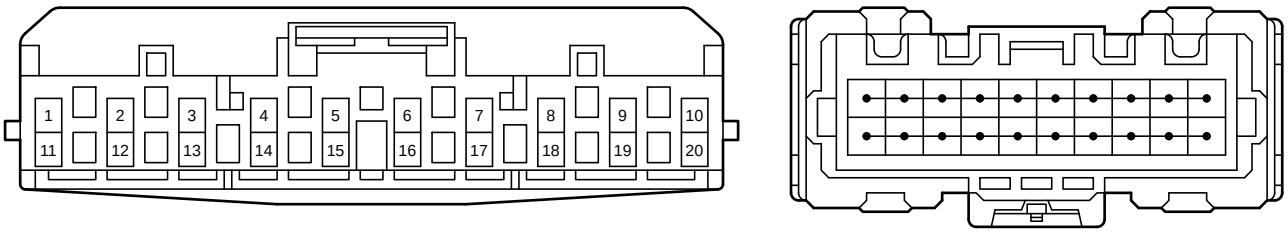

90980-12A58

K111
Black

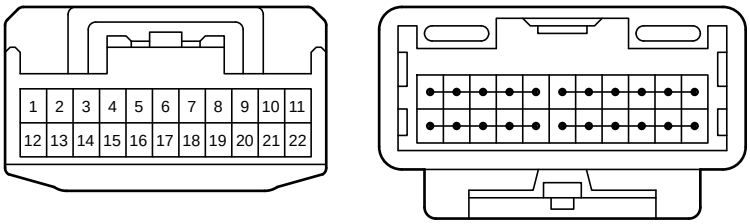

90980-12372

K113
Black

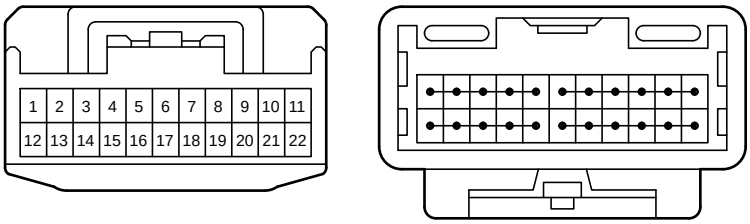

90980-12372

M1
White

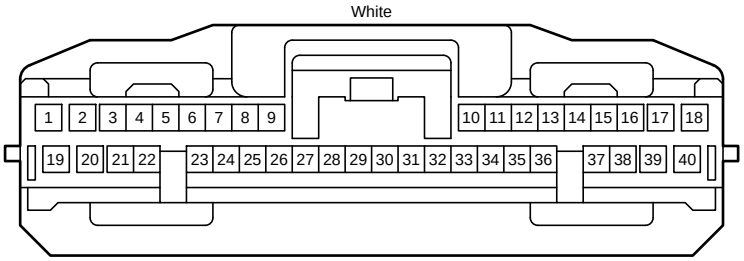

90980-12708

z4
Black

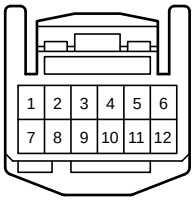

90980-12183

z5
White

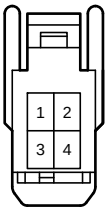

90980-12360

z7
White

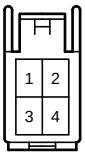

90980-12211

1B

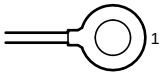

90980-09567

2B
Black

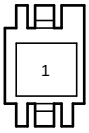

82660-30D50

2D
White

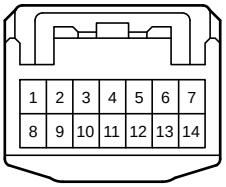

90980-12370

2F
White

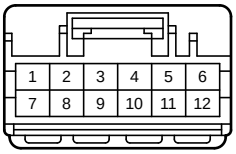

90980-12A56

2G
White

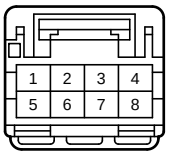

90980-12A54

4A
White

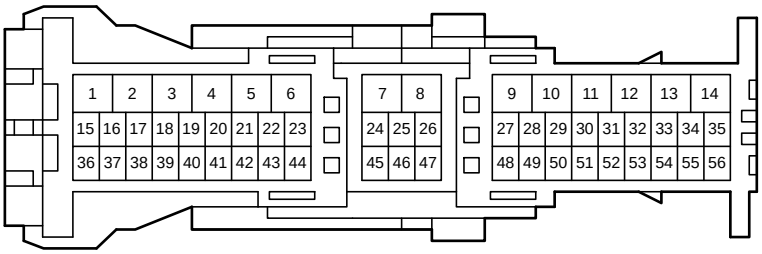

90980-12943

4B
White

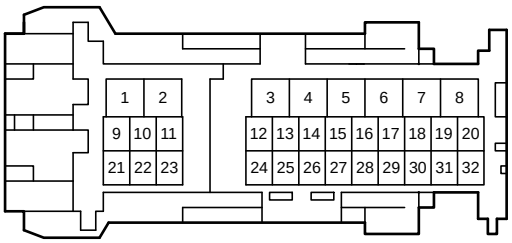

90980-12A48

4C
White

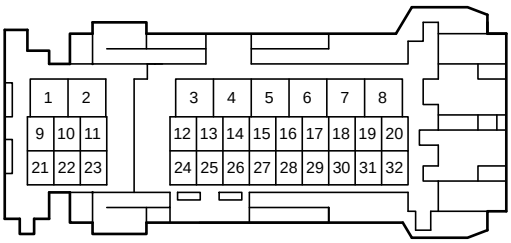

90980-12A47

BA1
White

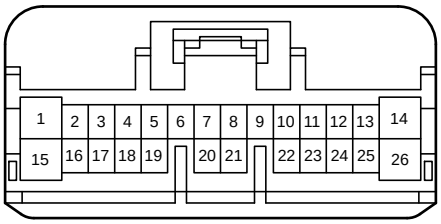

90980-12771

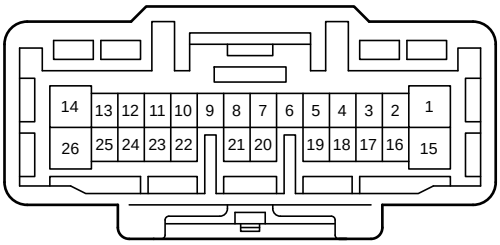

90980-12770

FA1
White

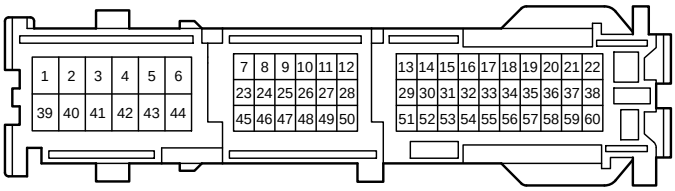

90980-12501

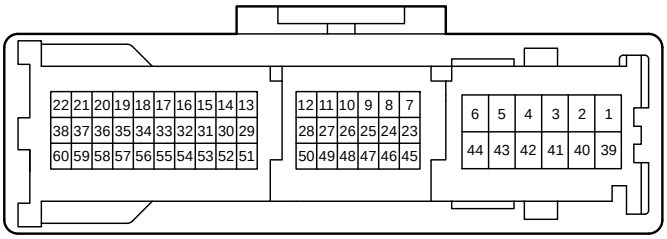

90980-12514

KA1
White

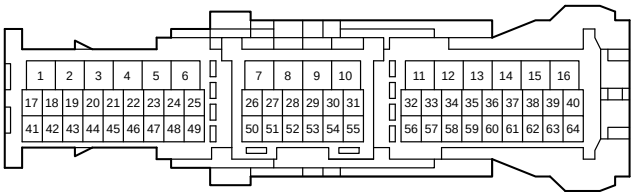

90980-12774

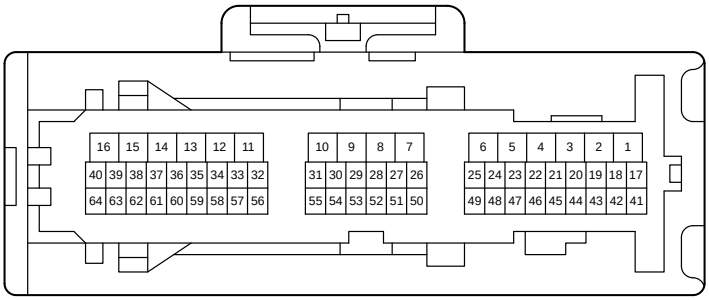

90980-12798

KA2
White

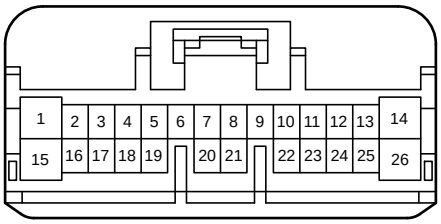

90980-12771

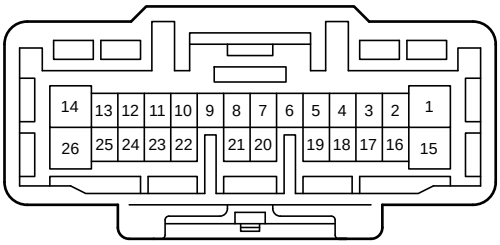

90980-12770

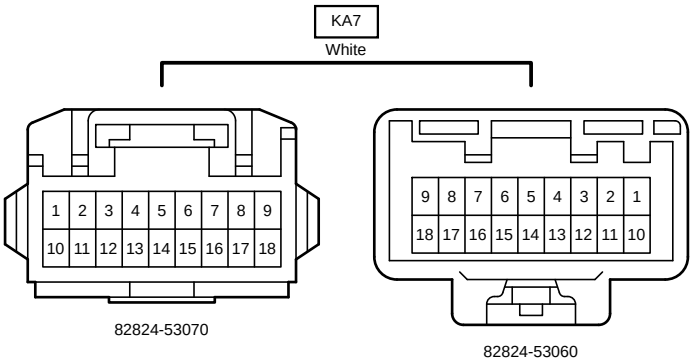
KA7
White
1 2 3 4 5 6 7 8 9
10 11 12 13 14 15 16 17 18
82824-53070
9 8 7 6 5 4 3 2 1
18 17 16 15 14 13 12 11 10
82824-53060

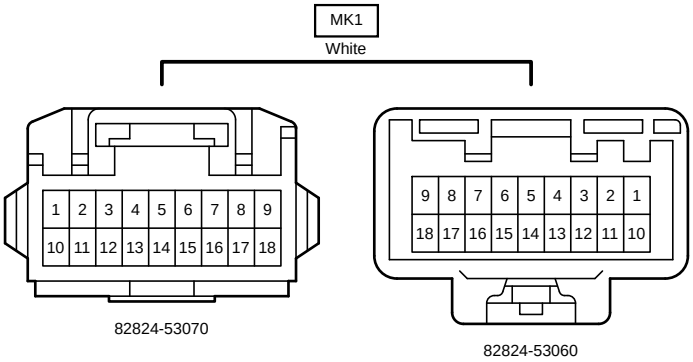
MK1
White
1 2 3 4 5 6 7 8 9
10 11 12 13 14 15 16 17 18
82824-53070
9 8 7 6 5 4 3 2 1
18 17 16 15 14 13 12 11 10
82824-53060