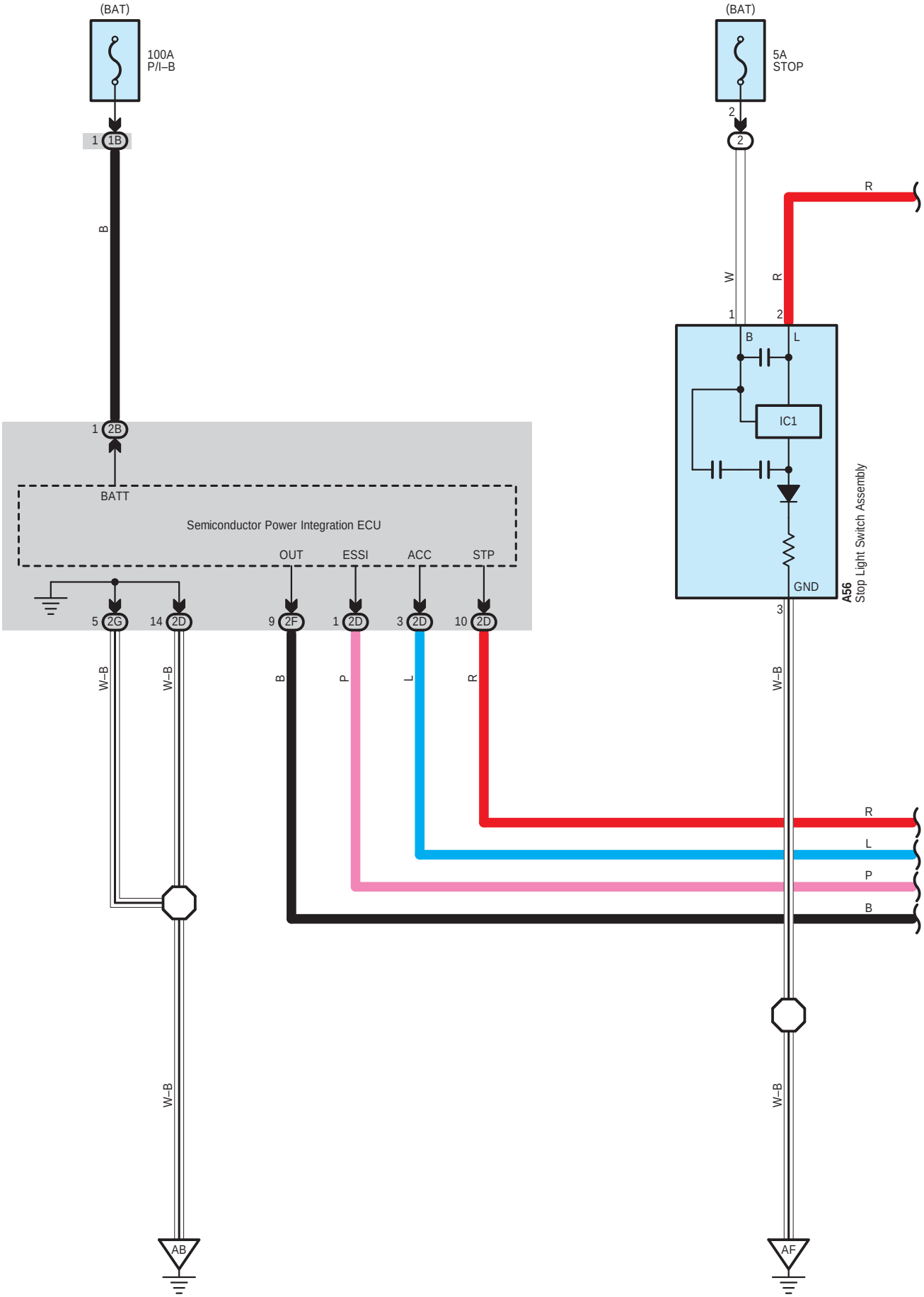
(BAT)
100A
P/I–B
1
1B
B
1
2B
BATT
Semiconductor Power Integration ECU
OUT
ESSI
ACC
STP
5
2G
14
2D
9
2F
1
2D
3
2D
10
2D
W–B
W–B
B
P
L
R
W–B
W–B
AB
(BAT)
5A
STOP
2
2
W
R
R
1
2
B
L
IC1
GND
A56
Stop Light Switch Assembly
3
R
L
P
B
AF

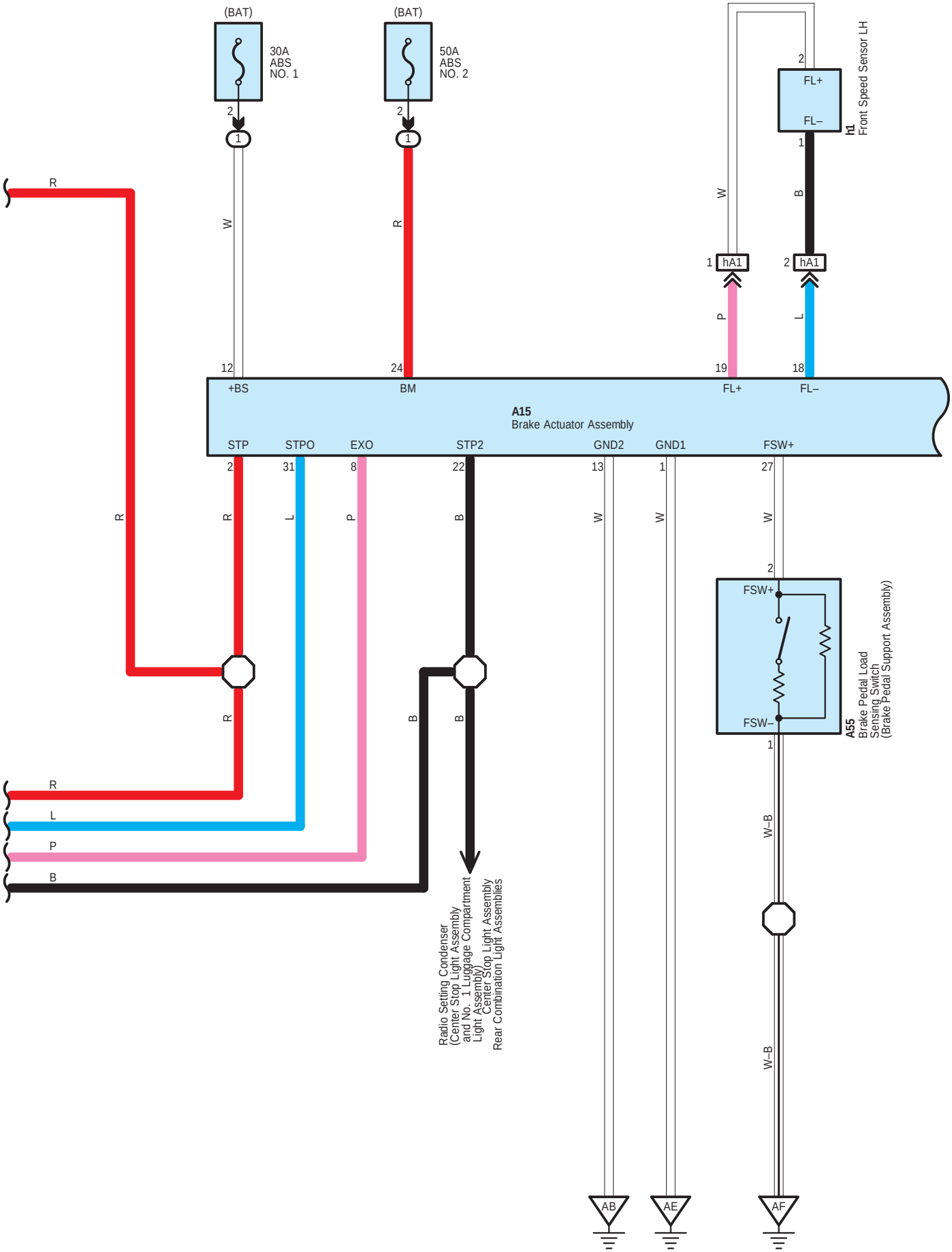
(BAT)
30A
ABS
NO. 1
(BAT)
50A
ABS
NO. 2
FL+
FL–
h1
Front Speed Sensor LH
hA1
hA1
+BS
BM
FL+
FL–
A15
Brake Actuator Assembly
STP
STPO
EXO
STP2
GND2
GND1
FSW+
FSW+
FSW–
A55
Brake Pedal Load
Sensing Switch
(Brake Pedal Support Assembly)
Radio Setting Condenser
(Center Stop Light Assembly
and No. 1 Luggage Compartment
Light Assembly)
Center Stop Light Assembly
Rear Combination Light Assemblies
AB
AE
AF

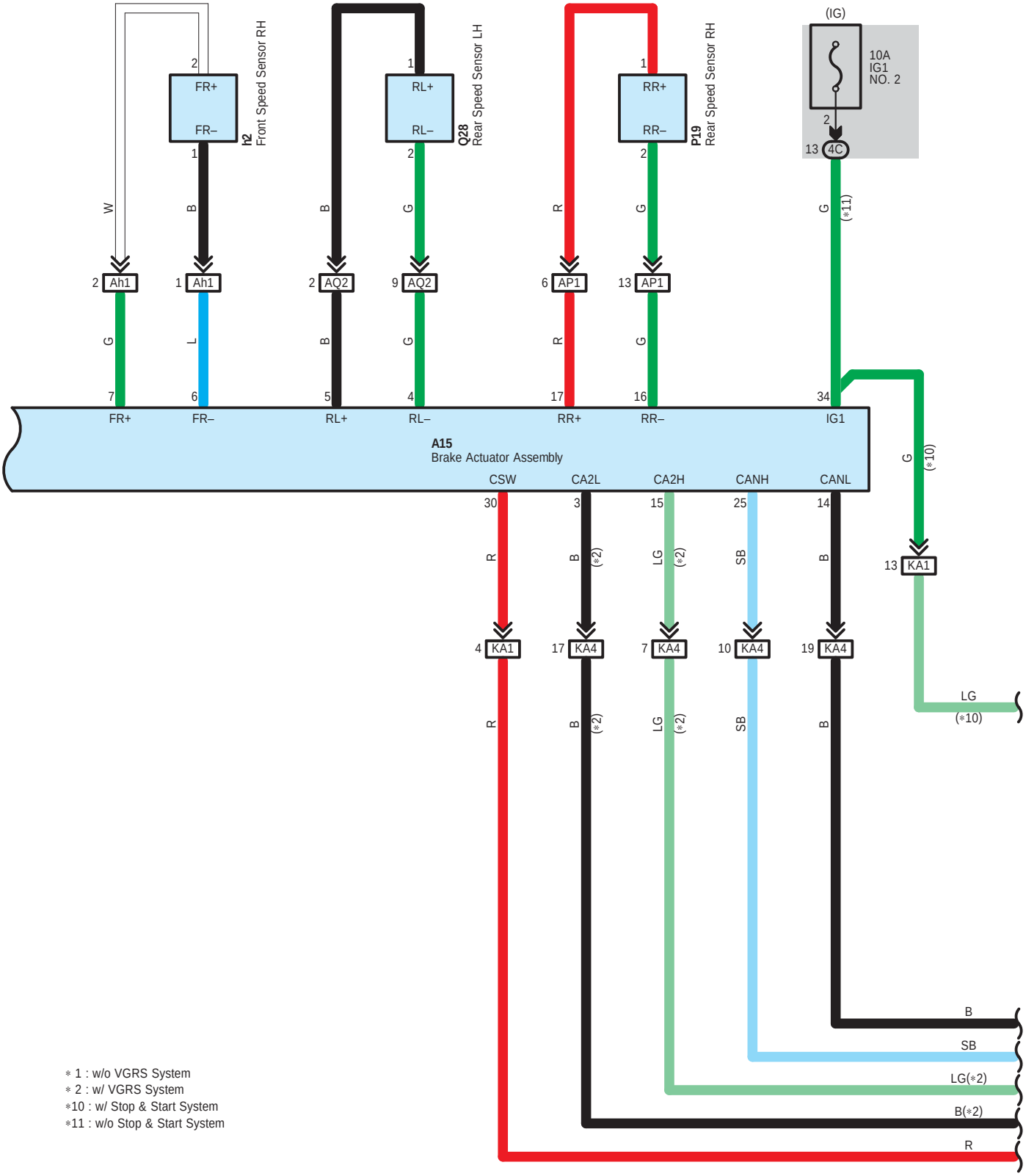


* 1 : w/o VGRS System
* 2 : w/ VGRS System
*10 : w/ Stop & Start System
*11 : w/o Stop & Start System

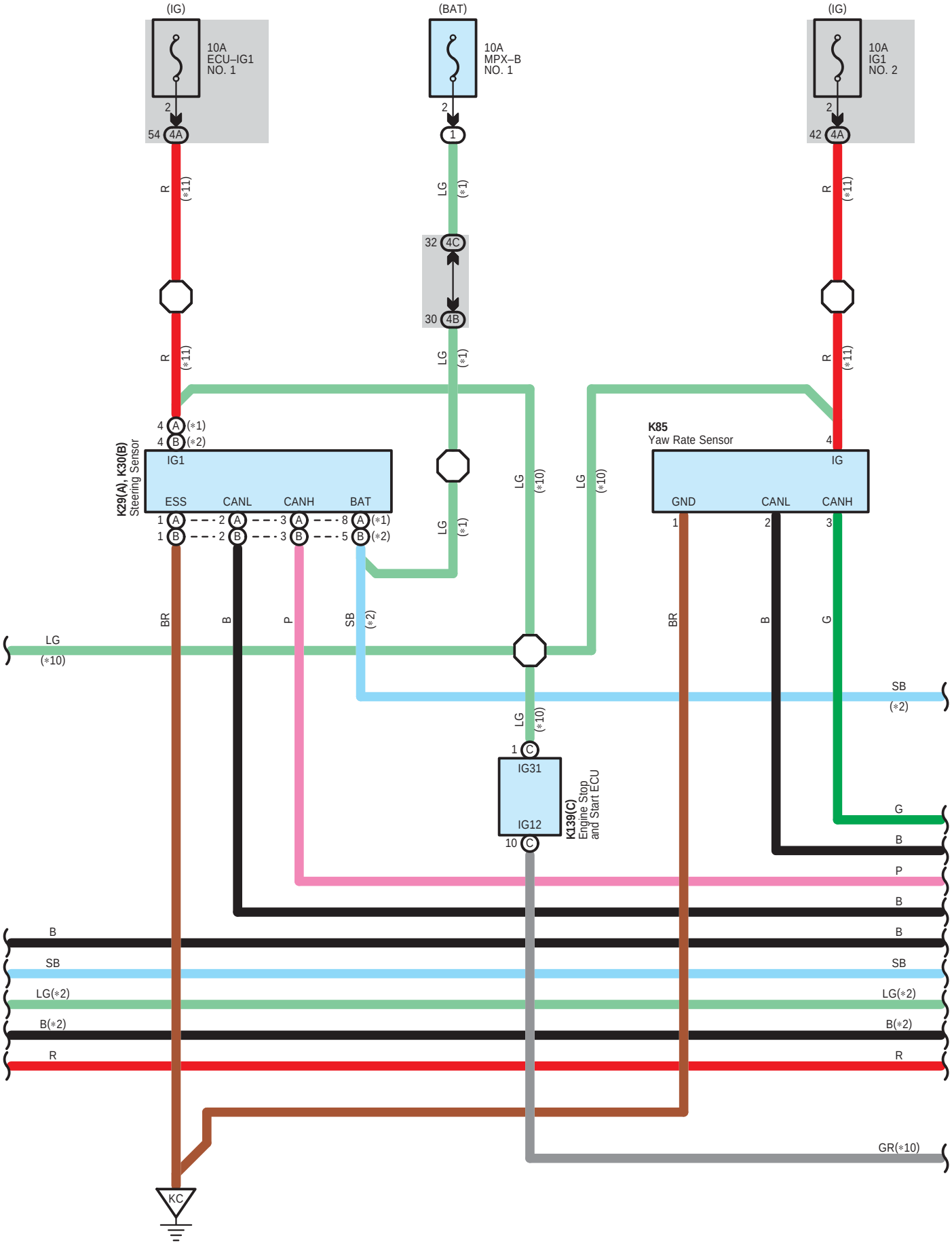
(IG)
10A
ECU–IG1
NO. 1
(BAT)
10A
MPX–B
NO. 1
(IG)
10A
IG1
NO. 2
54 4A
1
42 4A
R (*11)
LG (*1)
32 4C
30 4B
4 A (*1)
4 B (*2)
K29(A), K30(B)
Steering Sensor
IG1
ESS
CANL
CANH
BAT
K85
Yaw Rate Sensor
IG
GND
CANL
CANH
LG (*10)
BR
B
P
SB (*2)
G
IG31
IG12
K139(C)
Engine Stop
and Start ECU
LG(*2)
B(*2)
GR(*10)
KC

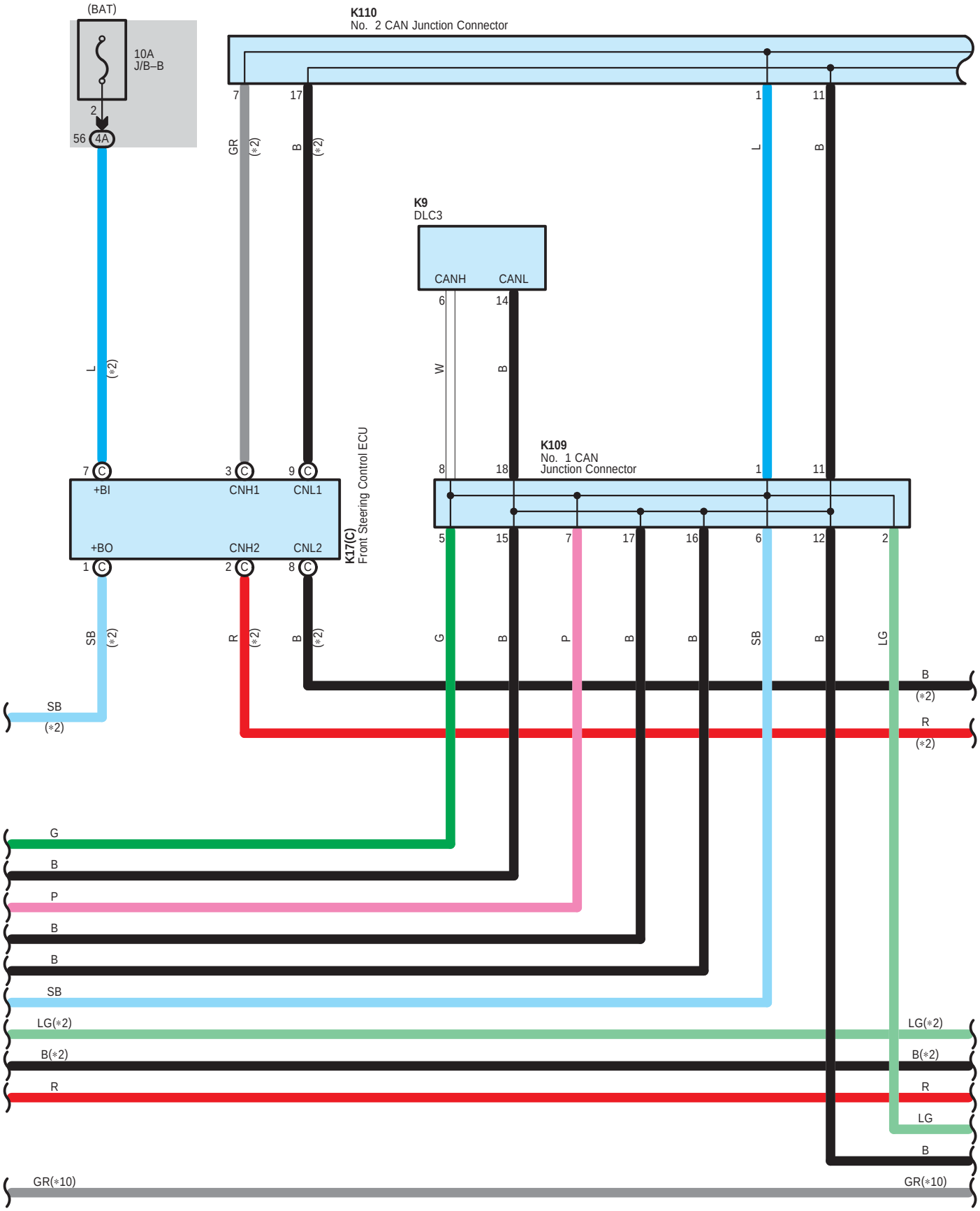
(BAT)
10A
J/B–B
2
56
4A
K110
No. 2 CAN Junction Connector
7
17
1
11
GR
(*2)
B
(*2)
L
B
K9
DLC3
CANH
CANL
6
14
W
B
L
(*2)
K109
No. 1 CAN
Junction Connector
8
18
1
11
7
3
9
+BI
CNH1
CNL1
K17(C)
Front Steering Control ECU
+BO
CNH2
CNL2
1
2
8
5
15
7
17
16
6
12
2
SB
(*2)
R
(*2)
B
(*2)
G
B
P
B
B
SB
B
LG
B
(*2)
R
(*2)
SB
(*2)
G
B
P
B
B
SB
LG(*2)
LG(*2)
B(*2)
B(*2)
R
R
LG
B
GR(*10)
GR(*10)

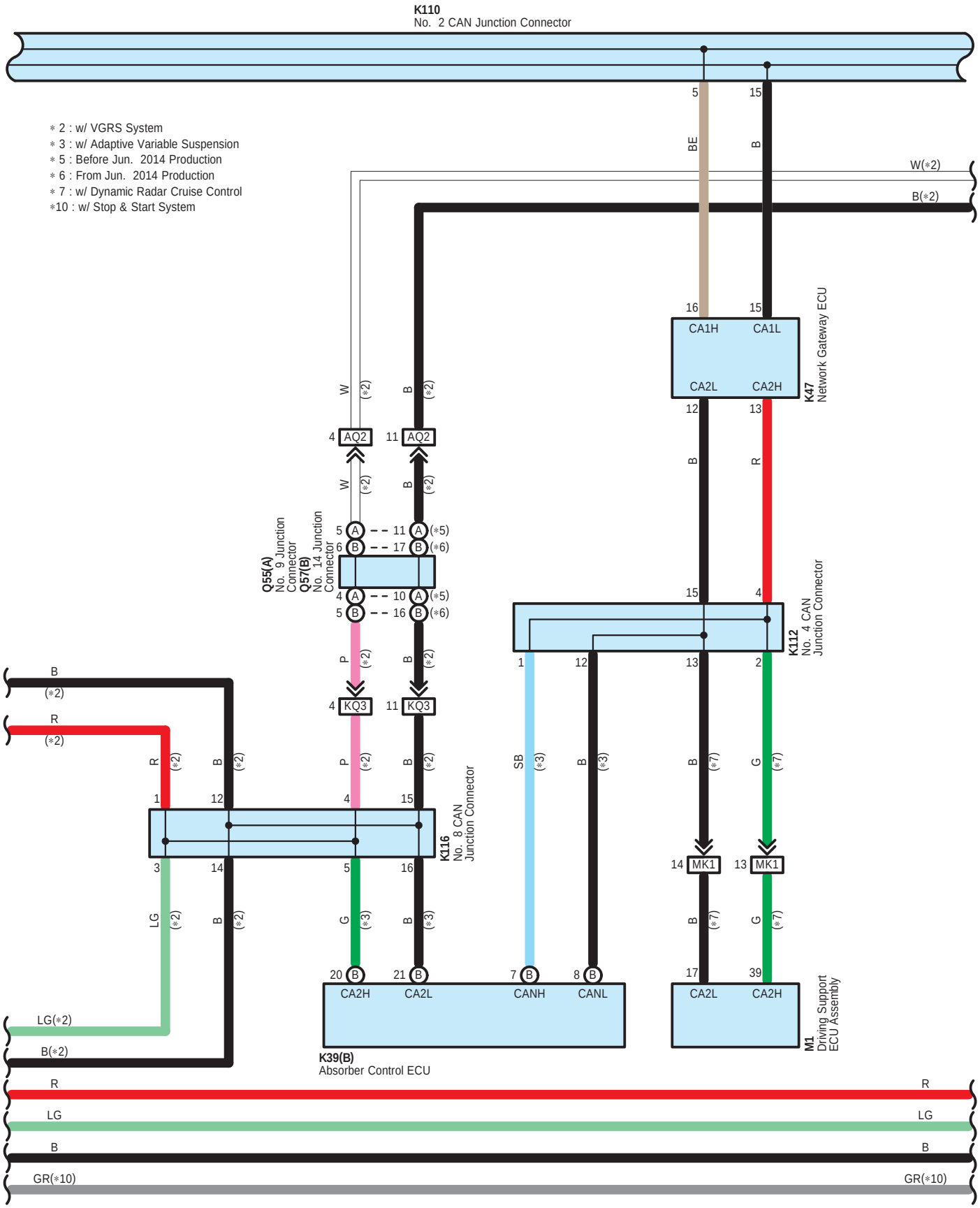
K110
No. 2 CAN Junction Connector
∗2 : w/ VGRS System
∗3 : w/ Adaptive Variable Suspension
∗5 : Before Jun. 2014 Production
∗6 : From Jun. 2014 Production
∗7 : w/ Dynamic Radar Cruise Control
∗10 : w/ Stop & Start System
W(∗2)
B(∗2)
CA1H
CA1L
CA2L
CA2H
K47
Network Gateway ECU
AQ2
Q55(A)
No. 9 Junction Connector
Q57(B)
No. 14 Junction Connector
K112
No. 4 CAN Junction Connector
KQ3
K116
No. 8 CAN Junction Connector
MK1
CANH
CANL
K39(B)
Absorber Control ECU
M1
Driving Support ECU Assembly
LG(∗2)
GR(∗10)

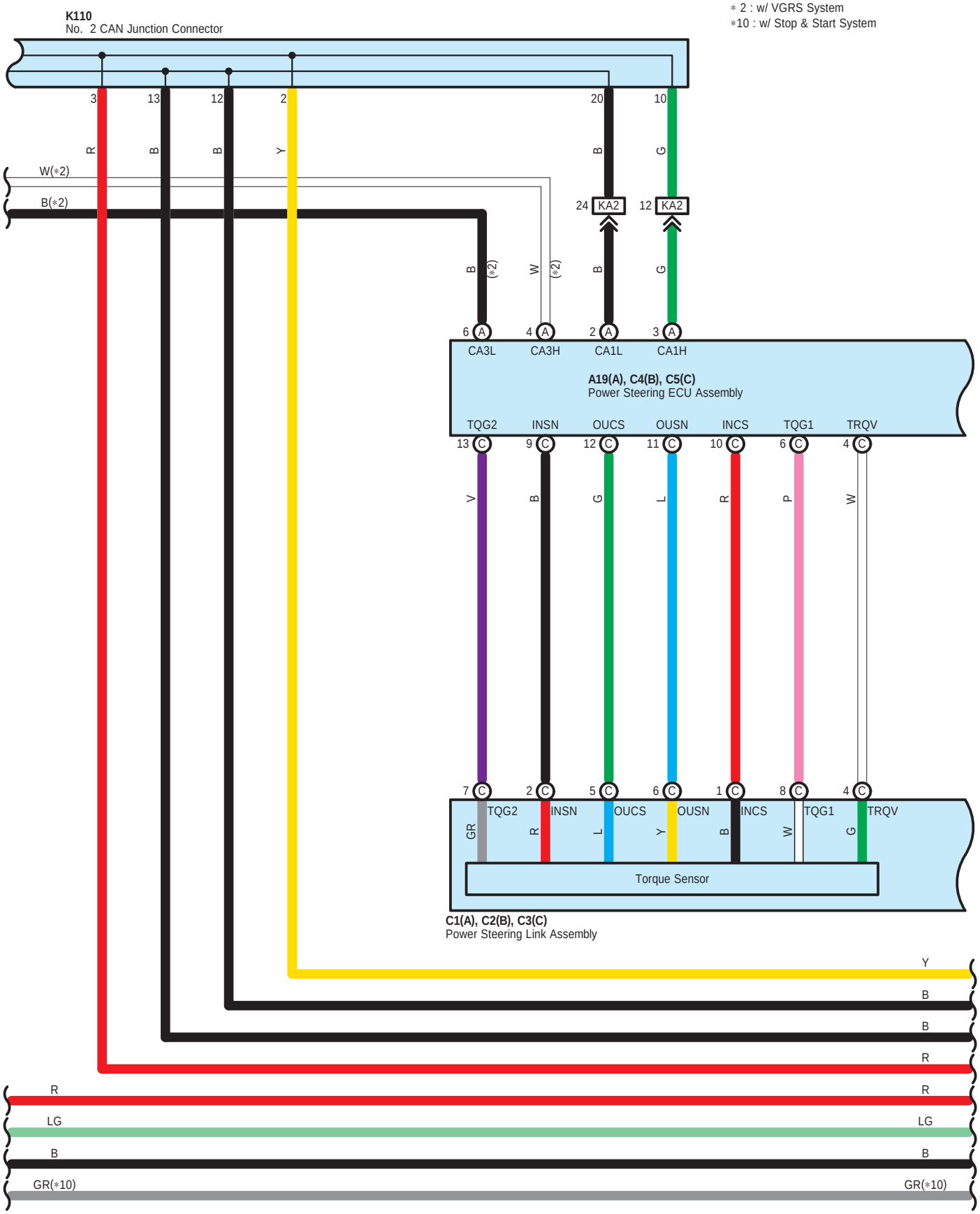
∗ 2 : w/ VGRS System
∗10 : w/ Stop & Start System
K110
No. 2 CAN Junction Connector
3
13
12
2
20
10
R
B
B
Y
B
G
W(∗2)
B(∗2)
24 KA2
12 KA2
B (∗2)
W (∗2)
B
G
6 A
4 A
2 A
3 A
CA3L
CA3H
CA1L
CA1H
A19(A), C4(B), C5(C)
Power Steering ECU Assembly
TQG2
INSN
OUCS
OUSN
INCS
TQG1
TRQV
13 C
9 C
12 C
11 C
10 C
6 C
4 C
V
B
G
L
R
P
W
7 C
2 C
5 C
6 C
1 C
8 C
4 C
TQG2
INSN
OUCS
OUSN
INCS
TQG1
TRQV
GR
R
L
Y
B
W
G
Torque Sensor
C1(A), C2(B), C3(C)
Power Steering Link Assembly
Y
B
B
R
R
R
LG
LG
B
B
GR(∗10)
GR(∗10)

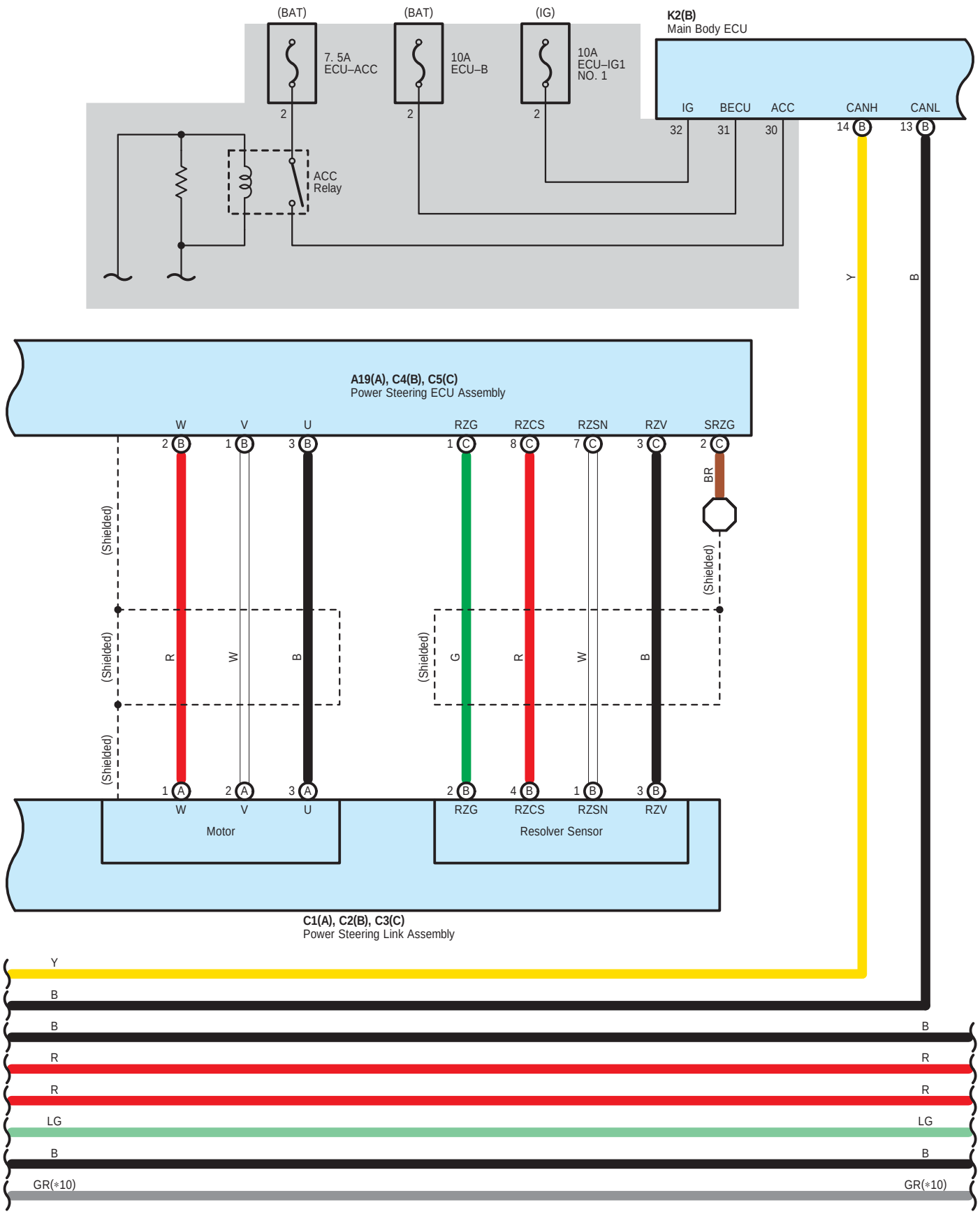
(BAT)
7. 5A
ECU–ACC
(BAT)
10A
ECU–B
(IG)
10A
ECU–IG1
NO. 1
K2(B)
Main Body ECU
IG
BECU
ACC
CANH
CANL
32
31
30
14
13
ACC
Relay
Y
B
A19(A), C4(B), C5(C)
Power Steering ECU Assembly
W
V
U
RZG
RZCS
RZSN
RZV
SRZG
BR
(Shielded)
R
W
B
G
Motor
Resolver Sensor
C1(A), C2(B), C3(C)
Power Steering Link Assembly
LG
GR(*10)

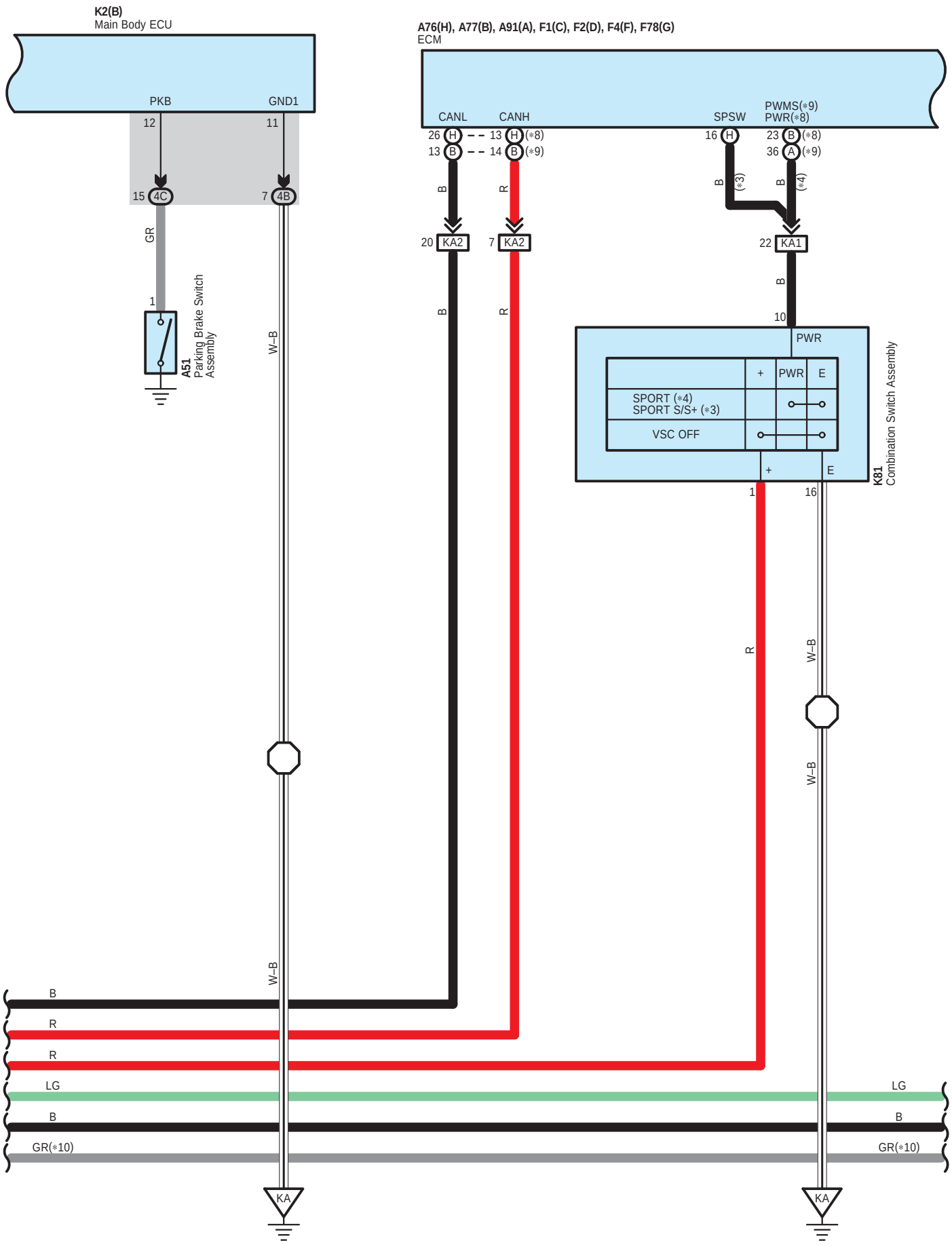
K2(B)
Main Body ECU
PKB
GND1
12
11
15 4C
7 4B
GR
1
A51
Parking Brake Switch
Assembly
W–B
A76(H), A77(B), A91(A), F1(C), F2(D), F4(F), F78(G)
ECM
CANL
CANH
SPSW
PWMS(∗9)
PWR(∗8)
26 H
13 B
13 H (∗8)
14 B (∗9)
16 H
23 B (∗8)
36 A (∗9)
B
R
B (∗3)
B (∗4)
20 KA2
7 KA2
22 KA1
B
B
R
10
PWR
+
PWR
E
SPORT (∗4)
SPORT S/S+ (∗3)
VSC OFF
+
E
K81
Combination Switch Assembly
1
16
R
W–B
W–B
W–B
B
R
R
LG
B
GR(∗10)
LG
B
GR(∗10)
KA
KA

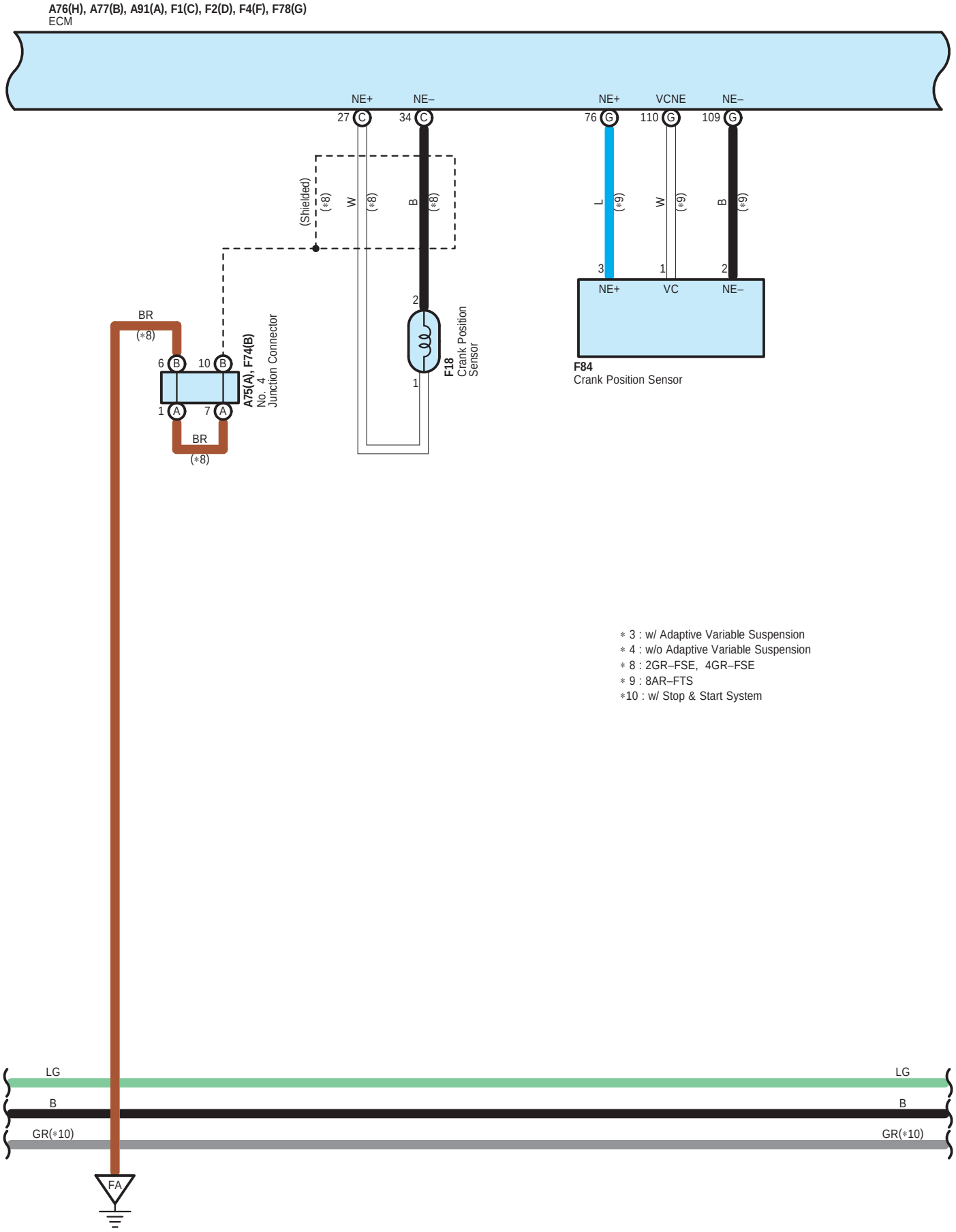
A76(H), A77(B), A91(A), F1(C), F2(D), F4(F), F78(G)
ECM
NE+
NE–
27 C
34 C
NE+
VCNE
NE–
76 G
110 G
109 G
(Shielded)
(*8)
W
(*8)
B
(*8)
L
(*9)
W
(*9)
B
(*9)
3
1
2
NE+
VC
NE–
F84
Crank Position Sensor
2
1
F18
Crank Position Sensor
BR
(*8)
6 B
10 B
1 A
7 A
A75(A), F74(B)
No. 4
Junction Connector
BR
(*8)
* 3 : w/ Adaptive Variable Suspension
* 4 : w/o Adaptive Variable Suspension
* 8 : 2GR–FSE, 4GR–FSE
* 9 : 8AR–FTS
*10 : w/ Stop & Start System
LG
LG
B
B
GR(*10)
GR(*10)
FA

**A76(H), A77(B), A91(A), F1(C), F2(D), F4(F), F78(G)**
ECM

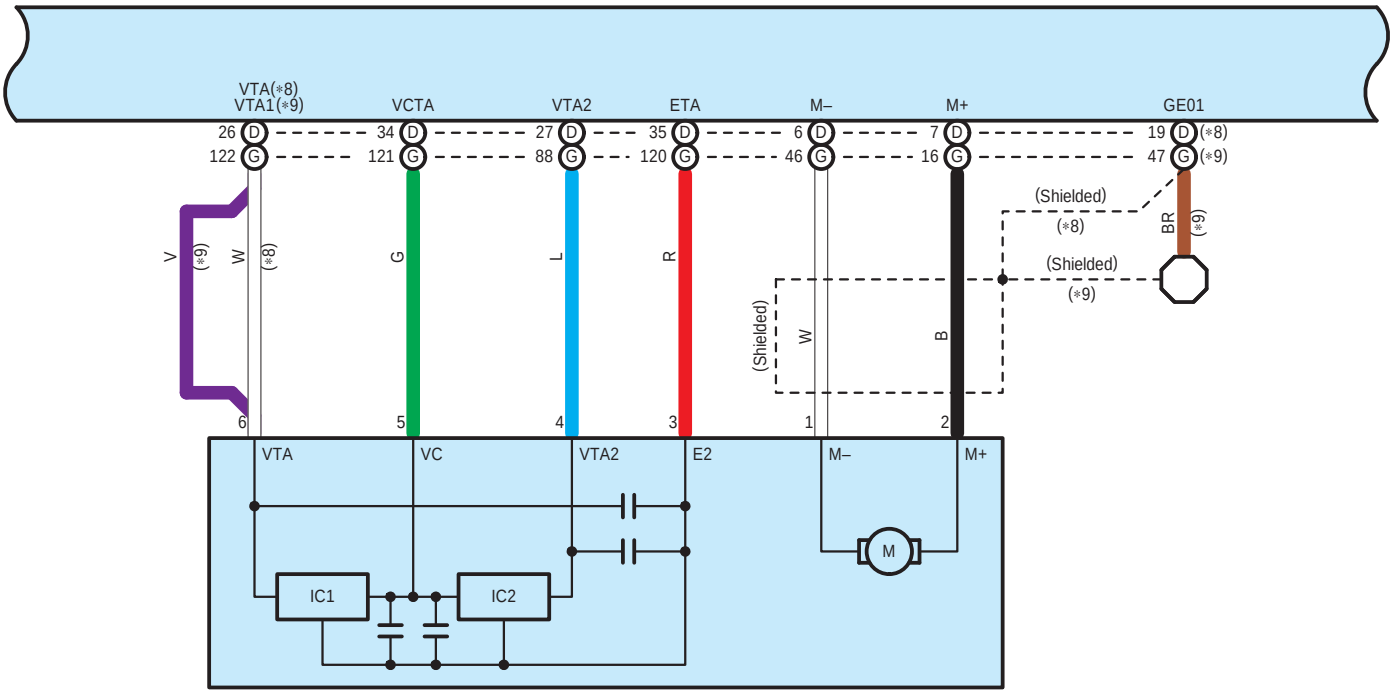


**F21**
Throttle Body with Motor Assembly

∗ 8 : 2GR–FSE, 4GR–FSE
∗ 9 : 8AR–FTS
∗10 : w/ Stop & Start System

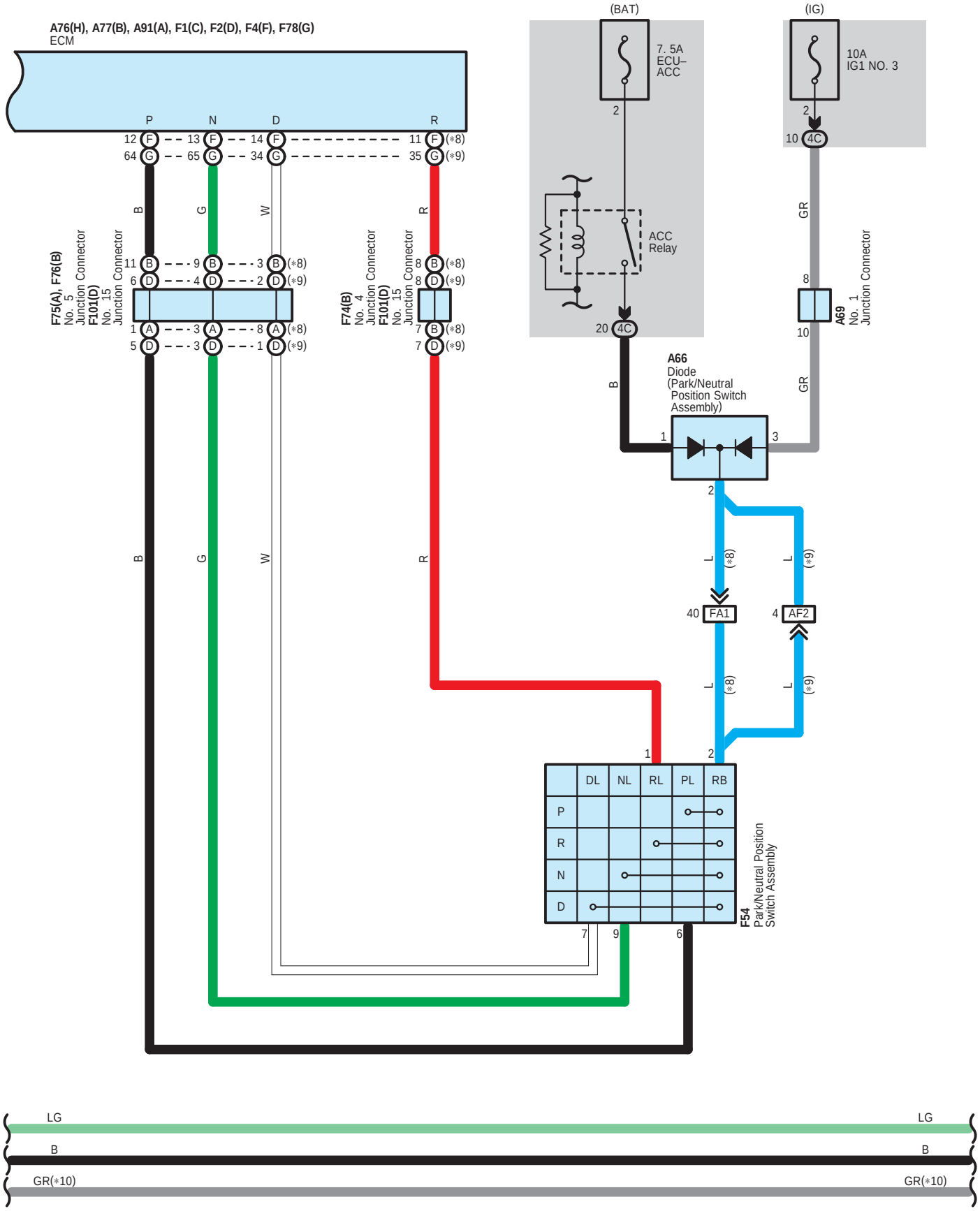
A76(H), A77(B), A91(A), F1(C), F2(D), F4(F), F78(G)
ECM
P
N
D
R
(BAT)
7. 5A
ECU–
ACC
(IG)
10A
IG1 NO. 3
ACC
Relay
F75(A), F76(B)
No. 5
Junction Connector
F101(D)
No. 15
Junction Connector
F74(B)
No. 4
Junction Connector
F101(D)
No. 15
Junction Connector
A69
No. 1
Junction Connector
A66
Diode
(Park/Neutral
Position Switch
Assembly)
FA1
AF2
DL
NL
RL
PL
RB
F54
Park/Neutral Position
Switch Assembly
LG
B
GR(*10)

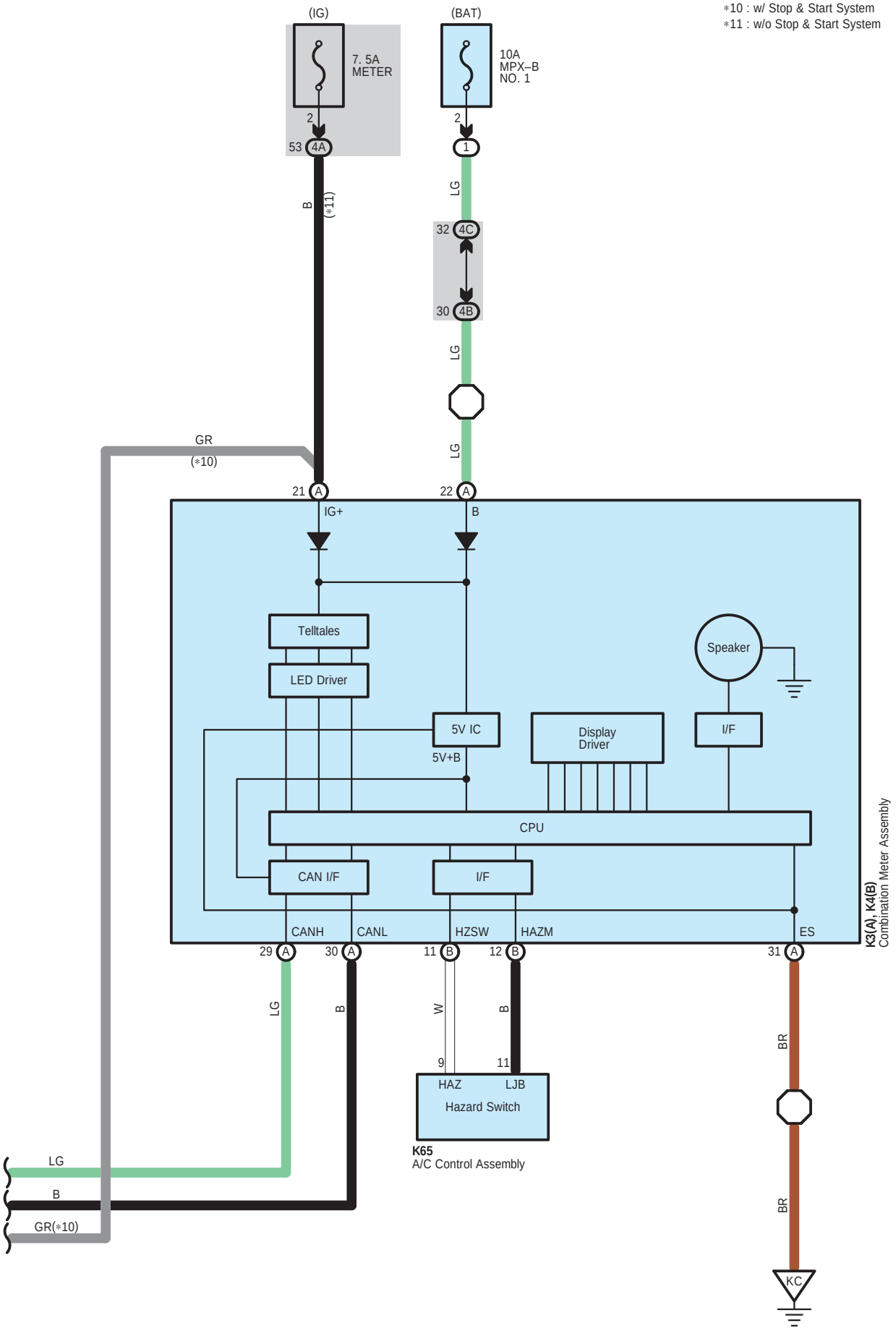
∗10 : w/ Stop & Start System
∗11 : w/o Stop & Start System
(IG)
(BAT)
7. 5A
METER
10A
MPX–B
NO. 1
2
53 4A
2
1
B
(∗11)
LG
32 4C
30 4B
LG
LG
GR
(∗10)
21 A
22 A
IG+
B
Telltales
LED Driver
Speaker
5V IC
5V+B
Display
Driver
I/F
CPU
CAN I/F
I/F
CANH
CANL
HZSW
HAZM
ES
29 A
30 A
11 B
12 B
31 A
LG
B
W
B
BR
9
11
HAZ
LJB
Hazard Switch
K65
A/C Control Assembly
LG
B
GR(∗10)
BR
KC
K3(A), K4(B)
Combination Meter Assembly

A15
Black

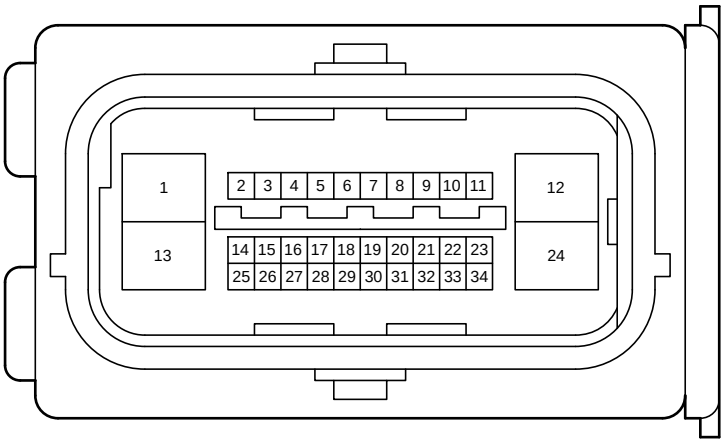


90980-12686

A19
Black

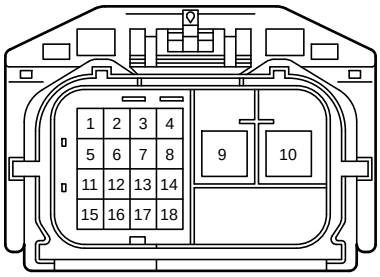


90980-12573

A51
Black

90980-10871

A55
Blue

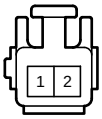


90980-10825

A56
White

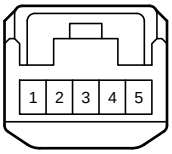


90980-12366

A66
Gray

90980-11071

A69
White

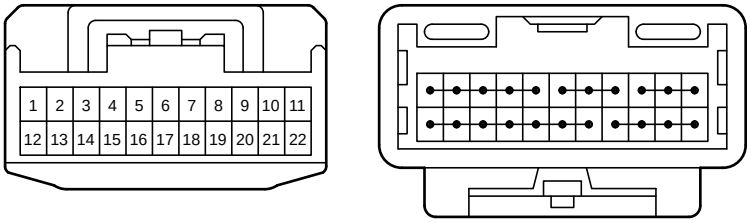


90980-12372

A75
Gray

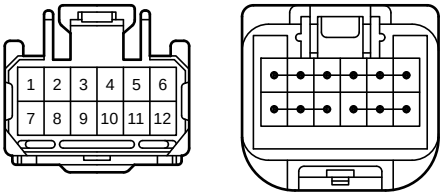


90980-11661

A76
White

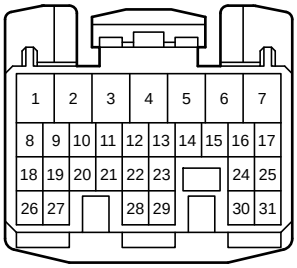


90980-12525

A77
White

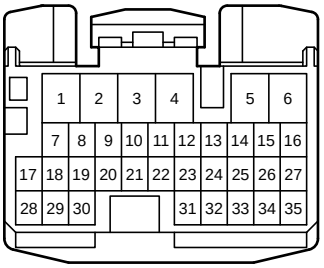


90980-12529

A91
Black

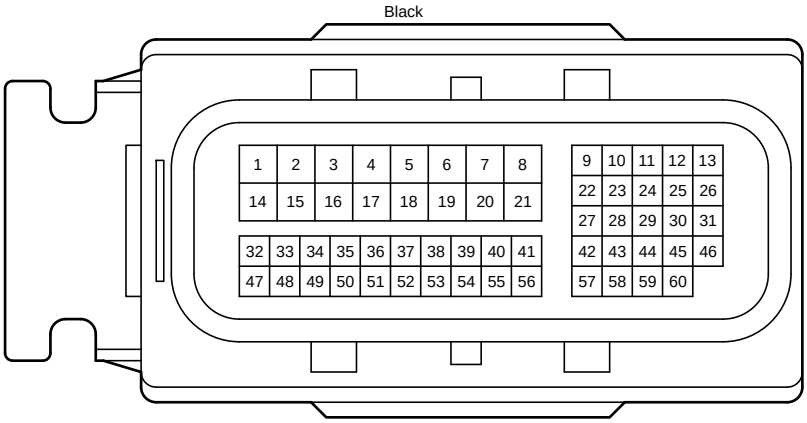


90980-12931

C1
Gray

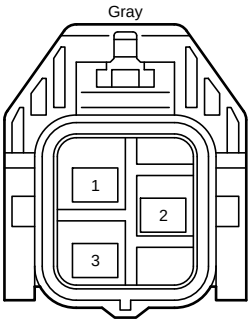


90980-12648

C2
Gray

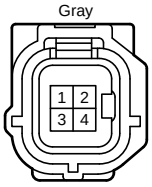


90980-12495

C3
Gray

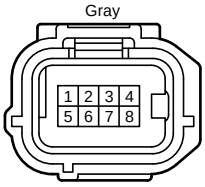


90980-12520

C4
Black

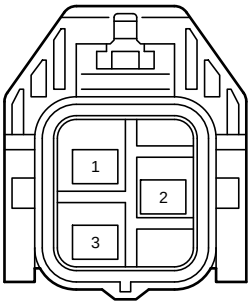


90980-12648

C5
Black

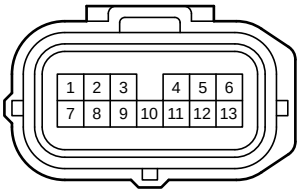


90980-12326

F1
White

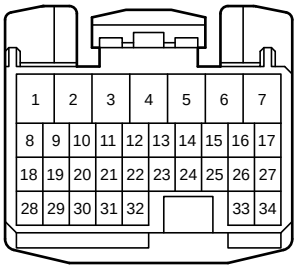


90980-12527

F2
White

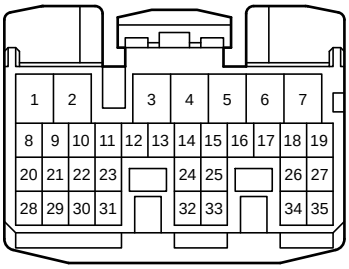


90980-12528

F4
White

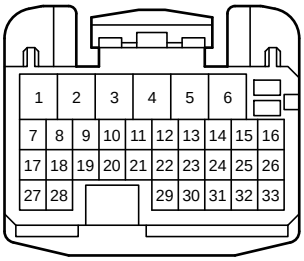


90980-12700

F18
Black

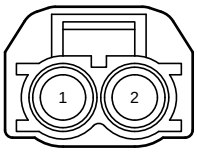


90980-12611

F21
Black

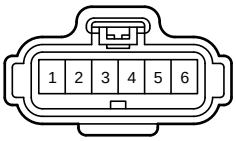


90980-11858

F54
Gray

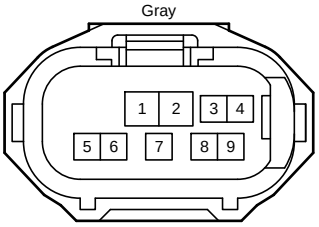


90980-12A23
(2GR-FSE, 4GR-FSE)

F54
Black

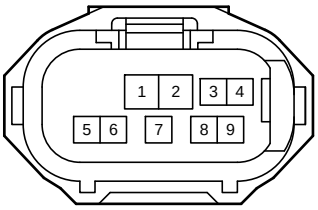


90980-12A23
(8AR-FTS)

F74
Gray

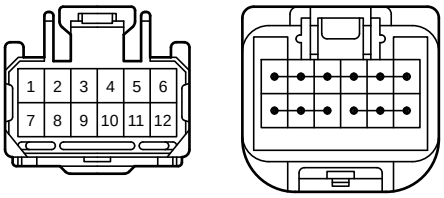


90980-11661

F75
Black

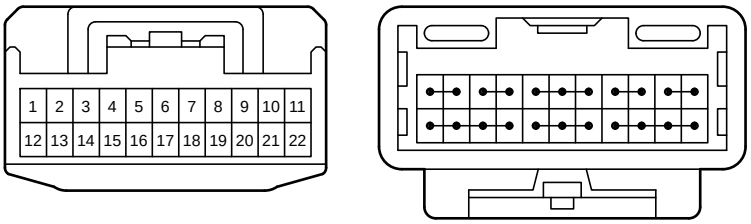


90980-12372

F76
Black

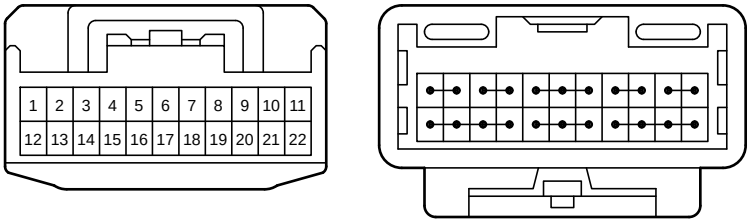


90980-12372

F78
Black

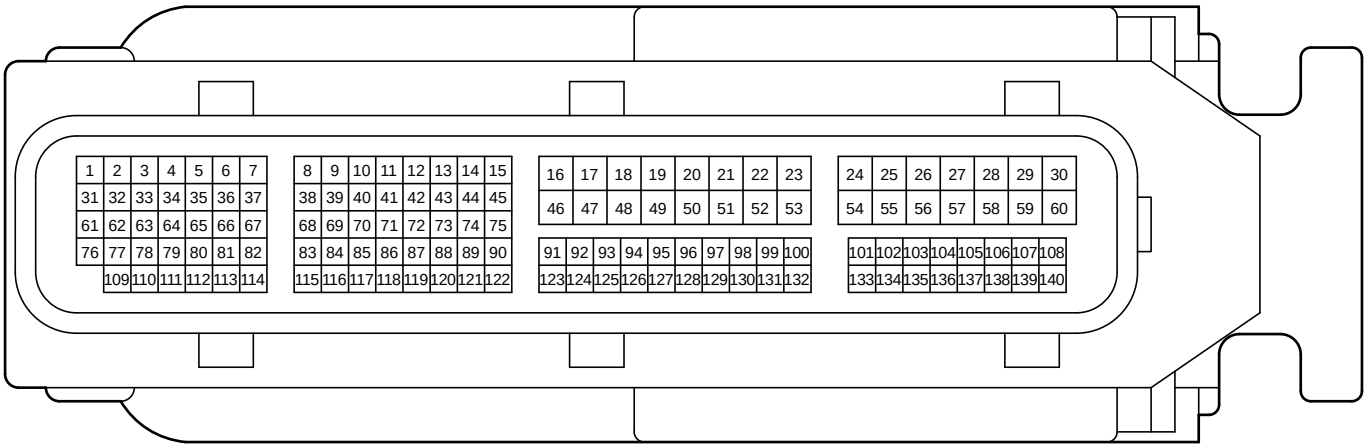


90980-12836

F84
Black

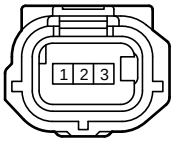


90980-12353

F101
Black

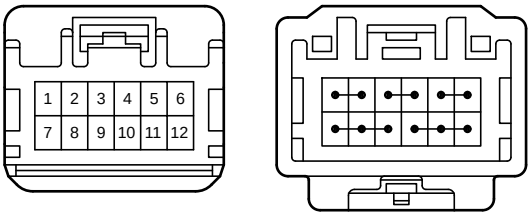


90980-12737

K2
White

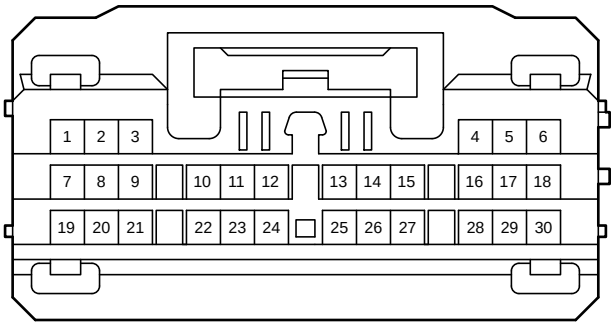


90980-12909

K3
Black

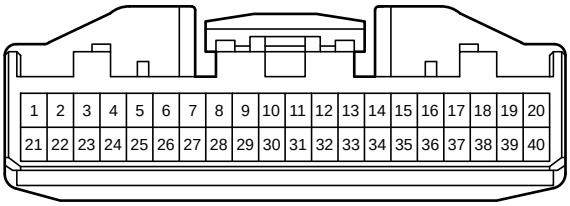


90980-12557

K4
Black

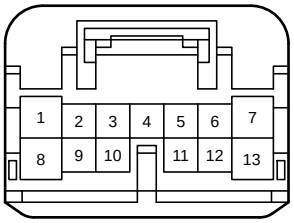


90980-12767

K9
White

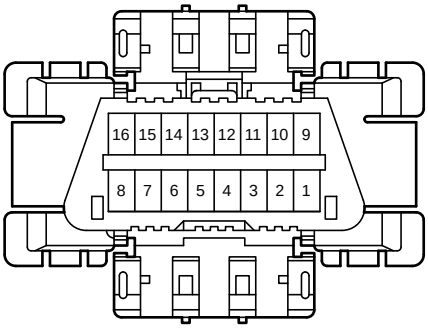


90980-11665

K17
White

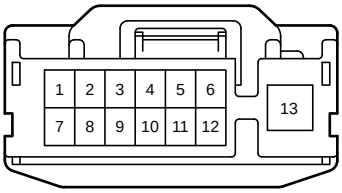


82824-30580

K29
Black

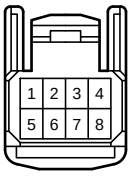


90980-12551

K30
White

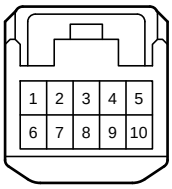


90980-12368

K39
Black

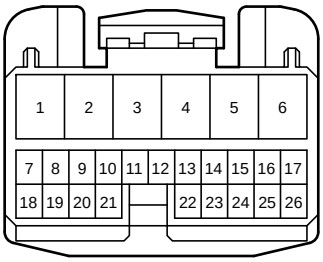


82824-50310

K47
White

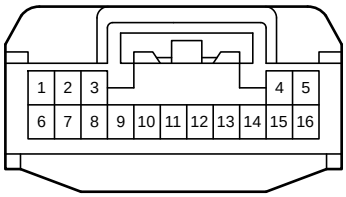


90980-12423

K65
Black




90980-12553

K81
Black




90980-12553

K85
Black

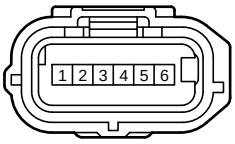


90980-12303

K109
White

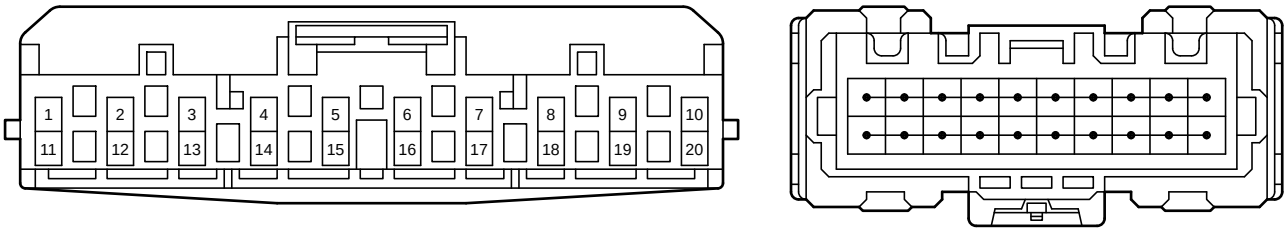


90980-12A58

K110
White

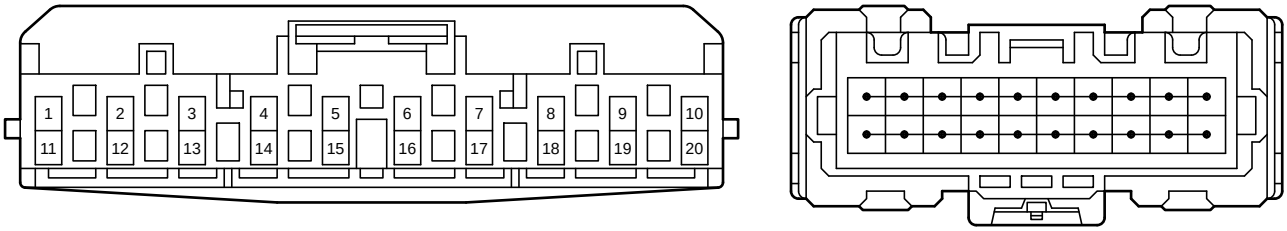


90980-12A58

K112
Black

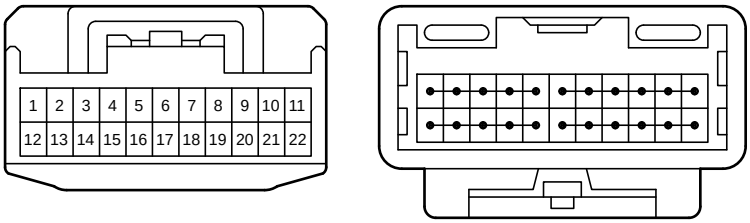


90980-12372

K116
Black

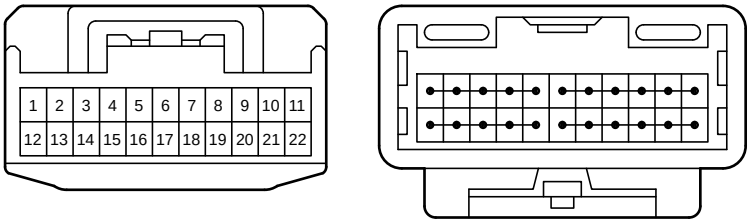


90980-12372

K139
Black

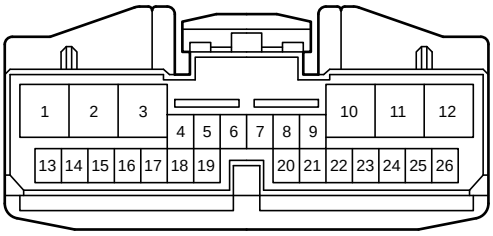


82824-12510

M1
White

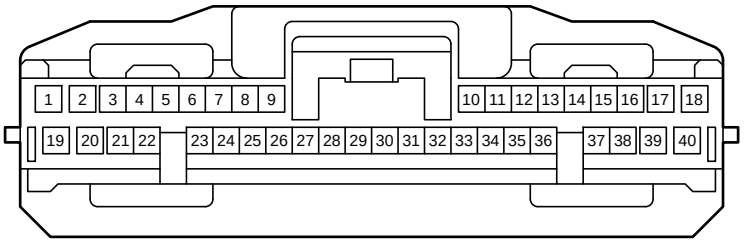


90980-12708

P19
White

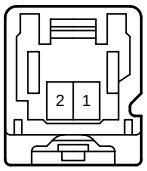


90980-12936

Q28
White

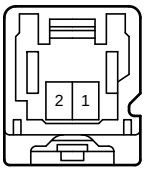


90980-12936

Q55
White

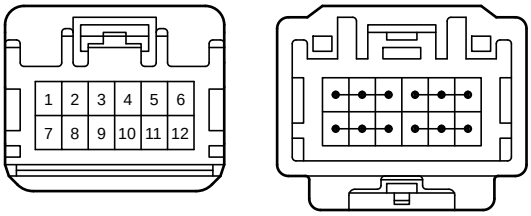


90980-12737

Q57
White

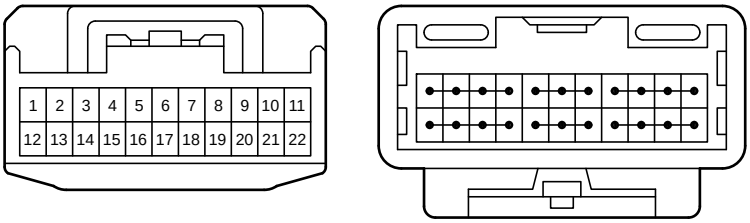


90980-12372

h1
Black

90980-11900

h2
Black

90980-11900

1B

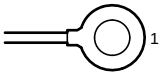


90980-09567

2B
Black

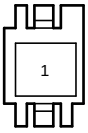


82660-30D50

2D
White

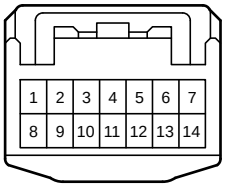


90980-12370

2F
White

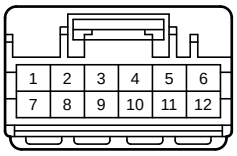


90980-12A56

2G
White

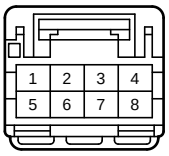


90980-12A54

4A
White

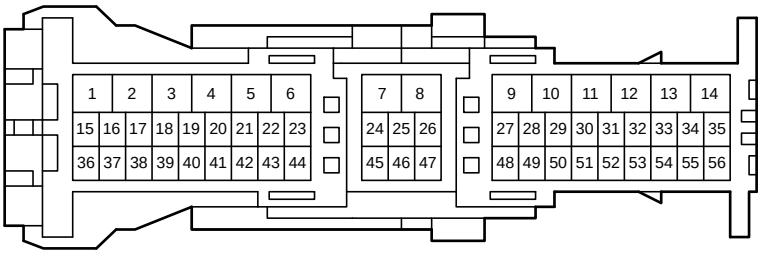


90980-12943

4B
White

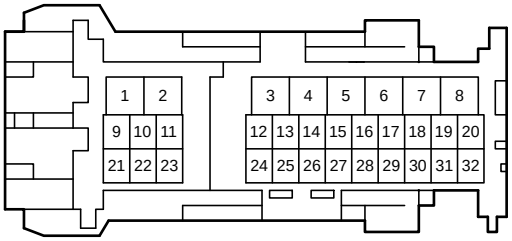


90980-12A48

4C
White

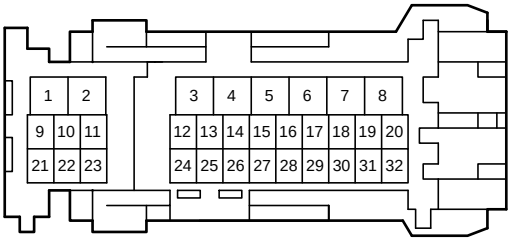


90980-12A47

AF2
Gray

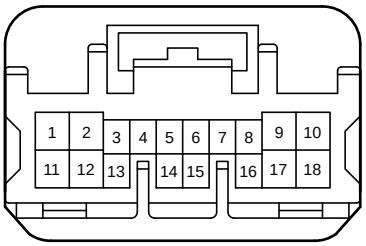


90980-12739

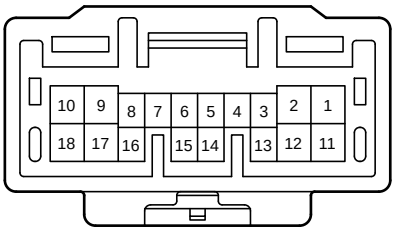


90980-12738

AP1
White

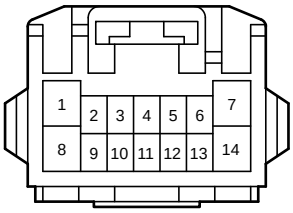


82824-53090

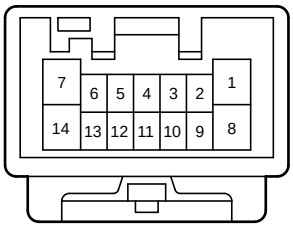


82824-53080

AQ2
White

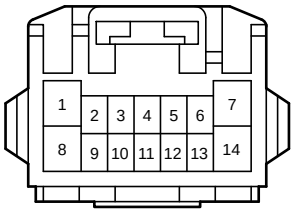


82824-53090

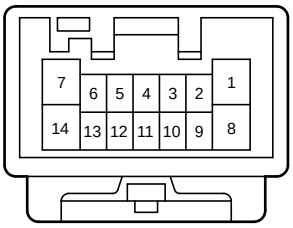


82824-53080

Ah1
Black

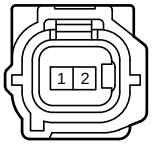


90980-12416

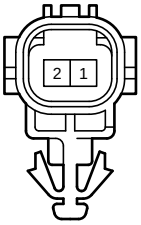


90980-12627

FA1
White

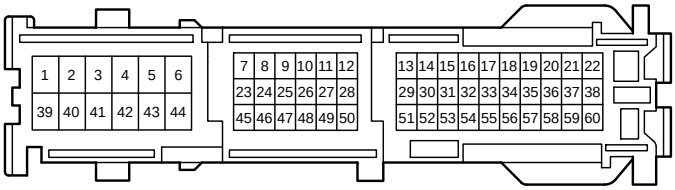


90980-12501

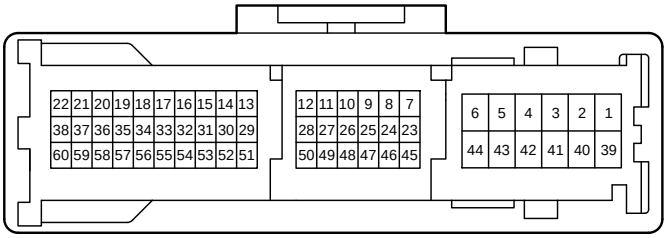


90980-12514

KA1
White

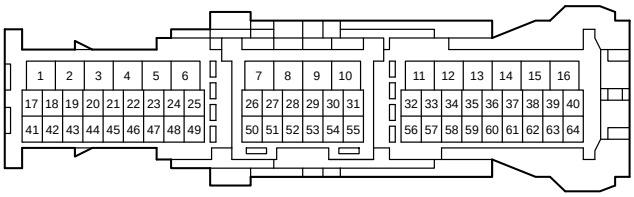


90980-12774

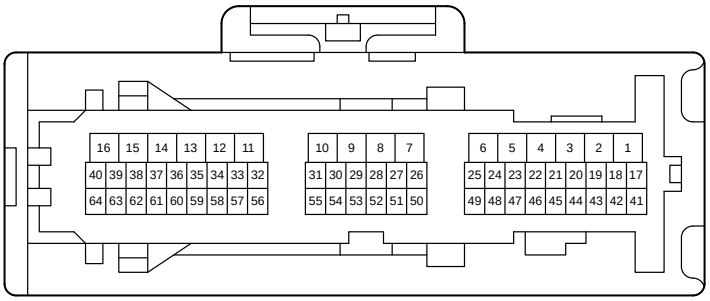


90980-12798

KA2
White

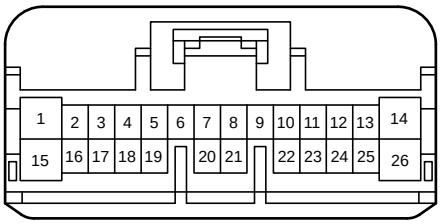


90980-12771

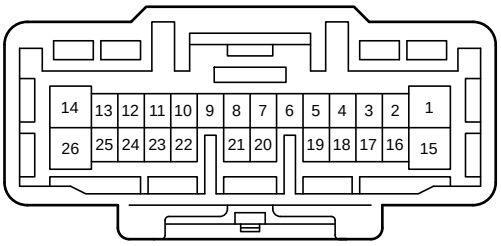


90980-12770

KA4
White

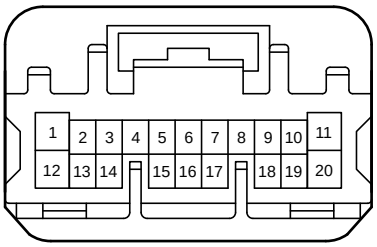


90980-12741

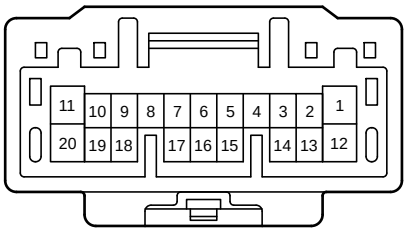


90980-12740

KQ3
White

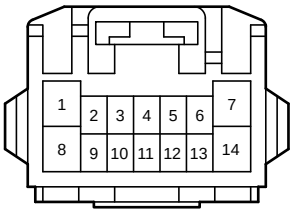


82824-53090

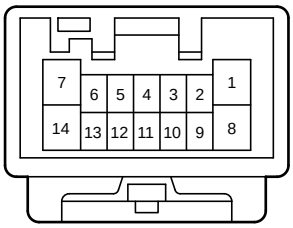


82824-53080

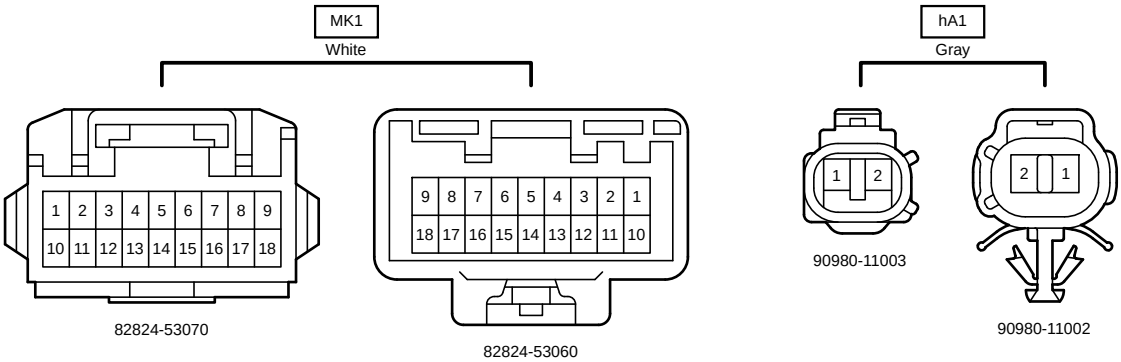
MK1
White
1 2 3 4 5 6 7 8 9
10 11 12 13 14 15 16 17 18
82824-53070
9 8 7 6 5 4 3 2 1
18 17 16 15 14 13 12 11 10
82824-53060
hA1
Gray
1 2
90980-11003
2 1
90980-11002