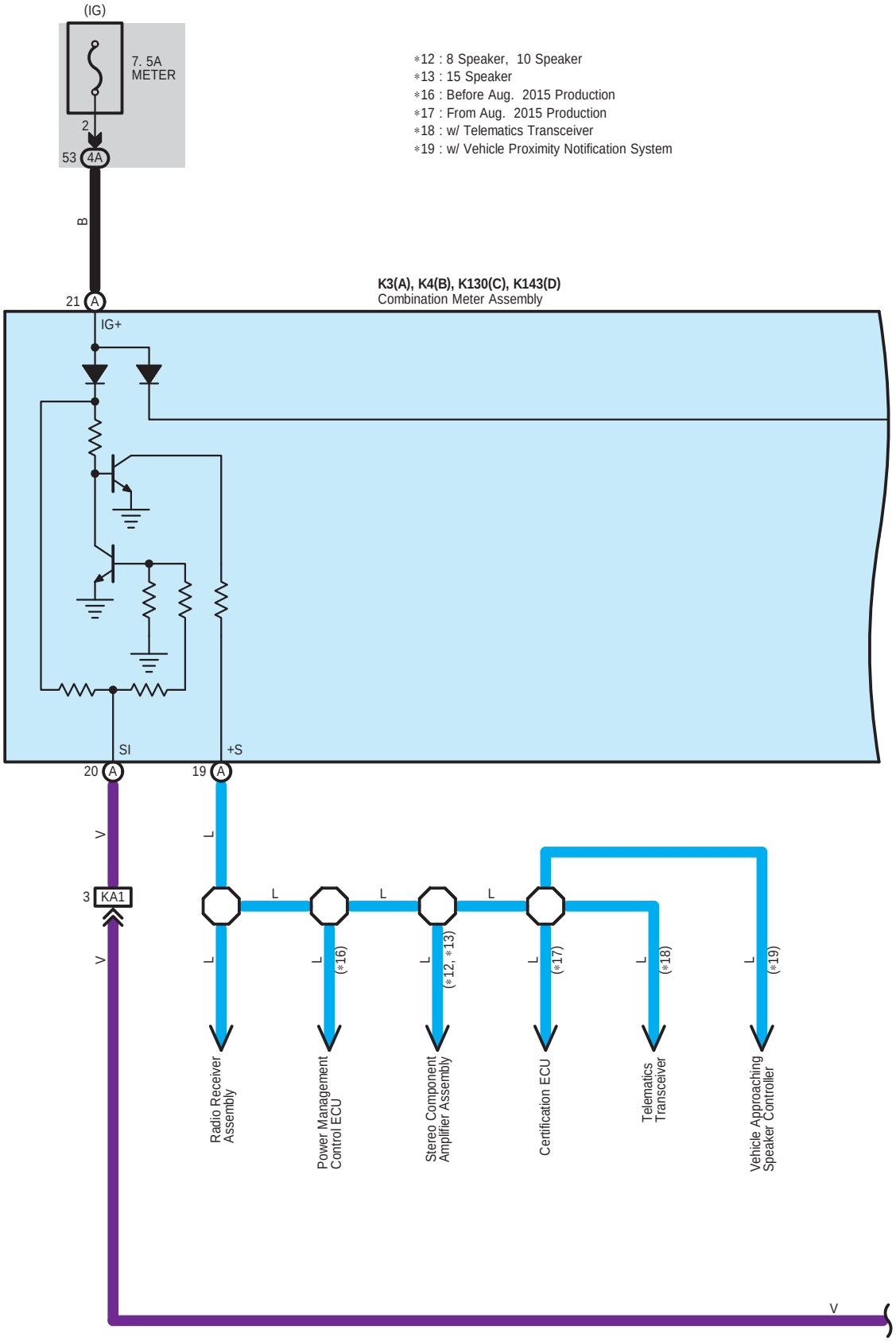

*12 : 8 Speaker, 10 Speaker
*13 : 15 Speaker
*16 : Before Aug. 2015 Production
*17 : From Aug. 2015 Production
*18 : w/ Telematics Transceiver
*19 : w/ Vehicle Proximity Notification System

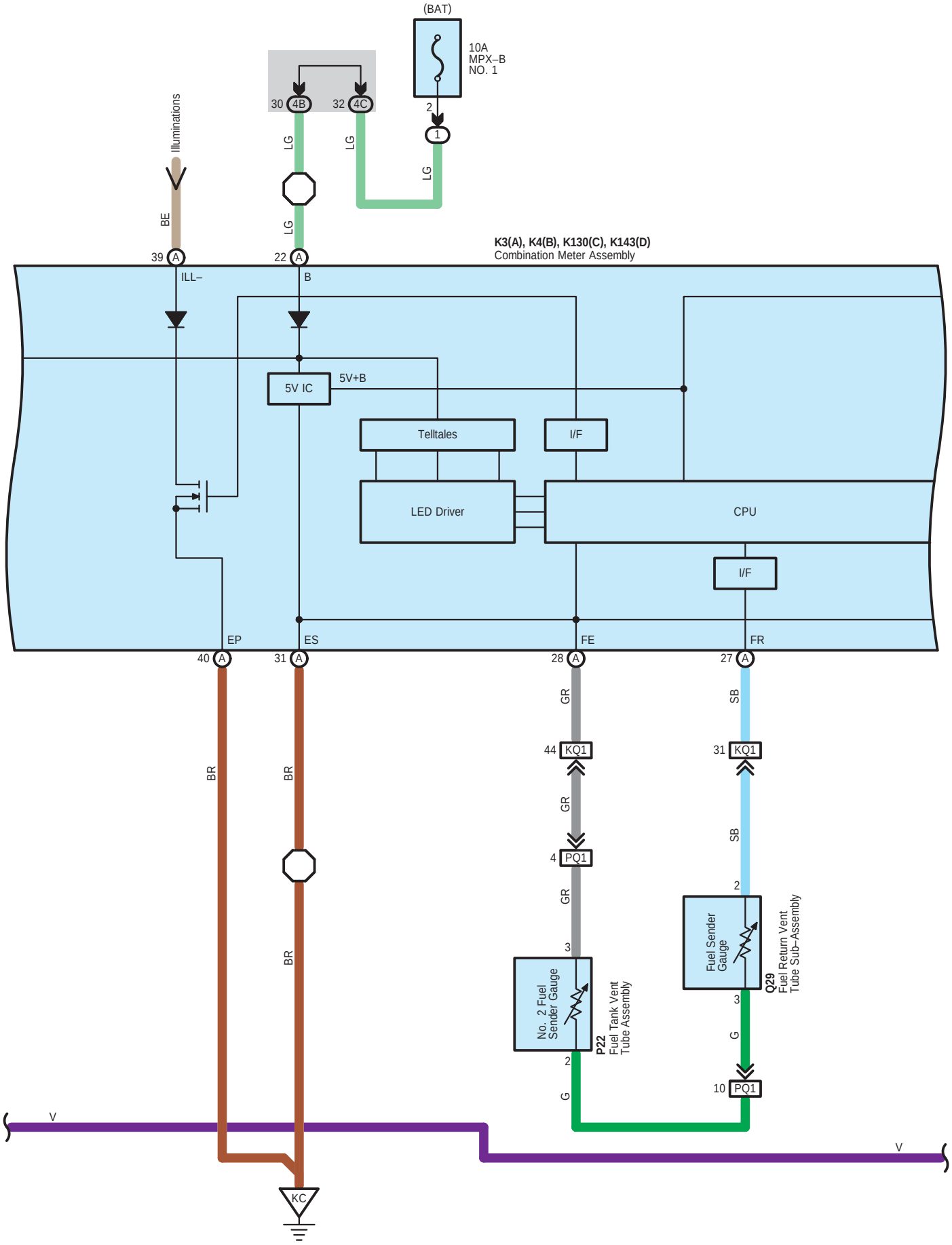
(BAT)
10A
MPX–B
NO. 1
2
1
30 4B
32 4C
LG
LG
LG
LG
Illuminations
BE
39 A
22 A
K3(A), K4(B), K130(C), K143(D)
Combination Meter Assembly
ILL–
B
5V IC
5V+B
Telltales
I/F
LED Driver
CPU
I/F
EP
ES
FE
FR
40 A
31 A
28 A
27 A
GR
SB
44 KQ1
31 KQ1
GR
SB
4 PQ1
2
GR
3
Fuel Sender Gauge
Q29
Fuel Return Vent Tube Sub–Assembly
No. 2 Fuel Sender Gauge
P22
Fuel Tank Vent Tube Assembly
3
G
2
G
10 PQ1
BR
BR
BR
V
V
KC

∗ 3 : w/ Rear Passenger' s Seat Belt Warning
∗16 : Before Aug. 2015 Production
∗17 : From Aug. 2015 Production
∗20 : Before Oct. 2016 Production
∗21 : From Oct. 2016 Production

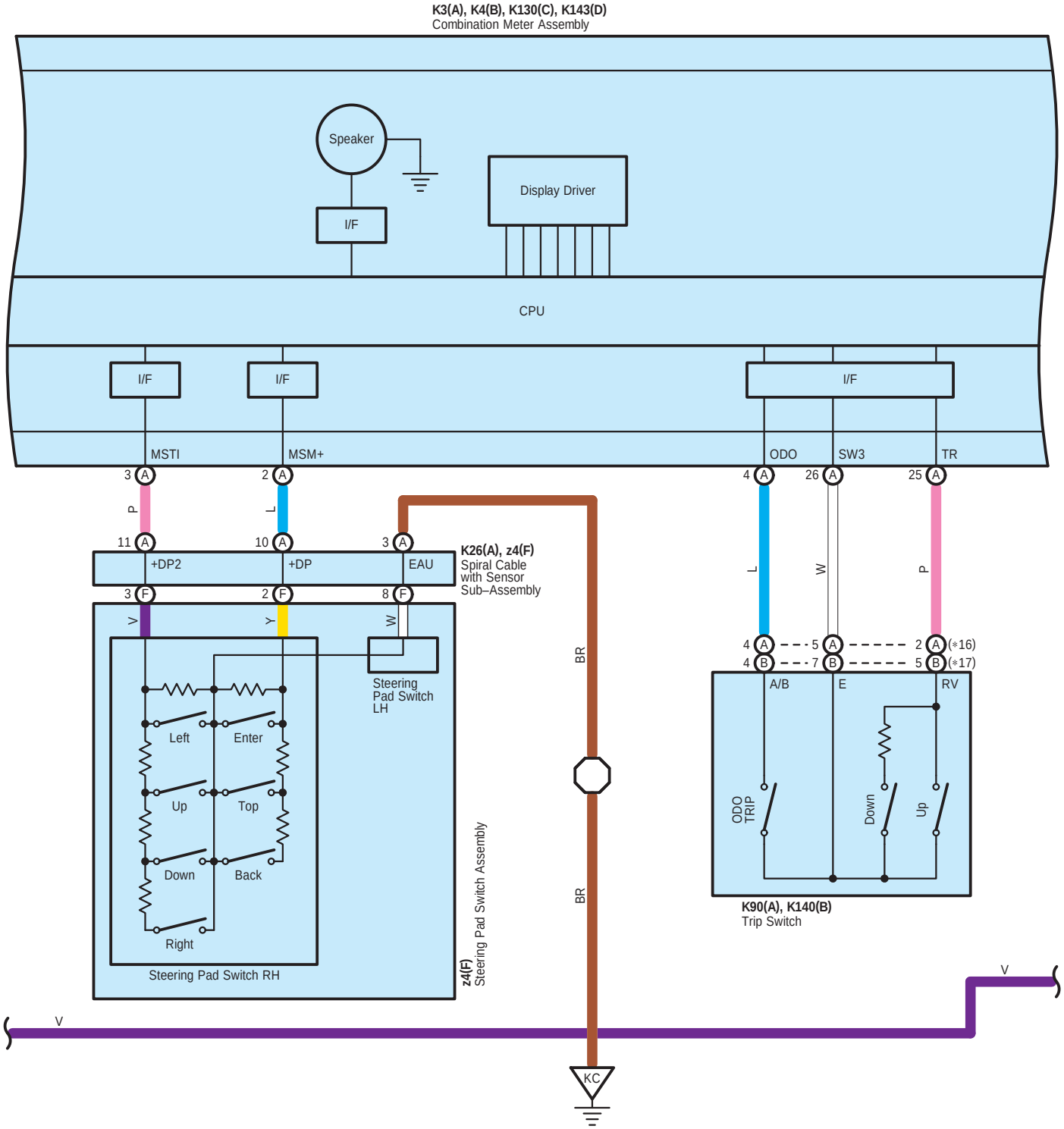

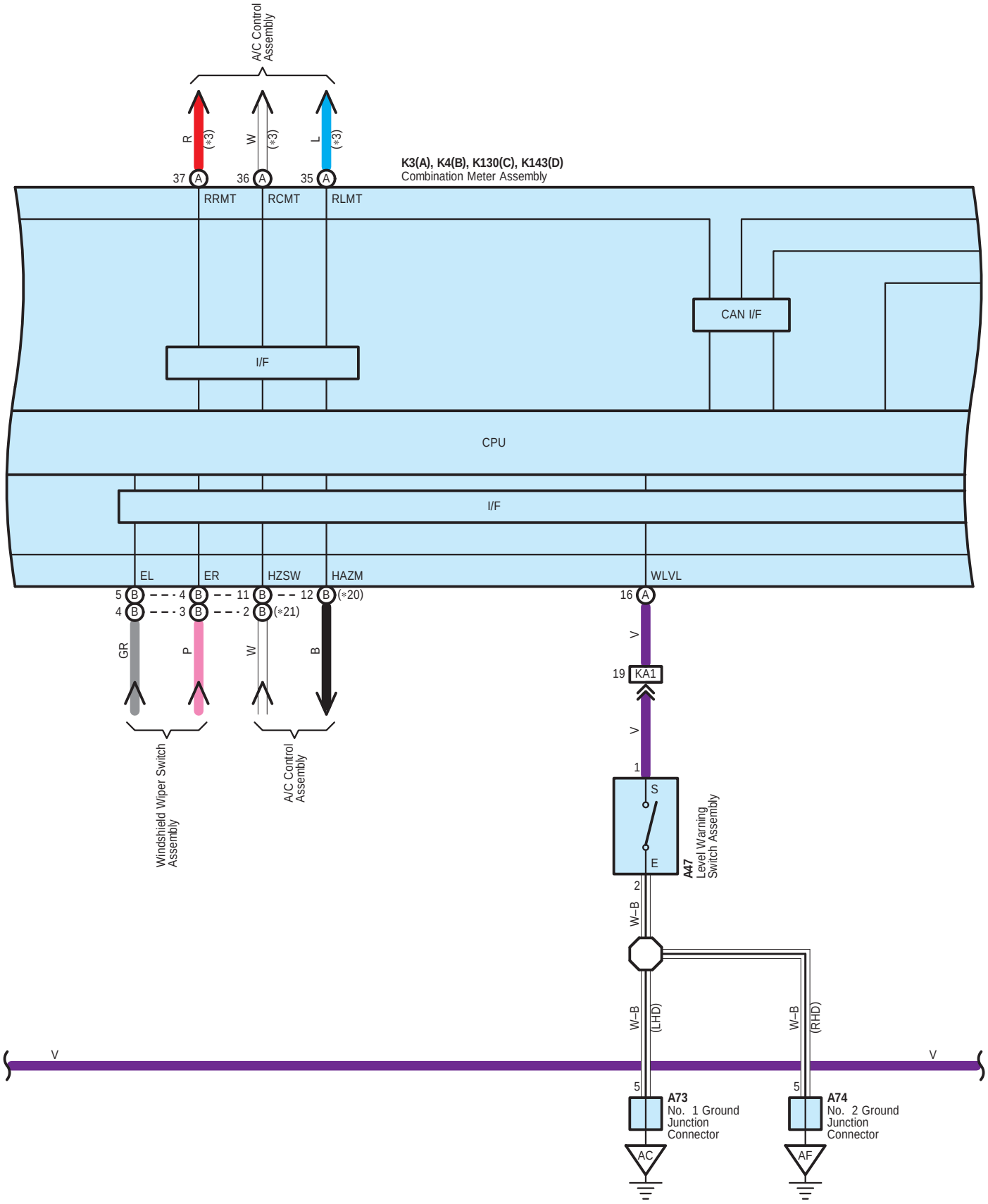
A/C Control Assembly
R
(*3)
W
(*3)
L
(*3)
37 A
36 A
35 A
K3(A), K4(B), K130(C), K143(D)
Combination Meter Assembly
RRMT
RCMT
RLMT
CAN I/F
I/F
CPU
I/F
EL
ER
HZSW
HAZM
WLVL
5 B
4 B
4 B
3 B
11 B
2 B
12 B (*20)
(*21)
16 A
GR
P
W
B
V
19 KA1
V
1
S
E
A47
Level Warning Switch Assembly
2
W–B
Windshield Wiper Switch Assembly
A/C Control Assembly
W–B
(LHD)
W–B
(RHD)
V
V
5
5
A73
No. 1 Ground Junction Connector
A74
No. 2 Ground Junction Connector
AC
AF

∗ 3 : w/ Rear Passenger' s Seat Belt Warning
∗ 4 : w/ Seat Position Memory
∗ 5 : w/o Seat Position Memory
∗ 6 : w/ LEXUS Navigation System
∗ 7 : w/ Auto Wiper System
∗ 9 : w/o LEXUS Navigation System
∗14 : Before Jun. 2014 Production
∗15 : From Jun. 2014 Production
∗16 : Before Aug. 2015 Production
∗20 : Before Oct. 2016 Production
∗21 : From Oct. 2016 Production
∗22 : Before Sep. 2018 Production
∗23 : From Sep. 2018 Production

K3(A), K4(B), K130(C), K143(D)
Combination Meter Assembly

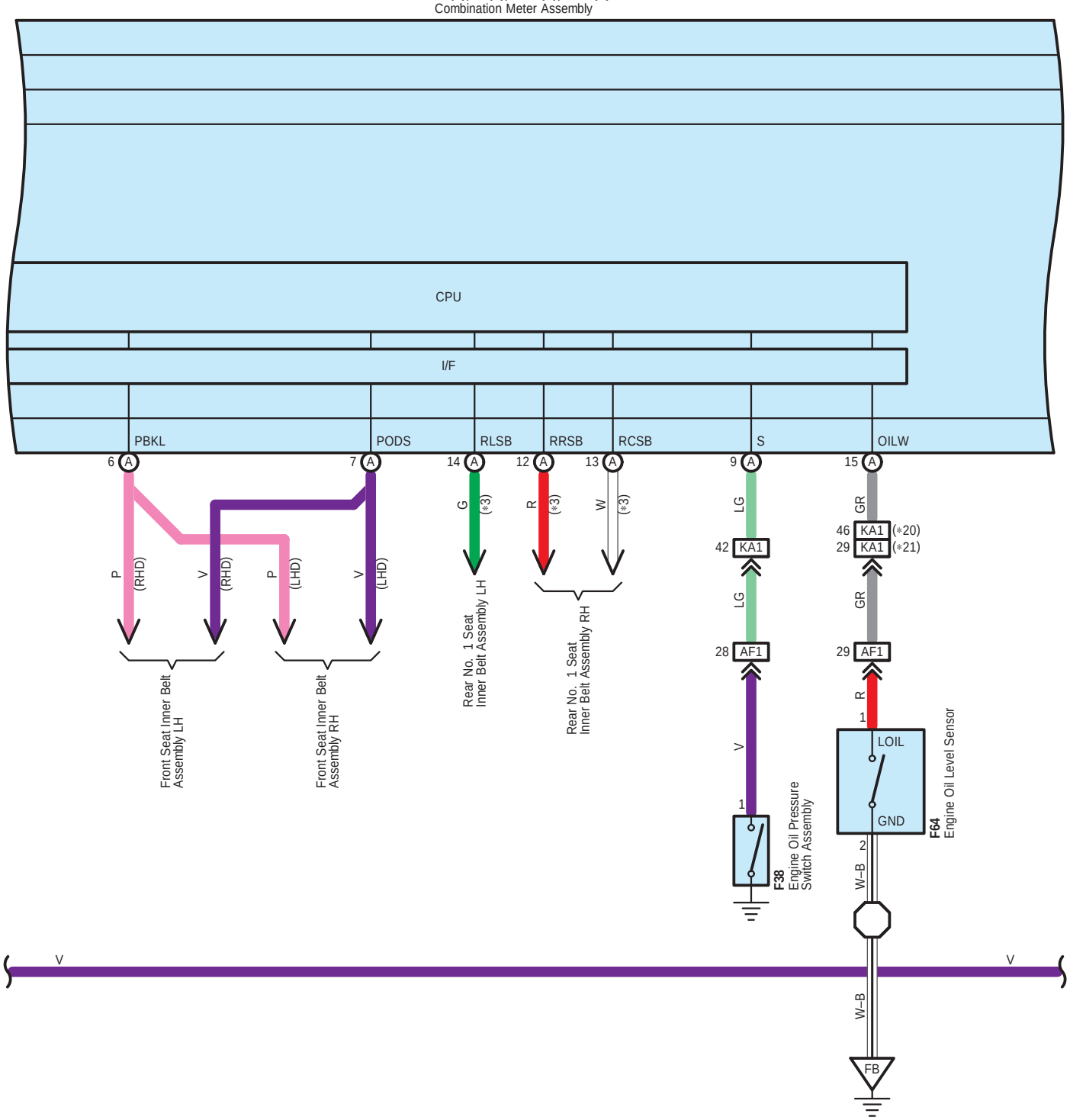

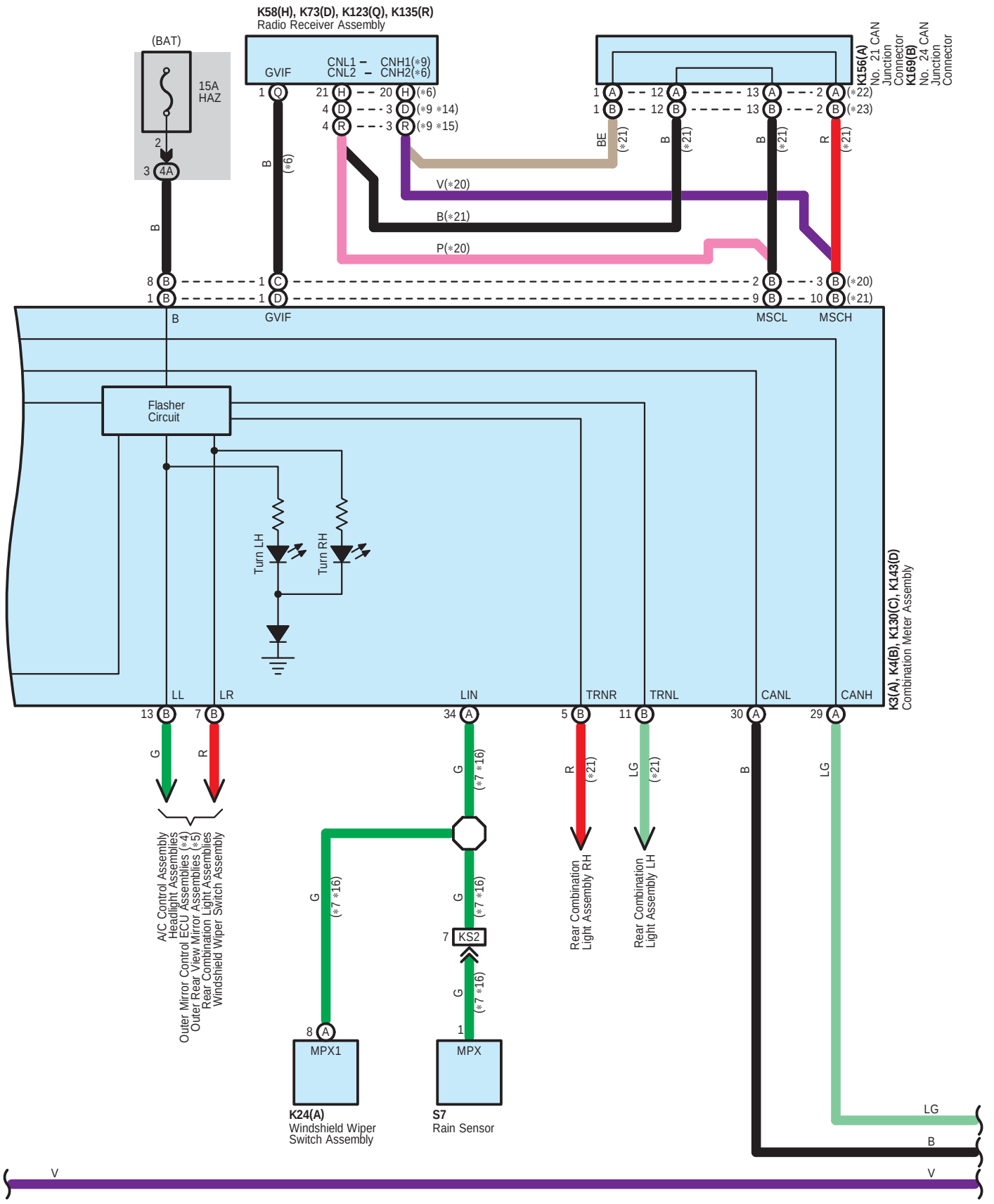
K58(H), K73(D), K123(Q), K135(R)
Radio Receiver Assembly
(BAT)
15A
HAZ
4A
GVIF
CNL1
CNL2
CNH1(*9)
CNH2(*6)
K156(A)
No. 21 CAN
Junction
Connector
K169(B)
No. 24 CAN
Junction
Connector
V(*20)
B(*21)
P(*20)
Flasher
Circuit
Turn LH
Turn RH
LL
LR
LIN
TRNR
TRNL
CANL
CANH
MSCL
MSCH
K3(A), K4(B), K130(C), K143(D)
Combination Meter Assembly
A/C Control Assembly
Headlight Assemblies
Outer Mirror Control ECU Assemblies (*4)
Outer Real View Mirror Assemblies (*5)
Rear Combination Light Assemblies
Windshield Wiper Switch Assembly
Rear Combination
Light Assembly RH
Rear Combination
Light Assembly LH
KS2
MPX1
MPX
K24(A)
Windshield Wiper
Switch Assembly
S7
Rain Sensor

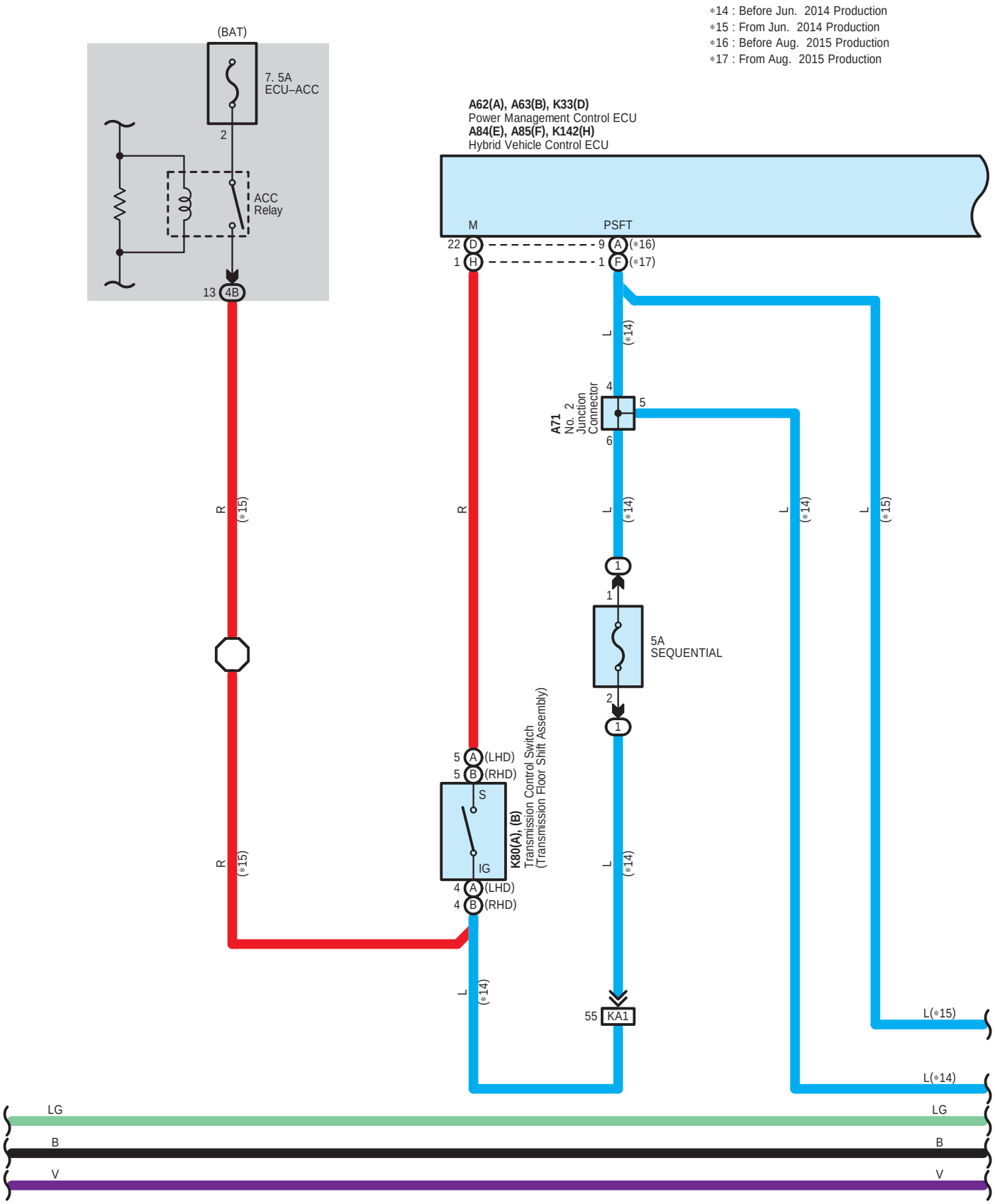
∗14 : Before Jun. 2014 Production
∗15 : From Jun. 2014 Production
∗16 : Before Aug. 2015 Production
∗17 : From Aug. 2015 Production
(BAT)
7. 5A
ECU–ACC
2
ACC
Relay
13 4B
A62(A), A63(B), K33(D)
Power Management Control ECU
A84(E), A85(F), K142(H)
Hybrid Vehicle Control ECU
M
PSFT
22 D
1 H
9 A (∗16)
1 F (∗17)
L (∗14)
A71
No. 2
Junction
Connector
4
5
6
R (∗15)
R
L (∗14)
L (∗14)
L (∗15)
1
1
5A
SEQUENTIAL
2
1
5 A (LHD)
5 B (RHD)
S
IG
4 A (LHD)
4 B (RHD)
K80(A), (B)
Transmission Control Switch
(Transmission Floor Shift Assembly)
R (∗15)
L (∗14)
55 KA1
L(∗15)
L(∗14)
LG
B
V

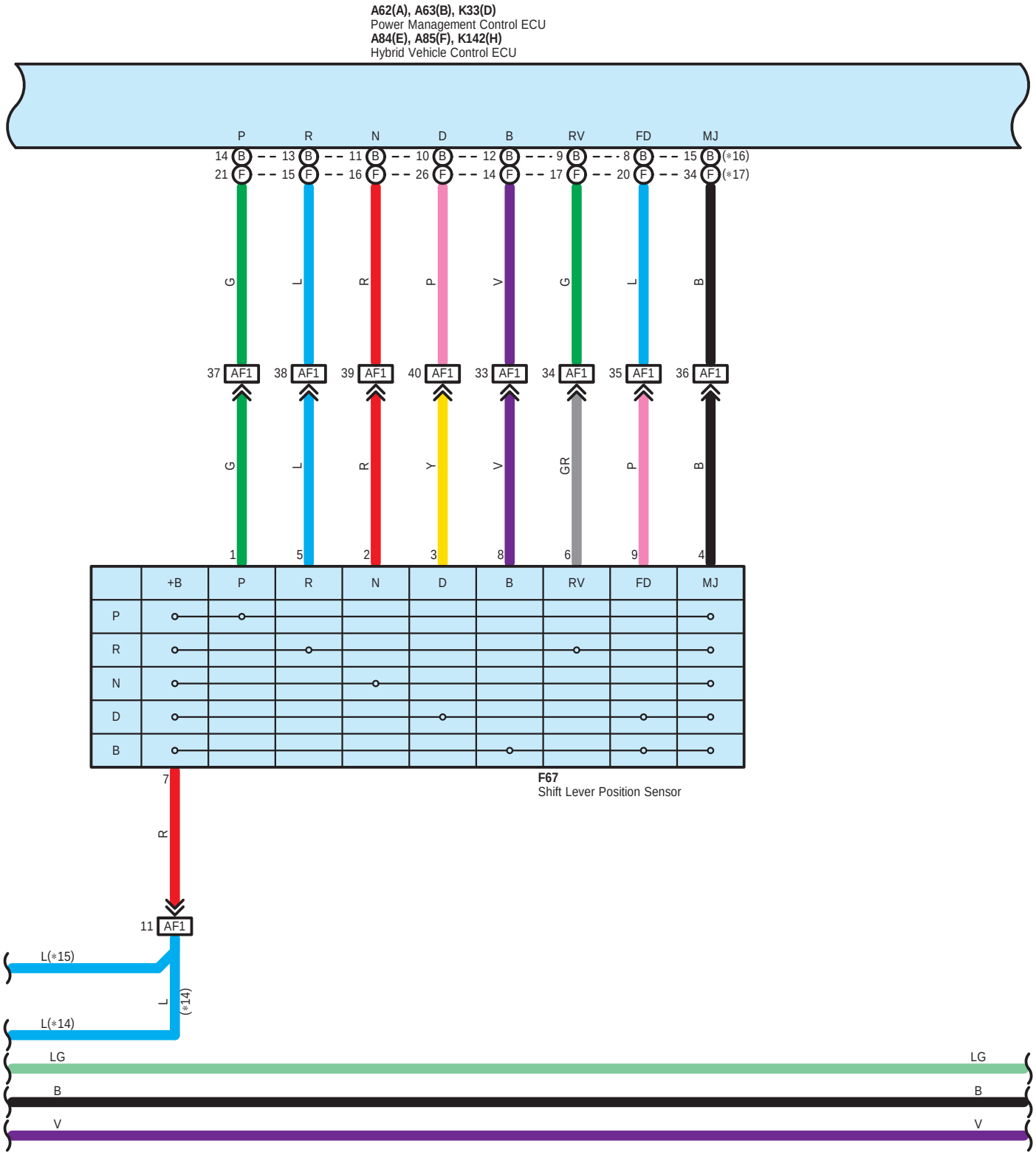
A62(A), A63(B), K33(D)
Power Management Control ECU
A84(E), A85(F), K142(H)
Hybrid Vehicle Control ECU
P R N D B RV FD MJ
14 B 13 B 11 B 10 B 12 B 9 B 8 B 15 B (*16)
21 F 15 F 16 F 26 F 14 F 17 F 20 F 34 F (*17)
G L R P V G L B
37 AF1 38 AF1 39 AF1 40 AF1 33 AF1 34 AF1 35 AF1 36 AF1
G L R Y V GR P B
1 5 2 3 8 6 9 4
+B P R N D B RV FD MJ
P
R
N
D
B
7
R
F67
Shift Lever Position Sensor
11 AF1
L(*15)
L
(*14)
L(*14)
LG
LG
B
B
V
V

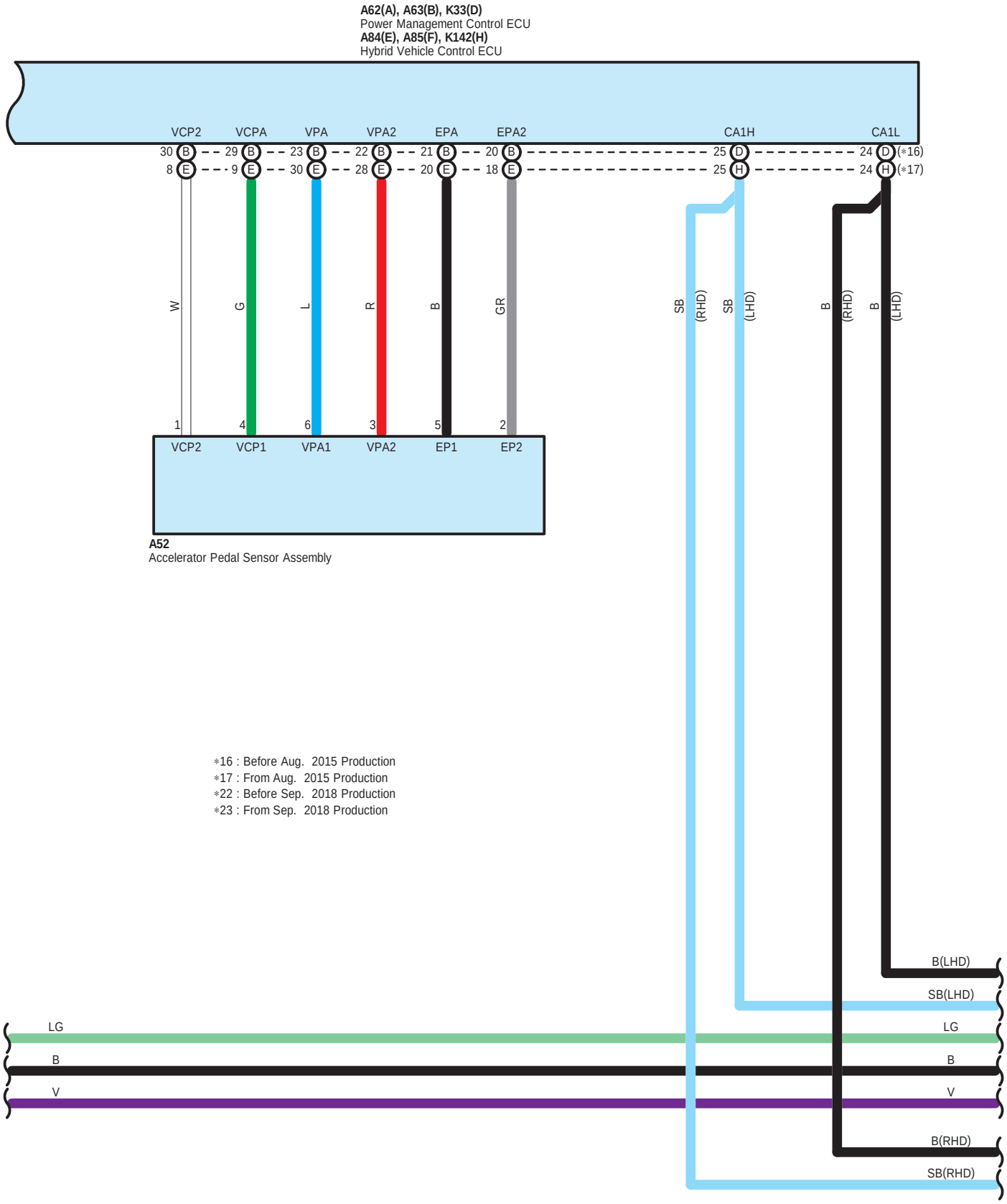
A62(A), A63(B), K33(D)
Power Management Control ECU
A84(E), A85(F), K142(H)
Hybrid Vehicle Control ECU
VCP2
VCPA
VPA
VPA2
EPA
EPA2
CA1H
CA1L
30 B
29 B
23 B
22 B
21 B
20 B
25 D
24 D (*16)
8 E
9 E
30 E
28 E
20 E
18 E
25 H
24 H (*17)
W
G
L
R
B
GR
SB (RHD)
SB (LHD)
B (RHD)
B (LHD)
1
4
6
3
5
2
VCP2
VCP1
VPA1
VPA2
EP1
EP2
A52
Accelerator Pedal Sensor Assembly
*16 : Before Aug. 2015 Production
*17 : From Aug. 2015 Production
*22 : Before Sep. 2018 Production
*23 : From Sep. 2018 Production
B(LHD)
SB(LHD)
LG
B
V
LG
B
V
B(RHD)
SB(RHD)

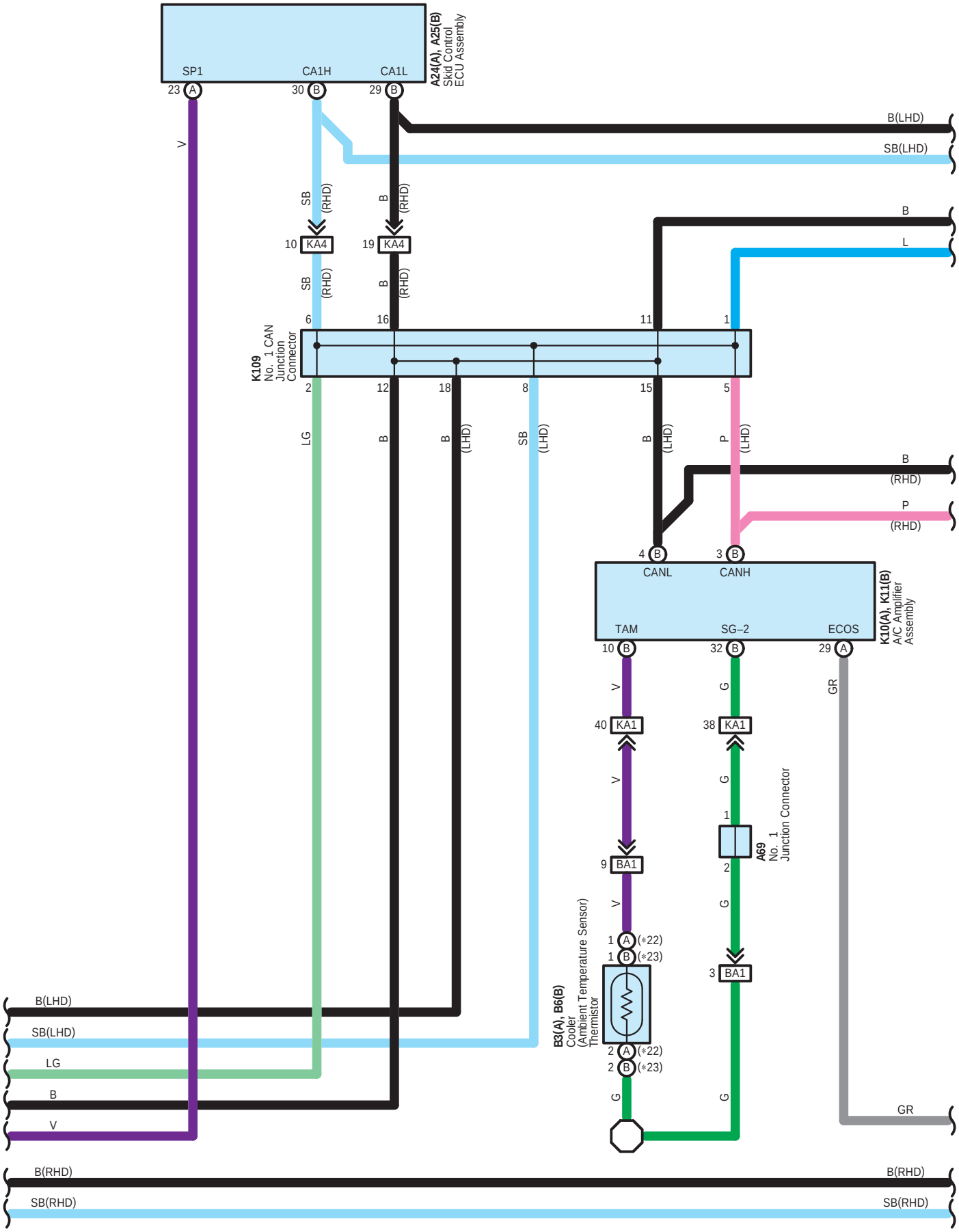
A24(A), A25(B)
Skid Control
ECU Assembly
SP1
CA1H
CA1L
23 A
30 B
29 B
V
SB (RHD)
B (RHD)
10 KA4
19 KA4
SB (RHD)
B (RHD)
6
16
11
1
K109
No. 1 CAN
Junction
Connector
2
12
18
8
15
5
LG
B
B (LHD)
SB (LHD)
B (LHD)
P (LHD)
B(LHD)
SB(LHD)
B
L
B
(RHD)
P
(RHD)
4 B
3 B
CANL
CANH
K10(A), K11(B)
A/C Amplifier
Assembly
TAM
SG–2
ECOS
10 B
32 B
29 A
V
G
GR
40 KA1
38 KA1
V
G
1
A69
No. 1
Junction Connector
9 BA1
2
V
G
1 A (*22)
1 B (*23)
3 BA1
B3(A), B6(B)
Cooler
(Ambient Temperature Sensor)
Thermistor
2 A (*22)
2 B (*23)
G
G
B(LHD)
SB(LHD)
LG
B
V
GR
B(RHD)
SB(RHD)
B(RHD)
SB(RHD)

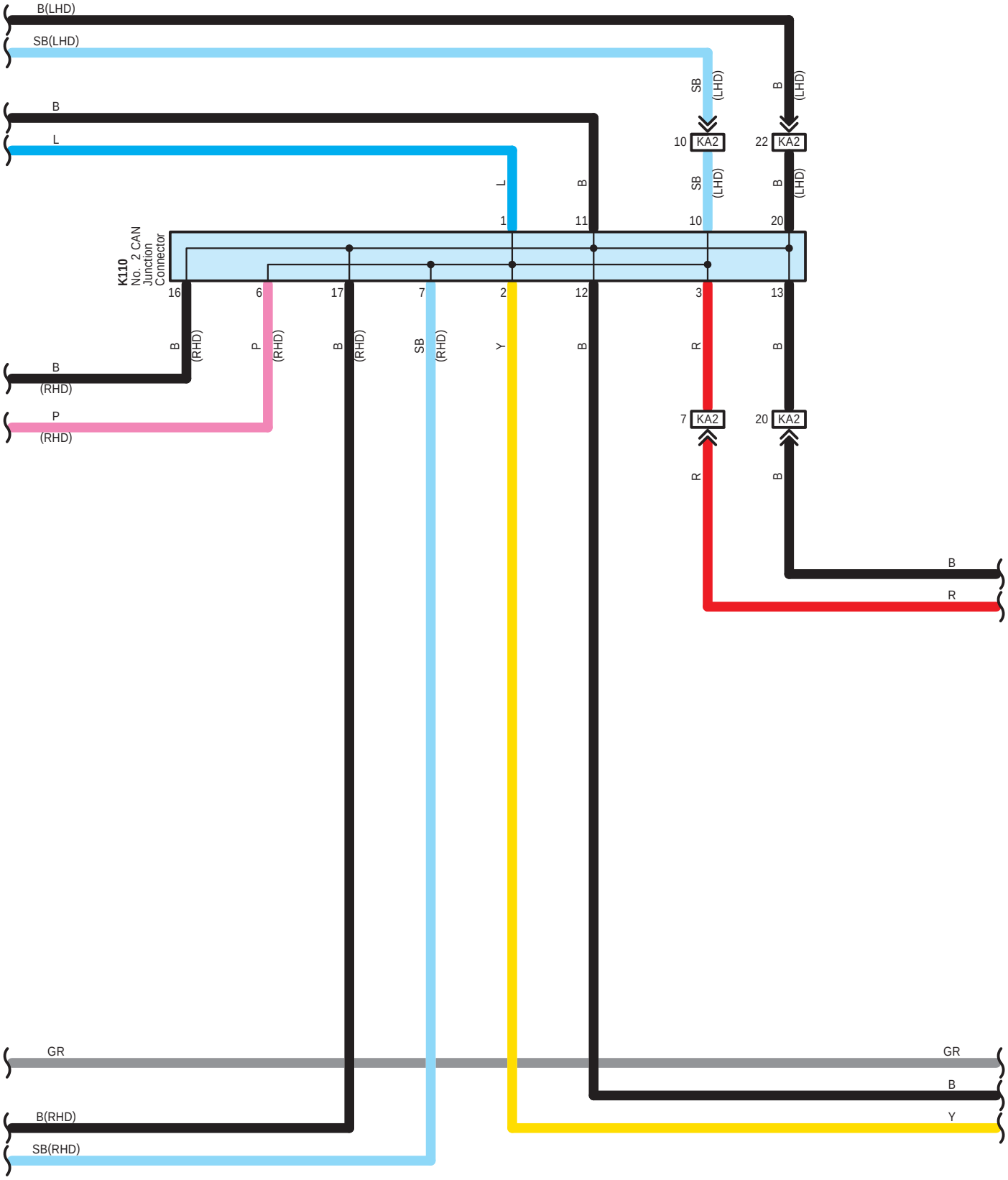
B(LHD)
SB(LHD)
B
L
SB
(LHD)
B
(LHD)
10
KA2
22
KA2
SB
(LHD)
B
(LHD)
L
B
1
11
10
20
K110
No. 2 CAN
Junction
Connector
16
6
17
7
2
12
3
13
B
(RHD)
P
(RHD)
B
(RHD)
SB
(RHD)
Y
B
R
B
B
(RHD)
P
(RHD)
7
KA2
20
KA2
R
B
B
R
GR
GR
B
B(RHD)
Y
SB(RHD)

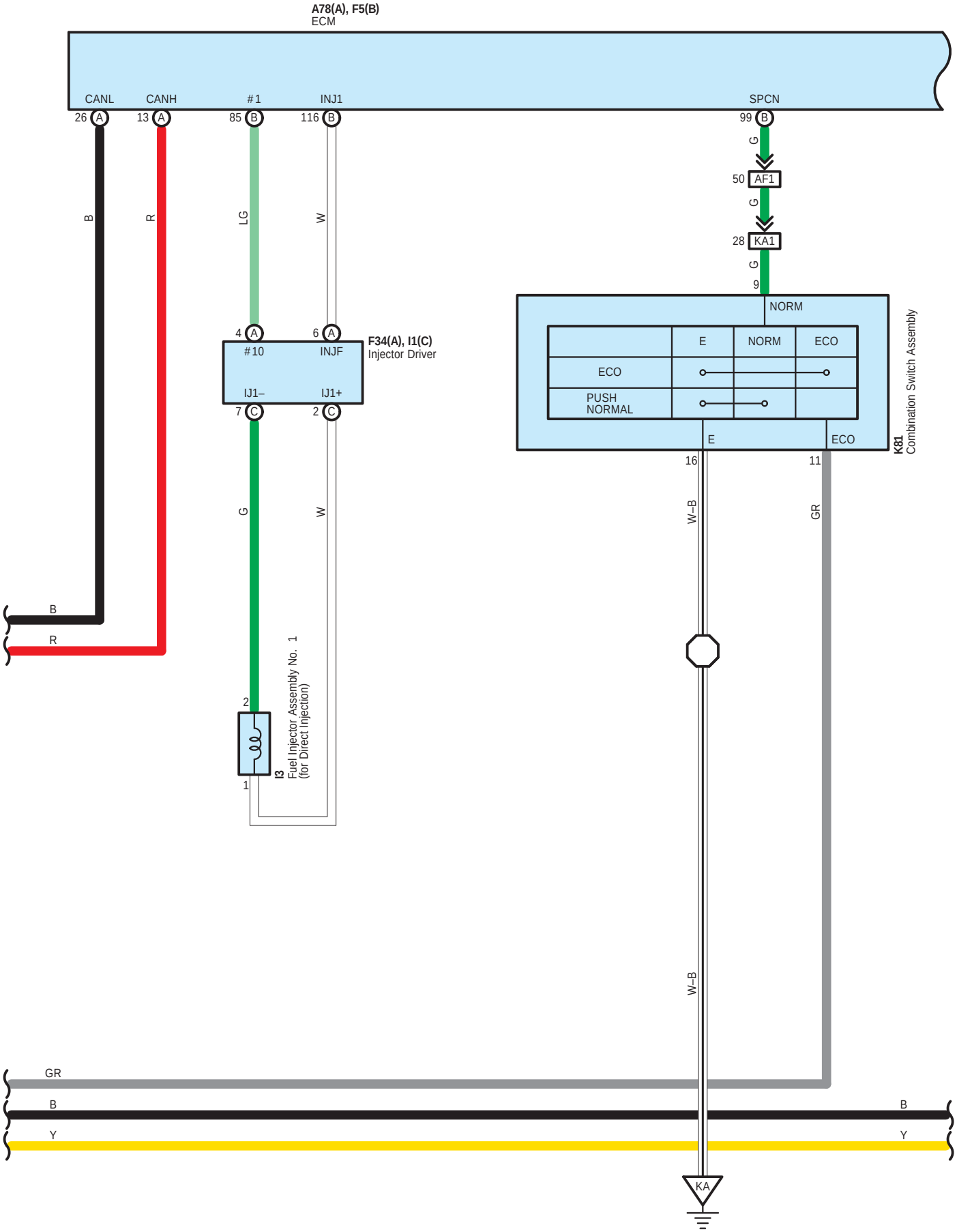
A78(A), F5(B)
ECM
CANL
CANH
#1
INJ1
SPCN
26 A
13 A
85 B
116 B
99 B
B
R
LG
W
G
50 AF1
G
28 KA1
G
9
NORM
4 A
6 A
#10
INJF
F34(A), I1(C)
Injector Driver
IJ1–
IJ1+
7 C
2 C
E
NORM
ECO
ECO
PUSH
NORMAL
E
ECO
K81
Combination Switch Assembly
16
11
W–B
GR
G
W
B
R
2
1
I3
Fuel Injector Assembly No. 1
(for Direct Injection)
W–B
GR
B
B
Y
Y
KA

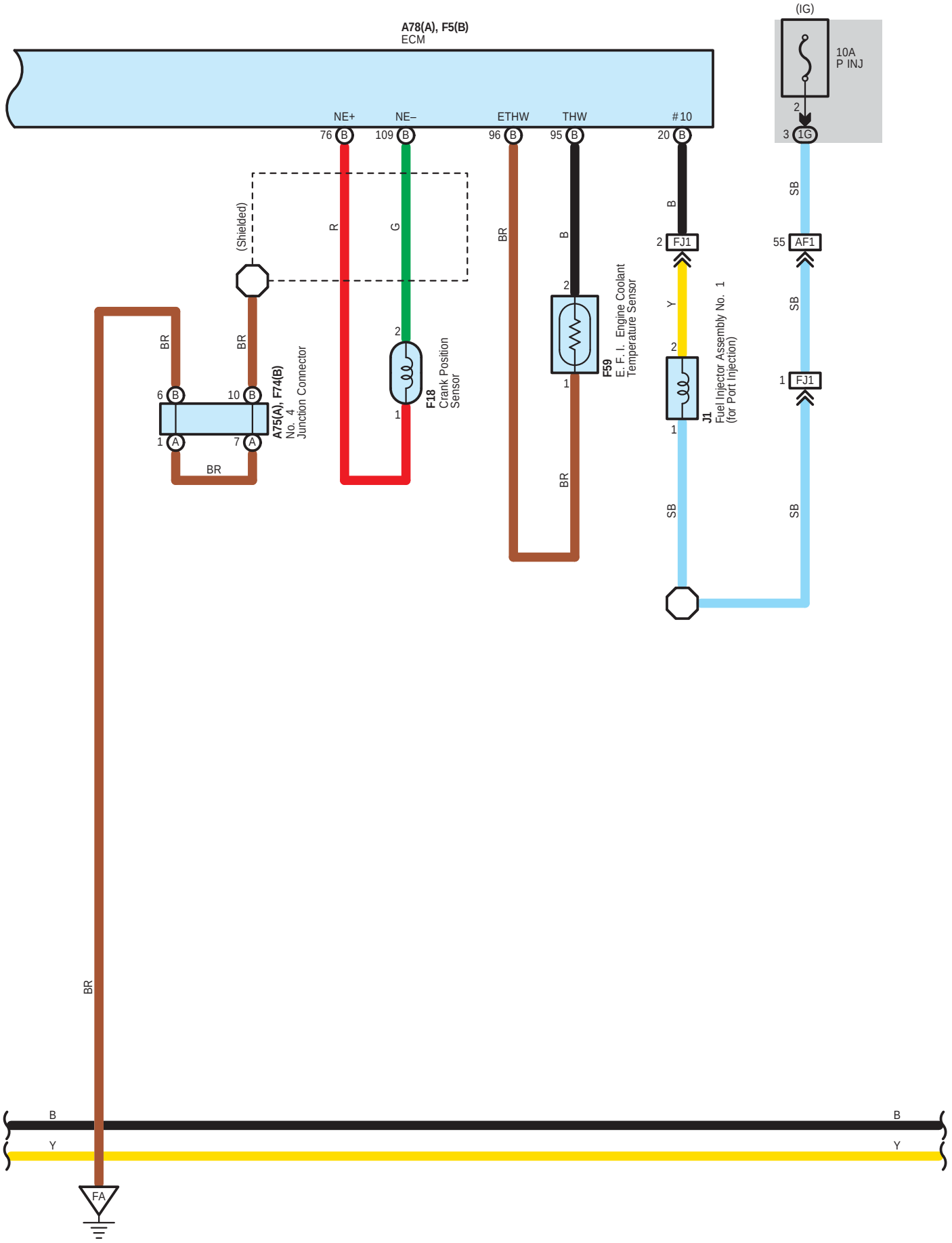
A78(A), F5(B)
ECM
NE+
NE–
ETHW
THW
#10
76 B
109 B
96 B
95 B
20 B
(IG)
10A
P INJ
2
3 1G
(Shielded)
R
G
BR
B
SB
2 FJ1
55 AF1
Y
2
1 FJ1
F59
E. F. I. Engine Coolant
Temperature Sensor
J1
Fuel Injector Assembly No. 1
(for Port Injection)
F18
Crank Position
Sensor
A75(A), F74(B)
No. 4
Junction Connector
6 B
10 B
1 A
7 A
FA

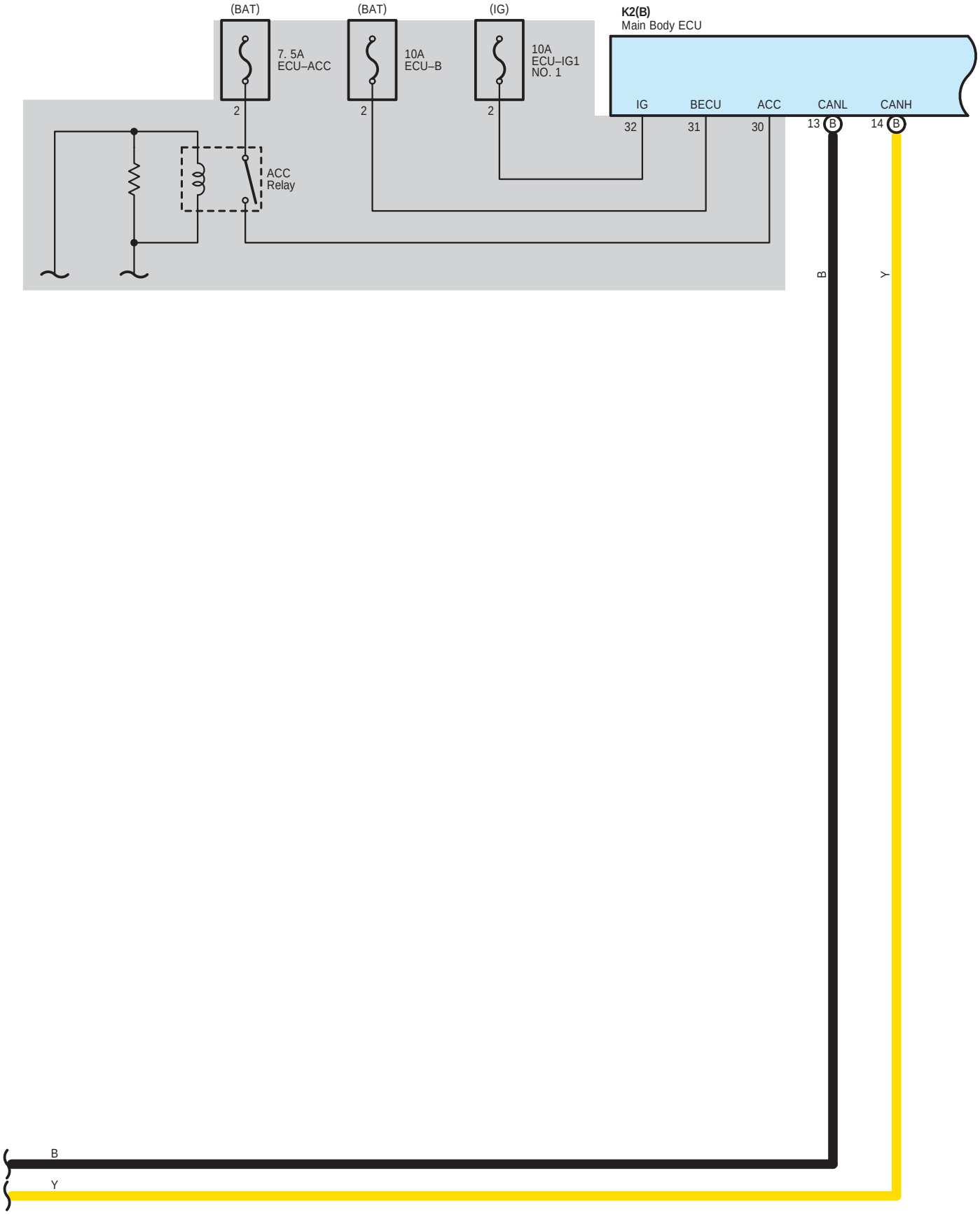
(BAT)
(BAT)
(IG)
7. 5A
ECU–ACC
10A
ECU–B
10A
ECU–IG1
NO. 1
2
2
2
K2(B)
Main Body ECU
IG
BECU
ACC
CANL
CANH
32
31
30
13 B
14 B
ACC
Relay
B
Y
B
Y

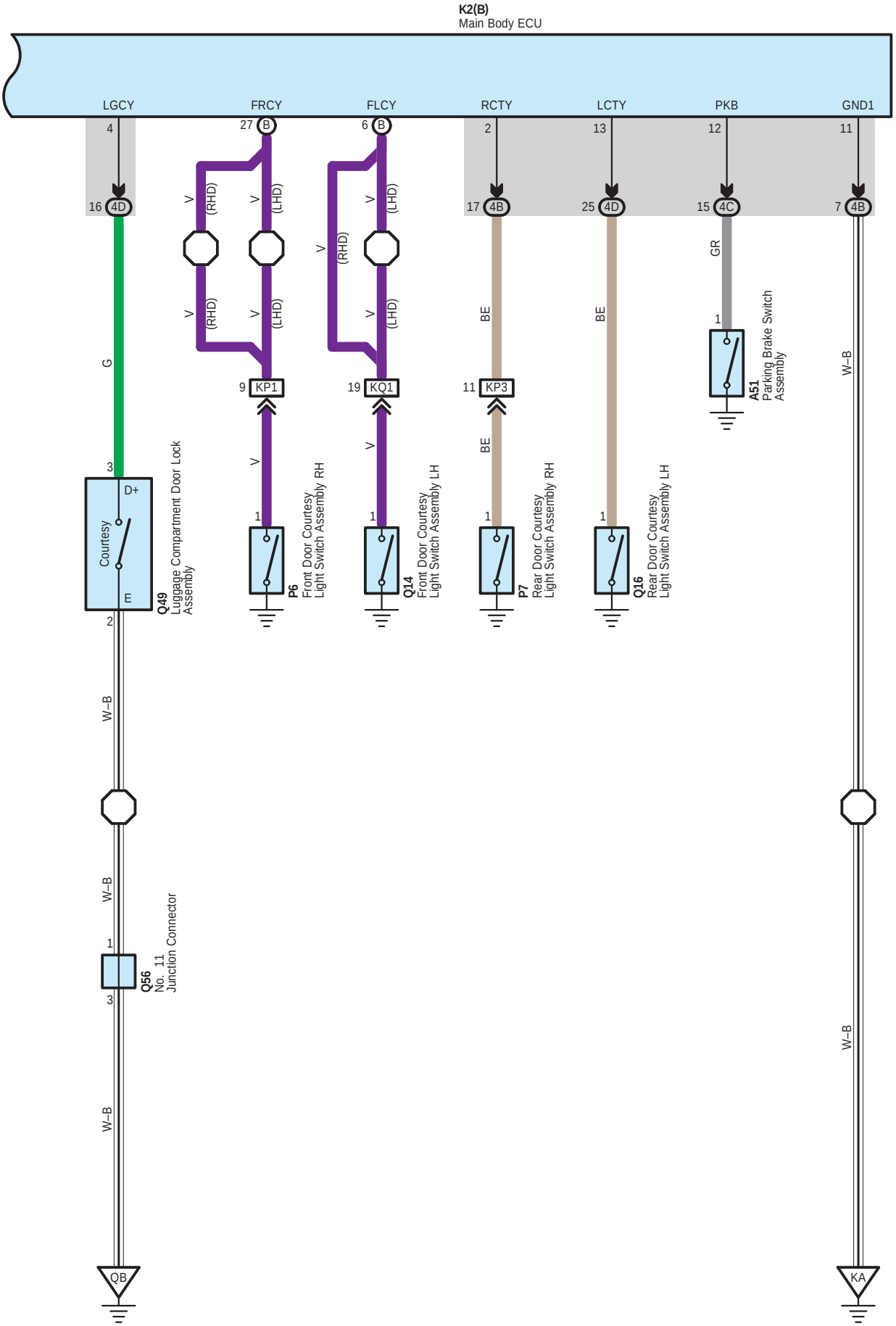
K2(B)
Main Body ECU
LGCY
FRCY
FLCY
RCTY
LCTY
PKB
GND1
4
16 4D
27 B
6 B
2
17 4B
13
25 4D
12
15 4C
11
7 4B
G
V (RHD)
V (LHD)
BE
GR
9 KP1
19 KQ1
11 KP3
3
D+
Courtesy
E
Q49
Luggage Compartment Door Lock Assembly
P6
Front Door Courtesy Light Switch Assembly RH
Q14
Front Door Courtesy Light Switch Assembly LH
P7
Rear Door Courtesy Light Switch Assembly RH
Q16
Rear Door Courtesy Light Switch Assembly LH
A51
Parking Brake Switch Assembly
W–B
Q56
No. 11 Junction Connector
QB
KA

A24
Black

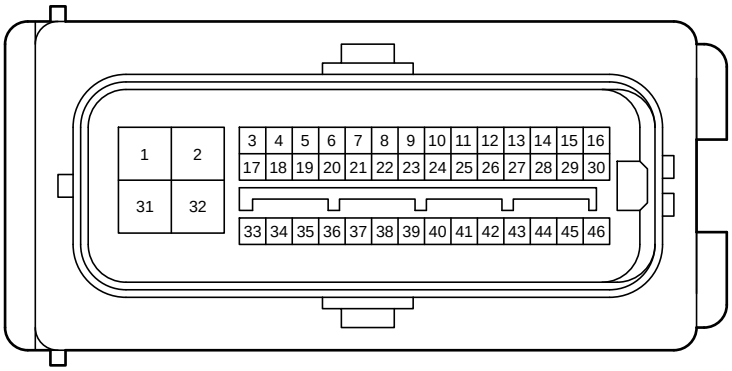

90980-12297

A25
Gray

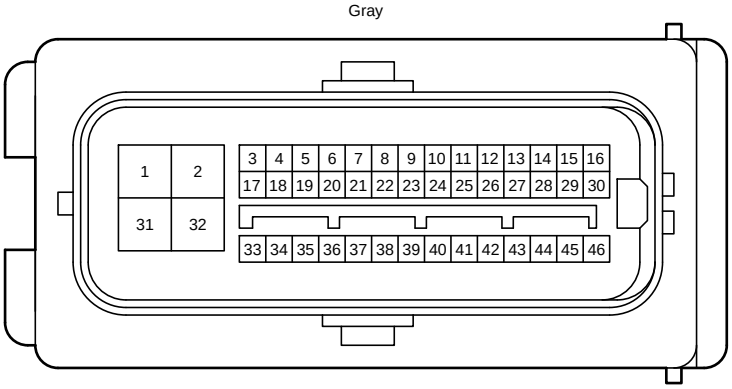

90980-12426

A47
Black

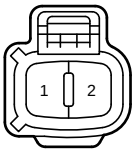

90980-11068

A51
Black

90980-10871

A52
Black



90980-12831

A62
Gray

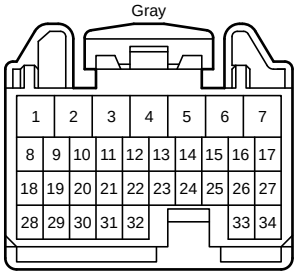

90980-12430

A63
Gray

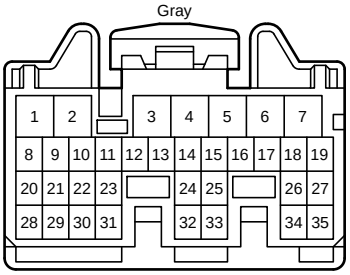

90980-12428

A69
White

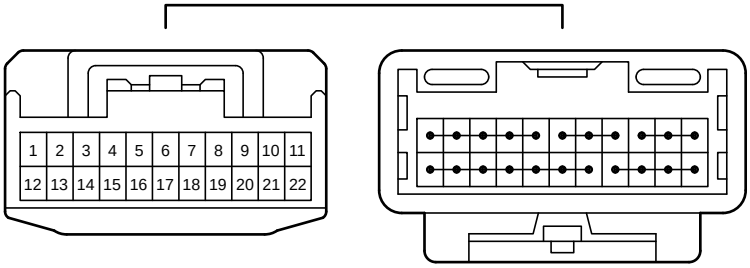

90980-12372

A71
White

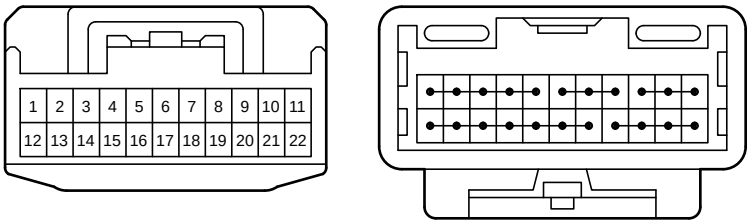

90980-12372

A73
White

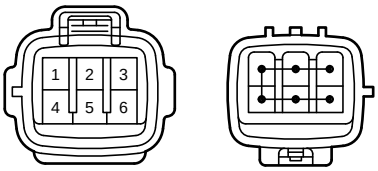

90980-11194

A74
White

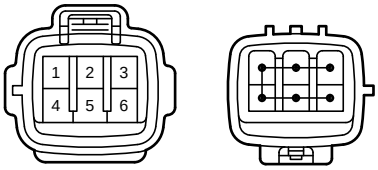

90980-11194

A75
Gray

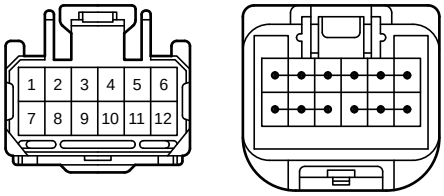

90980-11661

A78
Black

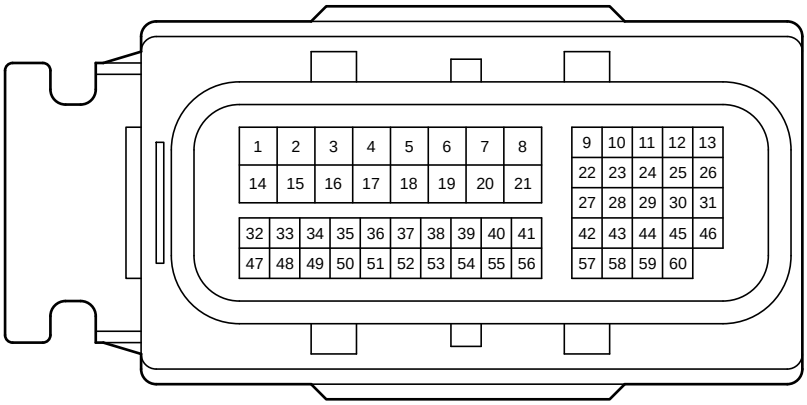

90980-12931

A84
Gray

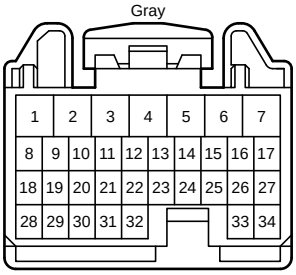

90980-12430

A85
Gray

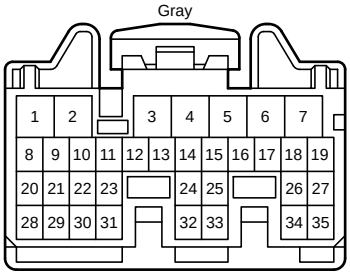

90980-12428

B3
Black

90980-11070

B6
Black

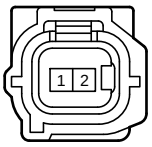

90980-12416

F5
Black

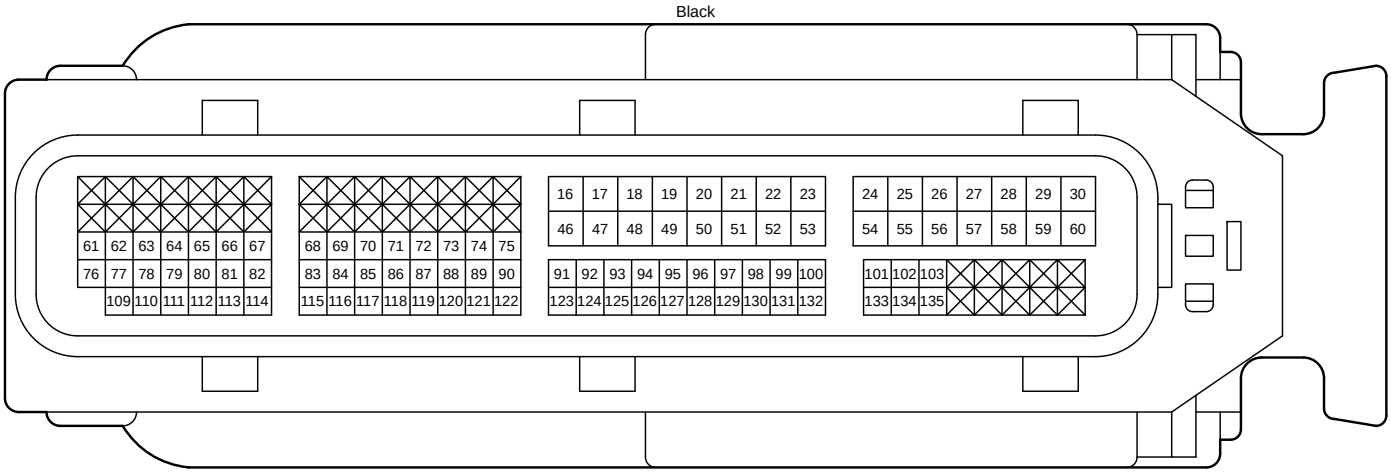

90980-12974

F18
Black

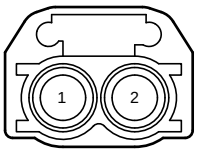

90980-12028

F34
Black



90980-12520

F38
Gray

90980-11363

F59
Gray

90980-10735

F64
Gray

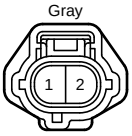

90980-11235

F67
Gray

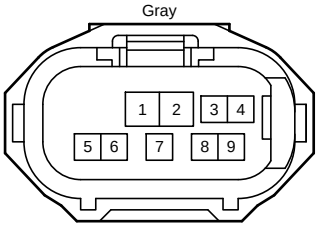

90980-12A23

F74
Gray

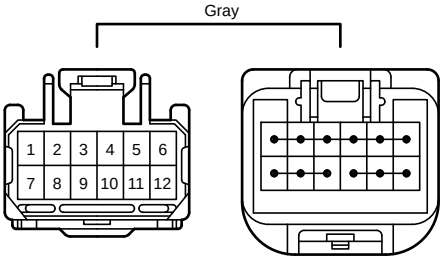

90980-11661

I1
Black

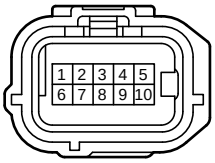

90980-12380

I3
Black

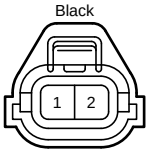

90980-12117

J1
Black

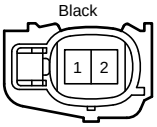

90980-11875

K2
White

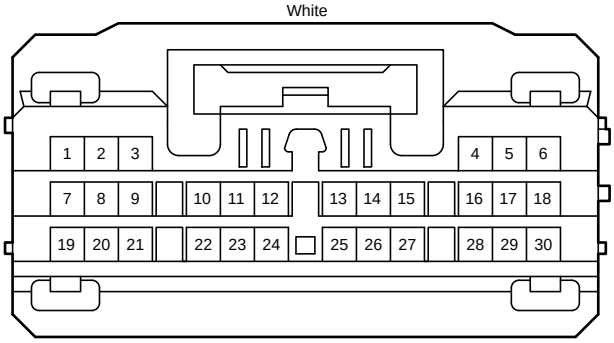

90980-12909

K3
Black

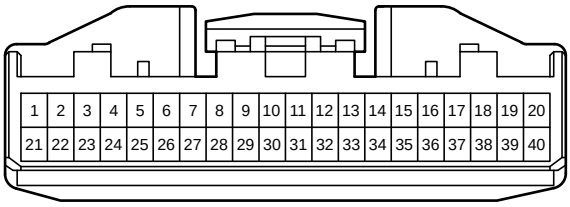

90980-12557

K4
Black

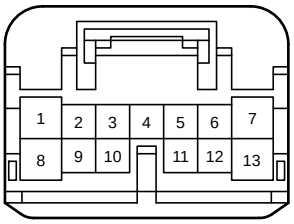

90980-12767

K10
White

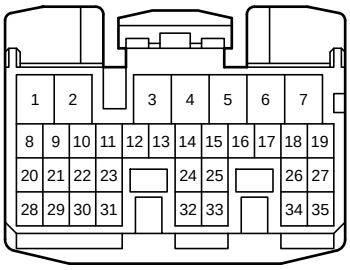

90980-12528

K11
White

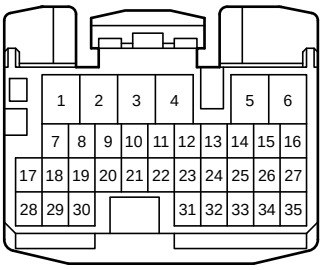

90980-12529

K24
White

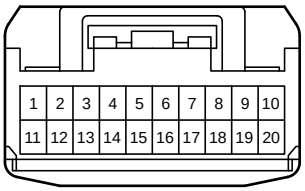

90980-12460

K26
Black

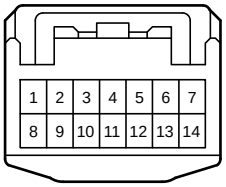

90980-12370

K33
Gray

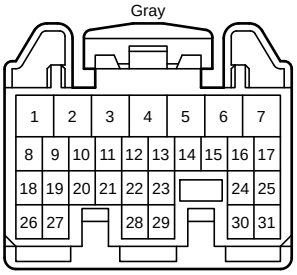

90980-12431

K58
White

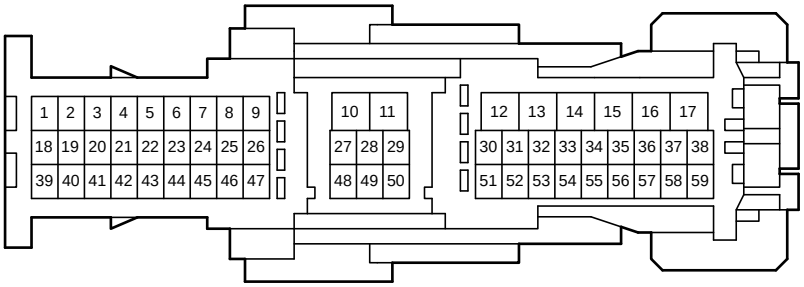

82824-50610

K73
White

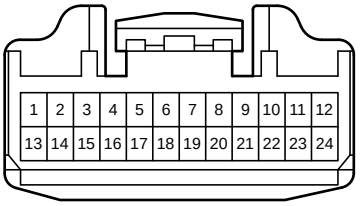

90980-12554

K80
White

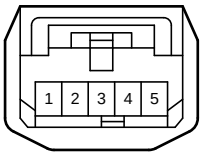

90980-12954

K81
Black



90980-12553

K90
Gray

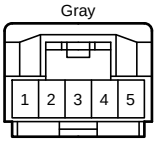

90980-11909

K109
White

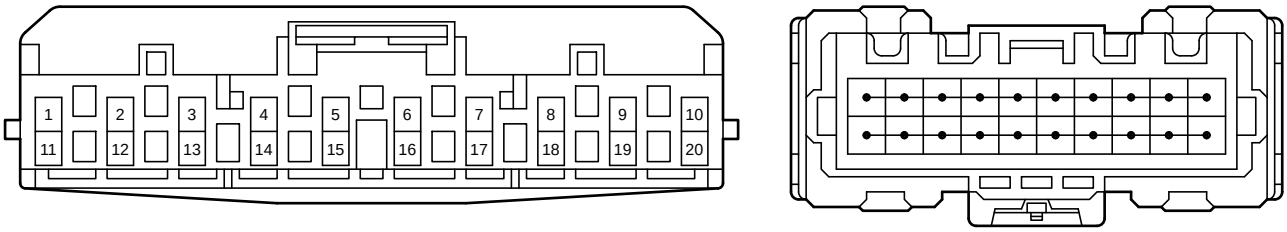

90980-12A58

K110
White

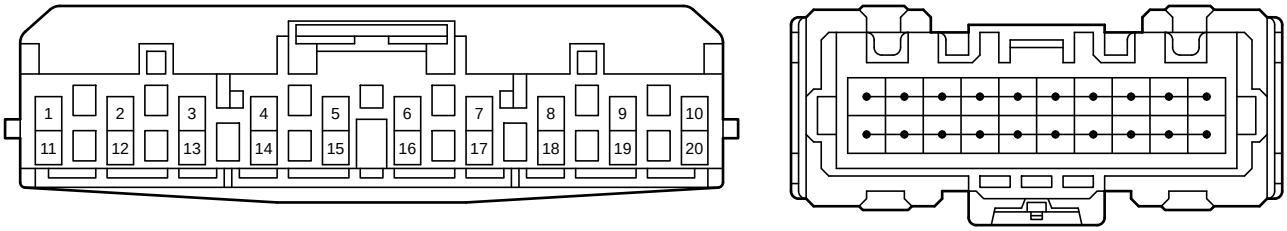

90980-12A58

K123
Green

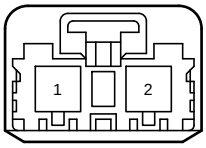

90980-12A73

K130
Blue

90980-12593

K135
White

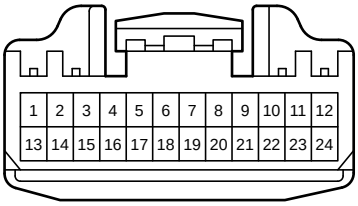

90980-12905

K140
Gray

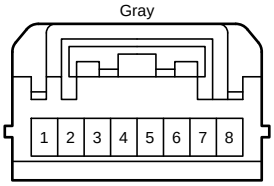

90980-12550

K142
Gray

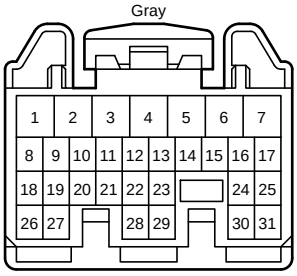

90980-12431

K143
Blue

90980-12C80

K156
Black

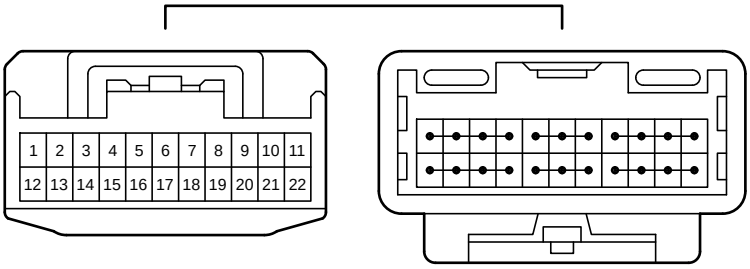

90980-12372

K169
Black

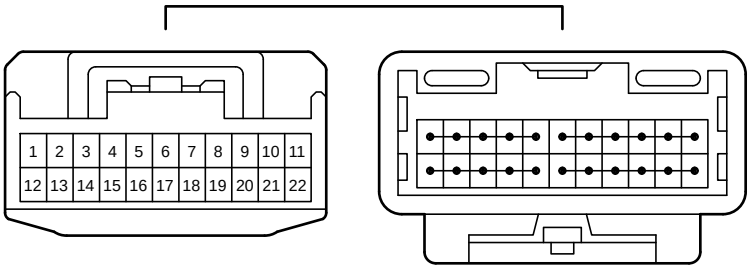

90980-12372

P6
Black

90980-10871

P7
White

90980-10871

P22
White

90980-11077

Q14
Black

90980-10871

Q16
White

90980-10871

Q29
White

90980-11077

Q49
Black



90980-10908

Q56
Black

90980-11398

S7
Black

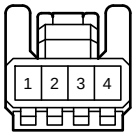

82824-50130

z4
Black

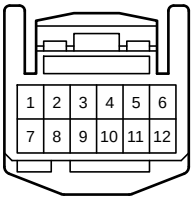

90980-12183

1G
White

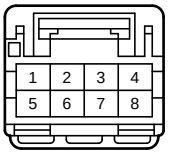

90980-12A54

4A
White

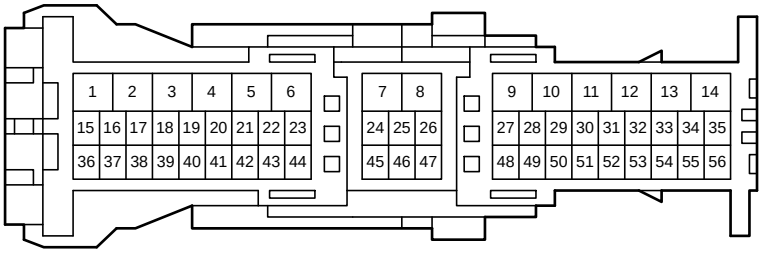

90980-12943

4B
White

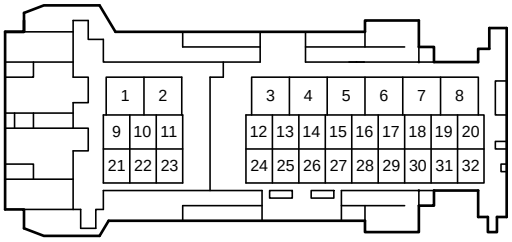

90980-12A48

4C
White

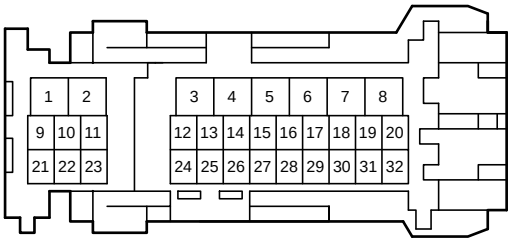

90980-12A47

4D
White

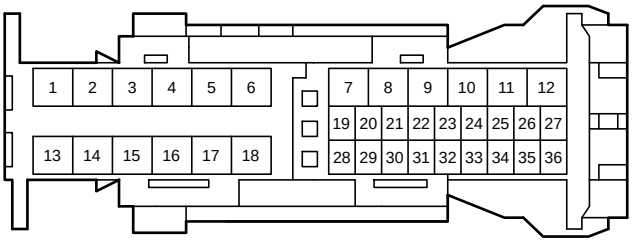

90980-12944

AF1
White

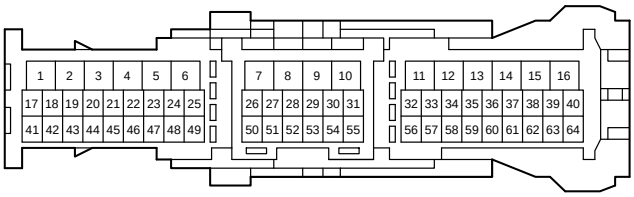

90980-12774

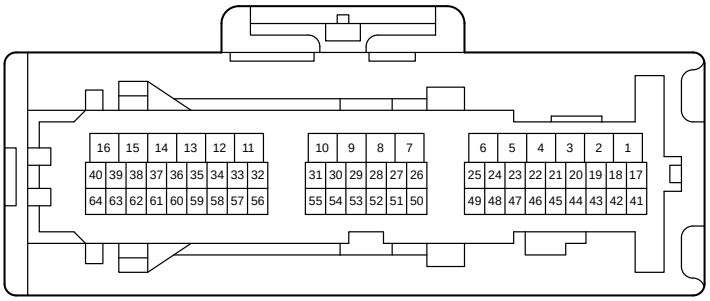

90980-12798

BA1
White

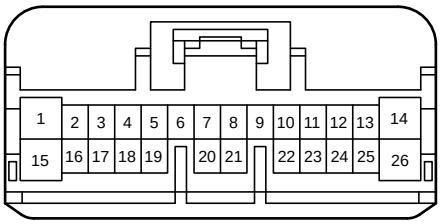

90980-12771

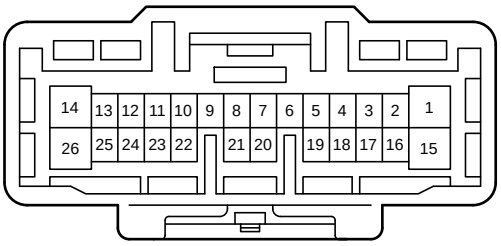

90980-12770

FJ1
Black



90980-11194



90980-11193

KA1
White

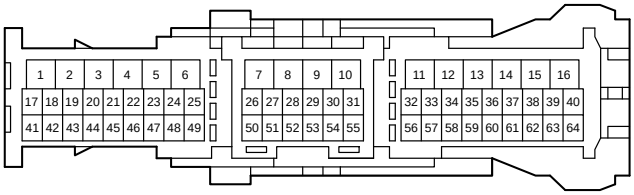

90980-12774

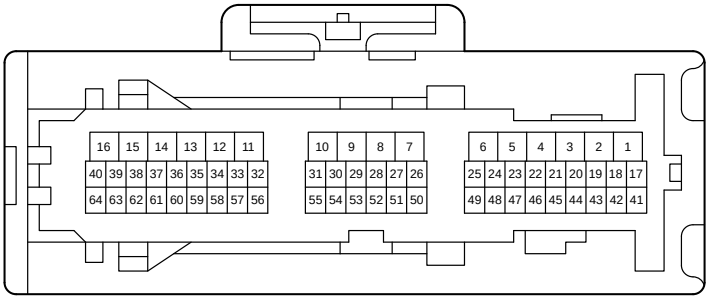

90980-12798

KA2
White

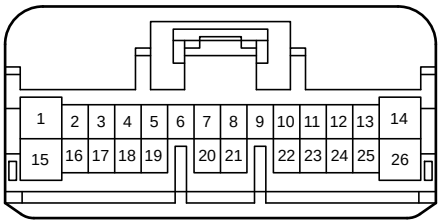

90980-12771

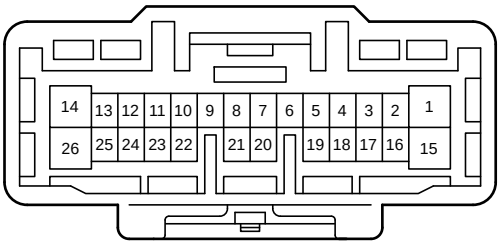

90980-12770

KA4
White

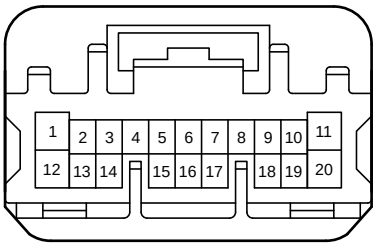

90980-12741

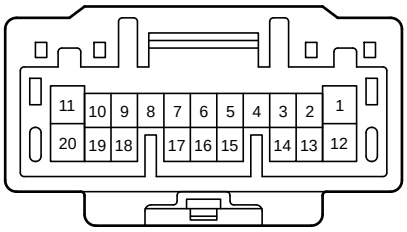

90980-12740

KP1
White

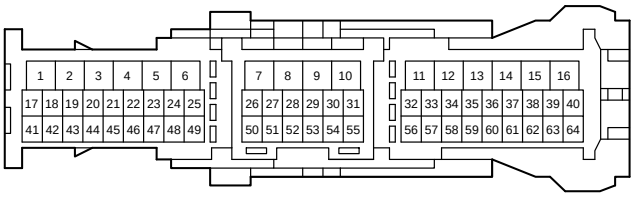

90980-12774

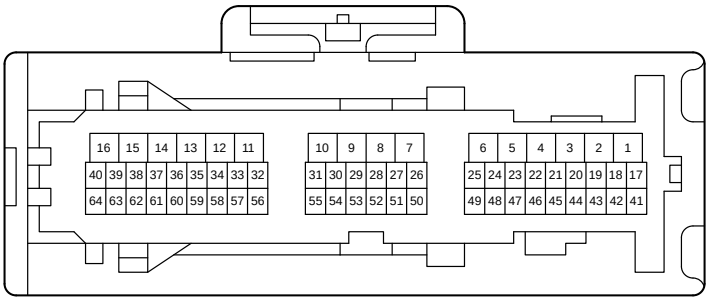

90980-12798

KP3
White

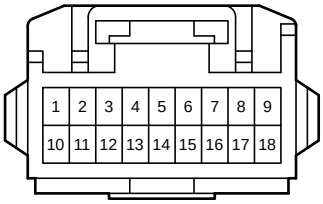

82824-53070

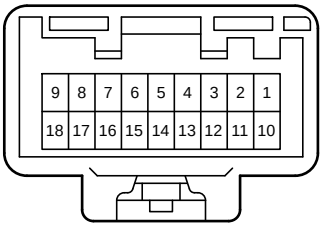

82824-53060

KQ1
White

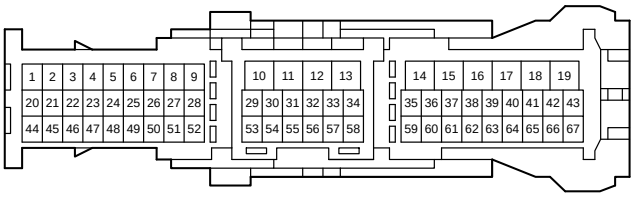

90980-12783

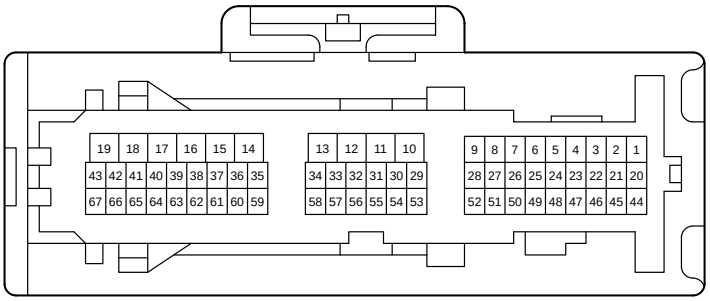

90980-12800

KS2
White

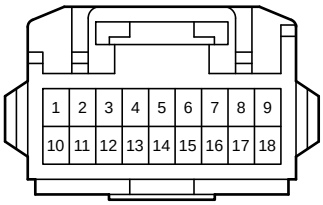

82824-53070

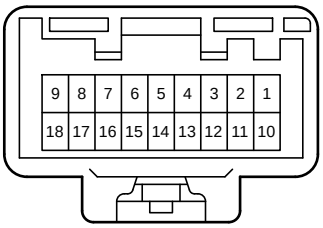

82824-53060

PQ1
Black

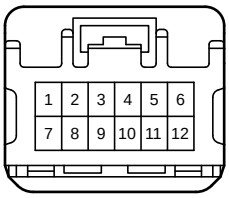

90980-12737

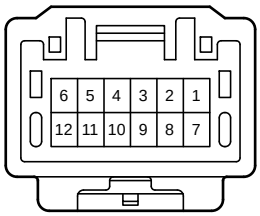

90980-12736