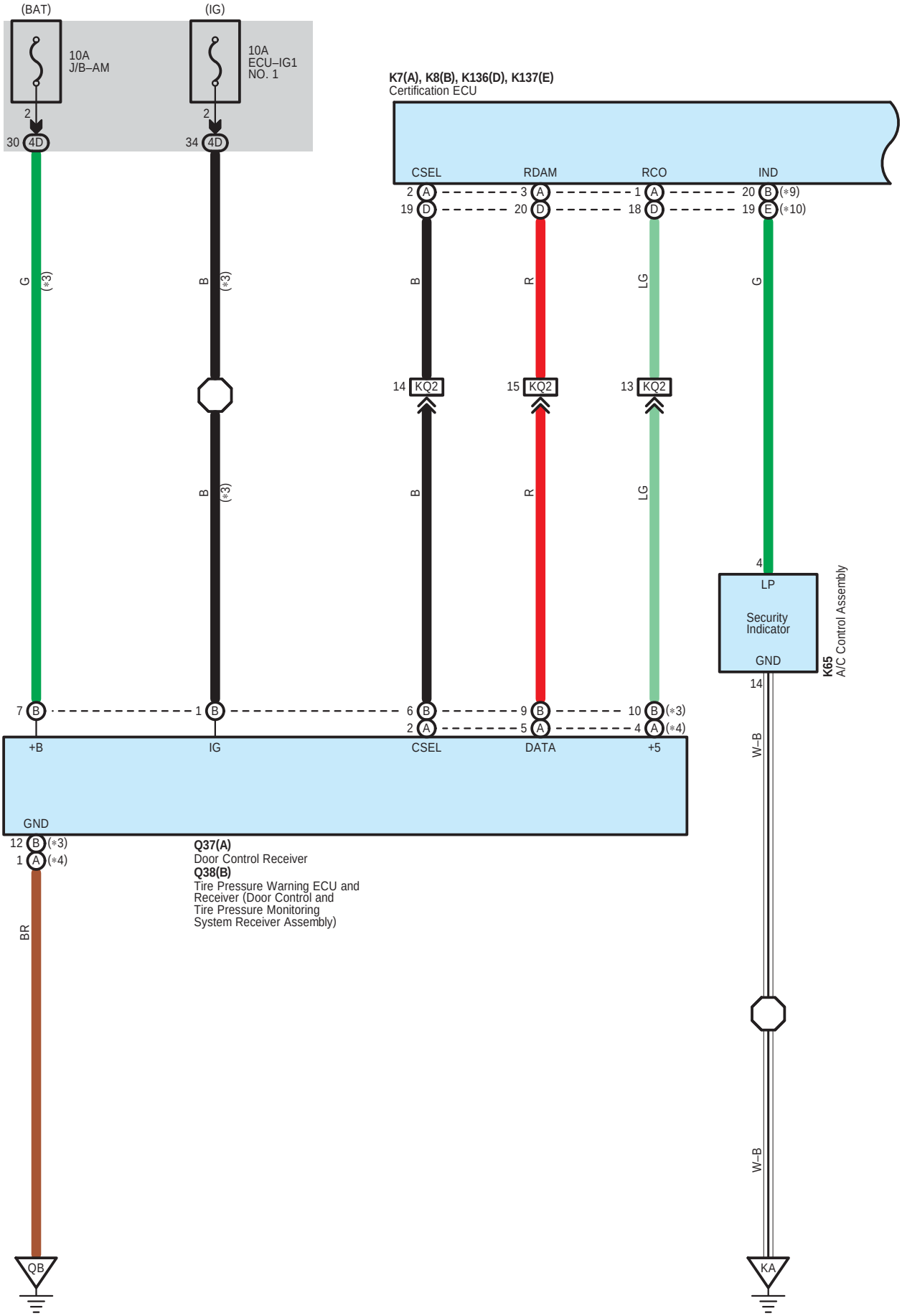
(BAT)
(IG)
10A
J/B–AM
10A
ECU–IG1
NO. 1
2
30 4D
34 4D
K7(A), K8(B), K136(D), K137(E)
Certification ECU
CSEL
RDAM
RCO
IND
2 A
19 D
3 A
20 D
1 A
18 D
20 B (*9)
19 E (*10)
G (*3)
B (*3)
B
R
LG
G
14 KQ2
15 KQ2
13 KQ2
4
LP
Security
Indicator
GND
K65
A/C Control Assembly
14
7 B
1 B
6 B
2 A
9 B
5 A
10 B (*3)
4 A (*4)
+B
IG
CSEL
DATA
+5
W–B
GND
12 B (*3)
1 A (*4)
Q37(A)
Door Control Receiver
Q38(B)
Tire Pressure Warning ECU and
Receiver (Door Control and
Tire Pressure Monitoring
System Receiver Assembly)
BR
QB
KA

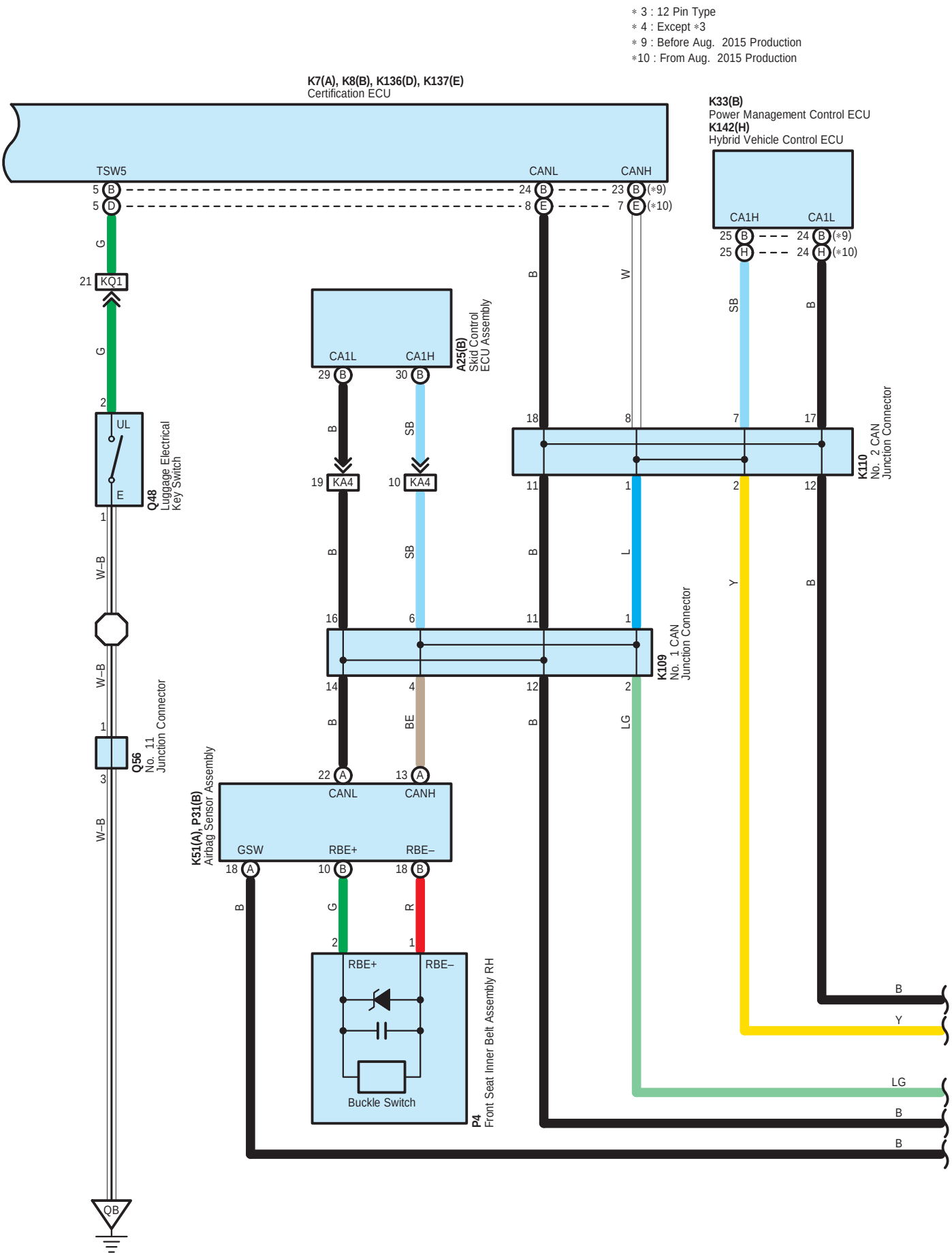
∗ 3 : 12 Pin Type
∗ 4 : Except ∗3
∗ 9 : Before Aug. 2015 Production
∗10 : From Aug. 2015 Production
K7(A), K8(B), K136(D), K137(E)
Certification ECU
TSW5
CANL
CANH
K33(B)
Power Management Control ECU
K142(H)
Hybrid Vehicle Control ECU
CA1H
CA1L
KQ1
UL
E
Q48
Luggage Electrical Key Switch
A25(B)
Skid Control ECU Assembly
KA4
K110
No. 2 CAN Junction Connector
K109
No. 1 CAN Junction Connector
Q56
No. 11 Junction Connector
K51(A), P31(B)
Airbag Sensor Assembly
GSW
RBE+
RBE–
Buckle Switch
P4
Front Seat Inner Belt Assembly RH
QB

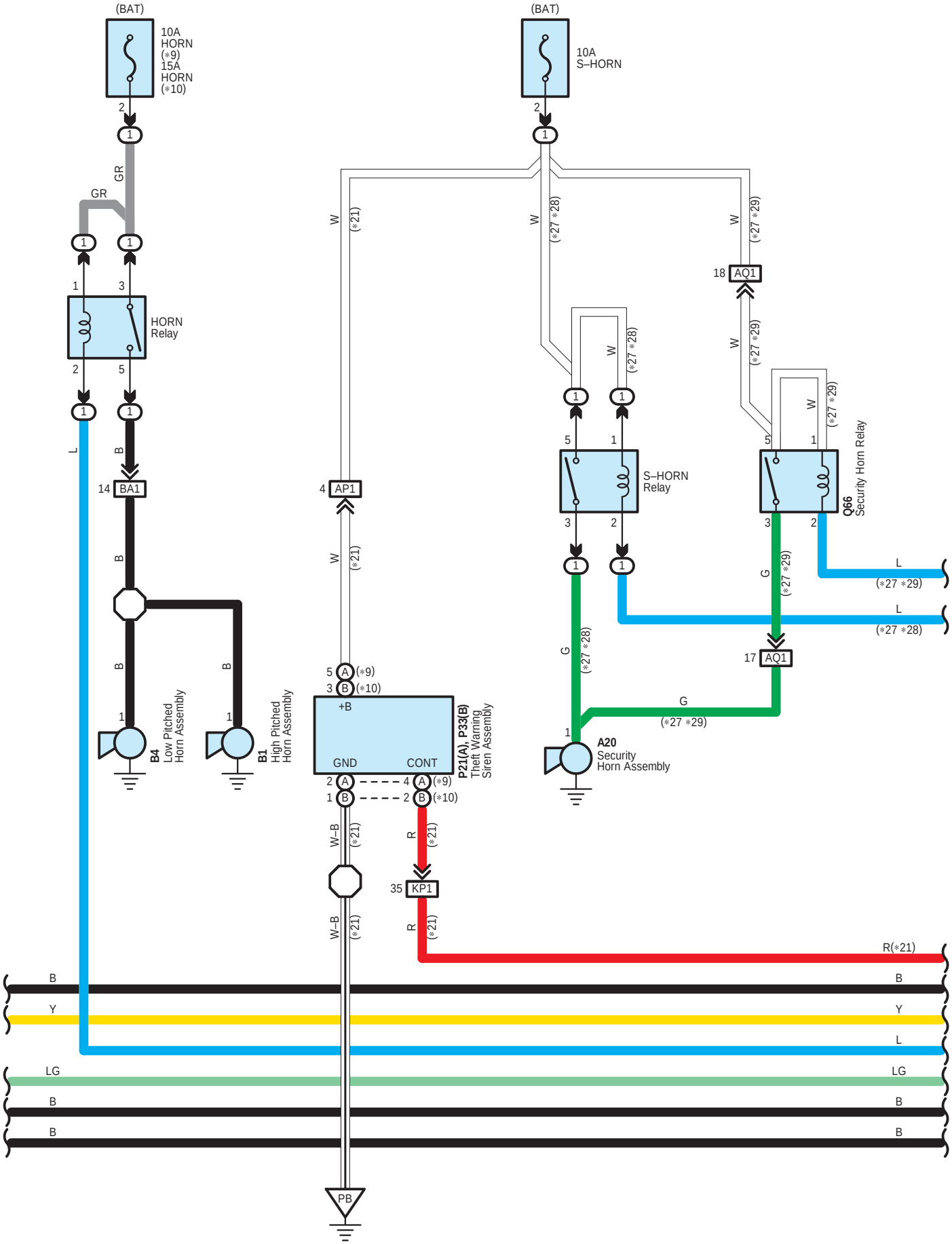
(BAT)
10A
HORN
(*9)
15A
HORN
(*10)
GR
HORN
Relay
14 BA1
B4
Low Pitched
Horn Assembly
B1
High Pitched
Horn Assembly
(BAT)
10A
S–HORN
W
(*21)
(*27 *28)
(*27 *29)
18 AQ1
S–HORN
Relay
Q66
Security Horn Relay
L
G
17 AQ1
A20
Security
Horn Assembly
4 AP1
5 (*9)
3 (*10)
+B
GND
CONT
P21(A), P33(B)
Theft Warning
Siren Assembly
W–B
R
35 KP1
R(*21)
B
Y
LG
PB

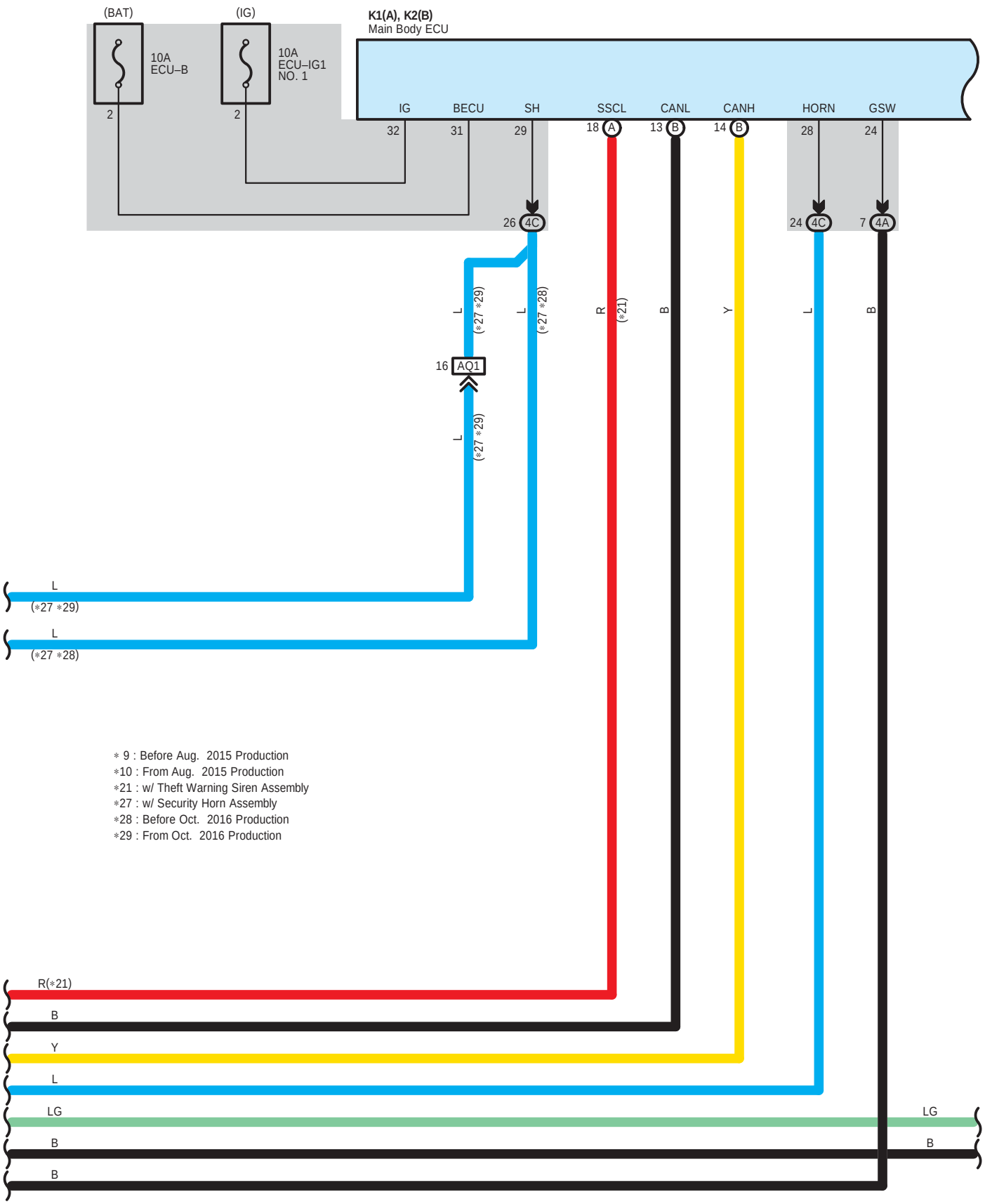
(BAT)
(IG)
10A
ECU–B
10A
ECU–IG1
NO. 1
2
2
K1(A), K2(B)
Main Body ECU
IG
BECU
SH
SSCL
CANL
CANH
HORN
GSW
32
31
29
18 A
13 B
14 B
28
24
26 4C
24 4C
7 4A
L
(∗27 ∗29)
L
(∗27 ∗28)
R
(∗21)
B
Y
L
B
16 AQ1
L
(∗27 ∗29)
L
(∗27 ∗29)
L
(∗27 ∗28)
∗ 9 : Before Aug. 2015 Production
∗10 : From Aug. 2015 Production
∗21 : w/ Theft Warning Siren Assembly
∗27 : w/ Security Horn Assembly
∗28 : Before Oct. 2016 Production
∗29 : From Oct. 2016 Production
R(∗21)
B
Y
L
LG
B
B
LG
B

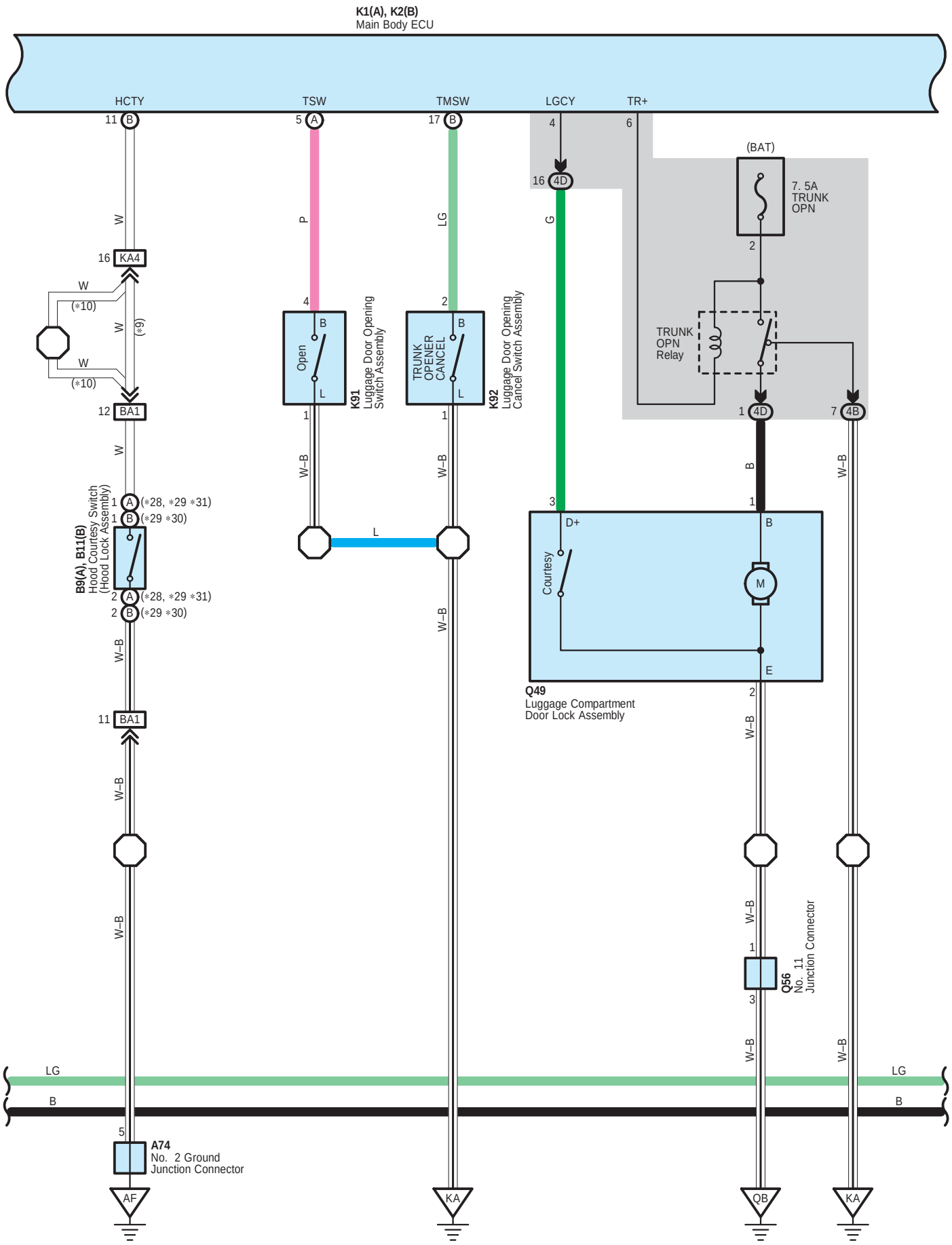
K1(A), K2(B)
Main Body ECU
HCTY
TSW
TMSW
LGCY
TR+
11 B
5 A
17 B
4
6
16 4D
(BAT)
7. 5A
TRUNK
OPN
2
W
P
LG
G
16 KA4
W
(*10)
W
(*9)
W
(*10)
4
2
B
Open
L
K91
Luggage Door Opening
Switch Assembly
TRUNK
OPENER
CANCEL
K92
Luggage Door Opening
Cancel Switch Assembly
TRUNK
OPN
Relay
12 BA1
1
1
1 4D
7 4B
W
W–B
W–B
B
W–B
B9(A), B11(B)
Hood Courtesy Switch
(Hood Lock Assembly)
1 A (*28, *29 *31)
1 B (*29 *30)
L
3
D+
B
1
Courtesy
M
2 A (*28, *29 *31)
2 B (*29 *30)
W–B
W–B
E
Q49
Luggage Compartment
Door Lock Assembly
2
W–B
11 BA1
W–B
W–B
W–B
1
Q56
No. 11
Junction Connector
3
W–B
W–B
LG
B
LG
B
5
A74
No. 2 Ground
Junction Connector
AF
KA
QB
KA

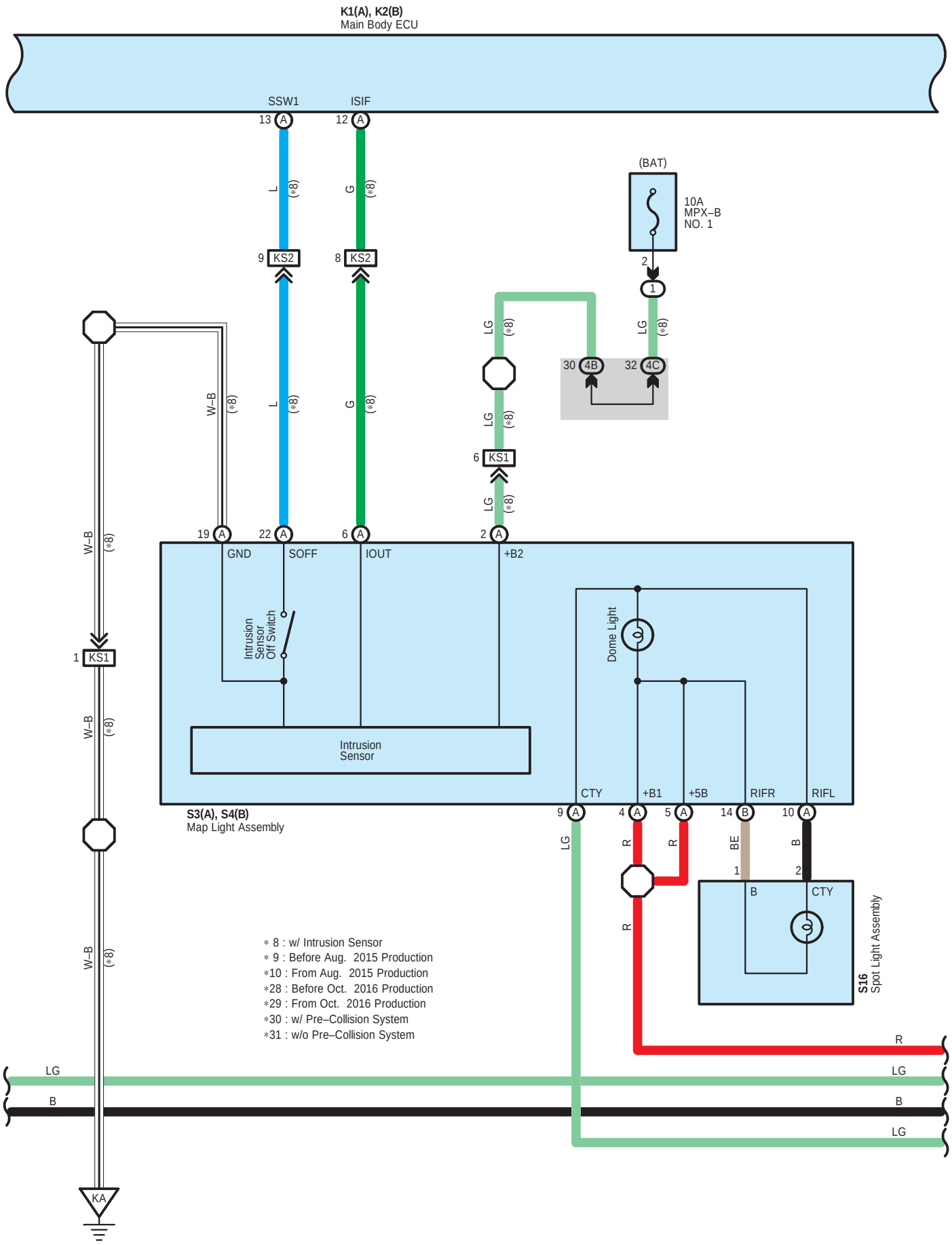
K1(A), K2(B)
Main Body ECU
SSW1
ISIF
13 A
12 A
L (*8)
G (*8)
9 KS2
8 KS2
(BAT)
10A
MPX–B
NO. 1
2
1
LG (*8)
30 4B
32 4C
6 KS1
W–B (*8)
19 A
22 A
6 A
2 A
GND
SOFF
IOUT
+B2
Intrusion Sensor Off Switch
Dome Light
1 KS1
Intrusion Sensor
CTY
+B1
+5B
RIFR
RIFL
S3(A), S4(B)
Map Light Assembly
9 A
4 A
5 A
14 B
10 A
R
BE
B
1
2
S16
Spot Light Assembly
∗ 8 : w/ Intrusion Sensor
∗ 9 : Before Aug. 2015 Production
∗10 : From Aug. 2015 Production
∗28 : Before Oct. 2016 Production
∗29 : From Oct. 2016 Production
∗30 : w/ Pre–Collision System
∗31 : w/o Pre–Collision System
KA

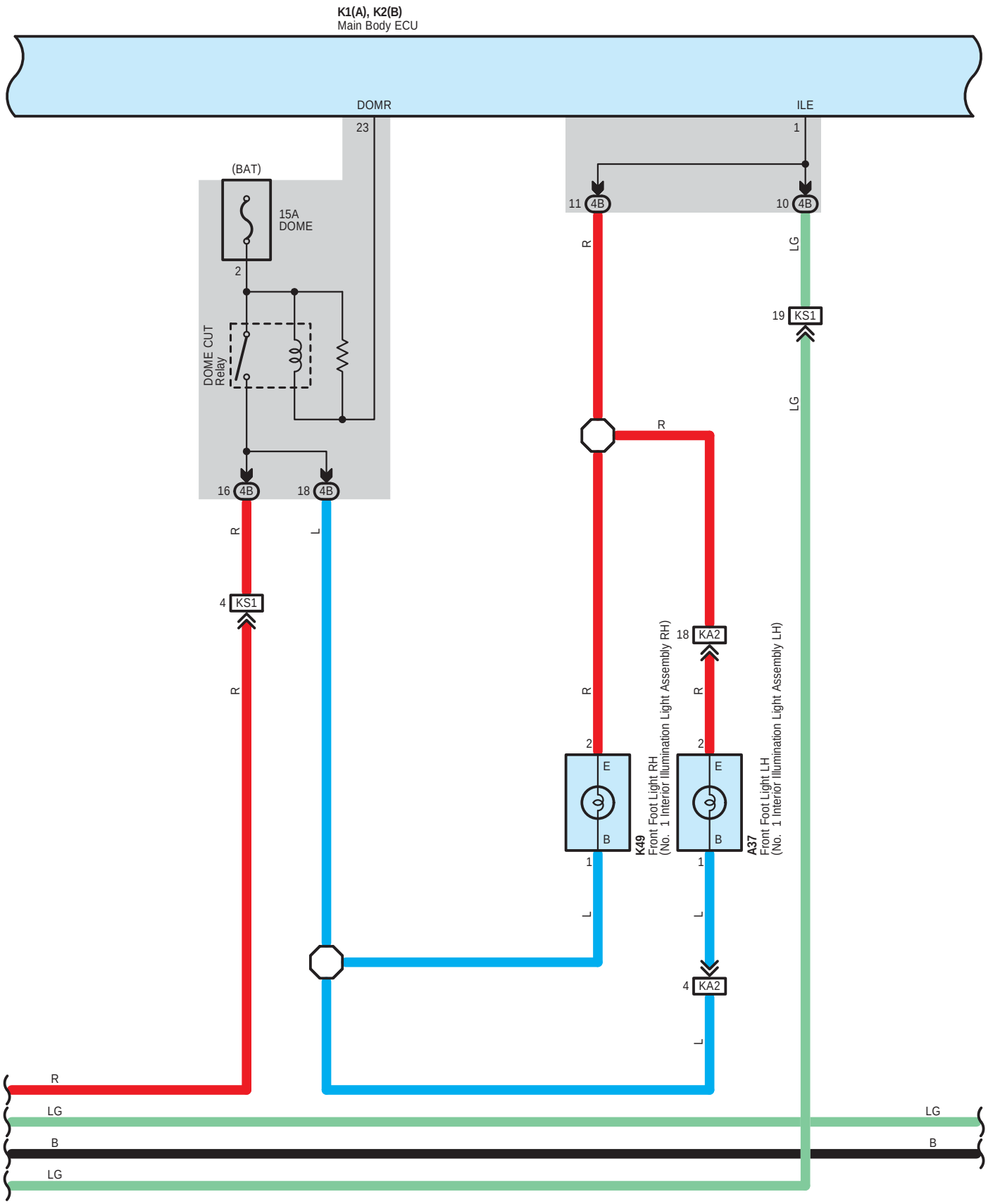
K1(A), K2(B)
Main Body ECU
DOMR
23
ILE
1
(BAT)
15A
DOME
2
DOME CUT
Relay
11 4B
10 4B
R
LG
19 KS1
LG
R
16 4B
18 4B
R
L
4 KS1
R
18 KA2
R
R
2
E
B
1
K49
Front Foot Light RH
(No. 1 Interior Illumination Light Assembly RH)
2
E
B
1
A37
Front Foot Light LH
(No. 1 Interior Illumination Light Assembly LH)
L
L
4 KA2
L
R
LG
LG
B
B
LG

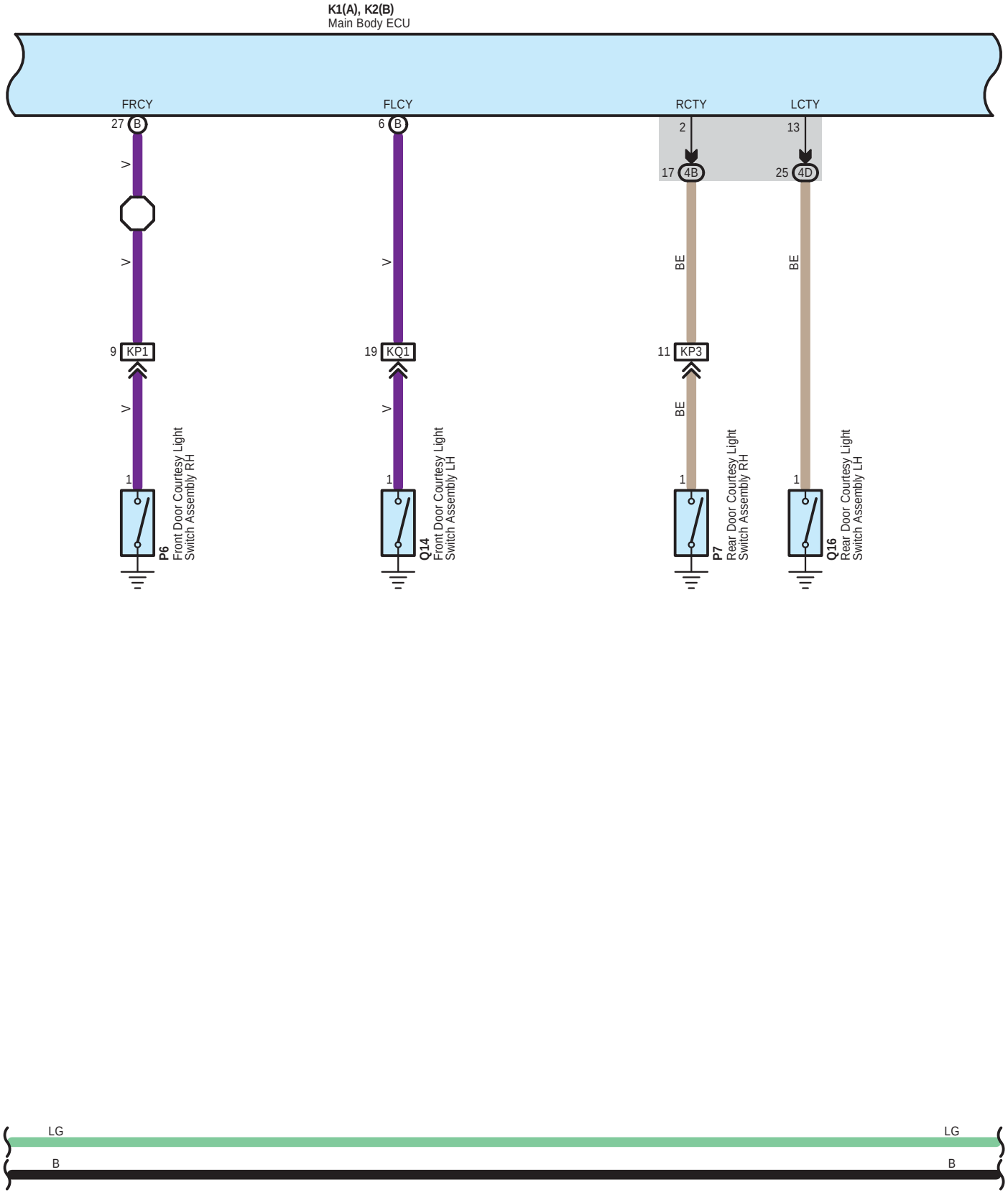
K1(A), K2(B)
Main Body ECU
FRCY
FLCY
RCTY
LCTY
27 B
6 B
2
13
17 4B
25 4D
V
V
V
V
BE
BE
BE
9 KP1
19 KQ1
11 KP3
1
1
1
1
P6
Front Door Courtesy Light Switch Assembly RH
Q14
Front Door Courtesy Light Switch Assembly LH
P7
Rear Door Courtesy Light Switch Assembly RH
Q16
Rear Door Courtesy Light Switch Assembly LH
LG
LG
B
B

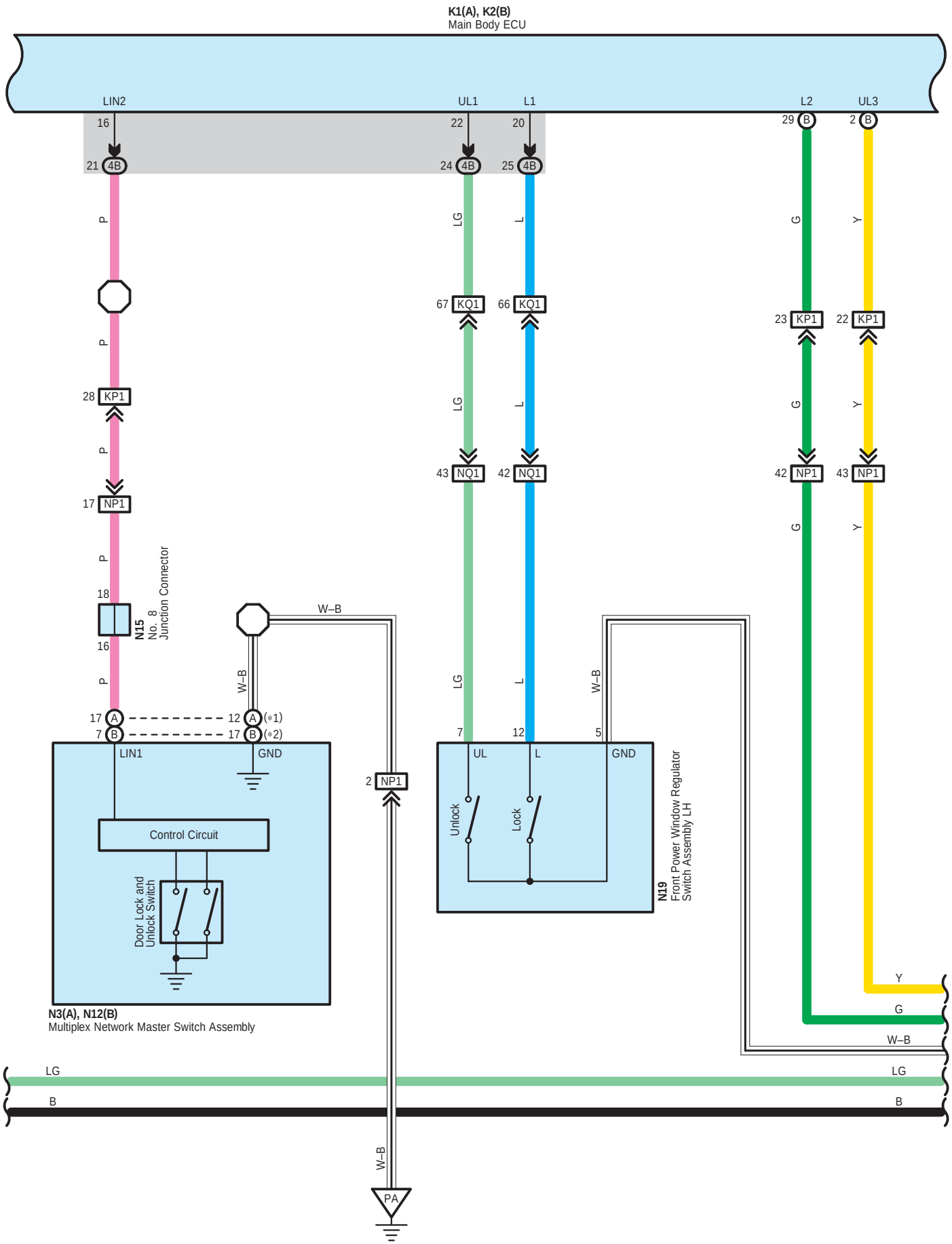
K1(A), K2(B)
Main Body ECU
LIN2
UL1
L1
L2
UL3
16
22
20
29 B
2 B
21 4B
24 4B
25 4B
P
LG
L
G
Y
67 KQ1
66 KQ1
23 KP1
22 KP1
28 KP1
43 NQ1
42 NQ1
42 NP1
43 NP1
17 NP1
18
N15
No. 8
Junction Connector
W–B
17 A
7 B
12 A (*1)
17 B (*2)
LIN1
GND
Control Circuit
Door Lock and
Unlock Switch
N3(A), N12(B)
Multiplex Network Master Switch Assembly
2 NP1
7
12
5
UL
L
Unlock
Lock
N19
Front Power Window Regulator
Switch Assembly LH
LG
B
PA

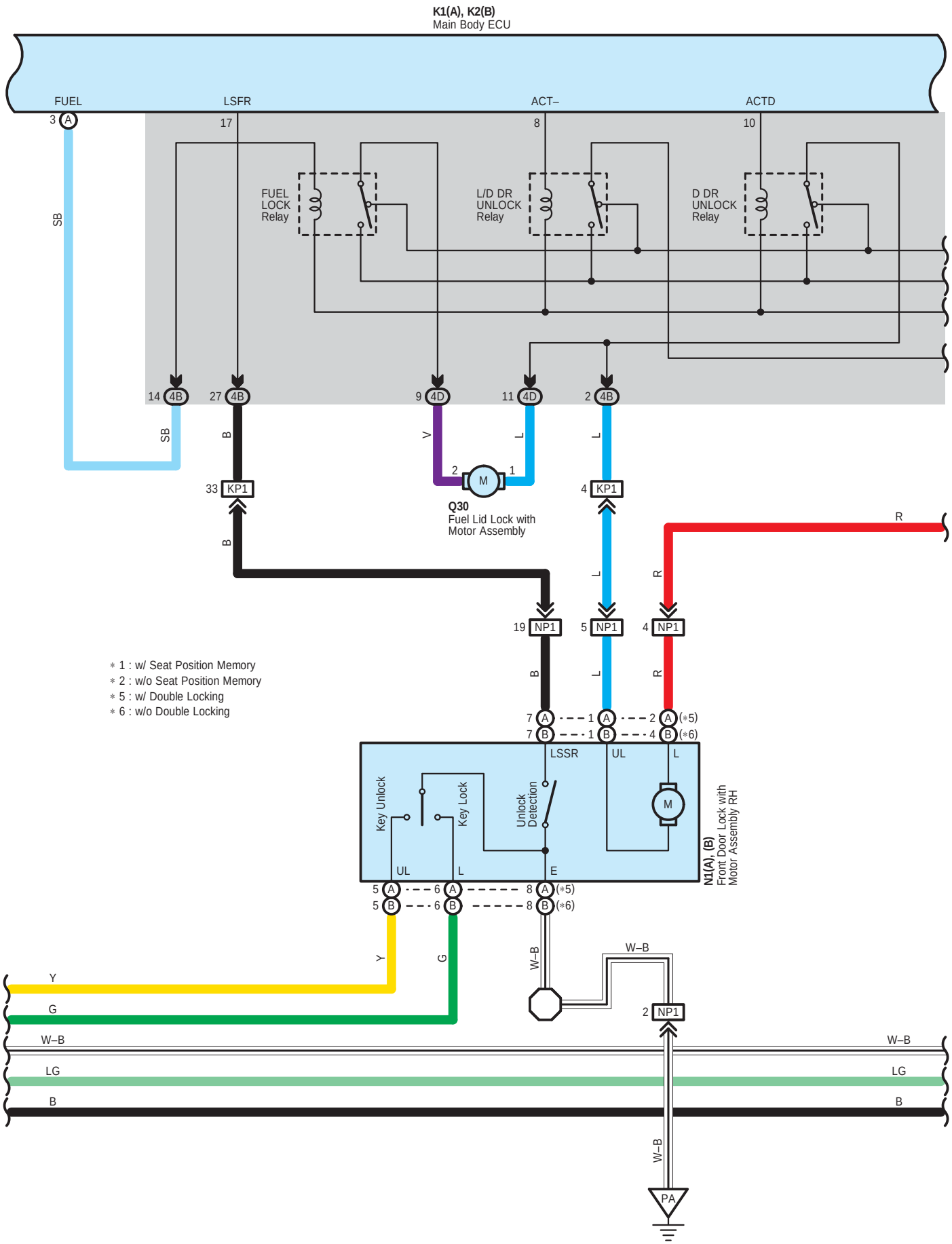
K1(A), K2(B)
Main Body ECU
FUEL
LSFR
ACT–
ACTD
3 A
17
8
10
FUEL LOCK Relay
L/D DR UNLOCK Relay
D DR UNLOCK Relay
SB
14 4B
27 4B
9 4D
11 4D
2 4B
SB
B
V
L
L
2
M
1
33 KP1
4 KP1
Q30
Fuel Lid Lock with Motor Assembly
R
B
L
R
19 NP1
5 NP1
4 NP1
* 1 : w/ Seat Position Memory
* 2 : w/o Seat Position Memory
* 5 : w/ Double Locking
* 6 : w/o Double Locking
B
L
R
7 A
7 B
1 A
1 B
2 A (*5)
4 B (*6)
LSSR
UL
L
Key Unlock
Key Lock
Unlock Detection
M
N1(A), (B)
Front Door Lock with Motor Assembly RH
UL
L
E
5 A
5 B
6 A
6 B
8 A (*5)
8 B (*6)
Y
G
W–B
W–B
2 NP1
Y
G
W–B
W–B
LG
LG
B
B
W–B
PA

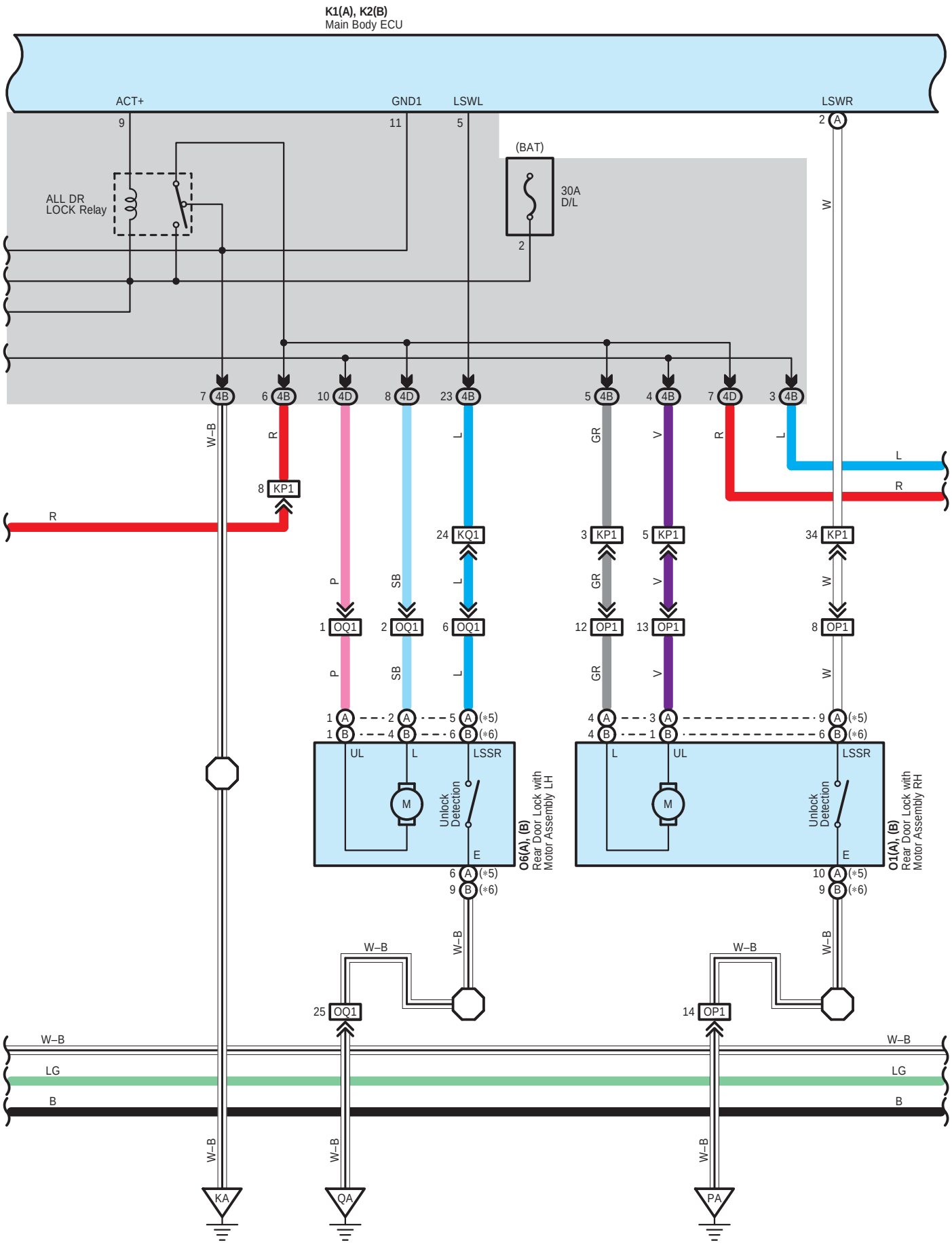
K1(A), K2(B)
Main Body ECU
ACT+
GND1
LSWL
LSWR
ALL DR
LOCK Relay
(BAT)
30A
D/L
KP1
KQ1
OQ1
OP1
UL
L
LSSR
E
M
Unlock
Detection
O6(A), (B)
Rear Door Lock with
Motor Assembly LH
O1(A), (B)
Rear Door Lock with
Motor Assembly RH
W–B
LG
B
KA
QA
PA

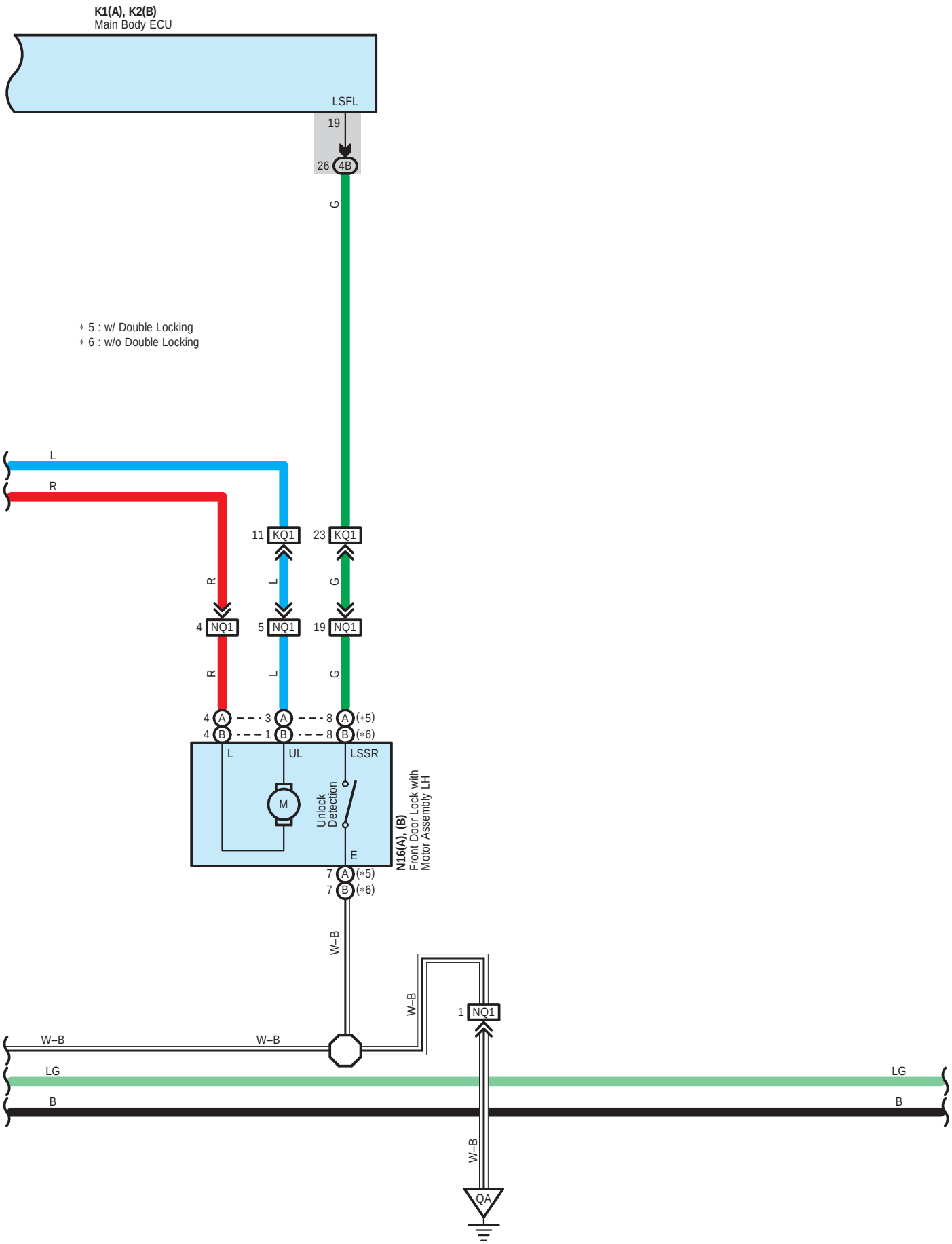
K1(A), K2(B)
Main Body ECU
LSFL
19
26
4B
G
∗ 5 : w/ Double Locking
∗ 6 : w/o Double Locking
L
R
11
KQ1
23
KQ1
R
L
G
4
NQ1
5
NQ1
19
NQ1
R
L
G
4
A
3
A
8
A
(∗5)
4
B
1
B
8
B
(∗6)
L
UL
LSSR
M
Unlock Detection
E
N16(A), (B)
Front Door Lock with Motor Assembly LH
7
A
(∗5)
7
B
(∗6)
W–B
W–B
1
NQ1
W–B
W–B
LG
LG
B
B
W–B
QA

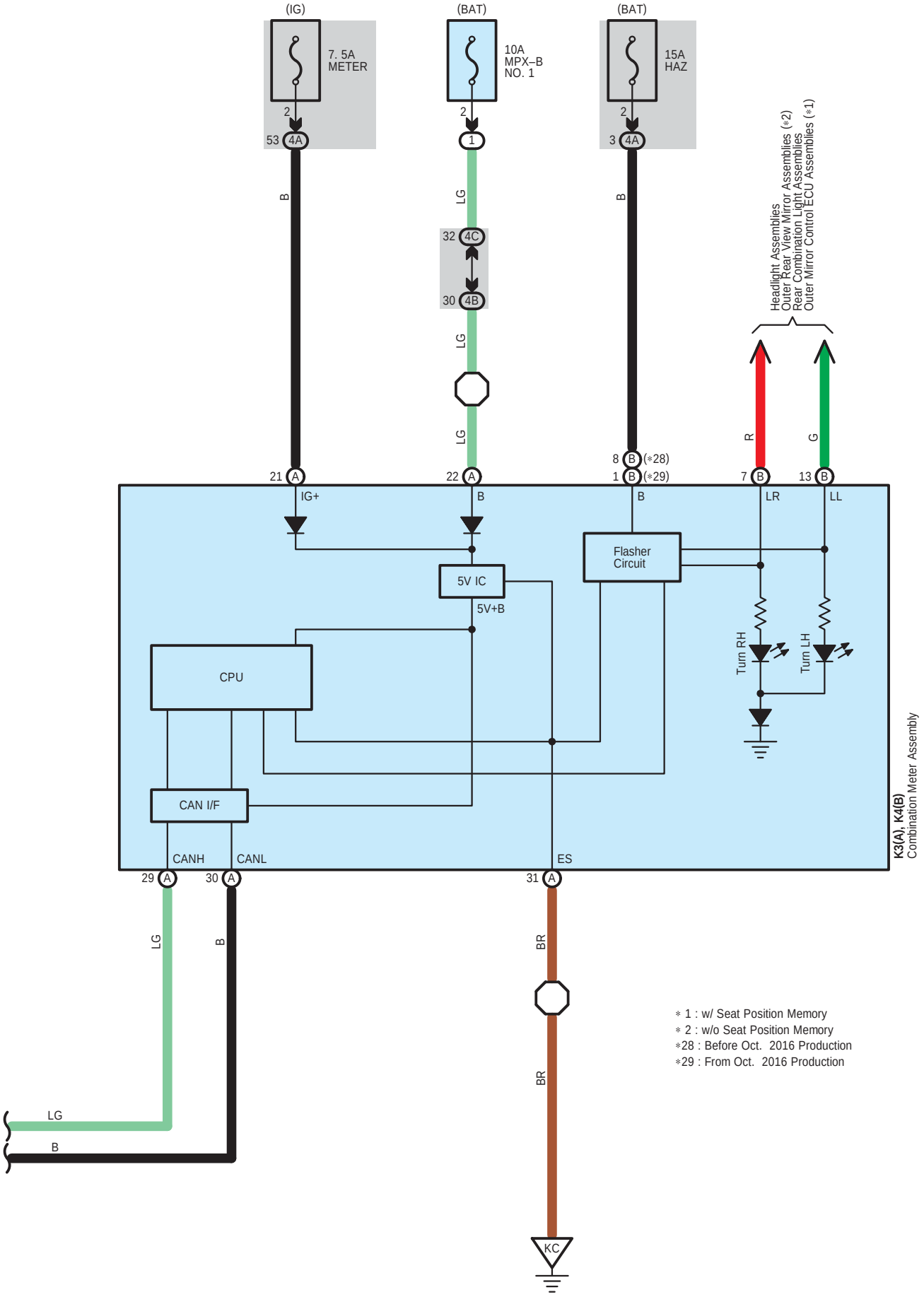
(IG)
7. 5A
METER
(BAT)
10A
MPX–B
NO. 1
(BAT)
15A
HAZ
2
53 4A
1
32 4C
30 4B
3 4A
B
LG
Headlight Assemblies
Outer Rear View Mirror Assemblies (*2)
Rear Combination Light Assemblies
Outer Mirror Control ECU Assemblies (*1)
R
G
8 B (*28)
1 B (*29)
21 A
22 A
7 B
13 B
IG+
B
LR
LL
Flasher
Circuit
5V IC
5V+B
CPU
Turn RH
Turn LH
CAN I/F
CANH
CANL
ES
29 A
30 A
31 A
K3(A), K4(B)
Combination Meter Assembly
BR
KC
* 1 : w/ Seat Position Memory
* 2 : w/o Seat Position Memory
*28 : Before Oct. 2016 Production
*29 : From Oct. 2016 Production

A20
Black

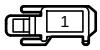

90980-10619

A25
Gray

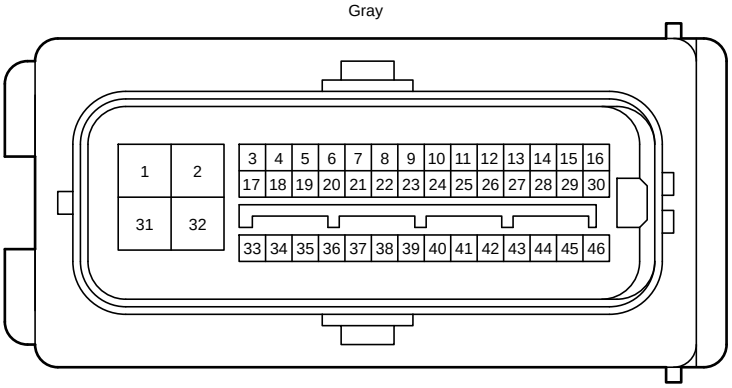

90980-12426

A37
White

90980-11148

A74
White

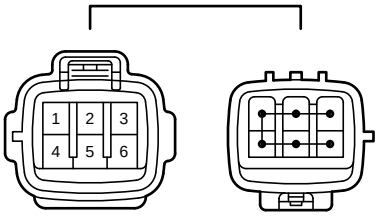

90980-11194

B1
Gray

90980-10619

B4
Black

90980-10619

B9
Black



90980-11002

B11
Black



90980-11002

K1
White

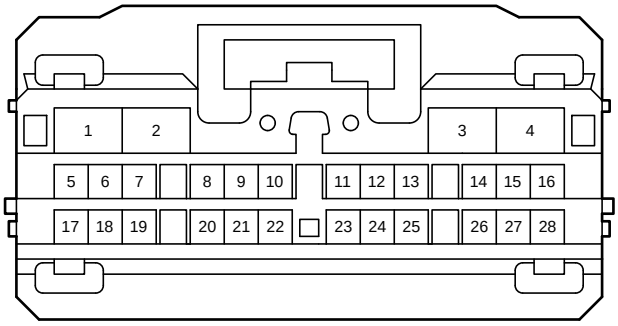

90980-12908

K2
White

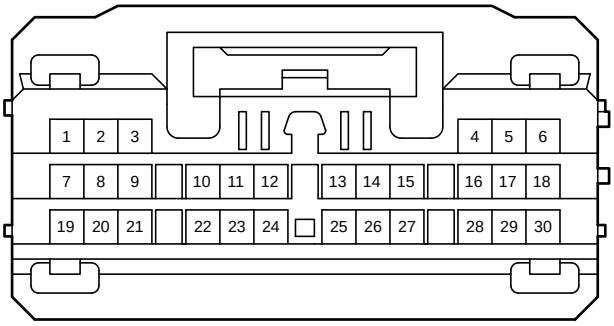

90980-12909

K3
Black

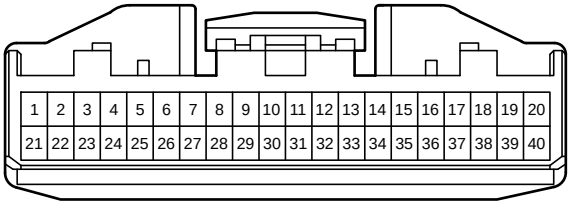

90980-12557

K4
Black

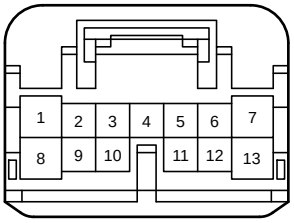

90980-12767

K7
White

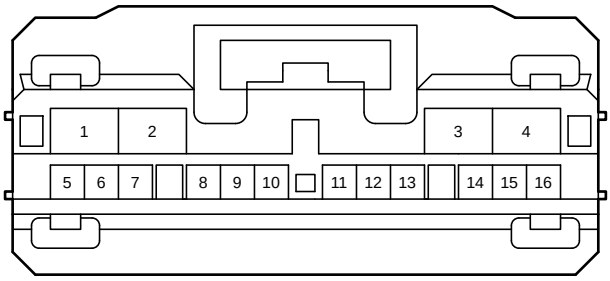

90980-12763

K8
Black

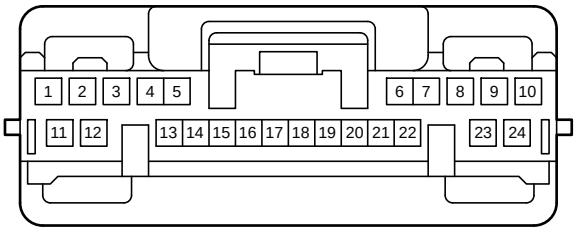

90980-12912

K33
Gray

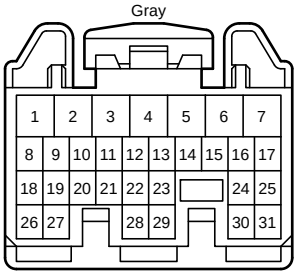

90980-12431

K49
White

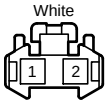

90980-11148

K51
Yellow

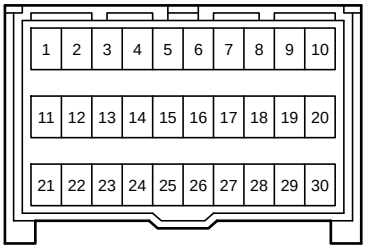

90980-12391

K65
Black



90980-12553

K91
Gray

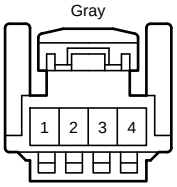

90980-12876

K92
Blue

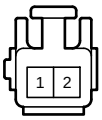

90980-10825

K109
White

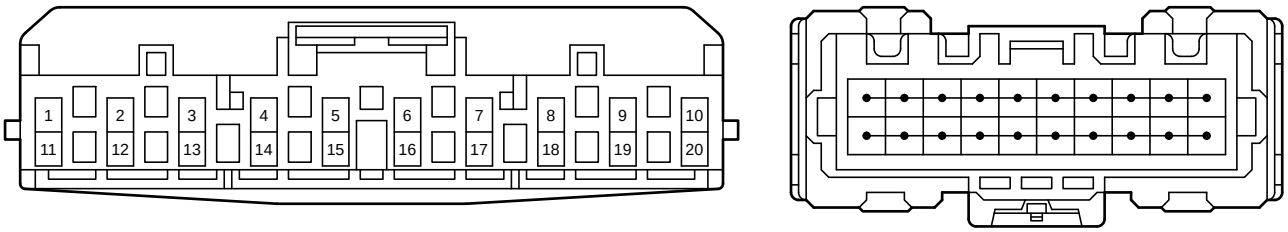

90980-12A58

K110
White

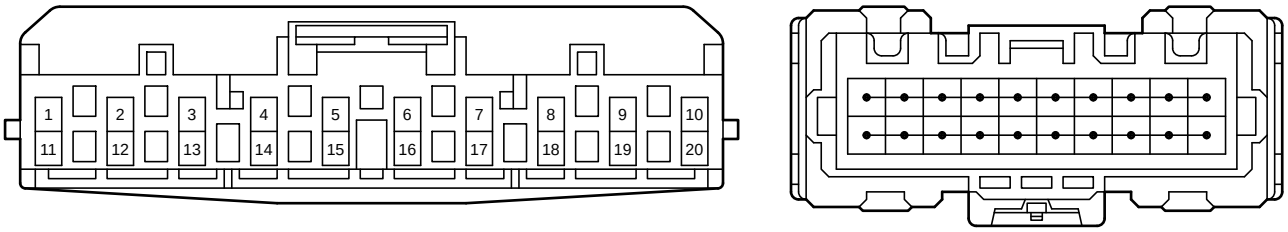

90980-12A58

K136
Black

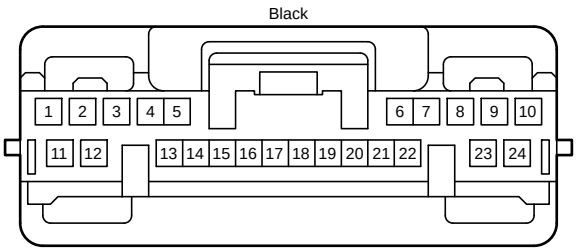

90980-12912

K137
Black

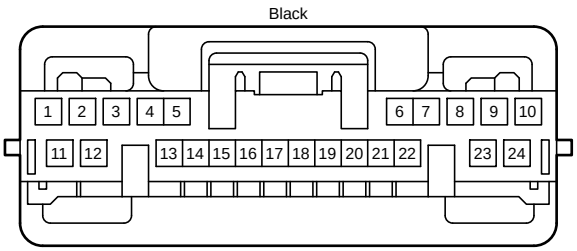

90980-12A42

K142
Gray

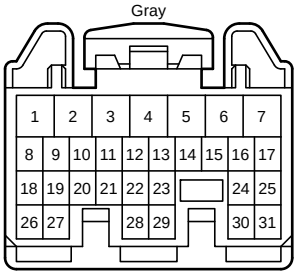

90980-12431

N1
White

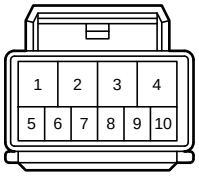

90980-12226

N3
White

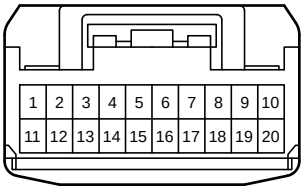

90980-12460

N12
Black

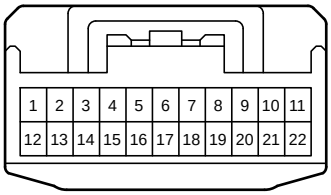

90980-12372

N15
White

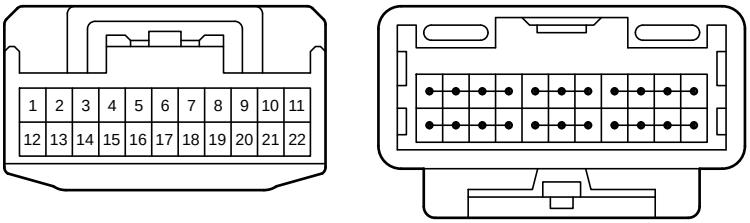

90980-12372

N16
White

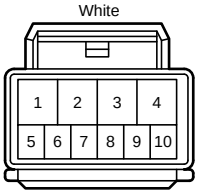

90980-12226

N19
White

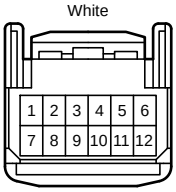

90980-12552
(Before Aug. 2015 Production)

N19
Gray

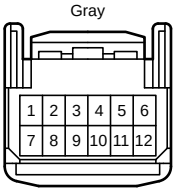

90980-12552
(From Aug. 2015 Production)

O1
White

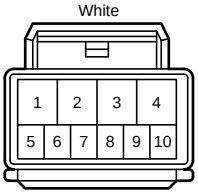

90980-12226

O6
White

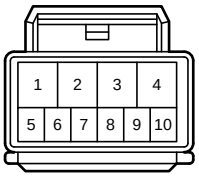

90980-12226

P4
Gray

90980-10942

P6
Black

90980-10871

P7
White

90980-10871

P21
Black

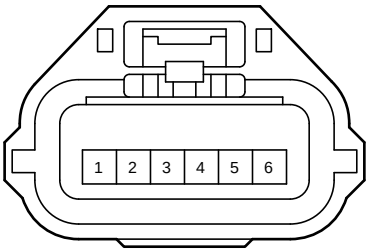

82824-53030

P31
Yellow

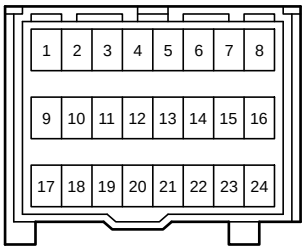

90980-12392

P33
Black

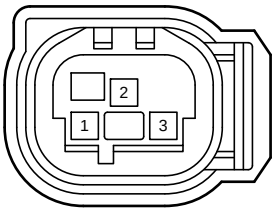

90080-98237

Q14
Black

90980-10871

Q16
White

90980-10871

Q30
Black



90980-10860

Q37
White

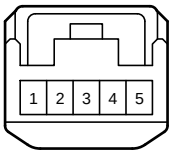

90980-12366

Q38
White

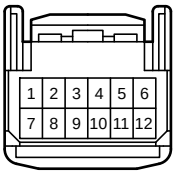

90980-12552

Q48
Black

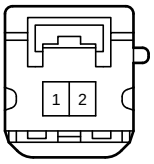

90980-12808

Q49
Black



90980-10908

Q56
Black

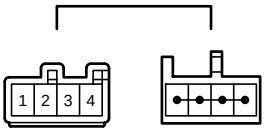

90980-11398

Q66
White

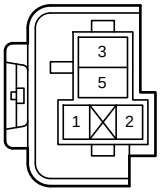

82660-20340

S3
White

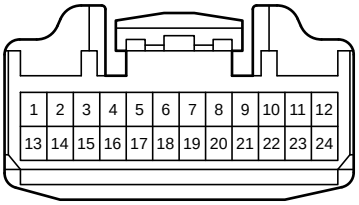

90980-12554

S4
White

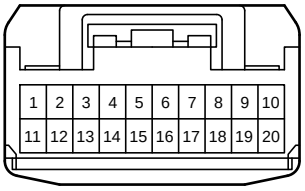

90980-12460

S16
White

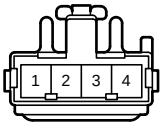

90980-11013

4A
White

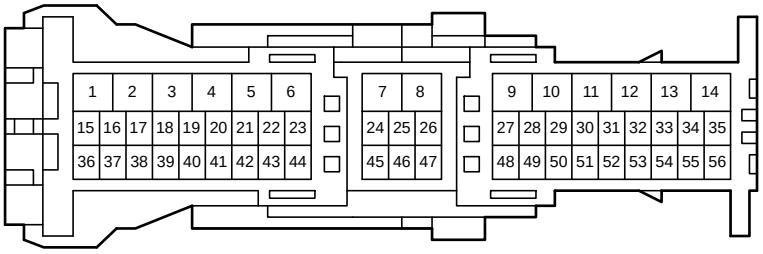

90980-12943

4B
White

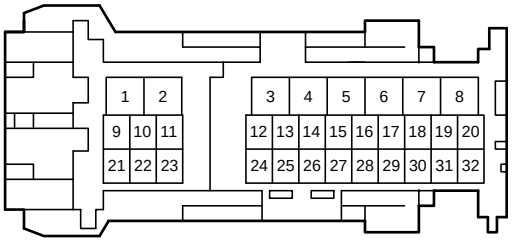

90980-12A48

4C
White

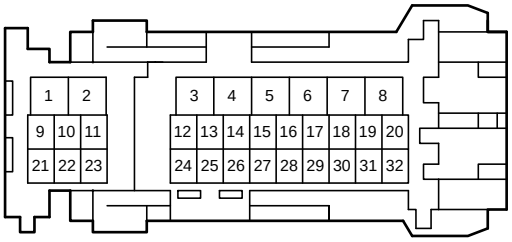

90980-12A47

4D
White

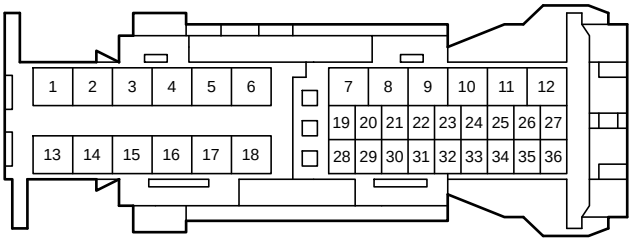

90980-12944

AP1
White

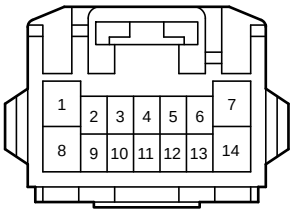

82824-53090

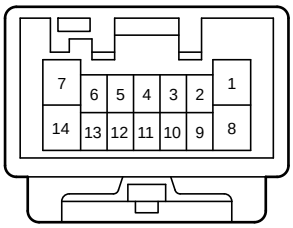

82824-53080

AQ1
White

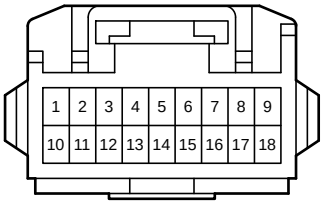

82824-53070

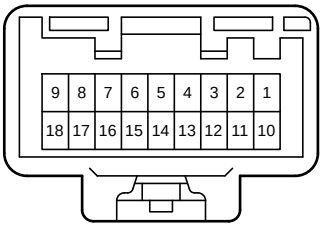

82824-53060

BA1
White

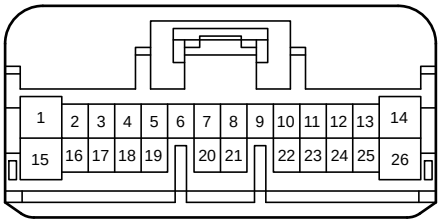

90980-12771

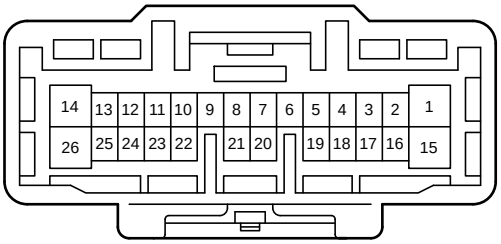

90980-12770

KA2
White

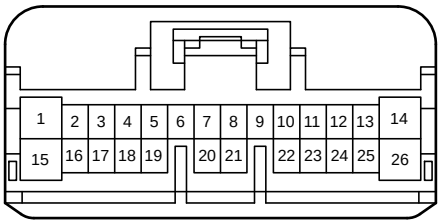

90980-12771

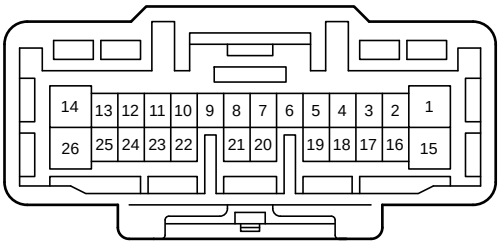

90980-12770

KA4
White

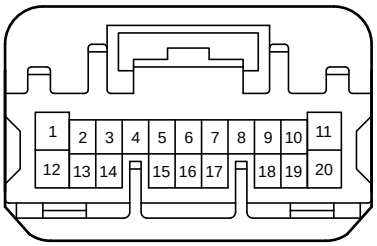

90980-12741

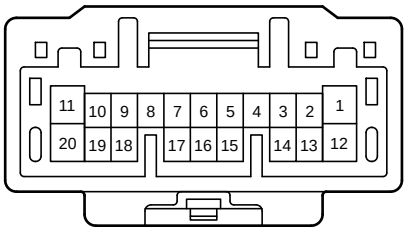

90980-12740

KP1
White

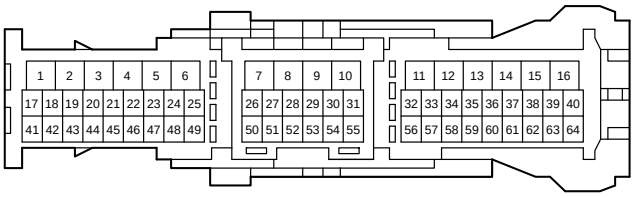

90980-12774

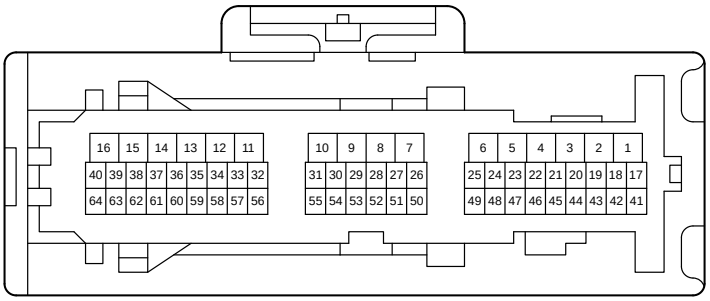

90980-12798

KP3
White

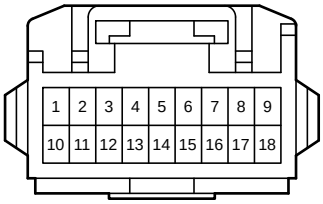

82824-53070

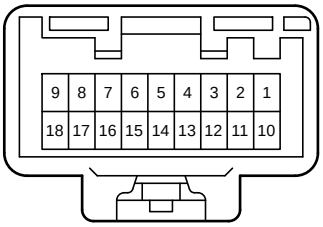

82824-53060

KQ1
White

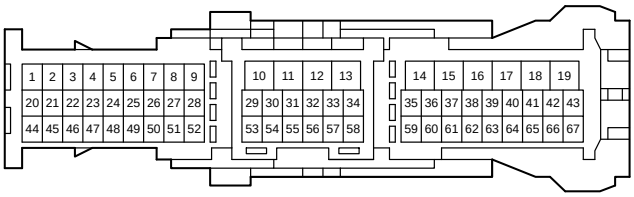

90980-12783

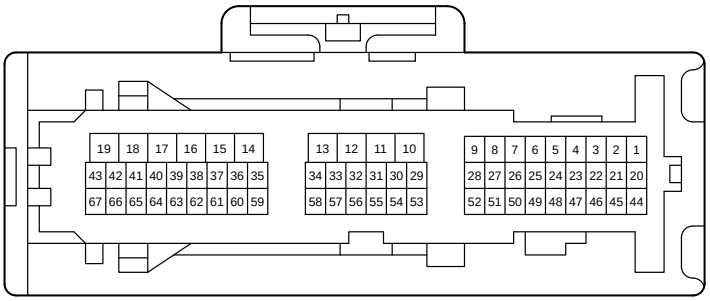

90980-12800

KQ2
White

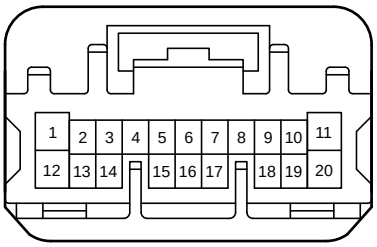

90980-12741

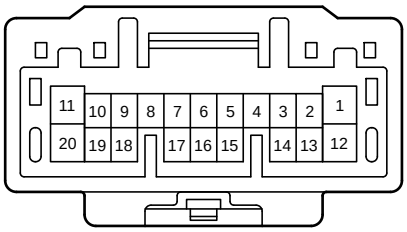

90980-12740

KS1
White

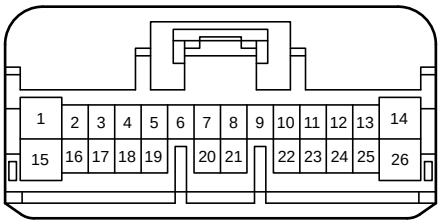

90980-12771

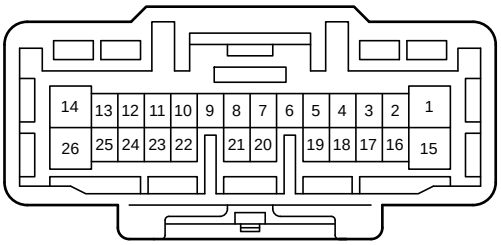

90980-12770

KS2
White

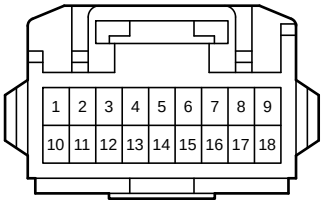

82824-53070

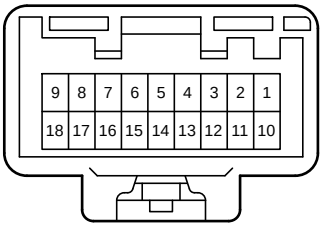

82824-53060

NP1
Yellow

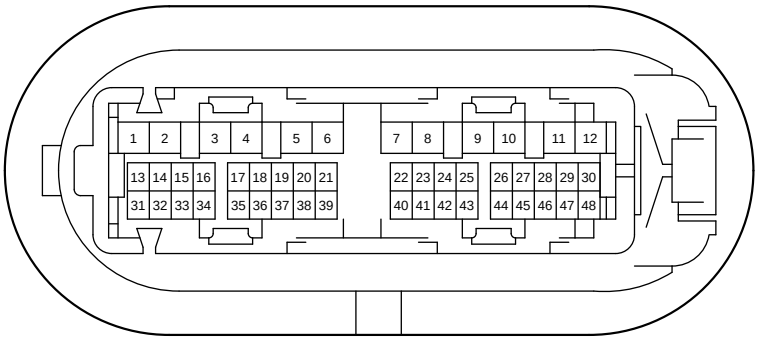

90980-12A09

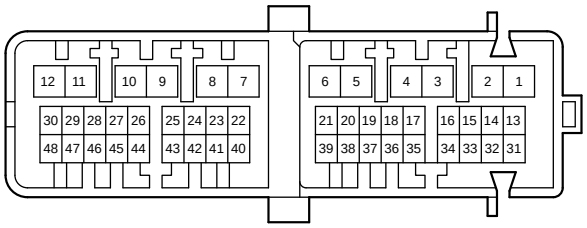

90980-12A06

NQ1
Yellow

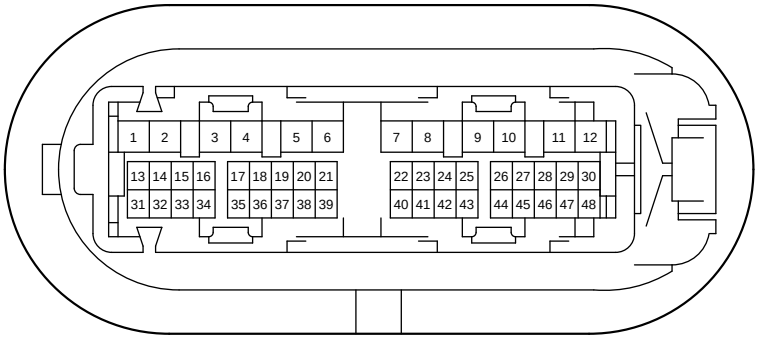

90980-12A09

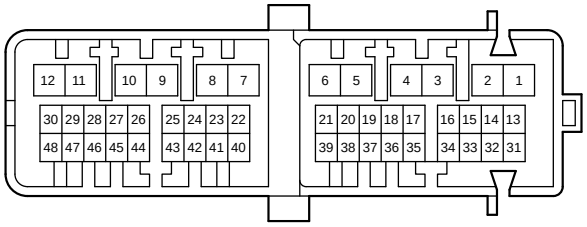

90980-12A06

OP1
White

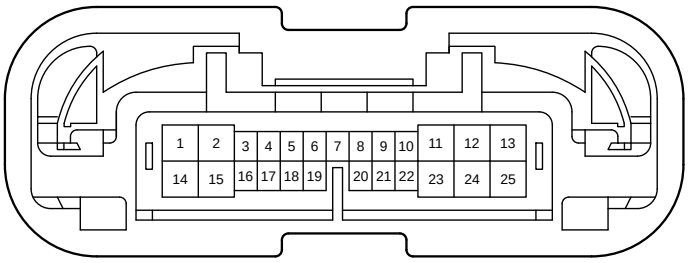

90980-12802

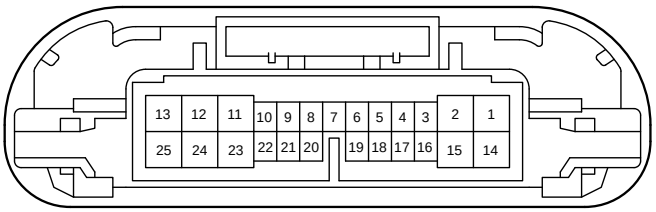

90980-12801

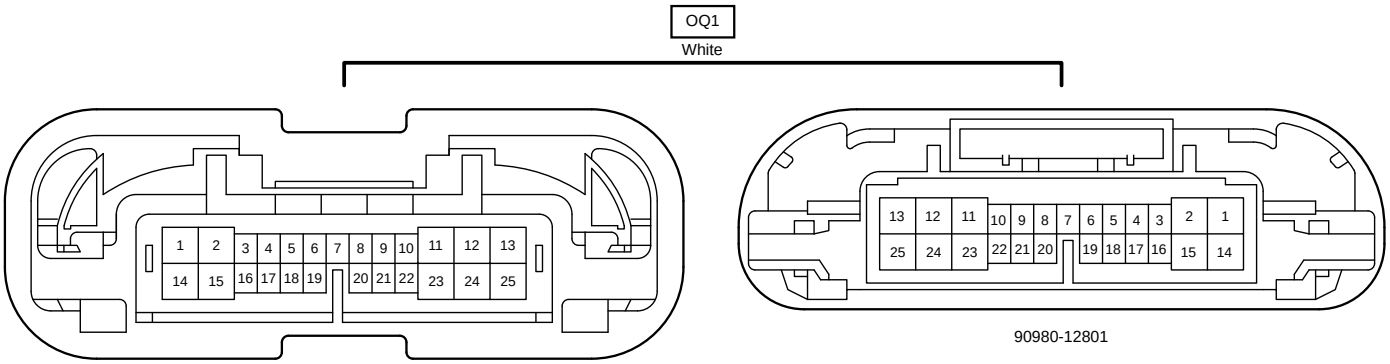

90980-12802

90980-12801