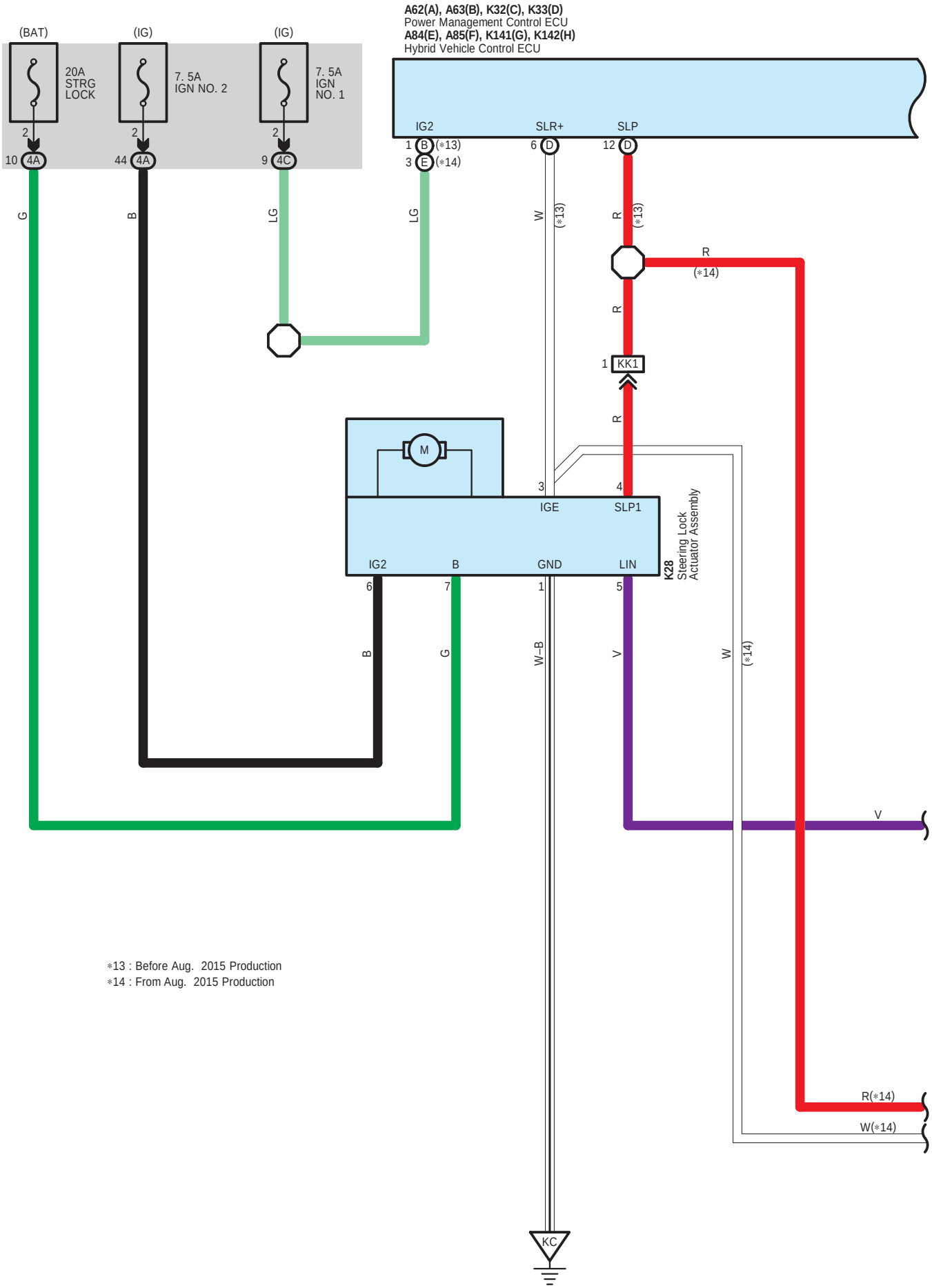


*13 : Before Aug. 2015 Production
*14 : From Aug. 2015 Production

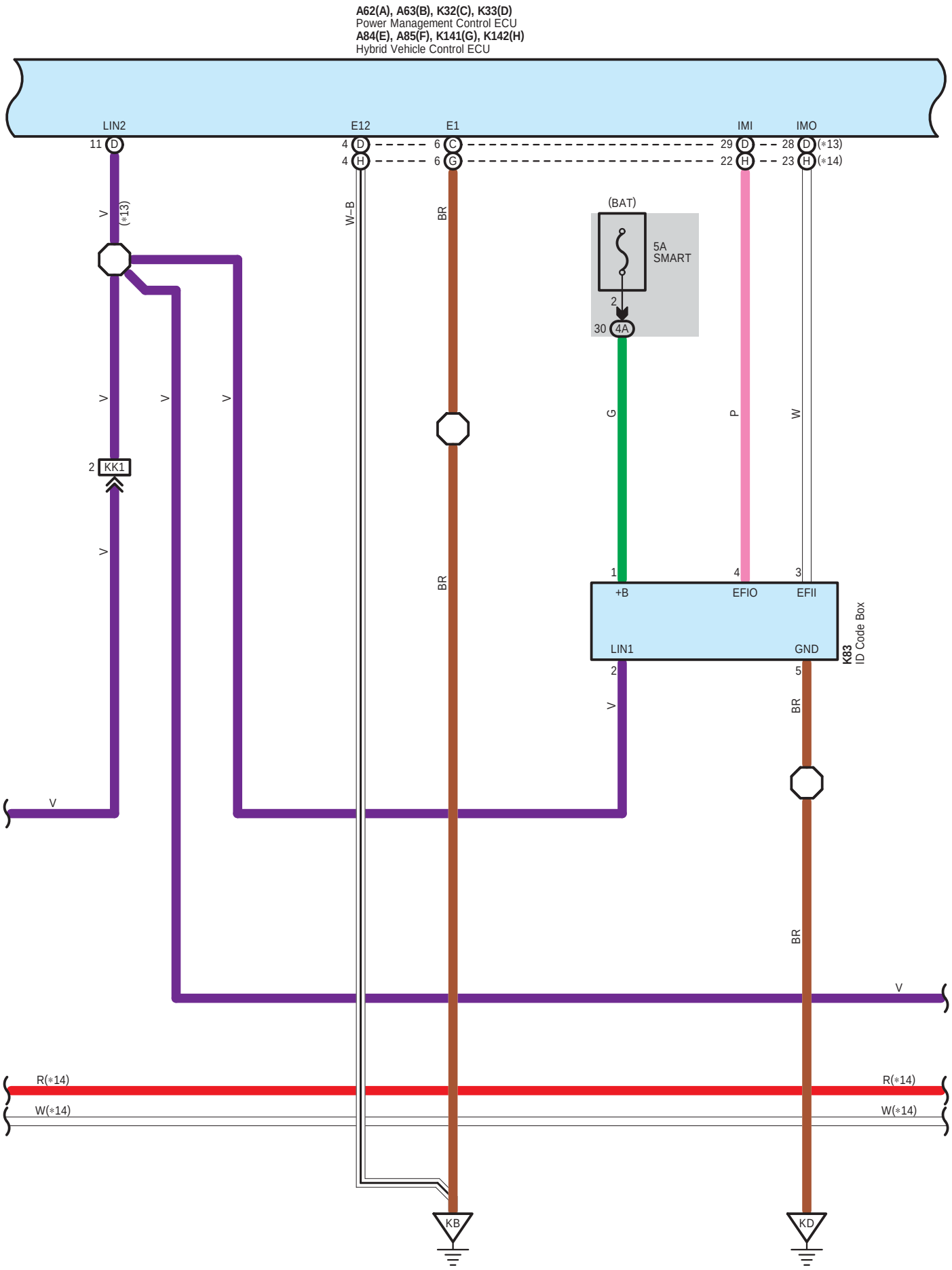
A62(A), A63(B), K32(C), K33(D)
Power Management Control ECU
A84(E), A85(F), K141(G), K142(H)
Hybrid Vehicle Control ECU
LIN2
E12
E1
IMI
IMO
11 D
4 D
4 H
6 C
6 G
29 D
22 H
28 D (*13)
23 H (*14)
V
(*13)
W–B
BR
(BAT)
5A
SMART
2
30 4A
G
P
W
2 KK1
1
4
3
+B
EFIO
EFII
LIN1
GND
K83
ID Code Box
2
5
V
BR
R(*14)
W(*14)
KB
KD

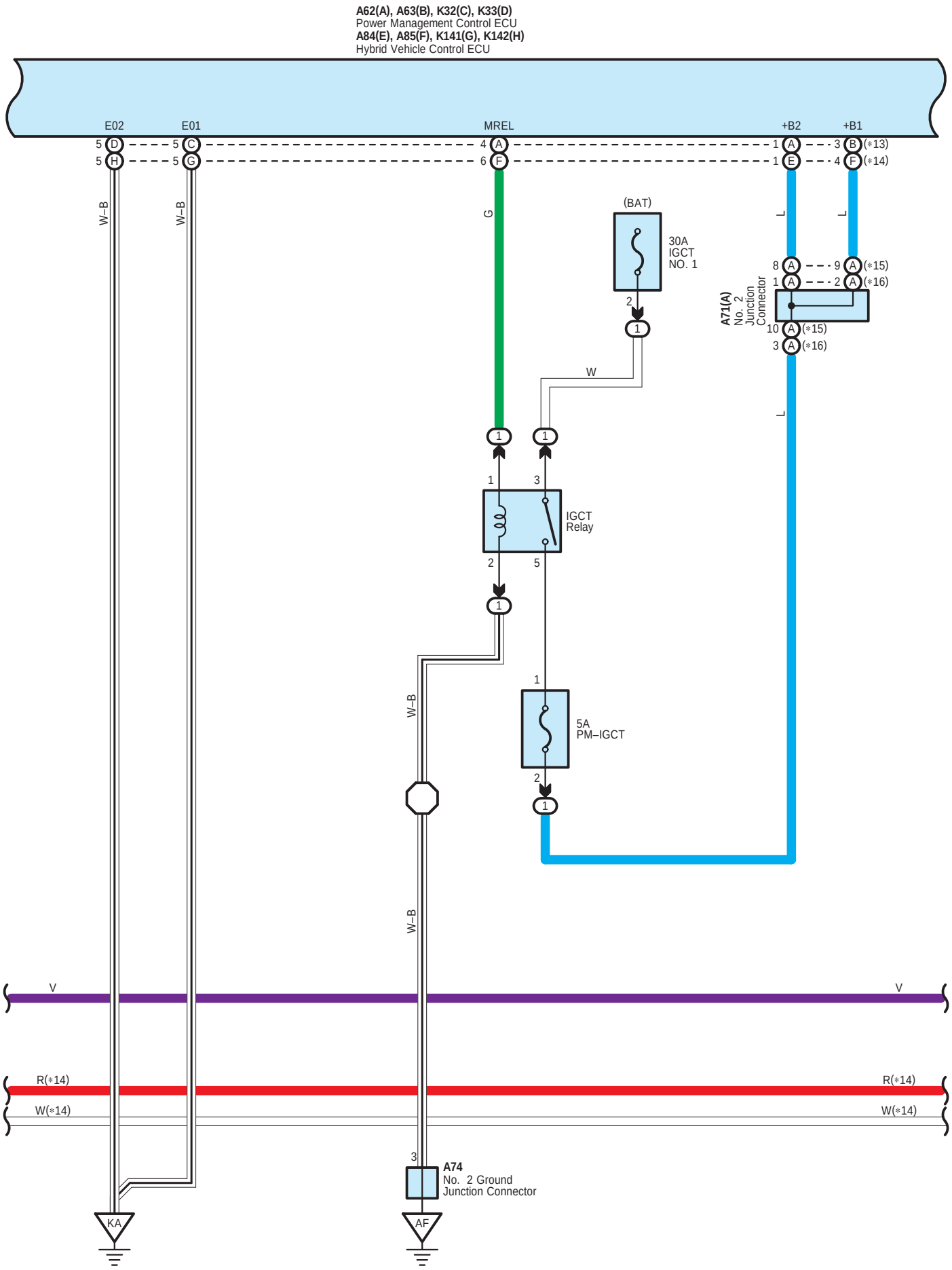
A62(A), A63(B), K32(C), K33(D)
Power Management Control ECU
A84(E), A85(F), K141(G), K142(H)
Hybrid Vehicle Control ECU
E02
E01
MREL
+B2
+B1
W–B
G
L
W
V
R(*14)
W(*14)
(BAT)
30A
IGCT
NO. 1
IGCT
Relay
5A
PM–IGCT
A71(A)
No. 2
Junction
Connector
A74
No. 2 Ground
Junction Connector
KA
AF

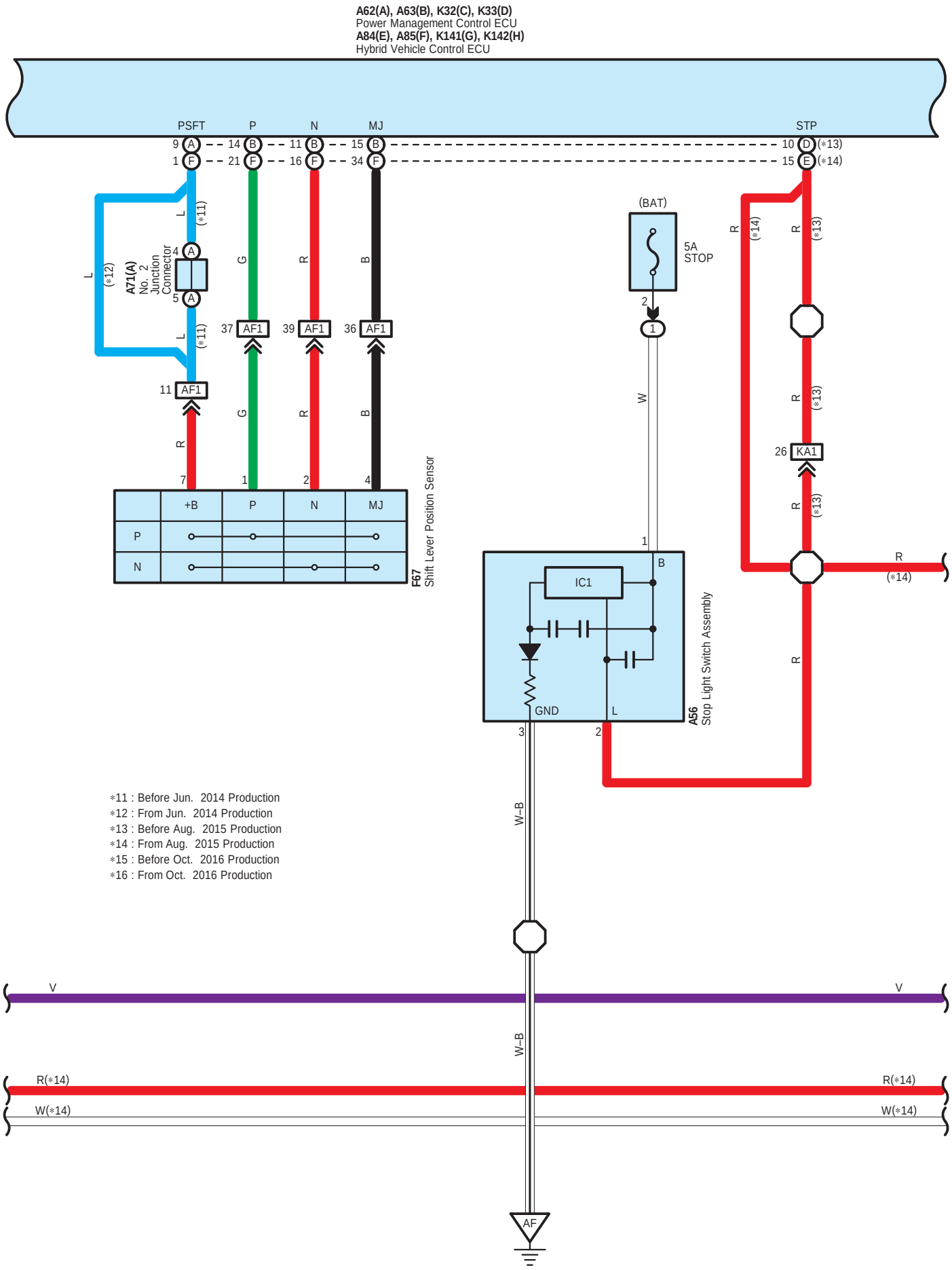
A62(A), A63(B), K32(C), K33(D)
Power Management Control ECU
A84(E), A85(F), K141(G), K142(H)
Hybrid Vehicle Control ECU
PSFT
P
N
MJ
STP
A71(A)
No. 2
Junction
Connector
AF1
KA1
(BAT)
5A
STOP
F67
Shift Lever Position Sensor
+B
IC1
GND
A56
Stop Light Switch Assembly
AF
∗11 : Before Jun. 2014 Production
∗12 : From Jun. 2014 Production
∗13 : Before Aug. 2015 Production
∗14 : From Aug. 2015 Production
∗15 : Before Oct. 2016 Production
∗16 : From Oct. 2016 Production

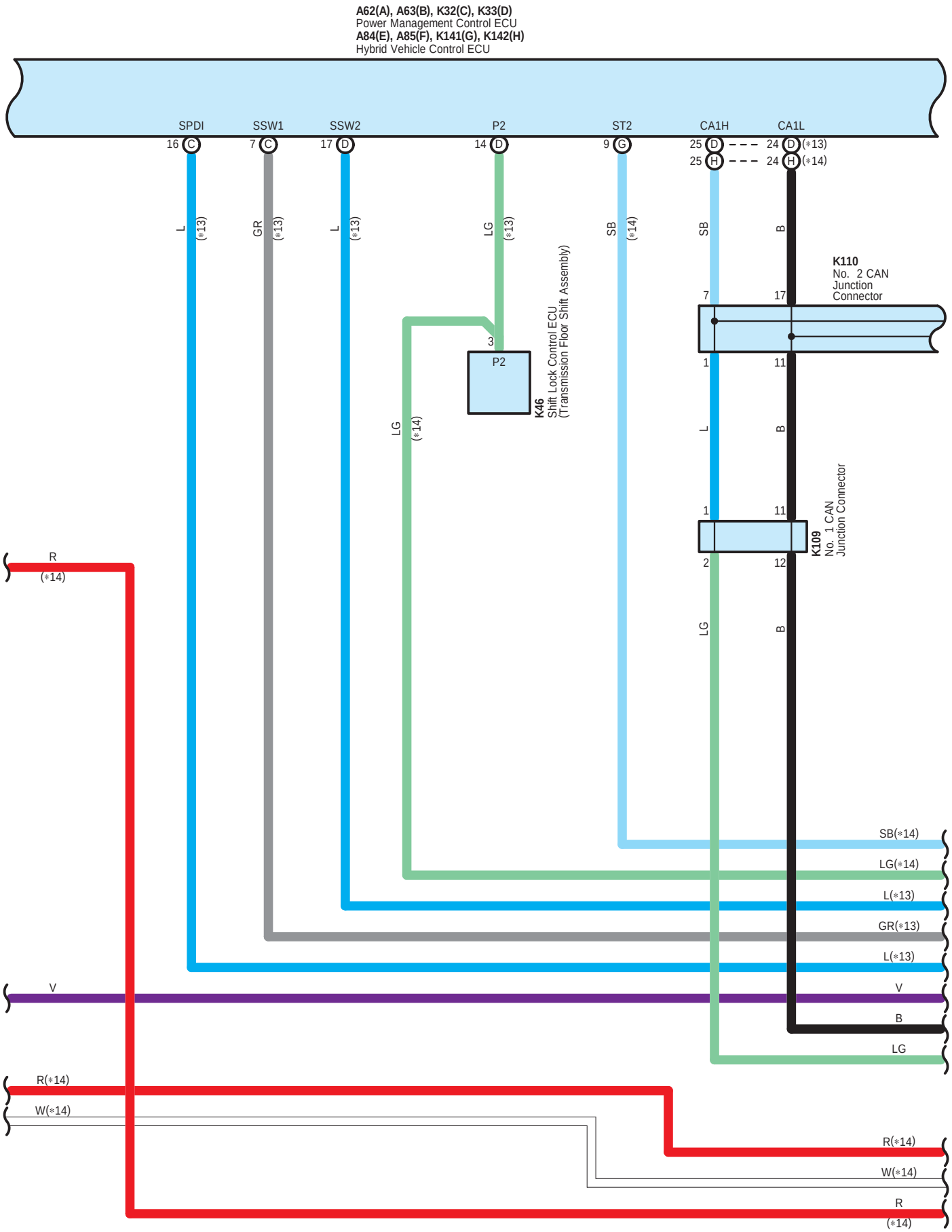
A62(A), A63(B), K32(C), K33(D)
Power Management Control ECU
A84(E), A85(F), K141(G), K142(H)
Hybrid Vehicle Control ECU
SPDI
SSW1
SSW2
P2
ST2
CA1H
CA1L
16 C
7 C
17 D
14 D
9 G
25 D
25 H
24 D (∗13)
24 H (∗14)
L (∗13)
GR (∗13)
L (∗13)
LG (∗13)
SB (∗14)
SB
B
K110
No. 2 CAN
Junction
Connector
7
17
1
11
3
P2
K46
Shift Lock Control ECU
(Transmission Floor Shift Assembly)
LG (∗14)
L
B
1
11
2
12
K109
No. 1 CAN
Junction Connector
LG
B
R
(∗14)
SB(∗14)
LG(∗14)
L(∗13)
GR(∗13)
L(∗13)
V
V
B
LG
R(∗14)
W(∗14)
R(∗14)
W(∗14)
R
(∗14)

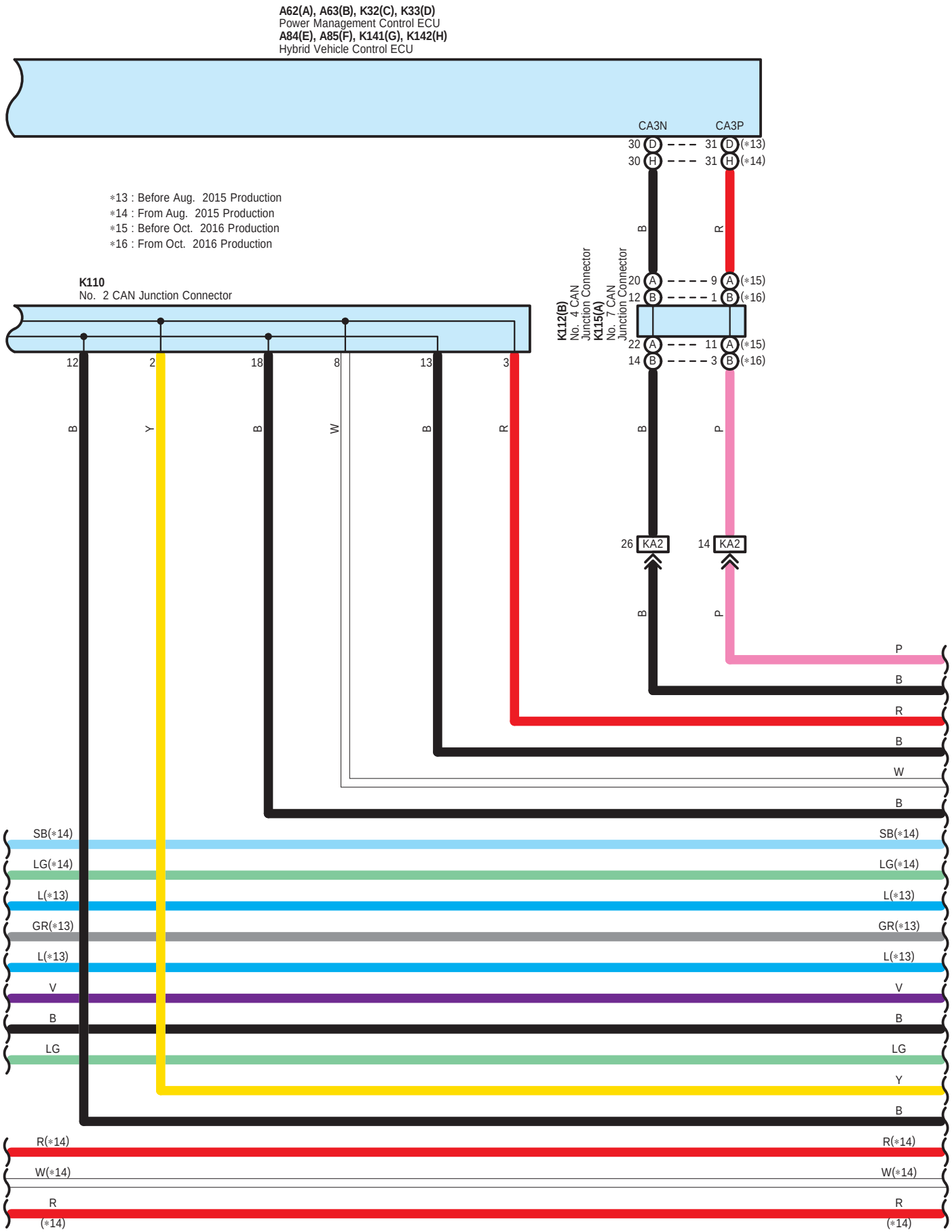
A62(A), A63(B), K32(C), K33(D)
Power Management Control ECU
A84(E), A85(F), K141(G), K142(H)
Hybrid Vehicle Control ECU
CA3N
CA3P
30 D
31 D (∗13)
30 H
31 H (∗14)
∗13 : Before Aug. 2015 Production
∗14 : From Aug. 2015 Production
∗15 : Before Oct. 2016 Production
∗16 : From Oct. 2016 Production
K110
No. 2 CAN Junction Connector
K112(B)
No. 4 CAN Junction Connector
K115(A)
No. 7 CAN Junction Connector
20 A
9 A (∗15)
12 B
1 B (∗16)
22 A
11 A (∗15)
14 B
3 B (∗16)
12
2
18
8
13
3
26 KA2
14 KA2
SB(∗14)
LG(∗14)
L(∗13)
GR(∗13)
L(∗13)
V
B
LG
R(∗14)
W(∗14)
R
(∗14)

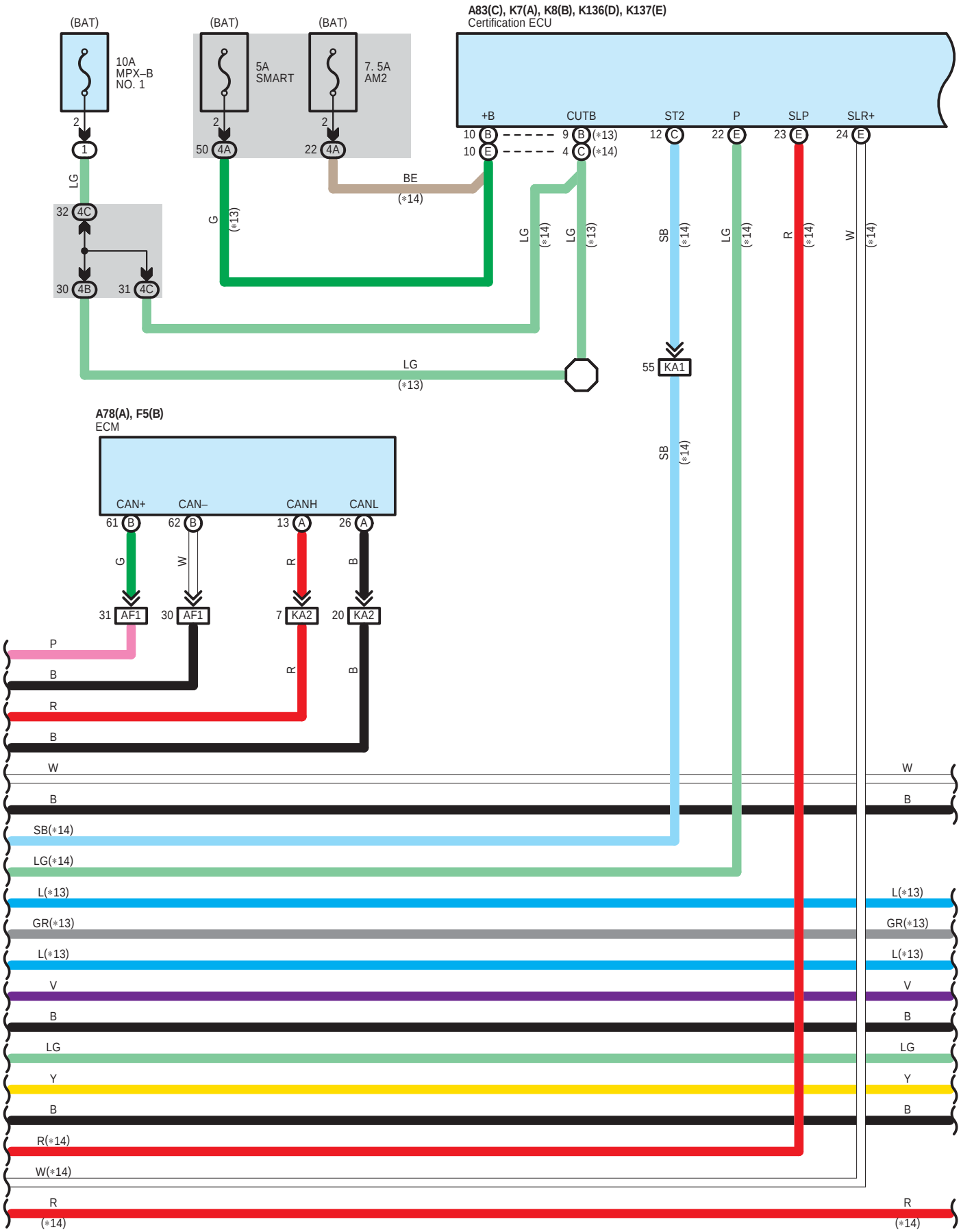
(BAT)
10A
MPX–B
NO. 1
(BAT)
5A
SMART
(BAT)
7. 5A
AM2
A83(C), K7(A), K8(B), K136(D), K137(E)
Certification ECU
+B
CUTB
ST2
P
SLP
SLR+
10 B
10 E
9 B (∗13)
4 C (∗14)
12 C
22 E
23 E
24 E
2
1
LG
50 4A
22 4A
BE
(∗14)
32 4C
30 4B
31 4C
G
(∗13)
LG
(∗14)
LG
(∗13)
SB
(∗14)
LG
(∗14)
R
(∗14)
W
(∗14)
LG
(∗13)
55 KA1
SB
(∗14)
A78(A), F5(B)
ECM
CAN+
CAN–
CANH
CANL
61 B
62 B
13 A
26 A
G
W
R
B
31 AF1
30 AF1
7 KA2
20 KA2
P
B
R
B
R
B
W
B
SB(∗14)
LG(∗14)
L(∗13)
GR(∗13)
L(∗13)
V
B
LG
Y
B
R(∗14)
W(∗14)
R
(∗14)
W
B
L(∗13)
GR(∗13)
L(∗13)
V
B
LG
Y
B
R
(∗14)

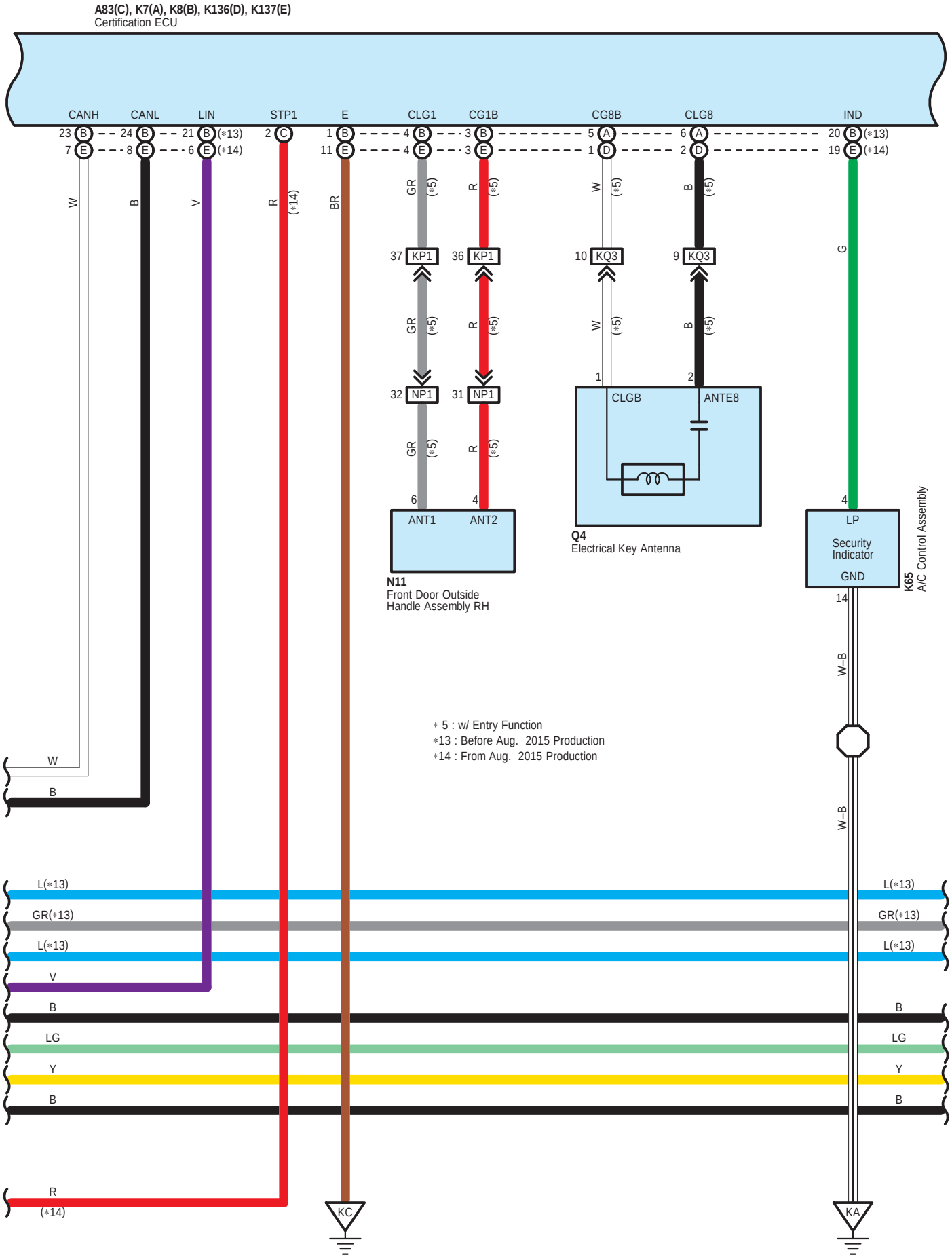
A83(C), K7(A), K8(B), K136(D), K137(E)
Certification ECU
CANH
CANL
LIN
STP1
E
CLG1
CG1B
CG8B
CLG8
IND
23 B
7 E
24 B
8 E
21 B (*13)
6 E (*14)
2 C
1 B
11 E
4 B
4 E
3 B
3 E
5 A
1 D
6 A
2 D
20 B (*13)
19 E (*14)
W
B
V
R (*14)
BR
GR (*5)
R (*5)
W (*5)
B (*5)
G
37 KP1
36 KP1
10 KQ3
9 KQ3
32 NP1
31 NP1
1
2
CLGB
ANTE8
6
4
ANT1
ANT2
N11
Front Door Outside
Handle Assembly RH
Q4
Electrical Key Antenna
4
LP
Security
Indicator
GND
14
K65
A/C Control Assembly
W–B
* 5 : w/ Entry Function
*13 : Before Aug. 2015 Production
*14 : From Aug. 2015 Production
L(*13)
GR(*13)
LG
Y
KC
KA

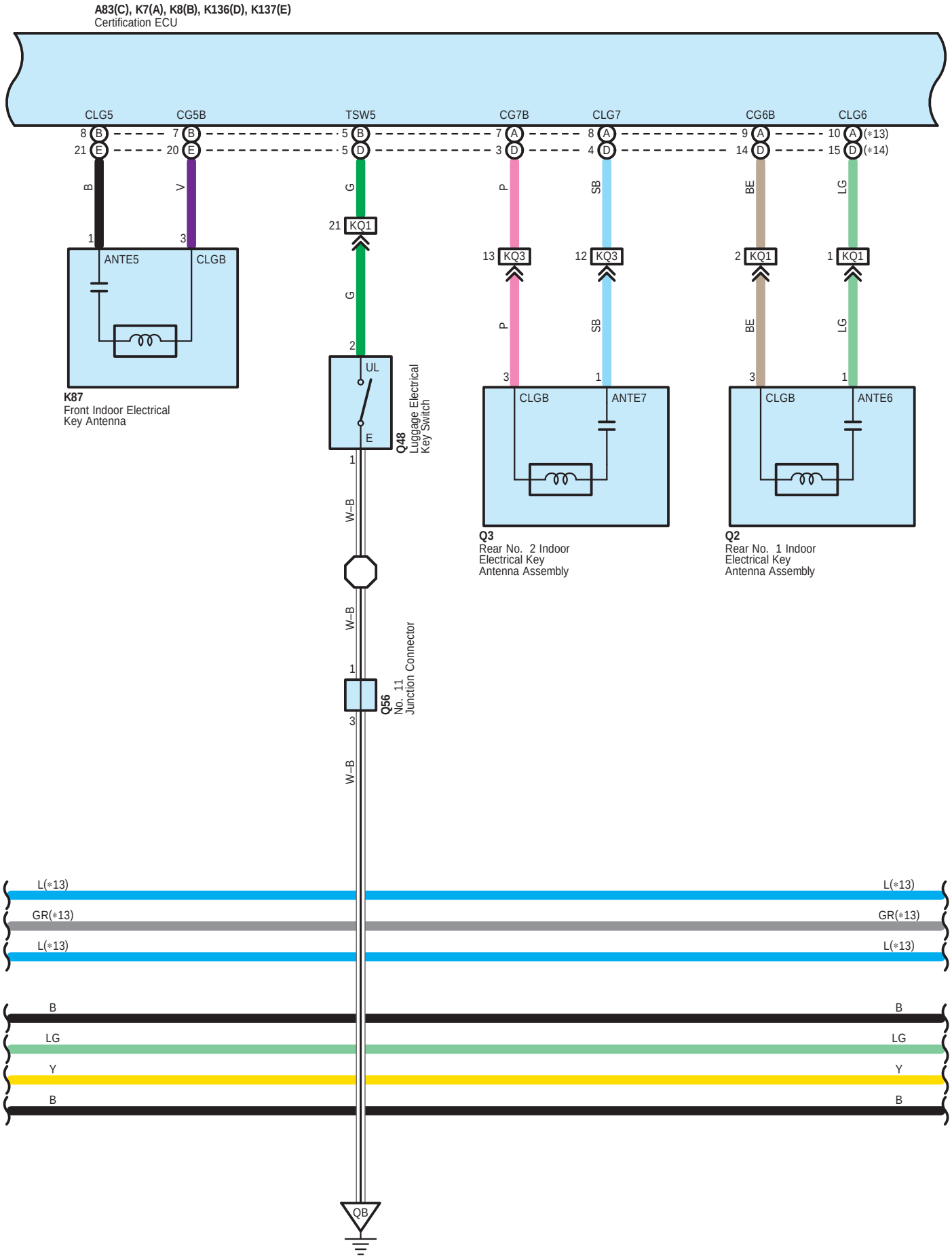
A83(C), K7(A), K8(B), K136(D), K137(E)
Certification ECU
CLG5
CG5B
TSW5
CG7B
CLG7
CG6B
CLG6
8 B
21 E
7 B
20 E
5 B
5 D
7 A
3 D
8 A
4 D
9 A
14 D
10 A (*13)
15 D (*14)
B
V
G
P
SB
BE
LG
1
3
21 KQ1
13 KQ3
12 KQ3
2 KQ1
1 KQ1
ANTE5
CLGB
K87
Front Indoor Electrical
Key Antenna
2
UL
E
Q48
Luggage Electrical
Key Switch
3
1
CLGB
ANTE7
Q3
Rear No. 2 Indoor
Electrical Key
Antenna Assembly
CLGB
ANTE6
Q2
Rear No. 1 Indoor
Electrical Key
Antenna Assembly
W–B
Q56
No. 11
Junction Connector
L(*13)
GR(*13)
L(*13)
B
LG
Y
B
QB

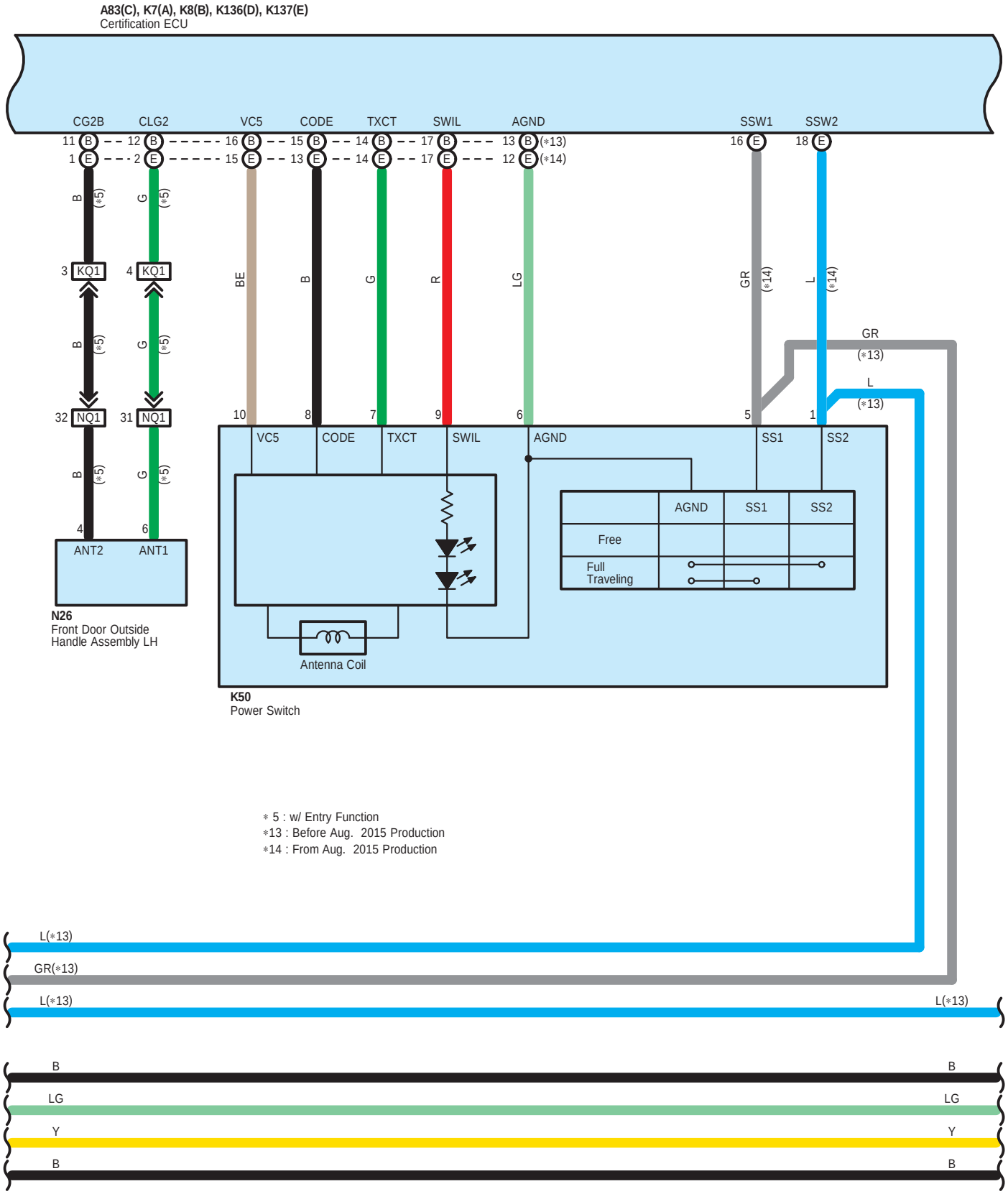
A83(C), K7(A), K8(B), K136(D), K137(E)
Certification ECU
CG2B
CLG2
VC5
CODE
TXCT
SWIL
AGND
SSW1
SSW2
11 B
1 E
12 B
2 E
16 B
15 E
15 B
13 E
14 B
14 E
17 B
17 E
13 B (∗13)
12 E (∗14)
16 E
18 E
B (∗5)
G (∗5)
3 KQ1
4 KQ1
BE
B
G
R
LG
GR (∗14)
L (∗14)
GR (∗13)
L (∗13)
32 NQ1
31 NQ1
10
8
7
9
6
5
1
VC5
CODE
TXCT
SWIL
AGND
SS1
SS2
4
6
ANT2
ANT1
N26
Front Door Outside
Handle Assembly LH
AGND
SS1
SS2
Free
Full
Traveling
Antenna Coil
K50
Power Switch
∗ 5 : w/ Entry Function
∗13 : Before Aug. 2015 Production
∗14 : From Aug. 2015 Production
L(∗13)
GR(∗13)
L(∗13)
L(∗13)
B
B
LG
LG
Y
Y
B
B

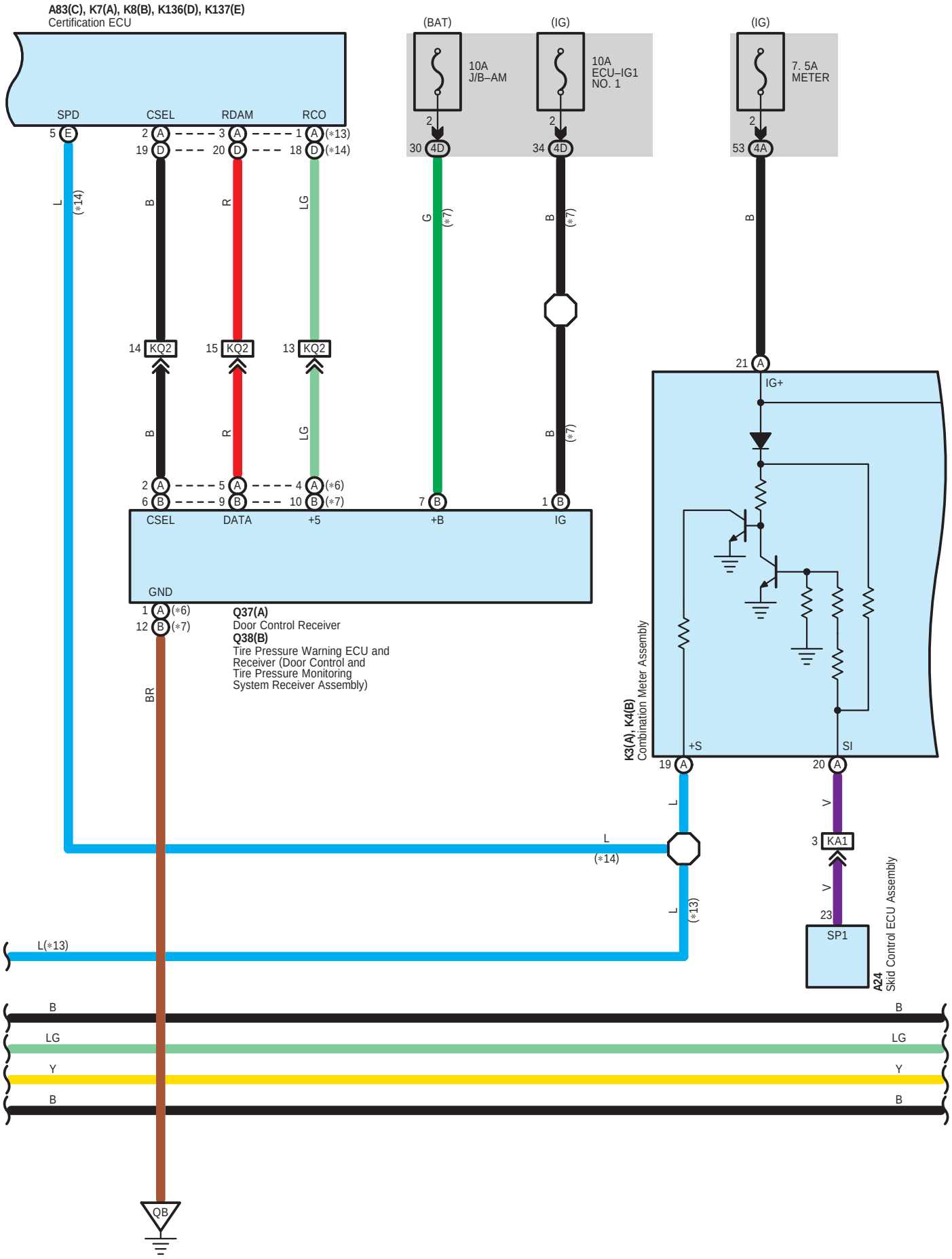
A83(C), K7(A), K8(B), K136(D), K137(E)
Certification ECU
SPD
CSEL
RDAM
RCO
(BAT)
(IG)
(IG)
10A
J/B–AM
10A
ECU–IG1
NO. 1
7. 5A
METER
KQ2
KQ2
KQ2
CSEL
DATA
+5
+B
IG
GND
Q37(A)
Door Control Receiver
Q38(B)
Tire Pressure Warning ECU and
Receiver (Door Control and
Tire Pressure Monitoring
System Receiver Assembly)
IG+
K3(A), K4(B)
Combination Meter Assembly
+S
SI
KA1
SP1
A24
Skid Control ECU Assembly
L(*13)
QB

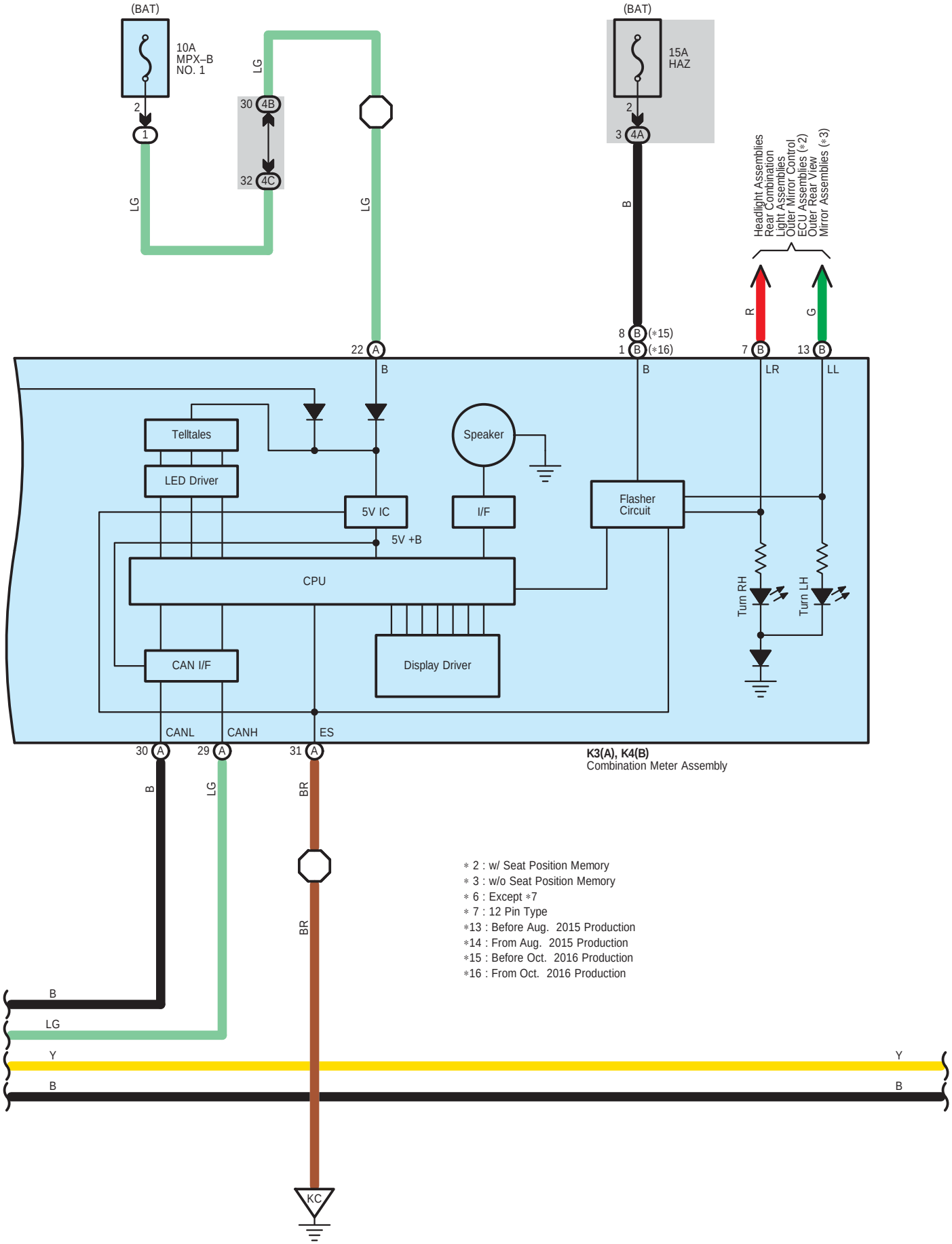
(BAT)
10A
MPX–B
NO. 1
2
1
LG
30 4B
32 4C
LG
LG
(BAT)
15A
HAZ
2
3 4A
B
Headlight Assemblies
Rear Combination
Light Assemblies
Outer Mirror Control
ECU Assemblies (*2)
Outer Rear View
Mirror Assemblies (*3)
R
G
8 B (*15)
1 B (*16)
7 B
13 B
22 A
B
B
LR
LL
Telltales
LED Driver
Speaker
5V IC
I/F
Flasher
Circuit
5V +B
CPU
Turn RH
Turn LH
CAN I/F
Display Driver
CANL
CANH
ES
30 A
29 A
31 A
K3(A), K4(B)
Combination Meter Assembly
B
LG
BR
BR
* 2 : w/ Seat Position Memory
* 3 : w/o Seat Position Memory
* 6 : Except *7
* 7 : 12 Pin Type
*13 : Before Aug. 2015 Production
*14 : From Aug. 2015 Production
*15 : Before Oct. 2016 Production
*16 : From Oct. 2016 Production
B
LG
Y
Y
B
B
KC

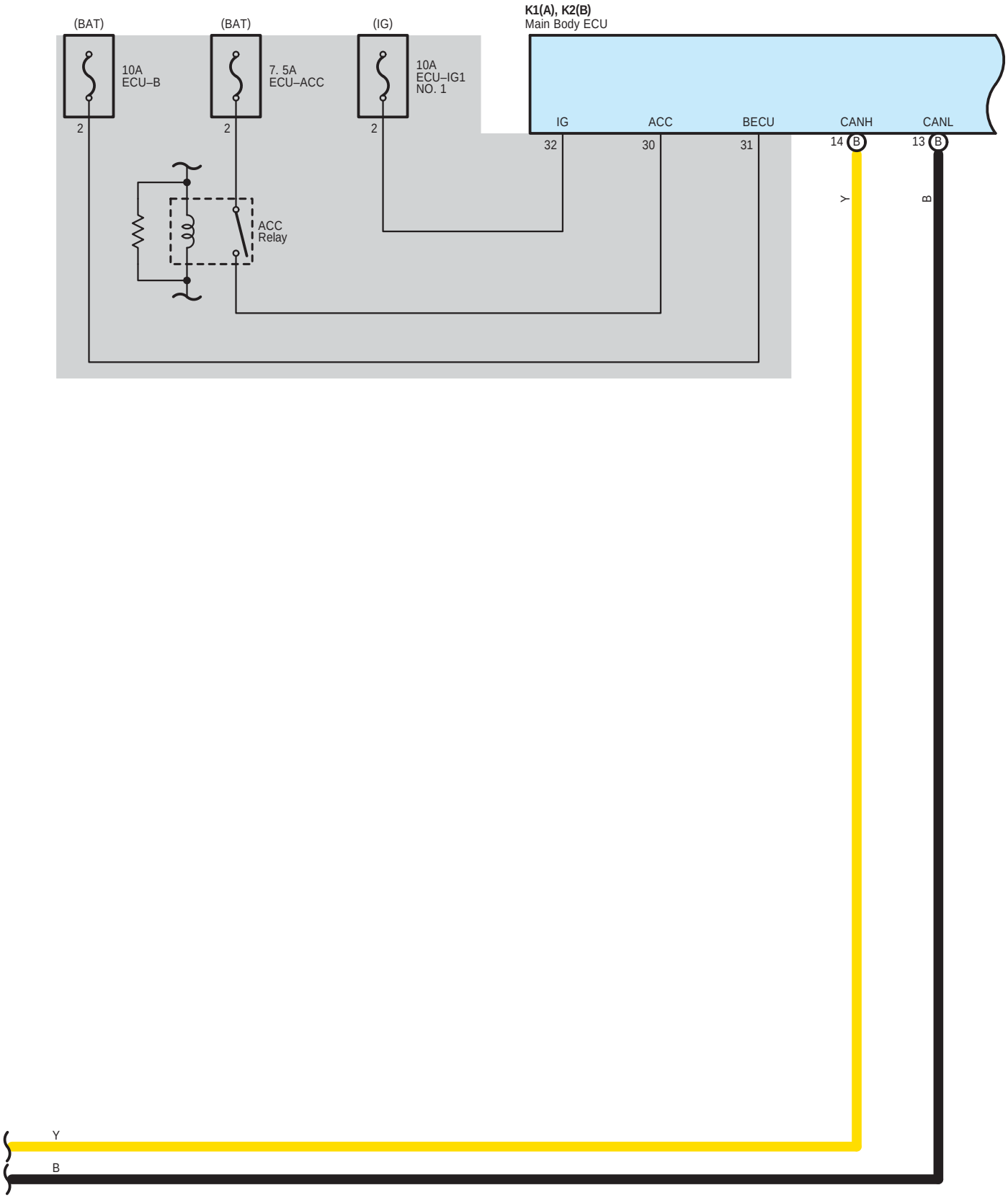
(BAT)
10A
ECU–B
2
(BAT)
7. 5A
ECU–ACC
2
(IG)
10A
ECU–IG1
NO. 1
2
ACC
Relay
K1(A), K2(B)
Main Body ECU
IG
32
ACC
30
BECU
31
CANH
14
B
CANL
13
B
Y
B
Y
B

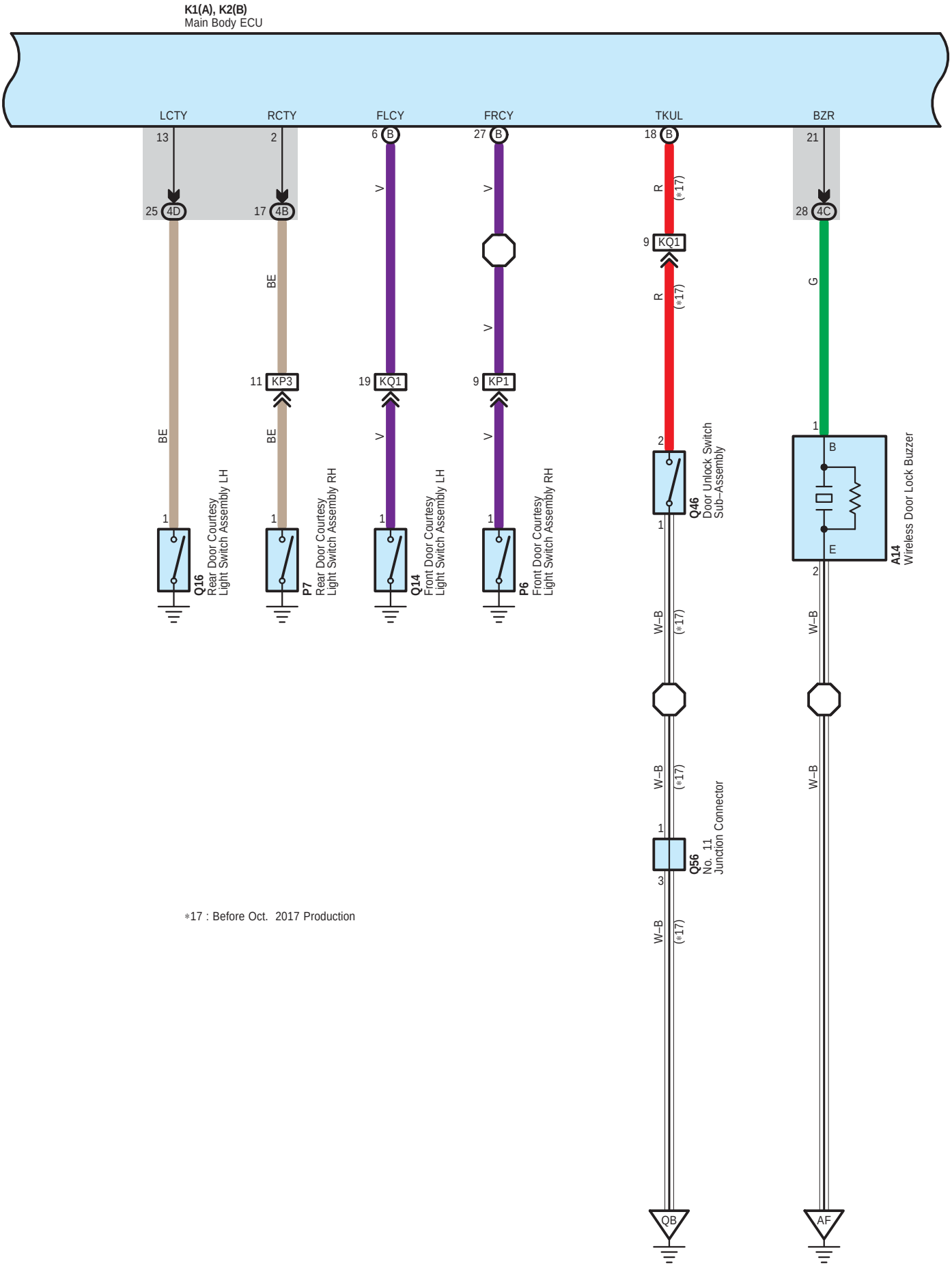


*17 : Before Oct. 2017 Production

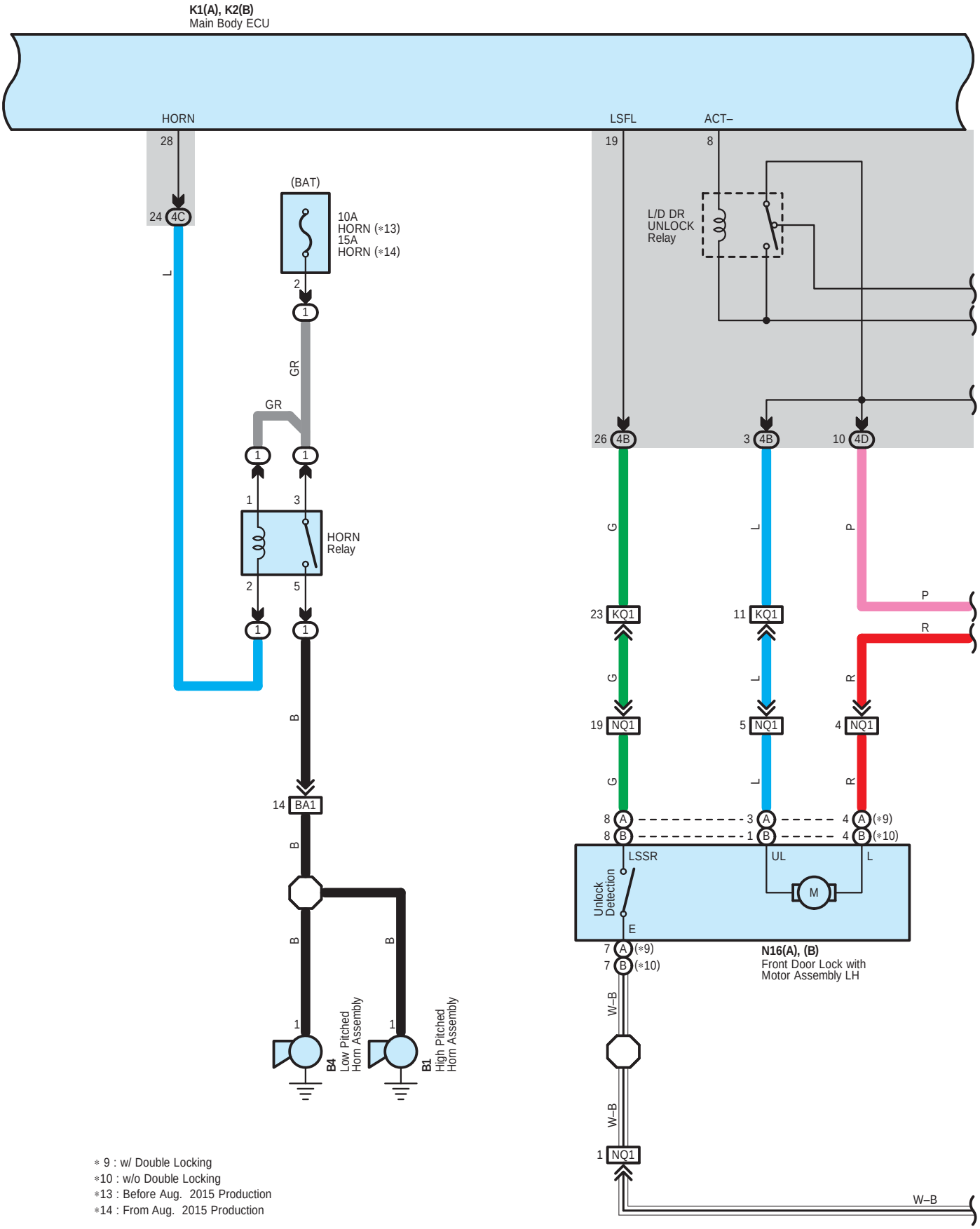


∗ 9 : w/ Double Locking
∗10 : w/o Double Locking
∗13 : Before Aug. 2015 Production
∗14 : From Aug. 2015 Production

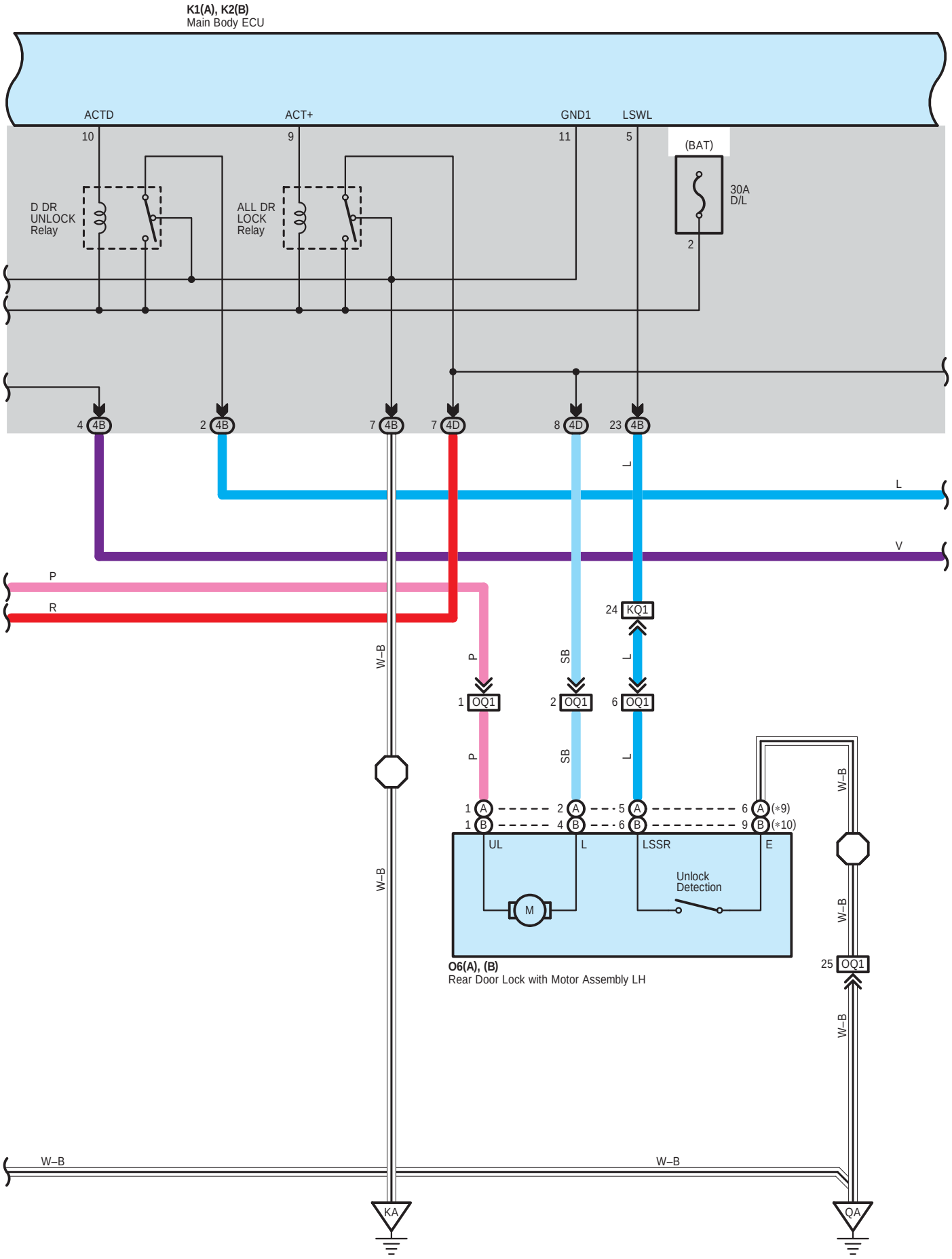
K1(A), K2(B)
Main Body ECU
ACTD
ACT+
GND1
LSWL
10
9
11
5
(BAT)
30A
D/L
2
D DR
UNLOCK
Relay
ALL DR
LOCK
Relay
4 4B
2 4B
7 4B
7 4D
8 4D
23 4B
L
L
V
P
R
24 KQ1
W–B
P
SB
L
1 OQ1
2 OQ1
6 OQ1
P
SB
L
1 A
1 B
2 A
4 B
5 A
6 B
6 A (*9)
9 B (*10)
UL
L
LSSR
E
Unlock
Detection
M
W–B
W–B
O6(A), (B)
Rear Door Lock with Motor Assembly LH
25 OQ1
W–B
W–B
W–B
KA
QA

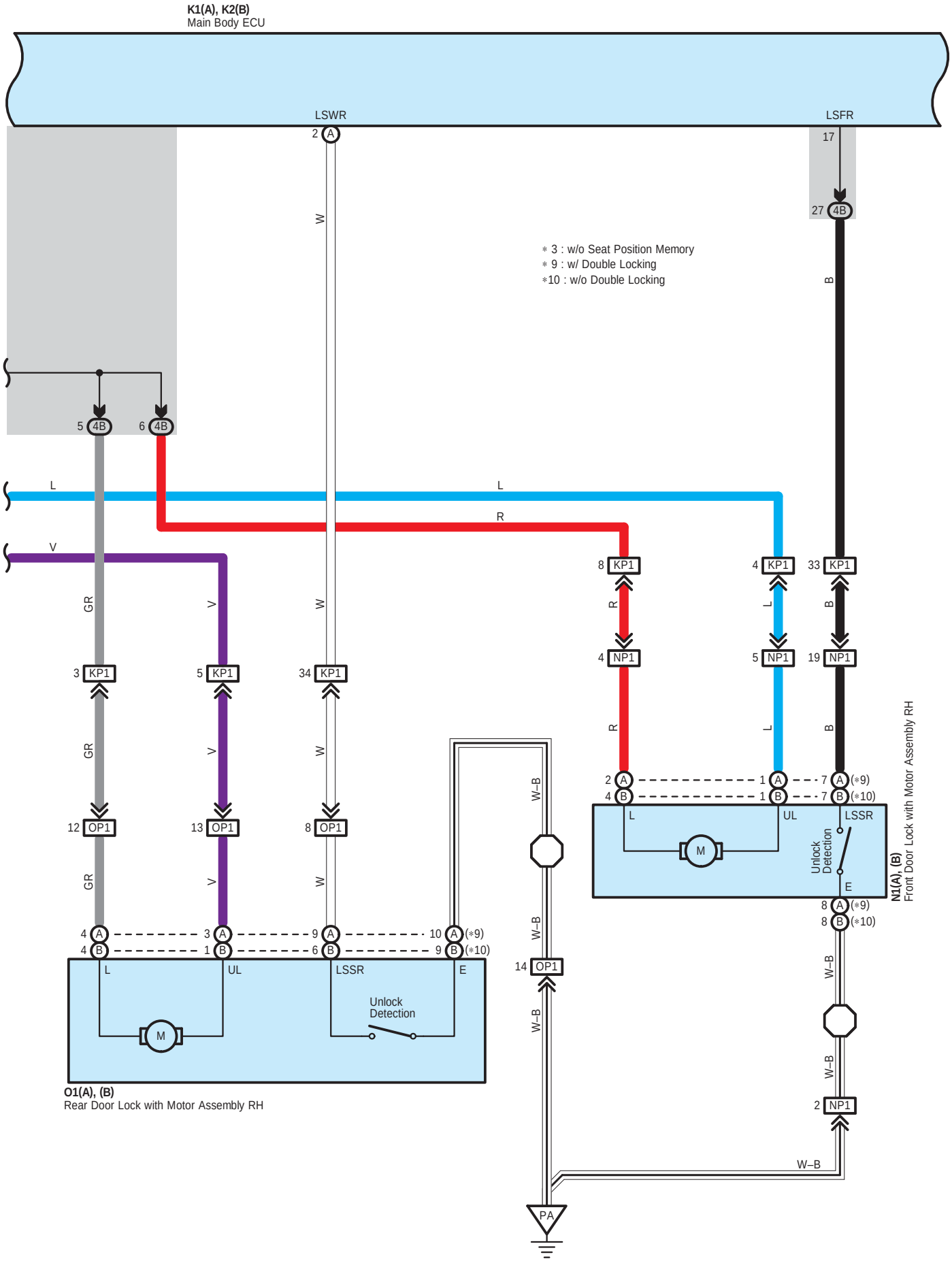
K1(A), K2(B)
Main Body ECU
LSWR
LSFR
2 A
17
27 4B
W
B
∗ 3 : w/o Seat Position Memory
∗ 9 : w/ Double Locking
∗10 : w/o Double Locking
5 4B
6 4B
L
L
R
V
8 KP1
4 KP1
33 KP1
R
L
B
4 NP1
5 NP1
19 NP1
GR
V
W
3 KP1
5 KP1
34 KP1
R
L
B
2 A
4 B
1 A
1 B
7 A (∗9)
7 B (∗10)
L
UL
LSSR
M
Unlock Detection
E
N1(A), (B)
Front Door Lock with Motor Assembly RH
8 A (∗9)
8 B (∗10)
12 OP1
13 OP1
8 OP1
W–B
4 A
4 B
3 A
1 B
9 A
6 B
10 A (∗9)
9 B (∗10)
14 OP1
L
UL
LSSR
E
Unlock Detection
M
O1(A), (B)
Rear Door Lock with Motor Assembly RH
2 NP1
PA

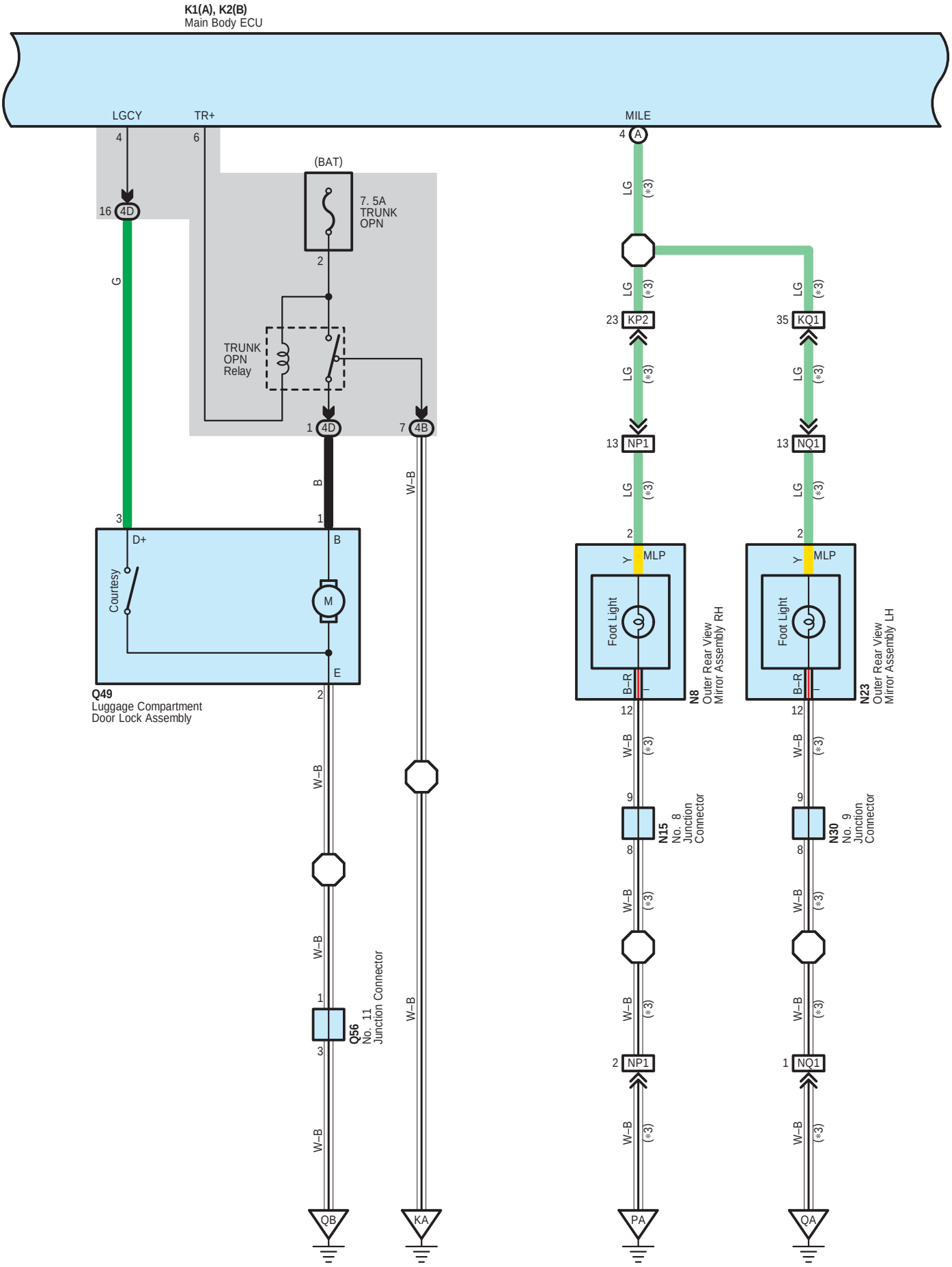
K1(A), K2(B)
Main Body ECU
LGCY
TR+
MILE
(BAT)
7. 5A
TRUNK
OPN
TRUNK
OPN
Relay
Courtesy
D+
M
E
Q49
Luggage Compartment
Door Lock Assembly
Q56
No. 11
Junction Connector
QB
KA
KP2
KQ1
NP1
NQ1
MLP
Foot Light
N8
Outer Rear View
Mirror Assembly RH
N23
Outer Rear View
Mirror Assembly LH
N15
No. 8
Junction
Connector
N30
No. 9
Junction
Connector
PA
QA

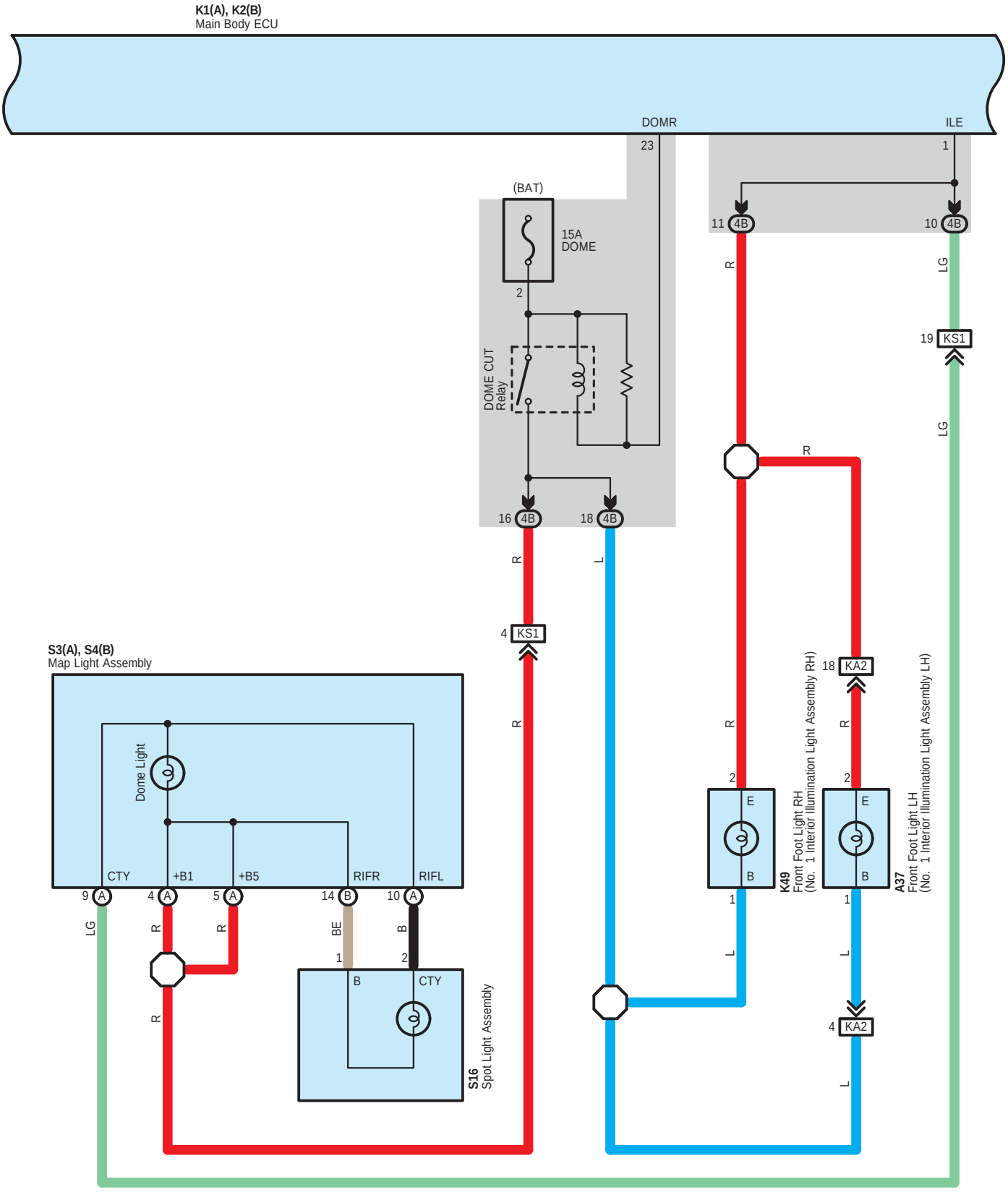
K1(A), K2(B)
Main Body ECU
DOMR
23
ILE
1
(BAT)
15A
DOME
2
DOME CUT
Relay
11 4B
10 4B
R
LG
19 KS1
LG
R
16 4B
18 4B
R
L
4 KS1
R
S3(A), S4(B)
Map Light Assembly
Dome Light
CTY
+B1
+B5
RIFR
RIFL
9 A
4 A
5 A
14 B
10 A
LG
R
R
BE
B
1
2
B
CTY
R
S16
Spot Light Assembly
18 KA2
R
R
2
E
B
1
L
K49
Front Foot Light RH
(No. 1 Interior Illumination Light Assembly RH)
2
E
B
1
L
A37
Front Foot Light LH
(No. 1 Interior Illumination Light Assembly LH)
4 KA2
L

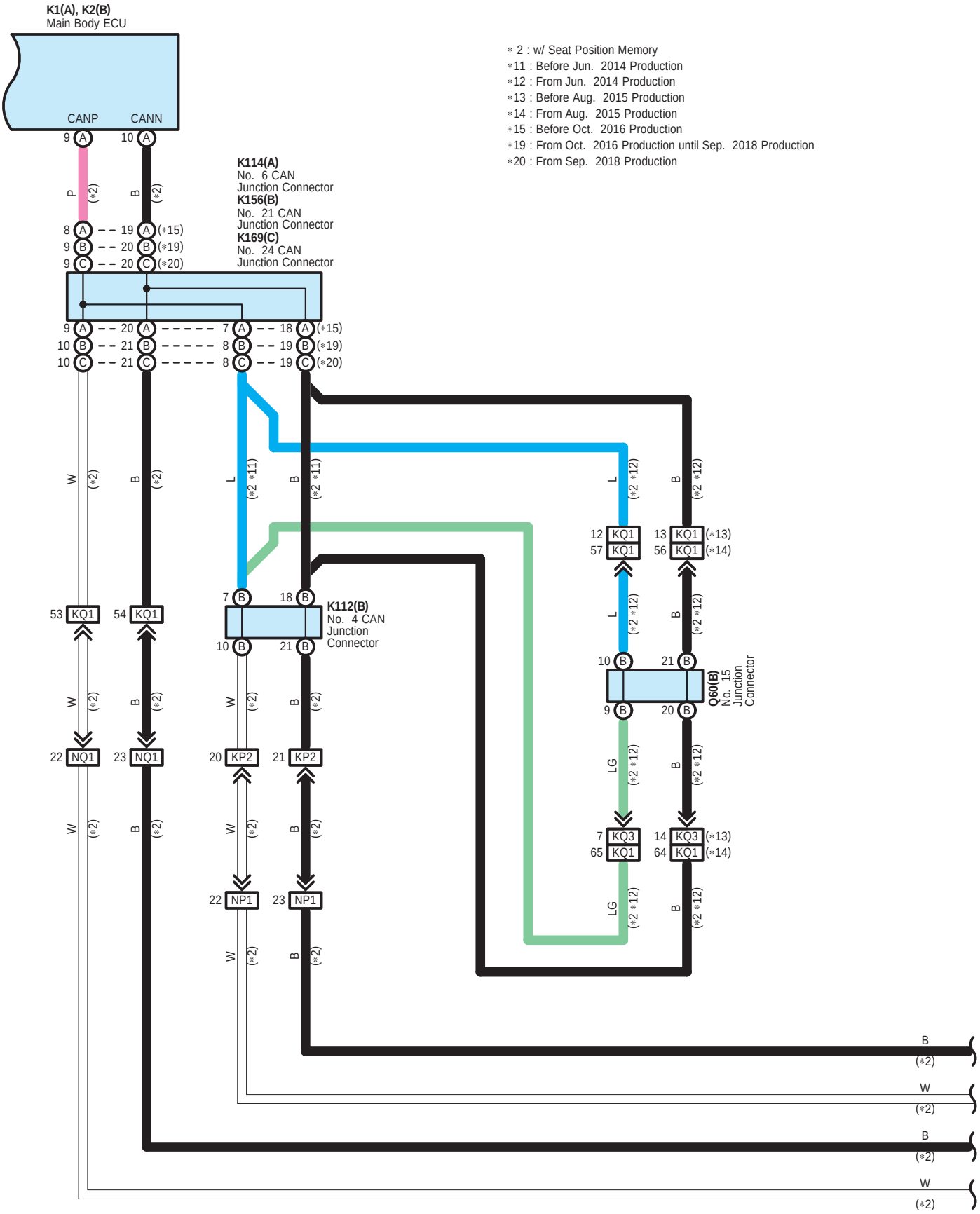
K1(A), K2(B)
Main Body ECU
CANP
CANN
K114(A)
No. 6 CAN
Junction Connector
K156(B)
No. 21 CAN
Junction Connector
K169(C)
No. 24 CAN
Junction Connector
K112(B)
No. 4 CAN
Junction
Connector
Q60(B)
No. 15
Junction
Connector
KQ1
NQ1
KP2
NP1
KQ3
∗ 2 : w/ Seat Position Memory
∗11 : Before Jun. 2014 Production
∗12 : From Jun. 2014 Production
∗13 : Before Aug. 2015 Production
∗14 : From Aug. 2015 Production
∗15 : Before Oct. 2016 Production
∗19 : From Oct. 2016 Production until Sep. 2018 Production
∗20 : From Sep. 2018 Production

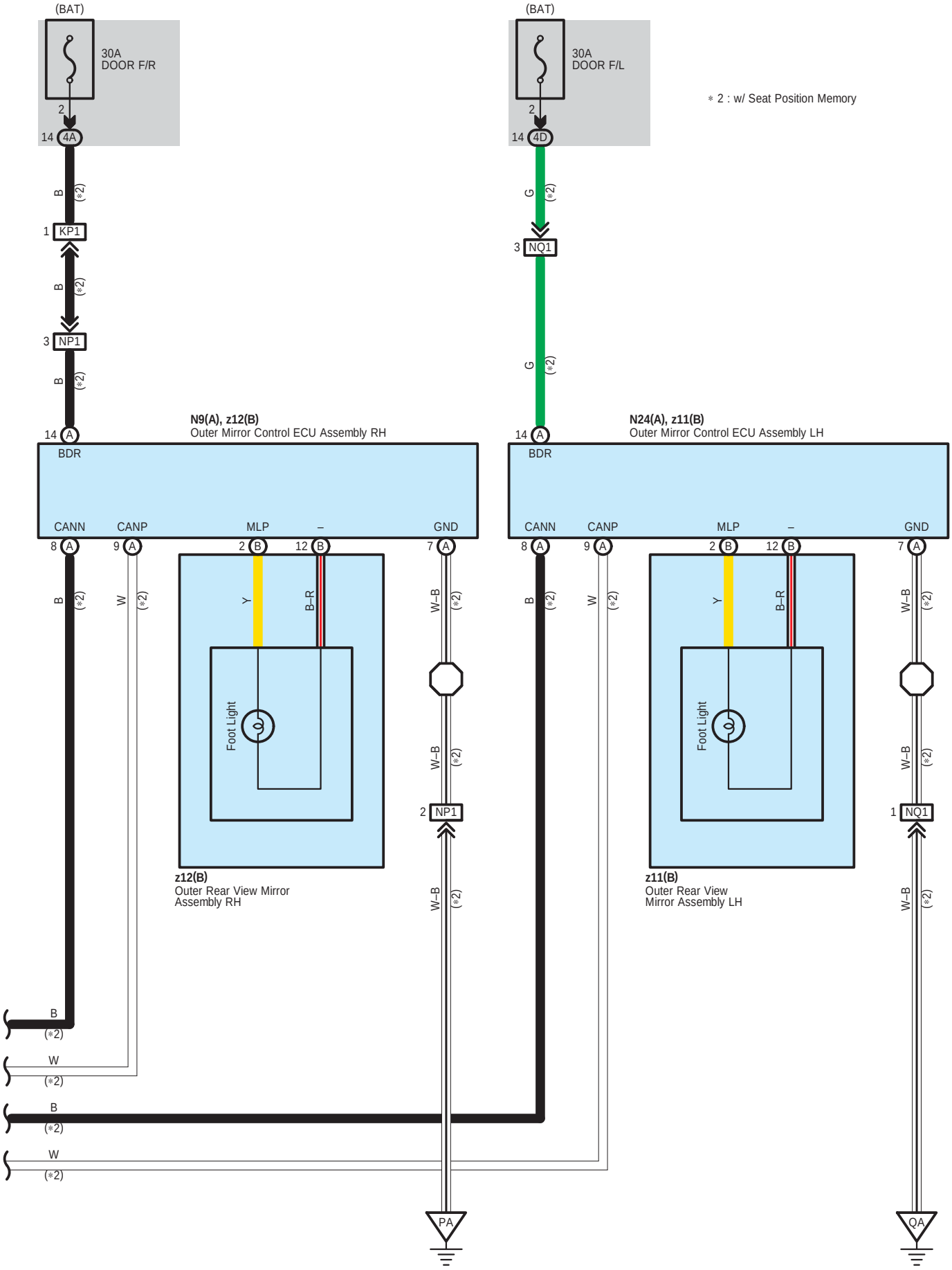
(BAT)
30A
DOOR F/R
2
14 4A
B (*2)
1 KP1
B (*2)
3 NP1
B (*2)
14 A
BDR
N9(A), z12(B)
Outer Mirror Control ECU Assembly RH
CANN
CANP
MLP
–
GND
8 A
9 A
2 B
12 B
7 A
B (*2)
W (*2)
Y
B–R
W–B (*2)
Foot Light
W–B (*2)
2 NP1
W–B (*2)
z12(B)
Outer Rear View Mirror
Assembly RH
B
(*2)
W
(*2)
B
(*2)
W
(*2)
PA
(BAT)
30A
DOOR F/L
2
14 4D
G (*2)
3 NQ1
G (*2)
14 A
BDR
N24(A), z11(B)
Outer Mirror Control ECU Assembly LH
CANN
CANP
MLP
–
GND
8 A
9 A
2 B
12 B
7 A
B (*2)
W (*2)
Y
B–R
W–B (*2)
Foot Light
W–B (*2)
1 NQ1
W–B (*2)
z11(B)
Outer Rear View
Mirror Assembly LH
QA
* 2 : w/ Seat Position Memory

A14
Gray

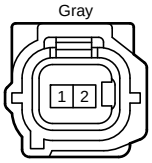


90980-12572

A24
Black

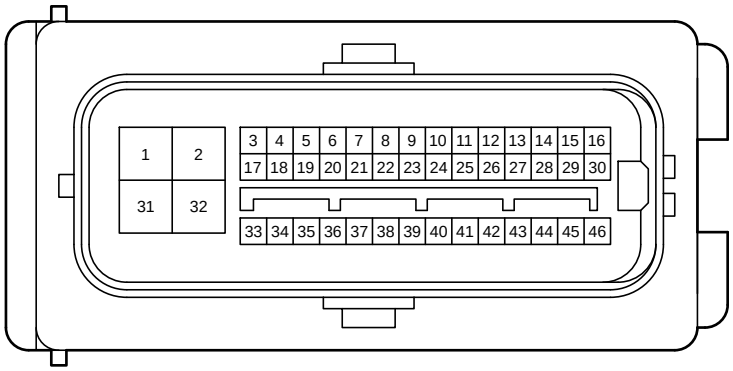


90980-12297

A37
White

90980-11148

A56
White

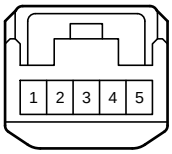


90980-12366

A62
Gray

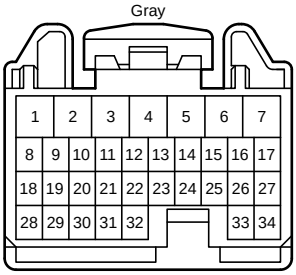


90980-12430

A63
Gray

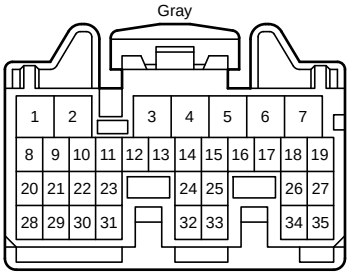


90980-12428

A71
White

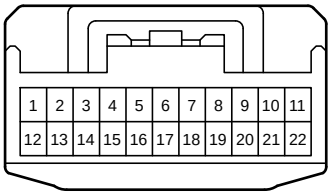


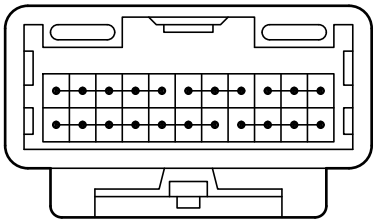

90980-12372

A74
White




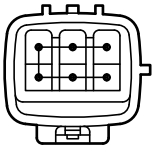

90980-11194

A78
Black

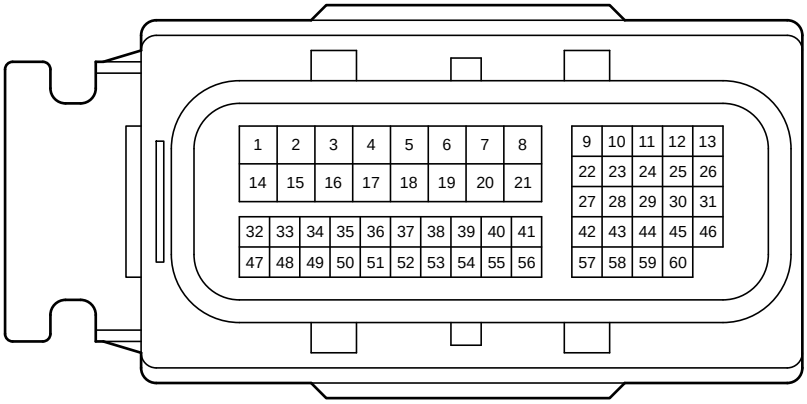


90980-12931

A83
White

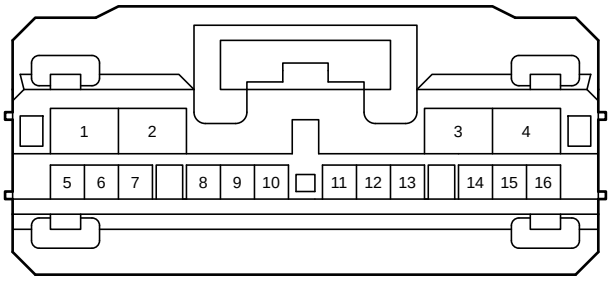


90980-12763

A84
Gray

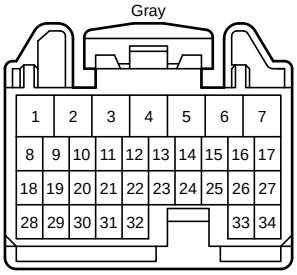


90980-12430

A85
Gray

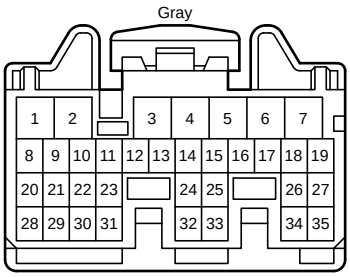


90980-12428

B1
Gray

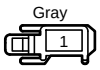


90980-10619

B4
Black

90980-10619

F5
Black

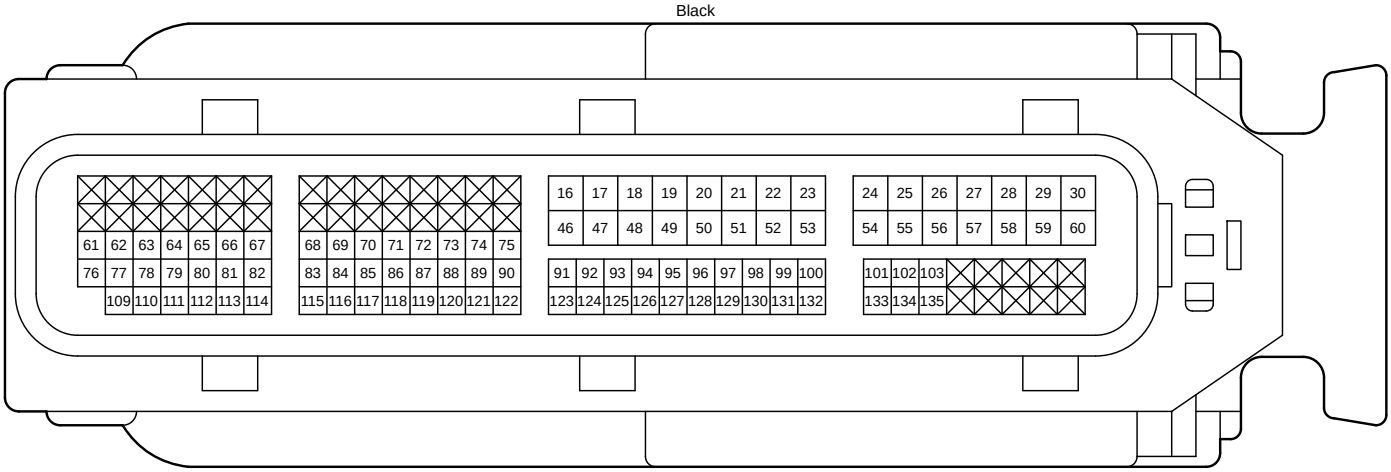


90980-12974

F67
Gray

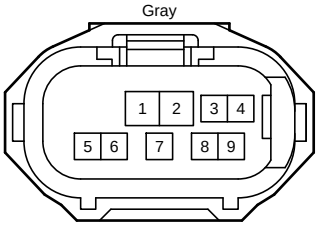


90980-12A23

K1
White

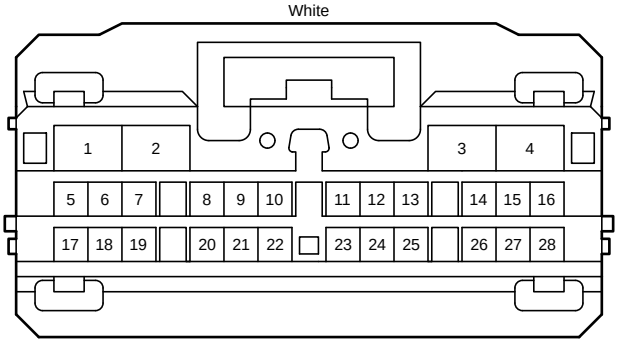


90980-12908

K2
White

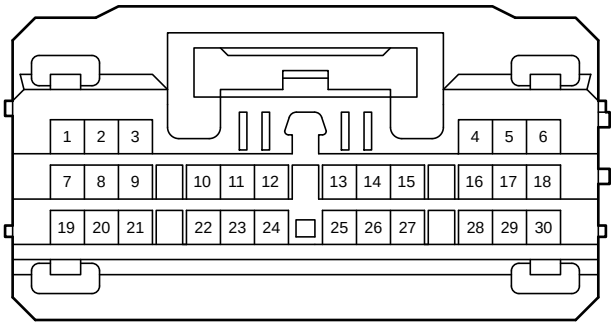


90980-12909

K3
Black

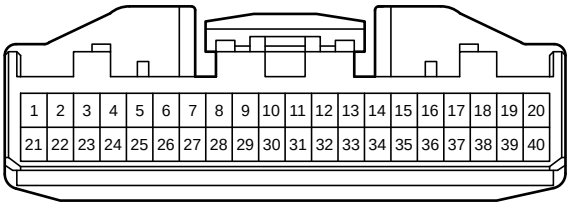


90980-12557

K4
Black

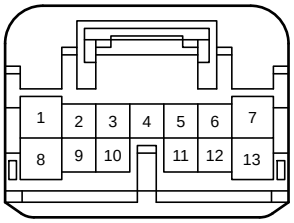


90980-12767

K7
White

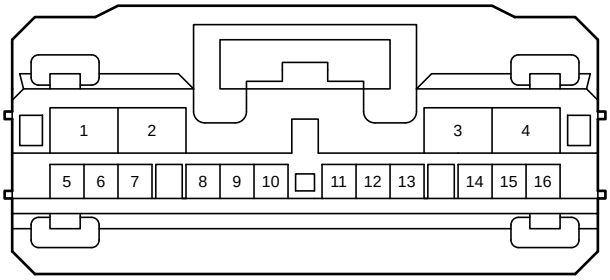


90980-12763

K8
Black

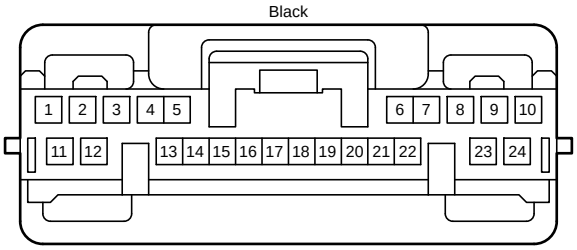


90980-12912

K28
Black

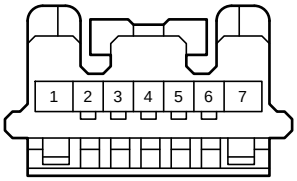


90980-12092

K32
Gray

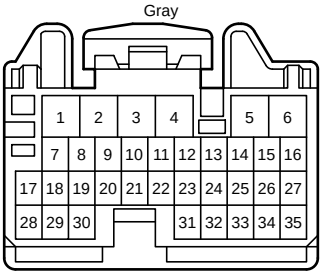


90980-12429

K33
Gray

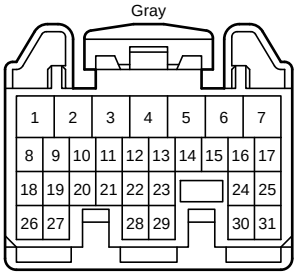


90980-12431

K46
White

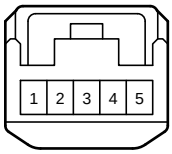


90980-12366

K49
White

90980-11148

K50
Black

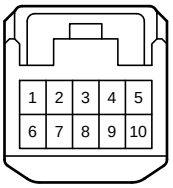


90980-12368

K65
Black




90980-12553

K83
White

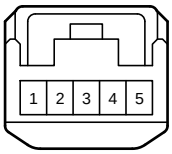


90980-12366

K87
White

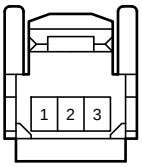


90980-12795

K109
White

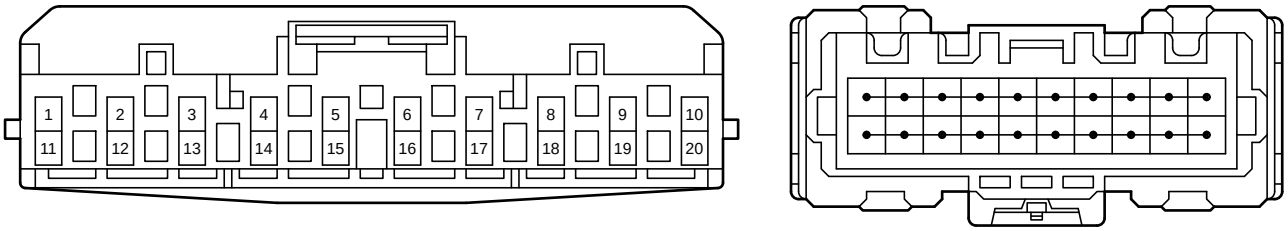


90980-12A58

K110
White

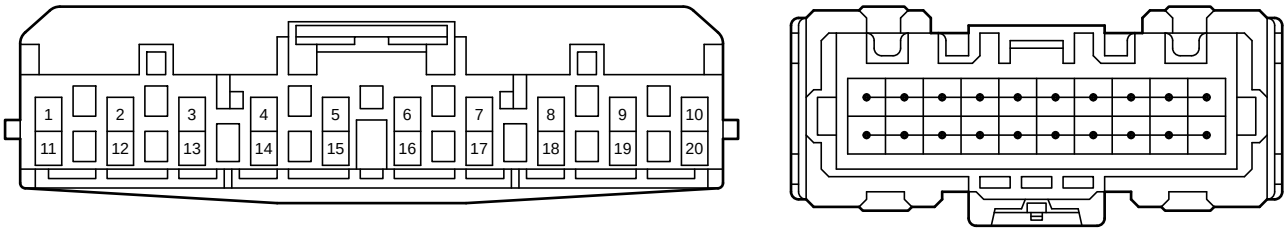


90980-12A58

K112
Black

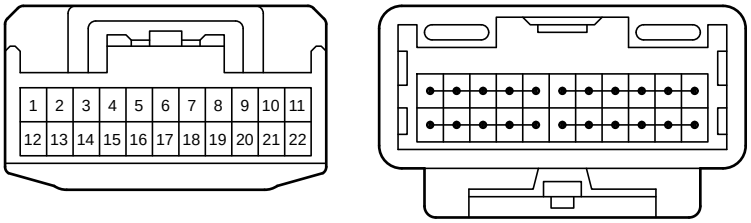


90980-12372

K114
Black

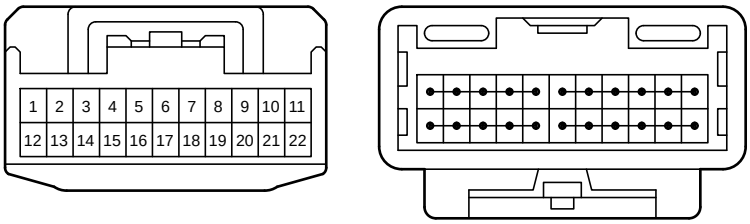


90980-12372

K115
Black

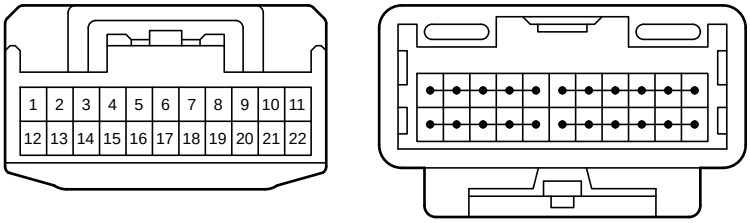


90980-12372

K136
Black

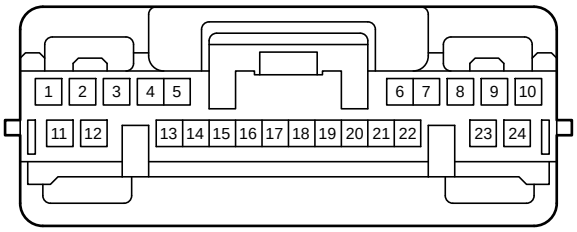


90980-12912

K137
Black

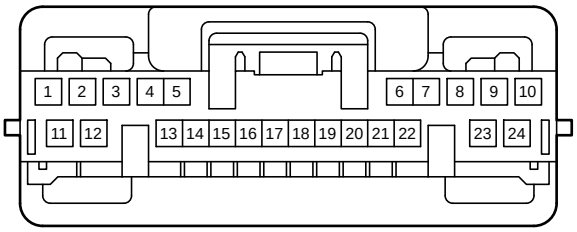


90980-12A42

K141
Gray

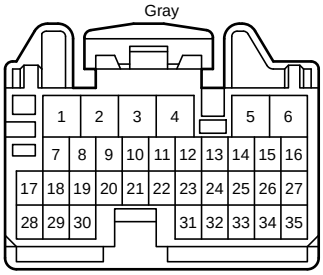


90980-12429

K142
Gray

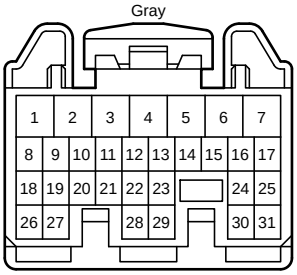


90980-12431

K156
Black

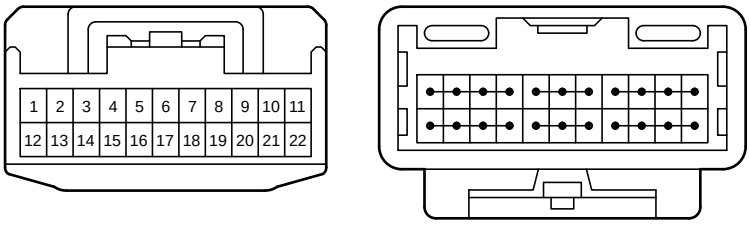


90980-12372

K169
Black

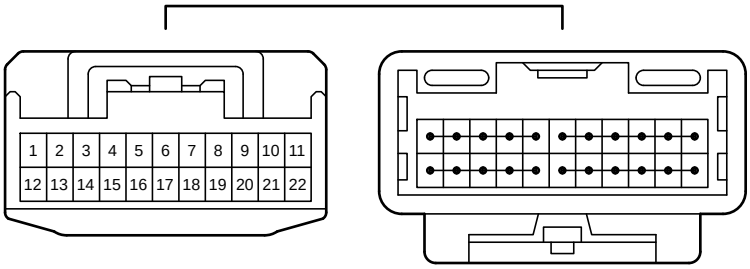


90980-12372

N1
White

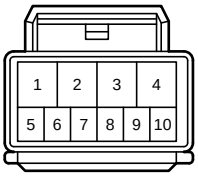


90980-12226

N8
White

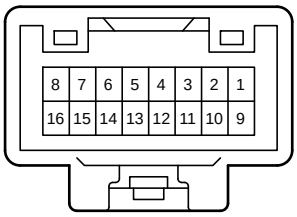


90980-12192

N9
White

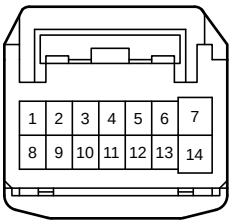


90980-12804

N11
White

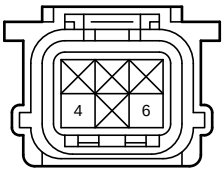


90980-12A30

N15
White

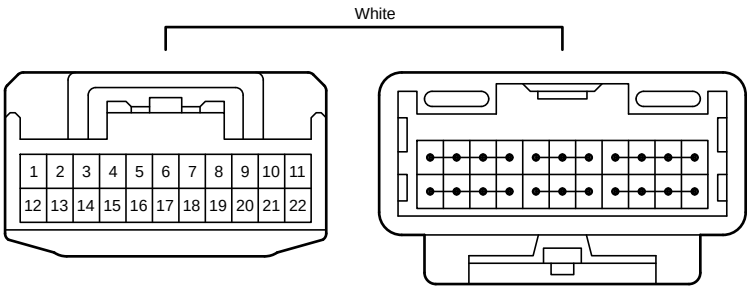


90980-12372

N16
White

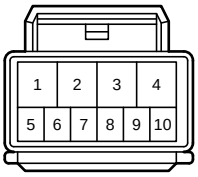


90980-12226

N23
White

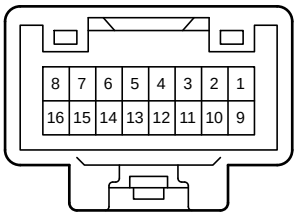


90980-12192

N24
White

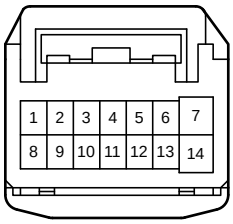


90980-12804

N26
White

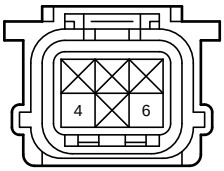


90980-12A30

N30
White

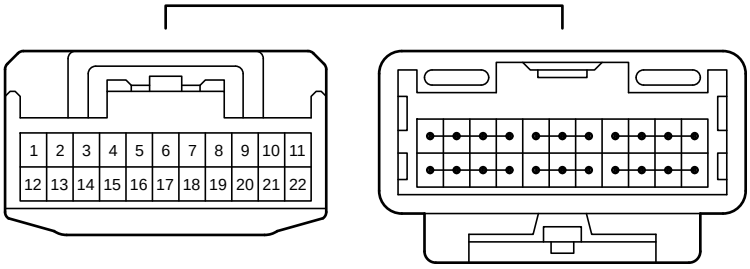


90980-12372

O1
White

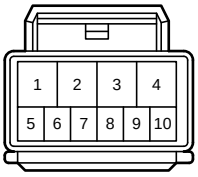


90980-12226

O6
White

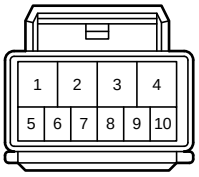


90980-12226

P6
Black

90980-10871

P7
White

90980-10871

Q2
White

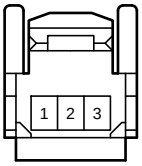


90980-12795

Q3
White

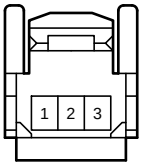


90980-12795

Q4
Black

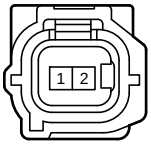


90980-12416

Q14
Black

90980-10871

Q16
White

90980-10871

Q37
White

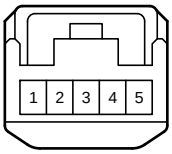


90980-12366

Q38
White

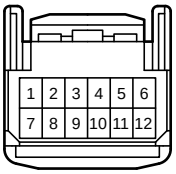


90980-12552

Q46
White

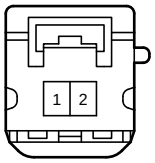


90980-12808

Q48
Black

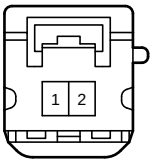


90980-12808

Q49
Black




90980-10908

Q56
Black

90980-11398

Q60
White

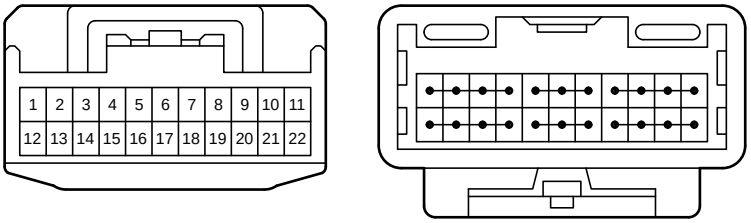


90980-12372

S3
White

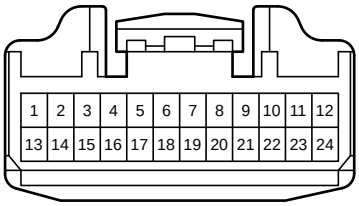


90980-12554

S4
White

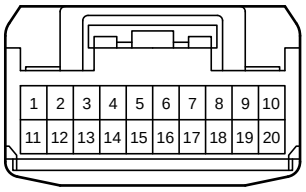


90980-12460

S16
White

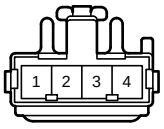


90980-11013

z11
White

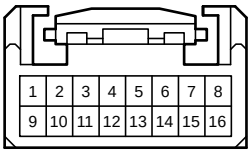


90980-12156

z12
White

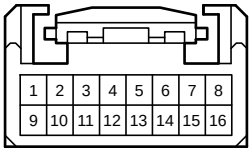


90980-12156

4A
White

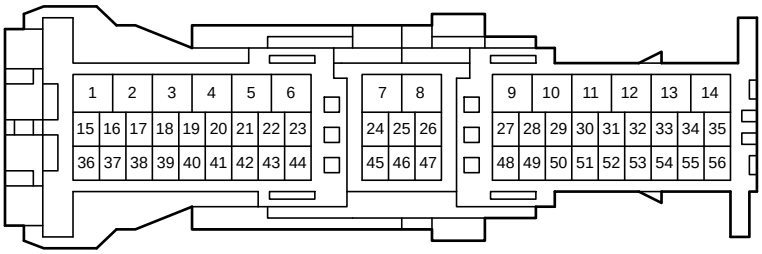


90980-12943

4B
White

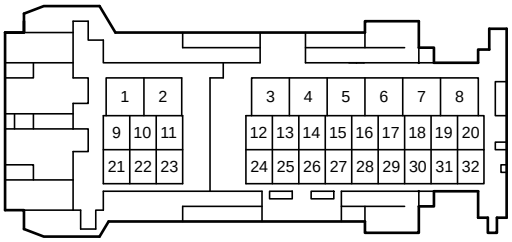


90980-12A48

4C
White

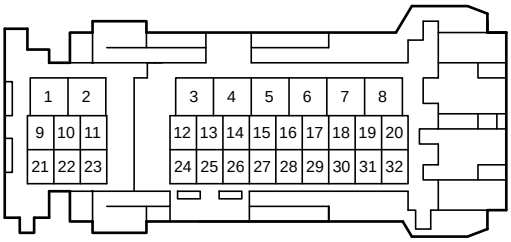


90980-12A47

4D
White

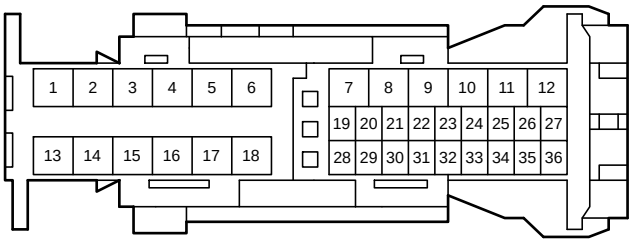


90980-12944

AF1
White

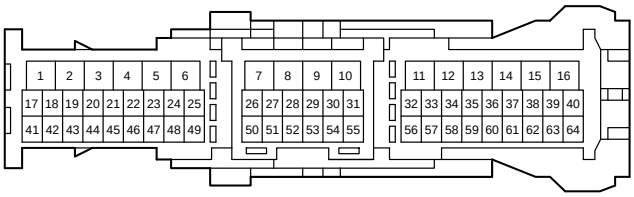


90980-12774

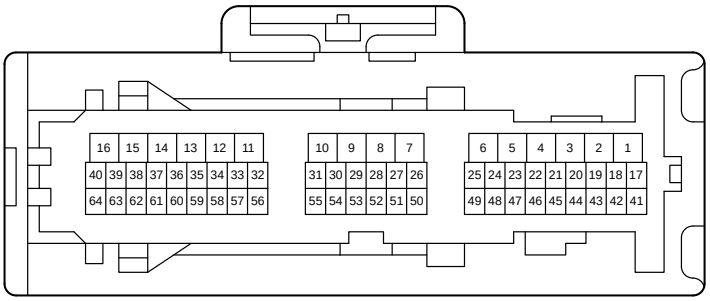


90980-12798

BA1
White

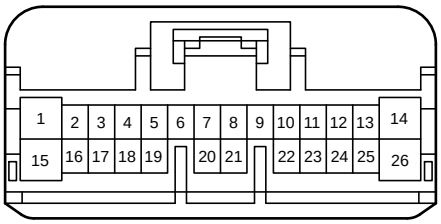


90980-12771

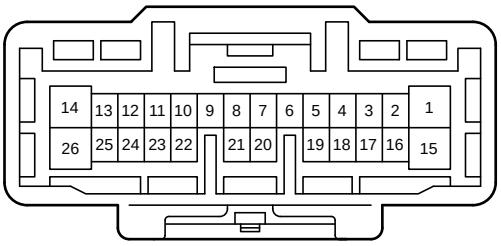


90980-12770

KA1
White

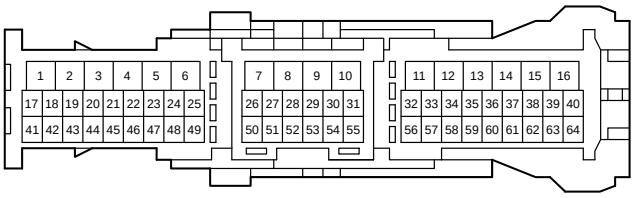


90980-12774

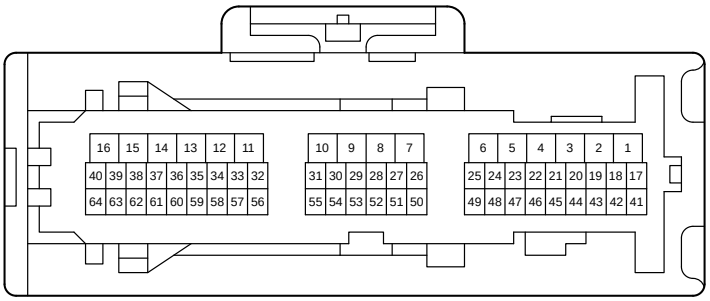


90980-12798

KA2
White

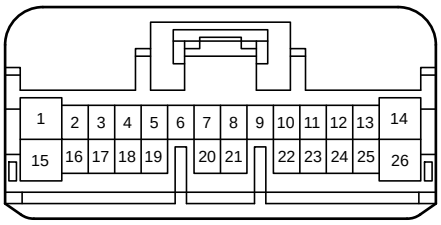


90980-12771

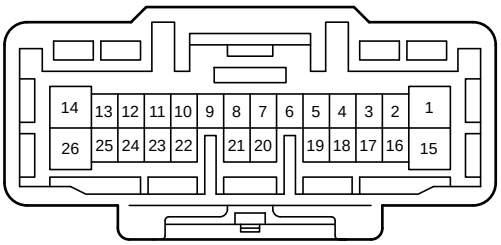


90980-12770

KK1
White

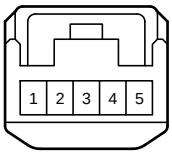


90980-12366

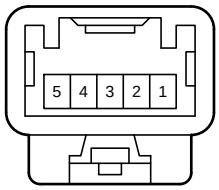


90980-12365

KP1
White

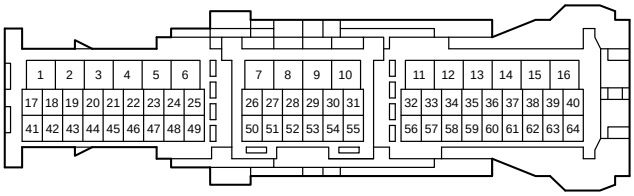


90980-12774

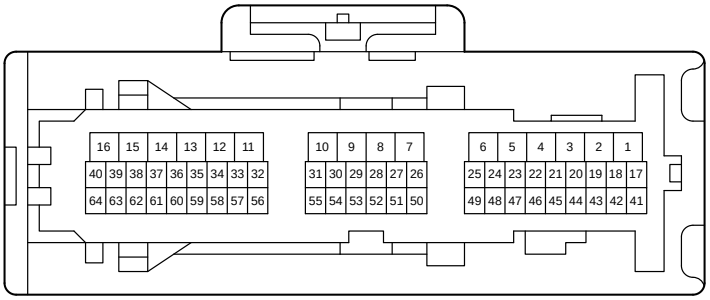


90980-12798

KP2
White

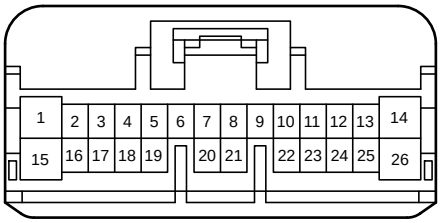


90980-12771

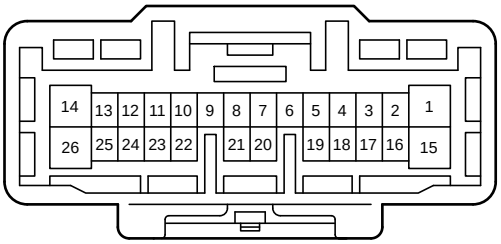


90980-12770

KP3
White

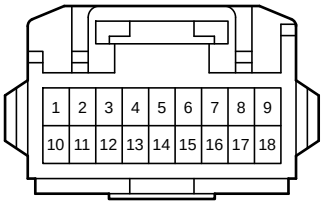


82824-53070

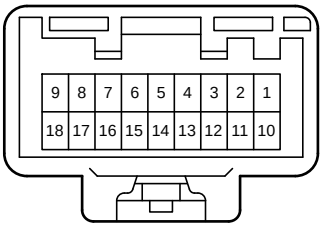


82824-53060

KQ1
White

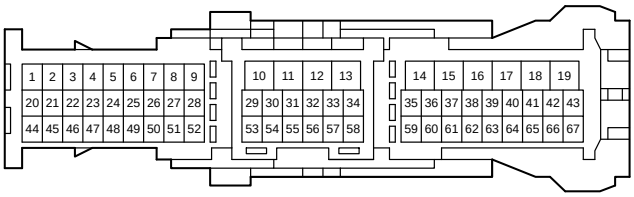


90980-12783

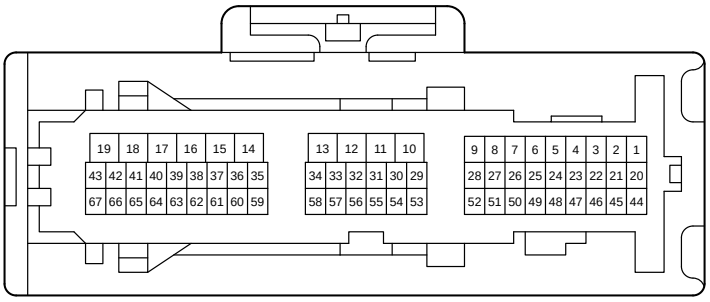


90980-12800

KQ2
White

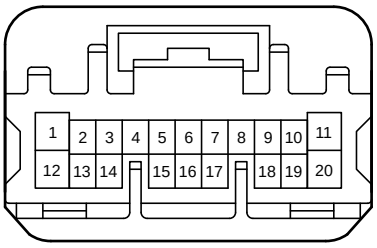


90980-12741

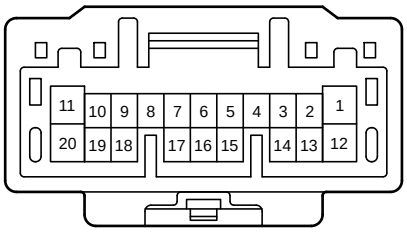


90980-12740

KQ3
White

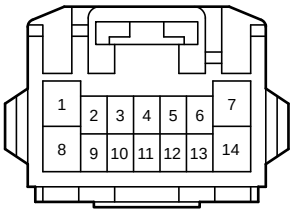


82824-53090

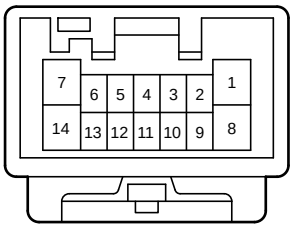


82824-53080

KS1
White

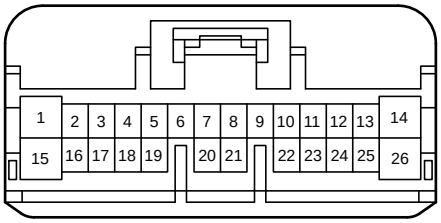


90980-12771

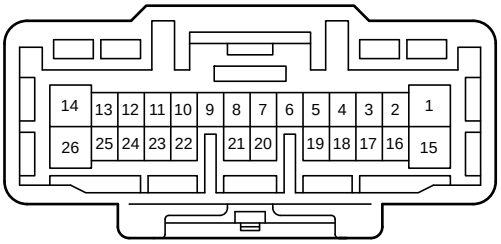


90980-12770

NP1
Yellow

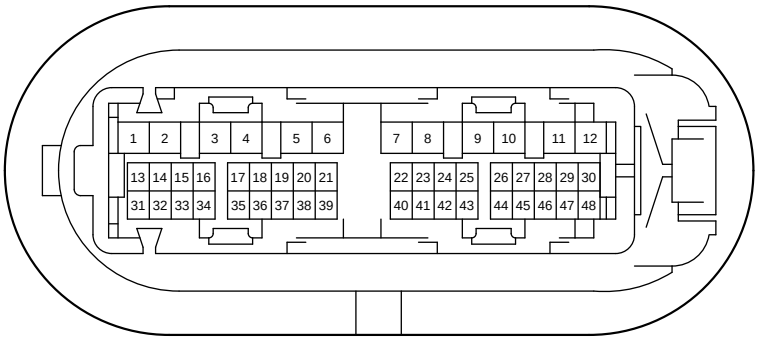


90980-12A09

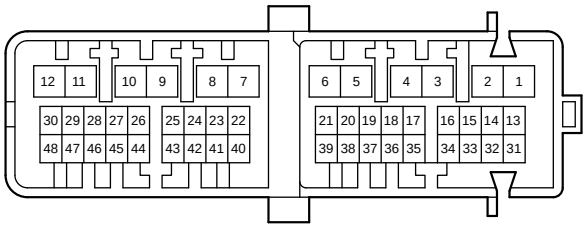


90980-12A06

NQ1
Yellow

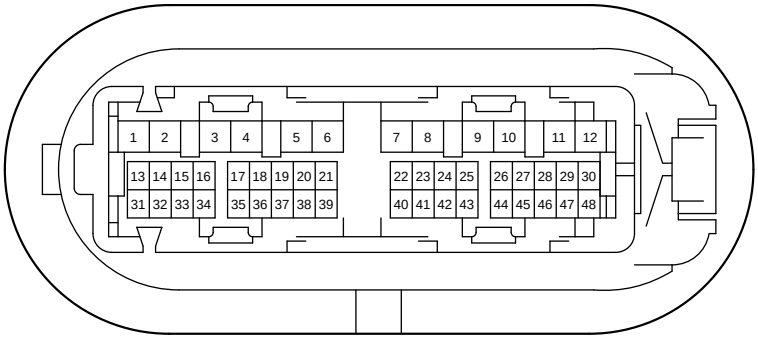


90980-12A09

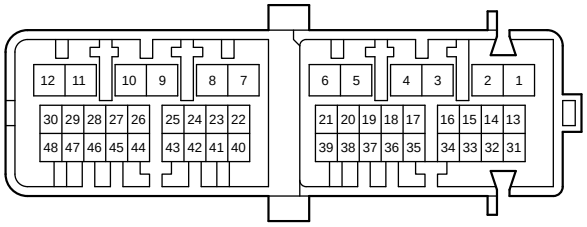


90980-12A06

OP1
White

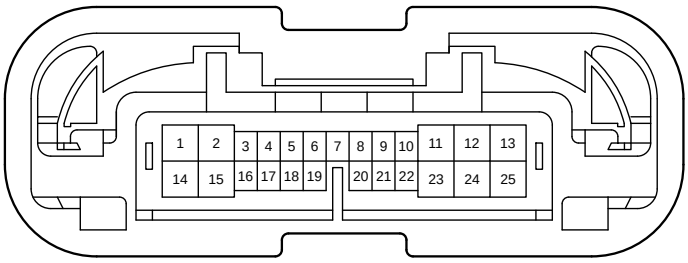


90980-12802

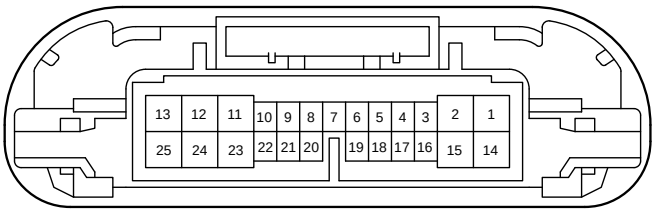


90980-12801

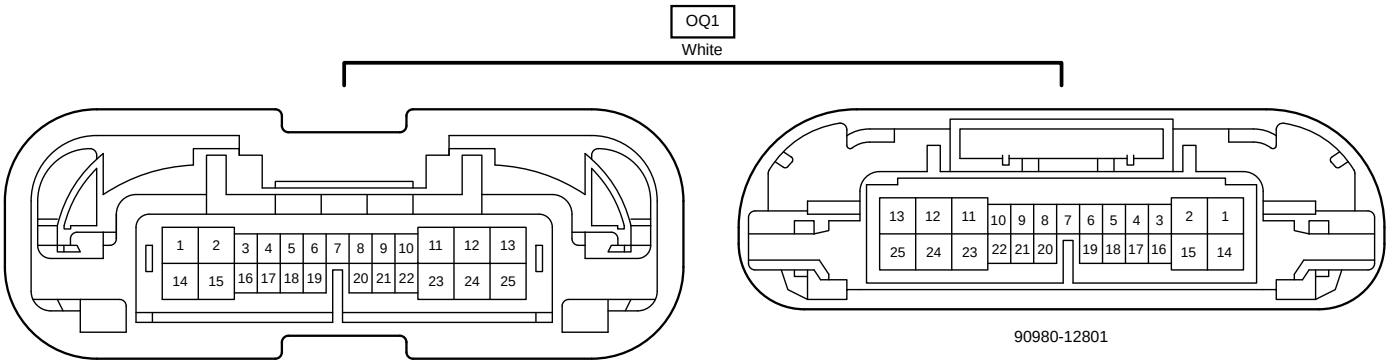


90980-12802

90980-12801