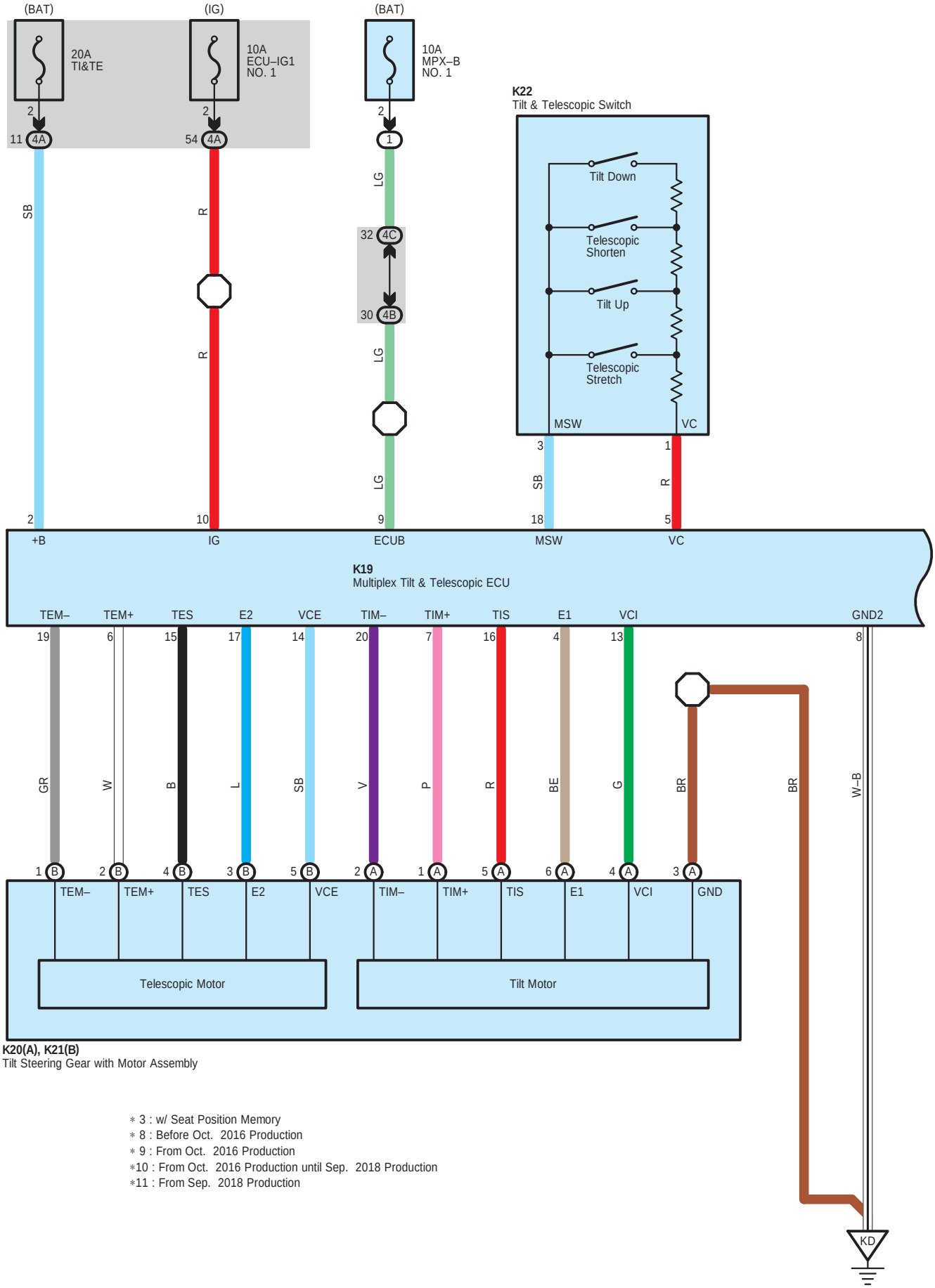

K20(A), K21(B)
Tilt Steering Gear with Motor Assembly

∗ 3 : w/ Seat Position Memory
∗ 8 : Before Oct. 2016 Production
∗ 9 : From Oct. 2016 Production
∗10 : From Oct. 2016 Production until Sep. 2018 Production
∗11 : From Sep. 2018 Production

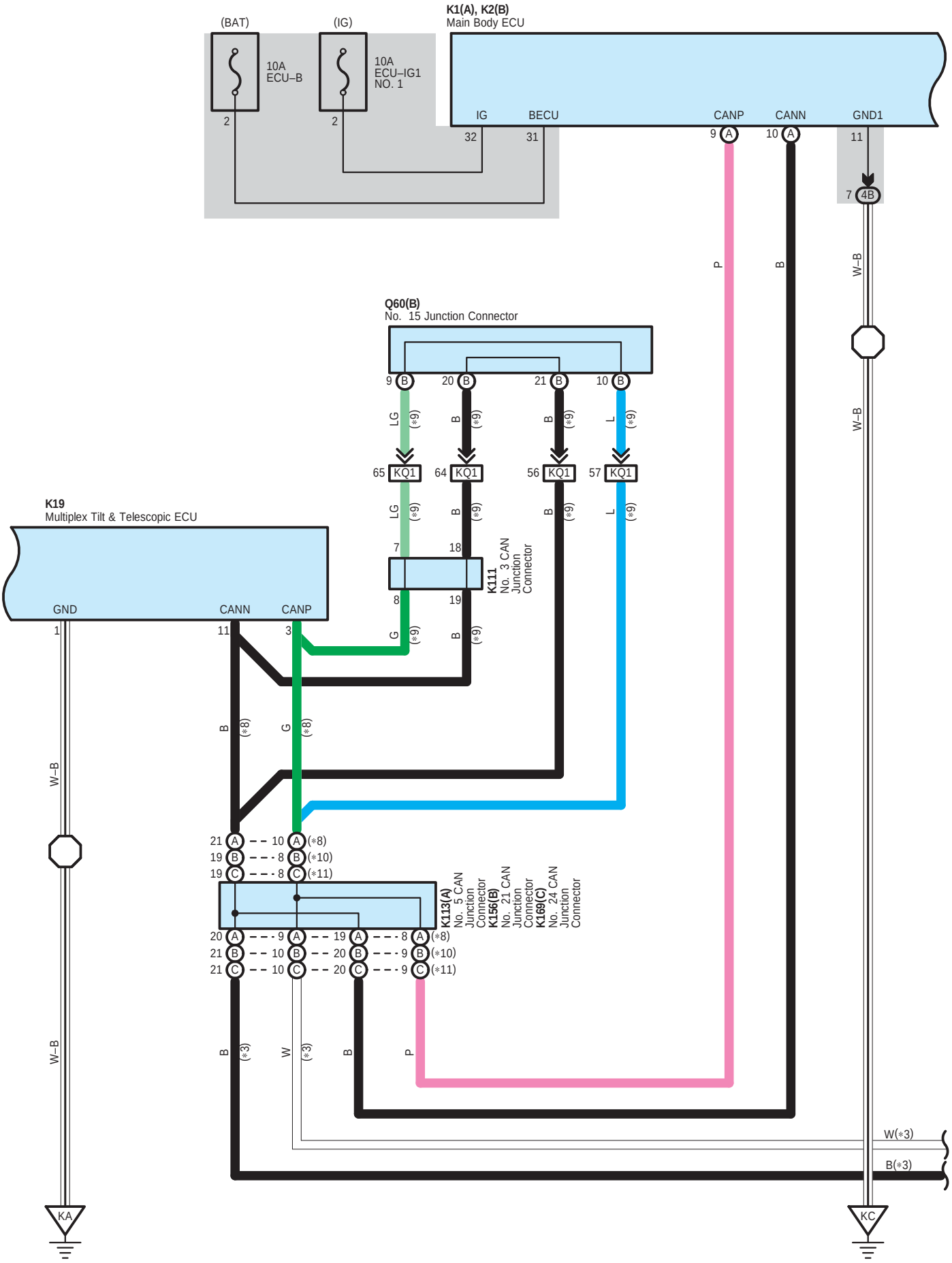
(BAT)
(IG)
10A
ECU–B
10A
ECU–IG1
NO. 1
K1(A), K2(B)
Main Body ECU
IG
BECU
CANP
CANN
GND1
Q60(B)
No. 15 Junction Connector
K19
Multiplex Tilt & Telescopic ECU
GND
CANN
CANP
K111
No. 3 CAN
Junction
Connector
K113(A)
No. 5 CAN
Junction
Connector
K156(B)
No. 21 CAN
Junction
Connector
K169(C)
No. 24 CAN
Junction
Connector
W(*3)
B(*3)
KA
KC

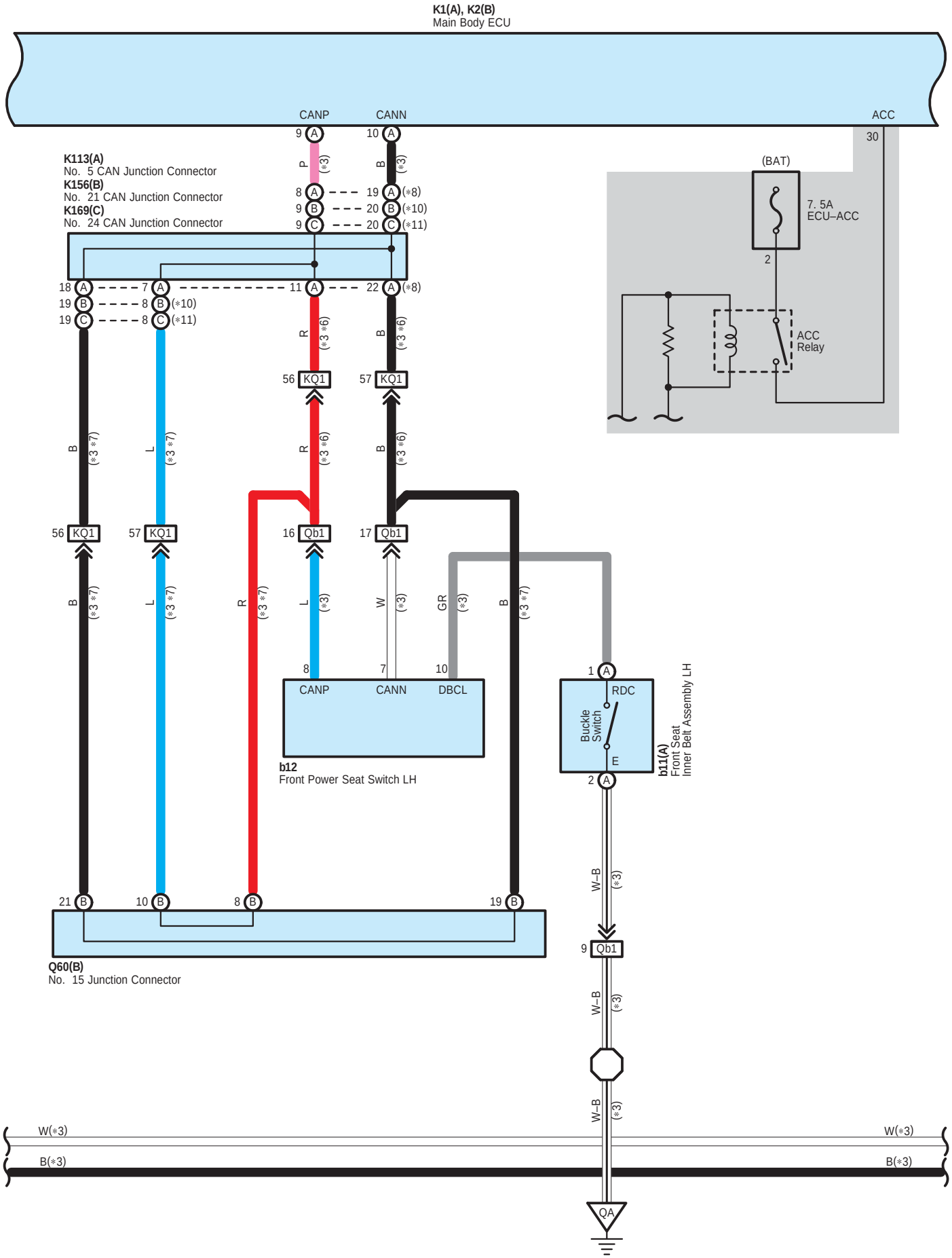
K1(A), K2(B)
Main Body ECU
CANP
CANN
ACC
30
K113(A)
No. 5 CAN Junction Connector
K156(B)
No. 21 CAN Junction Connector
K169(C)
No. 24 CAN Junction Connector
(BAT)
7. 5A
ECU–ACC
ACC
Relay
KQ1
Qb1
b12
Front Power Seat Switch LH
DBCL
RDC
Buckle
Switch
E
b11(A)
Front Seat
Inner Belt Assembly LH
Q60(B)
No. 15 Junction Connector
W(∗3)
B(∗3)
QA

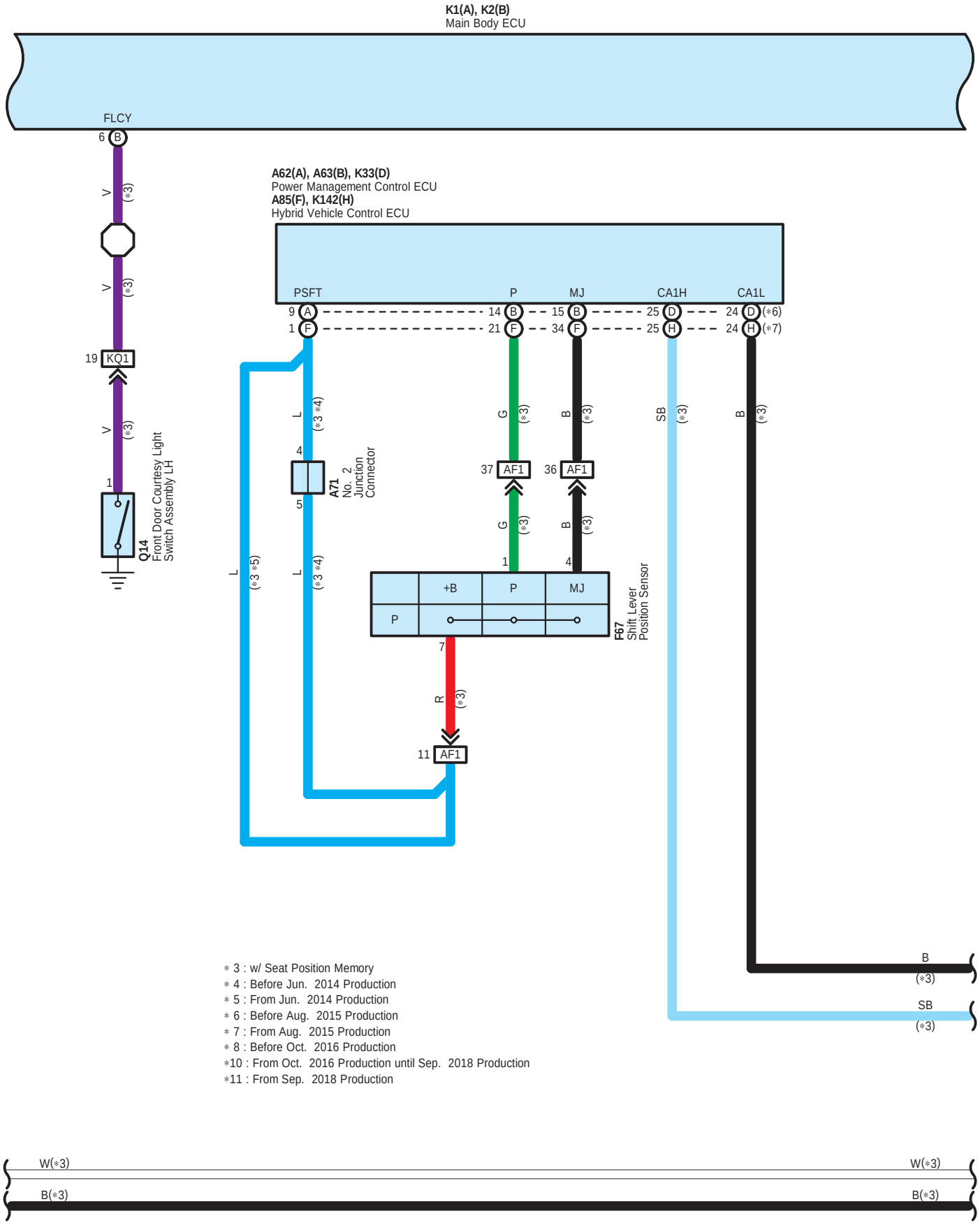
K1(A), K2(B)
Main Body ECU
FLCY
6 B
V (*3)
V (*3)
19 KQ1
V (*3)
1
Q14
Front Door Courtesy Light Switch Assembly LH
A62(A), A63(B), K33(D)
Power Management Control ECU
A85(F), K142(H)
Hybrid Vehicle Control ECU
PSFT
P
MJ
CA1H
CA1L
9 A
1 F
14 B
21 F
15 B
34 F
25 D
25 H
24 D (*6)
24 H (*7)
L (*3 *4)
4
5
A71
No. 2 Junction Connector
L (*3 *5)
L (*3 *4)
G (*3)
37 AF1
G (*3)
1
B (*3)
36 AF1
B (*3)
4
SB (*3)
B (*3)
+B
P
MJ
P
F67
Shift Lever Position Sensor
7
R (*3)
11 AF1
B
(*3)
SB
(*3)
* 3 : w/ Seat Position Memory
* 4 : Before Jun. 2014 Production
* 5 : From Jun. 2014 Production
* 6 : Before Aug. 2015 Production
* 7 : From Aug. 2015 Production
* 8 : Before Oct. 2016 Production
*10 : From Oct. 2016 Production until Sep. 2018 Production
*11 : From Sep. 2018 Production
W(*3)
W(*3)
B(*3)
B(*3)

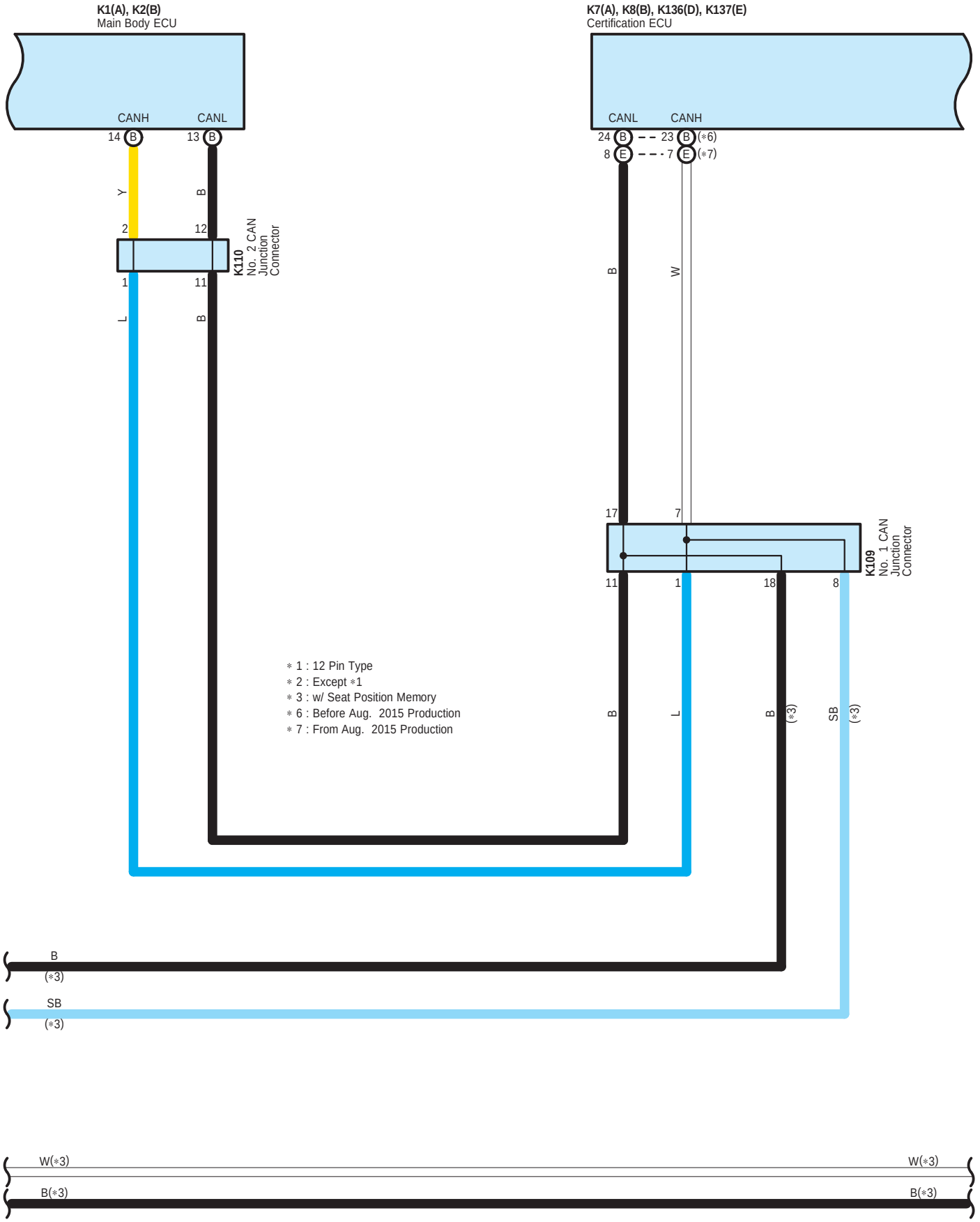
K1(A), K2(B)
Main Body ECU
CANH
CANL
14 B
13 B
Y
B
2
12
K110
No. 2 CAN
Junction
Connector
1
11
L
B
K7(A), K8(B), K136(D), K137(E)
Certification ECU
CANL
CANH
24 B
23 B (∗6)
8 E
7 E (∗7)
B
W
17
7
K109
No. 1 CAN
Junction
Connector
11
1
18
8
∗ 1 : 12 Pin Type
∗ 2 : Except ∗1
∗ 3 : w/ Seat Position Memory
∗ 6 : Before Aug. 2015 Production
∗ 7 : From Aug. 2015 Production
B
L
B
(∗3)
SB
(∗3)
B
(∗3)
SB
(∗3)
W(∗3)
W(∗3)
B(∗3)
B(∗3)

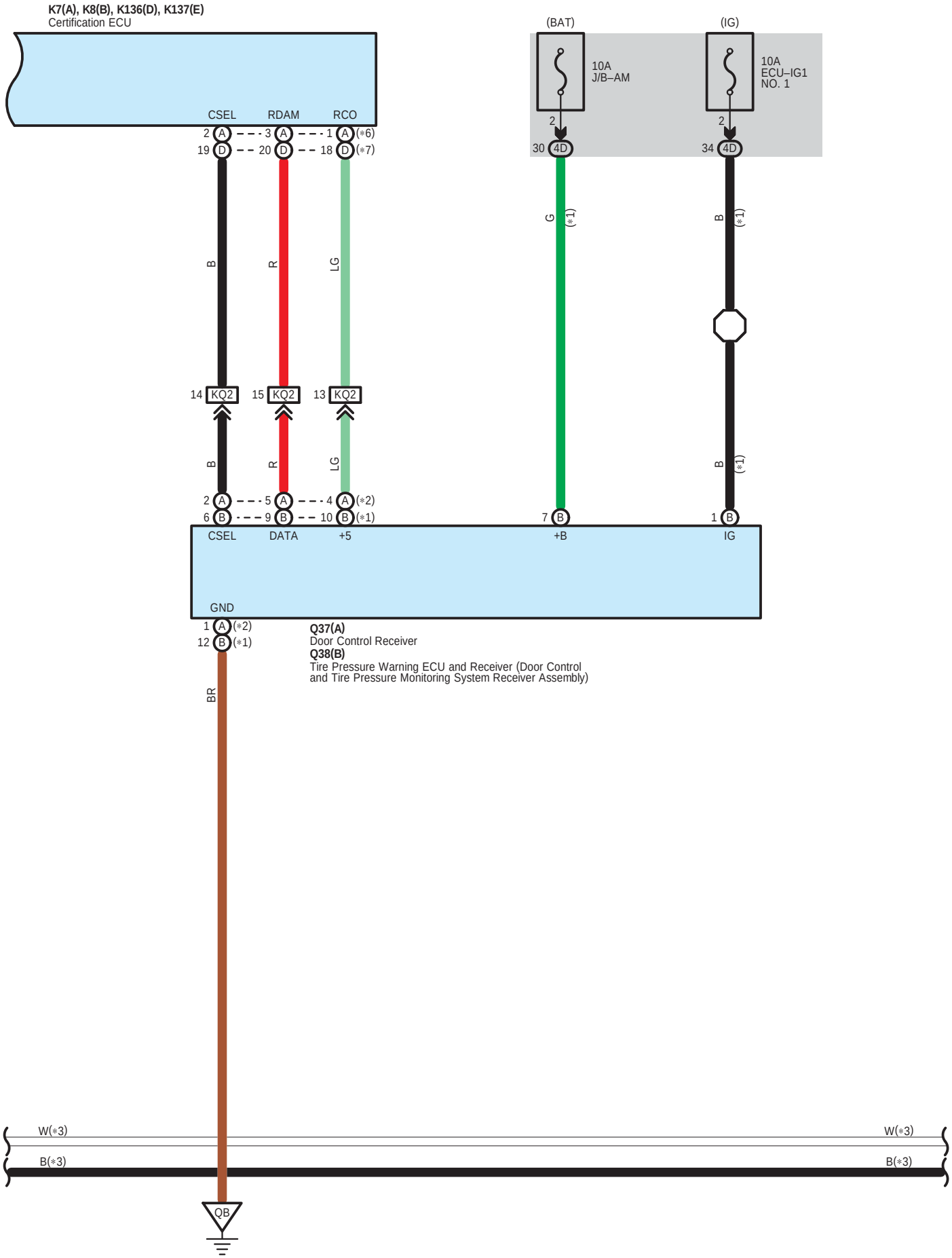
K7(A), K8(B), K136(D), K137(E)
Certification ECU
CSEL
RDAM
RCO
2 A
19 D
3 A
20 D
1 A (*6)
18 D (*7)
B
R
LG
14 KQ2
15 KQ2
13 KQ2
2 A
6 B
5 A
9 B
4 A (*2)
10 B (*1)
CSEL
DATA
+5
GND
1 A (*2)
12 B (*1)
BR
(BAT)
10A
J/B–AM
2
30 4D
G
(*1)
7 B
+B
(IG)
10A
ECU–IG1
NO. 1
2
34 4D
B
(*1)
B
(*1)
1 B
IG
Q37(A)
Door Control Receiver
Q38(B)
Tire Pressure Warning ECU and Receiver (Door Control
and Tire Pressure Monitoring System Receiver Assembly)
W(*3)
B(*3)
W(*3)
B(*3)
QB

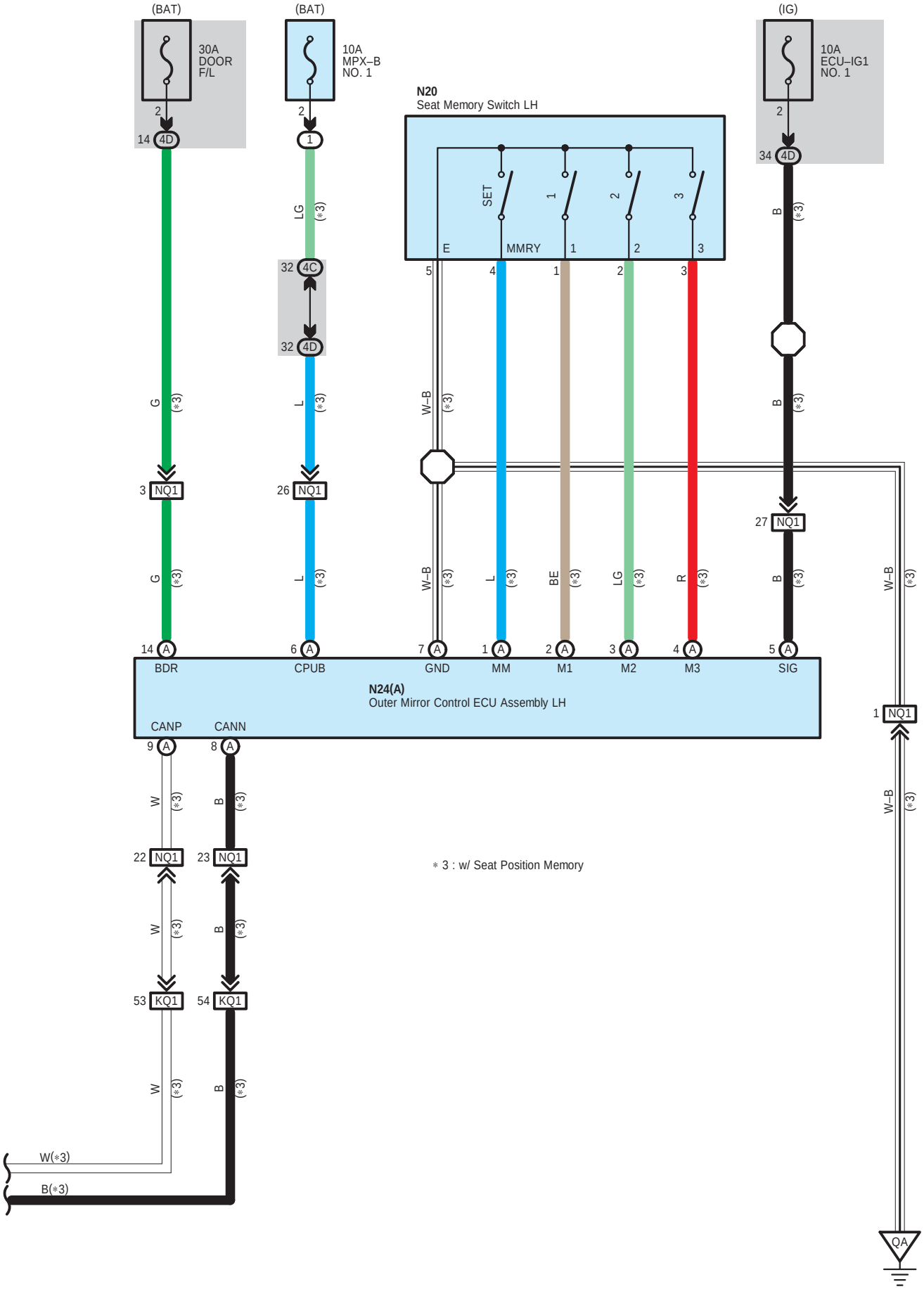
(BAT)
30A
DOOR
F/L
(BAT)
10A
MPX–B
NO. 1
(IG)
10A
ECU–IG1
NO. 1
N20
Seat Memory Switch LH
SET
1
2
3
E
MMRY
14 4D
32 4C
32 4D
34 4D
3 NQ1
26 NQ1
27 NQ1
1 NQ1
22 NQ1
23 NQ1
53 KQ1
54 KQ1
14 A
6 A
7 A
1 A
2 A
3 A
4 A
5 A
BDR
CPUB
GND
MM
M1
M2
M3
SIG
N24(A)
Outer Mirror Control ECU Assembly LH
CANP
CANN
9 A
8 A
W(∗3)
B(∗3)
QA
∗ 3 : w/ Seat Position Memory

A62
Gray

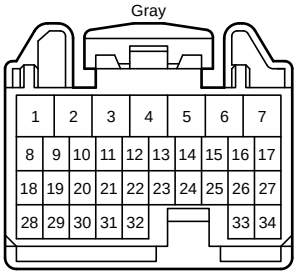

90980-12430

A63
Gray

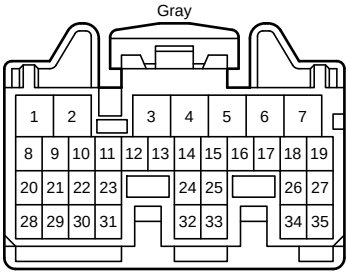

90980-12428

A71
White

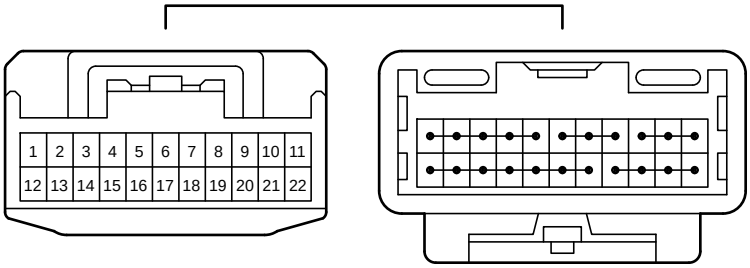

90980-12372

A85
Gray

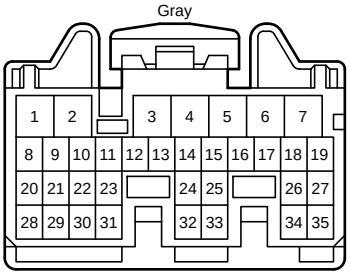

90980-12428

F67
Gray

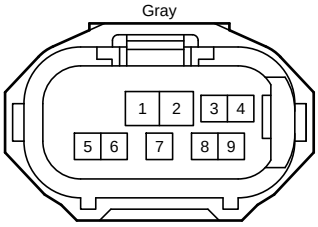

90980-12A23

K1
White

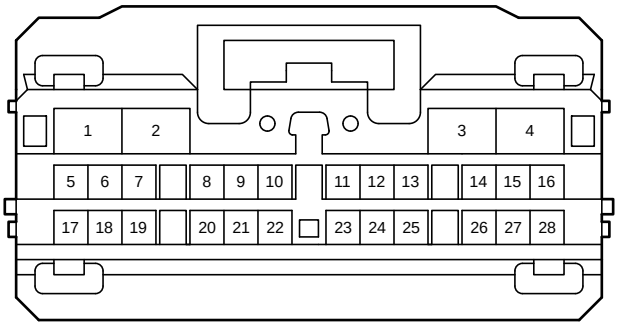

90980-12908

K2
White

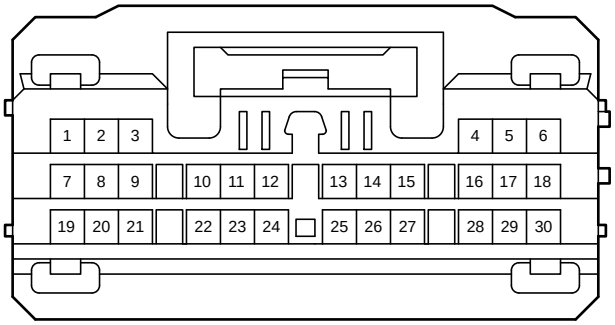

90980-12909

K7
White

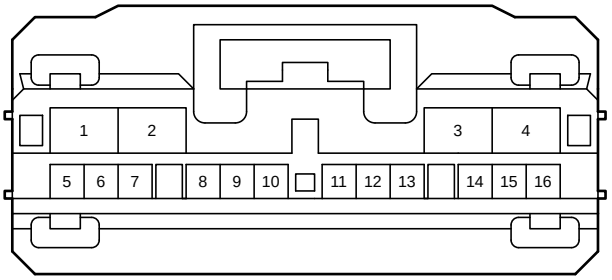

90980-12763

K8
Black

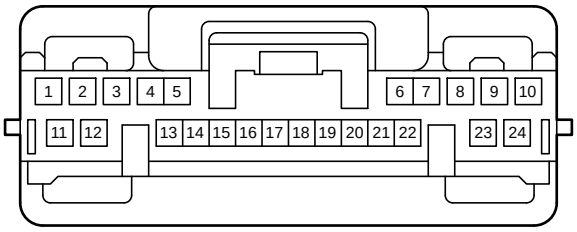

90980-12912

K19
Black

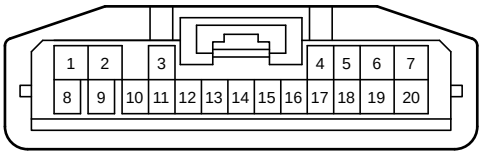

90980-12976

K20
White

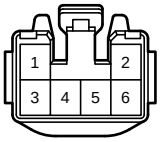

90980-10797

K21
Black

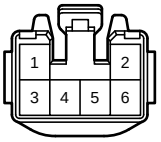

90980-10797

K22
Black

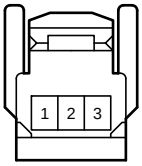

90980-12695

K33
Gray

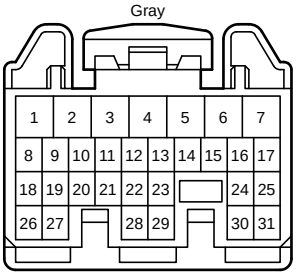

90980-12431

K109
White

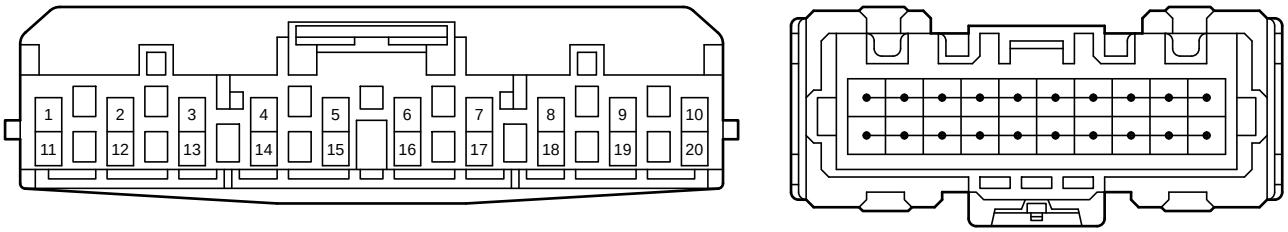

90980-12A58

K110
White

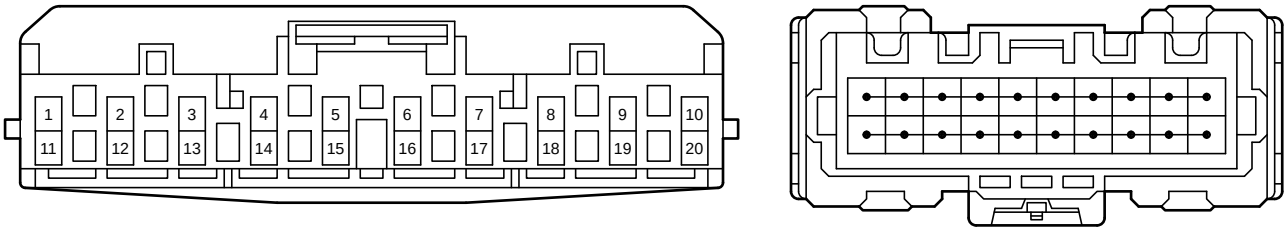

90980-12A58

K111
Black

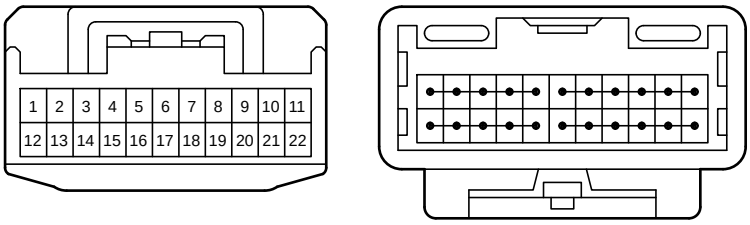

90980-12372

K113
Black

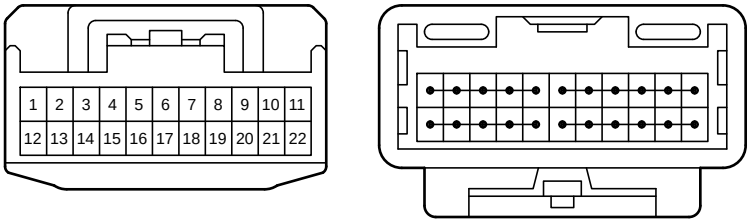

90980-12372

K136
Black

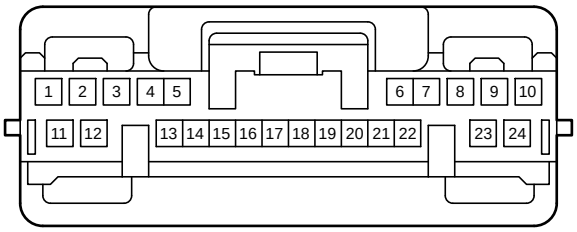

90980-12912

K137
Black

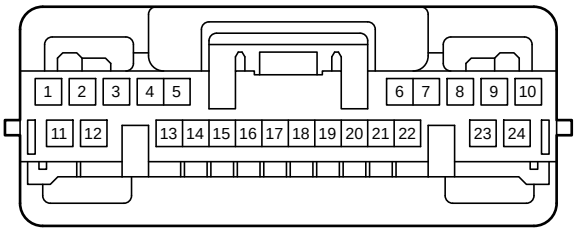

90980-12A42

K142
Gray

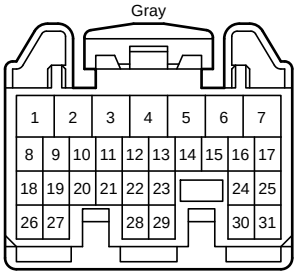

90980-12431

K156
Black

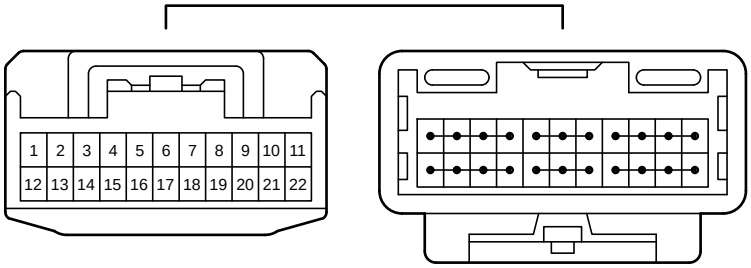

90980-12372

K169
Black

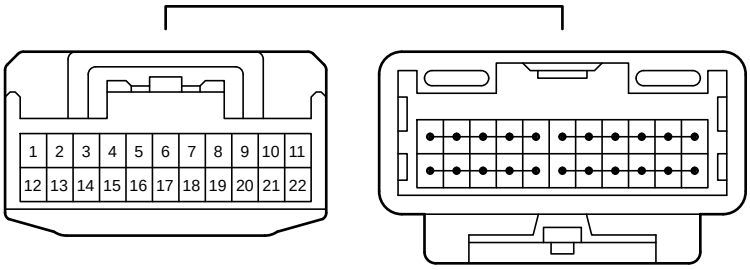

90980-12372

N20
White

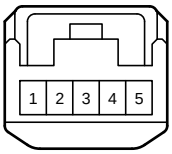

90980-12366

N24
White

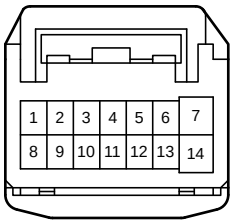

90980-12804

Q14
Black

90980-10871

Q37
White

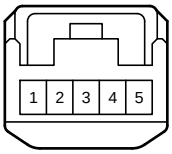

90980-12366

Q38
White

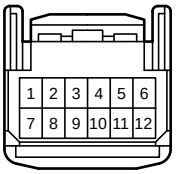

90980-12552

Q60
White

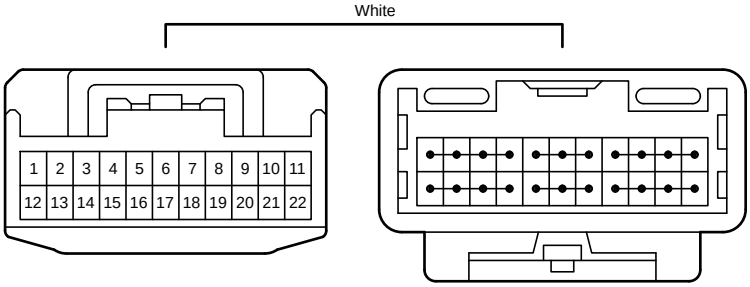

90980-12372

b11
White

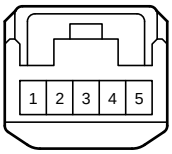

90980-12366

b12
White



90980-12552

4A
White

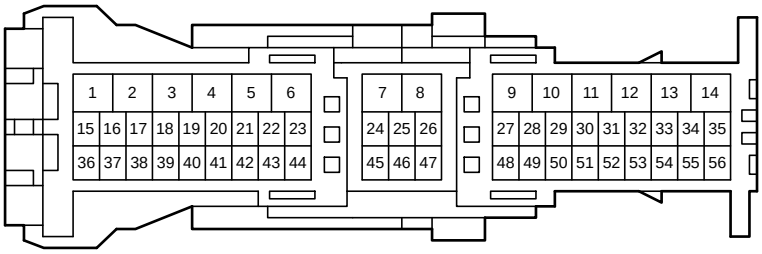

90980-12943

4B
White

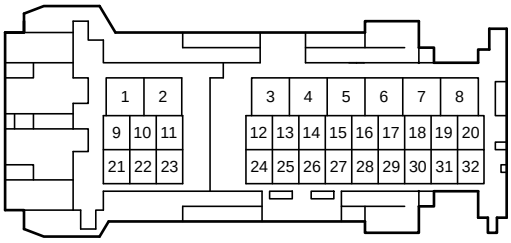

90980-12A48

4C
White

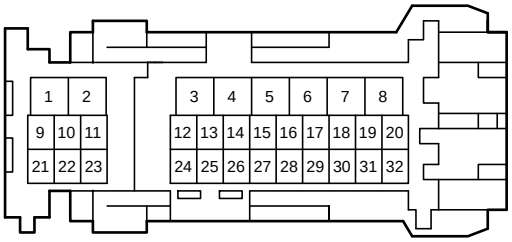

90980-12A47

4D
White

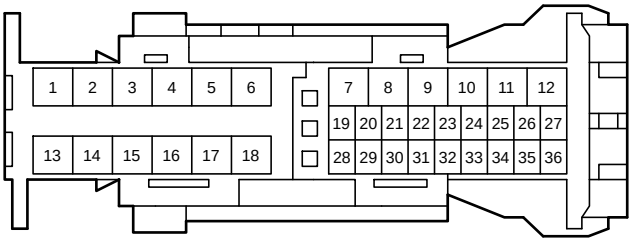

90980-12944

AF1
White

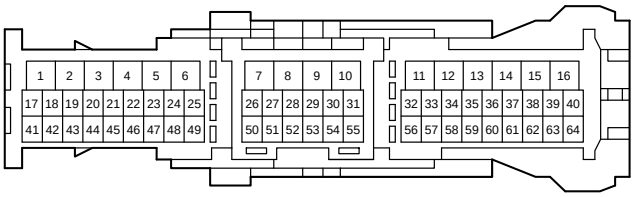

90980-12774

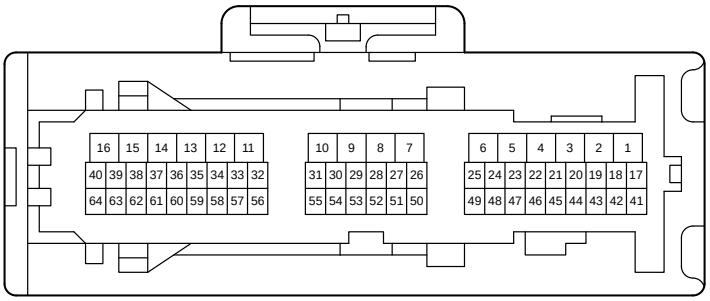

90980-12798

KQ1
White

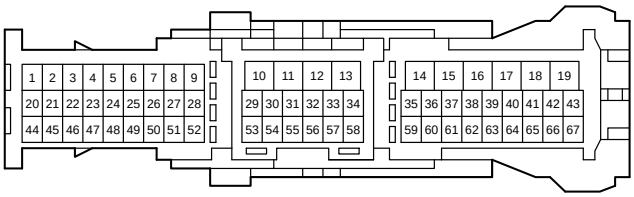

90980-12783

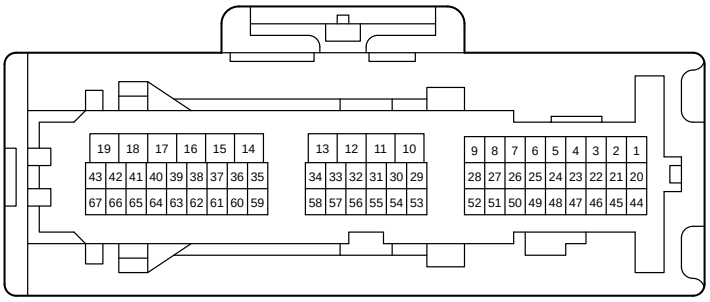

90980-12800

KQ2
White

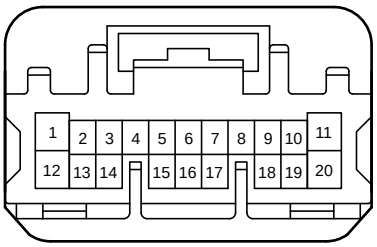

90980-12741

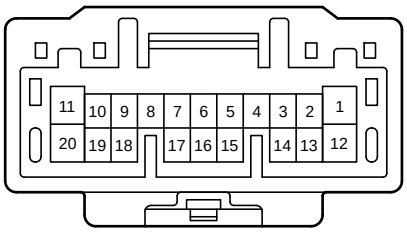

90980-12740

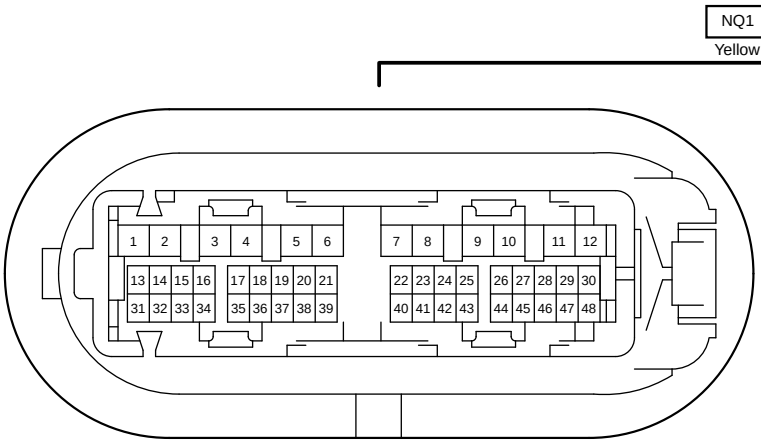

90980-12A09

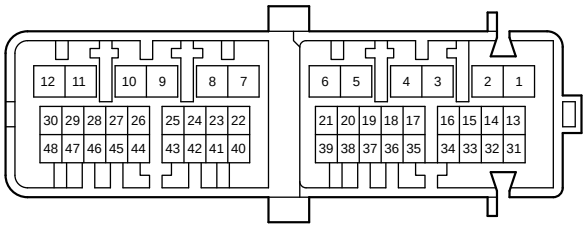

90980-12A06

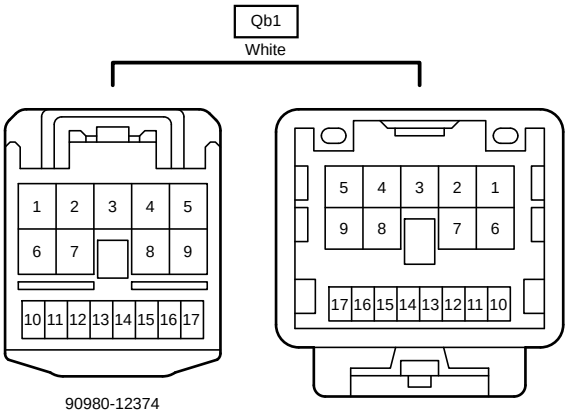

90980-12374

90980-12373