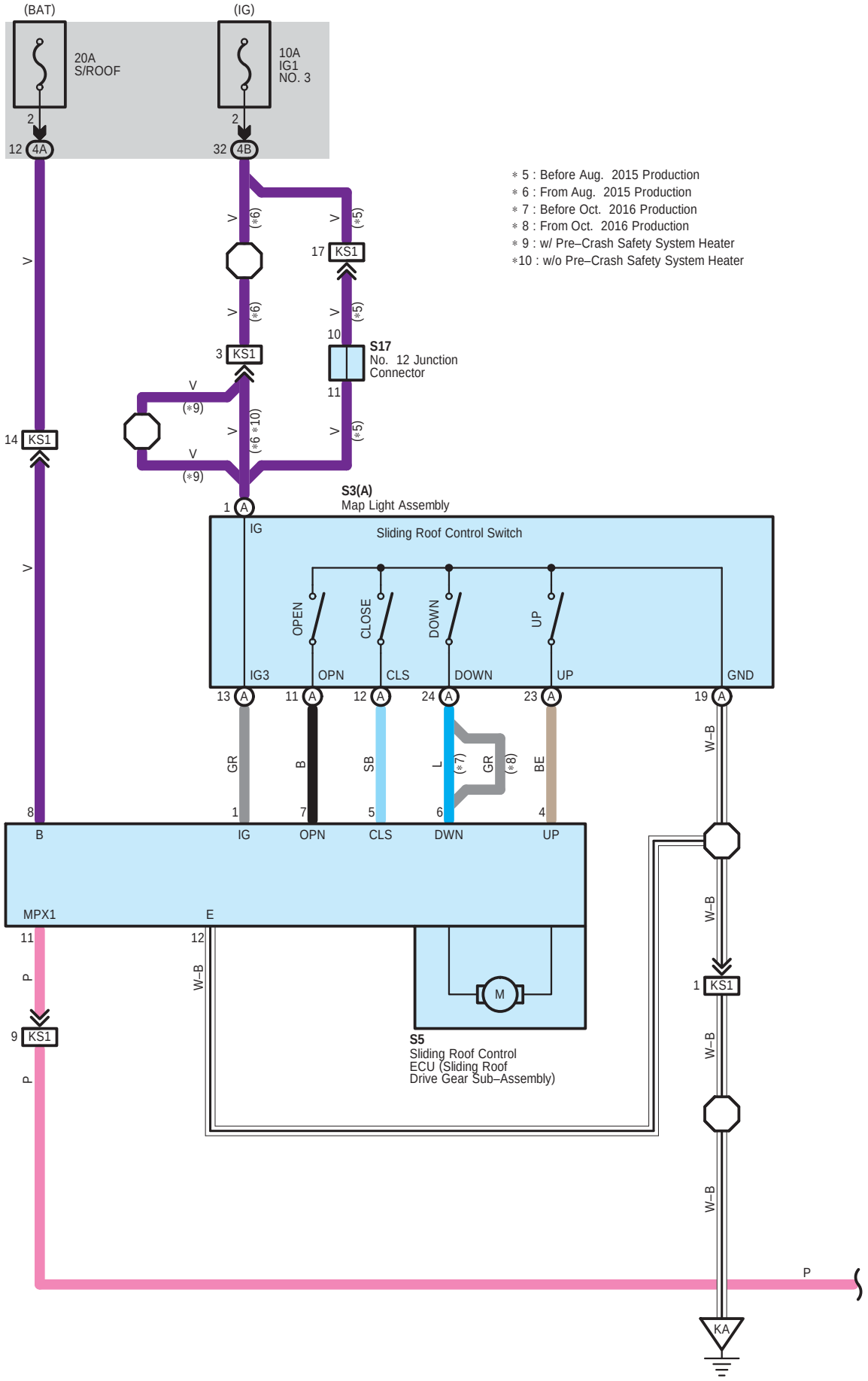
(BAT)
(IG)
20A
S/ROOF
10A
IG1
NO. 3
2
12 4A
32 4B
∗ 5 : Before Aug. 2015 Production
∗ 6 : From Aug. 2015 Production
∗ 7 : Before Oct. 2016 Production
∗ 8 : From Oct. 2016 Production
∗ 9 : w/ Pre–Crash Safety System Heater
∗10 : w/o Pre–Crash Safety System Heater
17 KS1
3 KS1
10
11
S17
No. 12 Junction
Connector
14 KS1
S3(A)
Map Light Assembly
1 A
IG
Sliding Roof Control Switch
OPEN
CLOSE
DOWN
UP
IG3
OPN
CLS
DOWN
UP
GND
13 A
11 A
12 A
24 A
23 A
19 A
GR
B
SB
L
GR
BE
W–B
8
1
7
5
6
4
B
IG
OPN
CLS
DWN
UP
MPX1
E
11
12
P
W–B
9 KS1
1 KS1
M
S5
Sliding Roof Control
ECU (Sliding Roof
Drive Gear Sub–Assembly)
P
KA

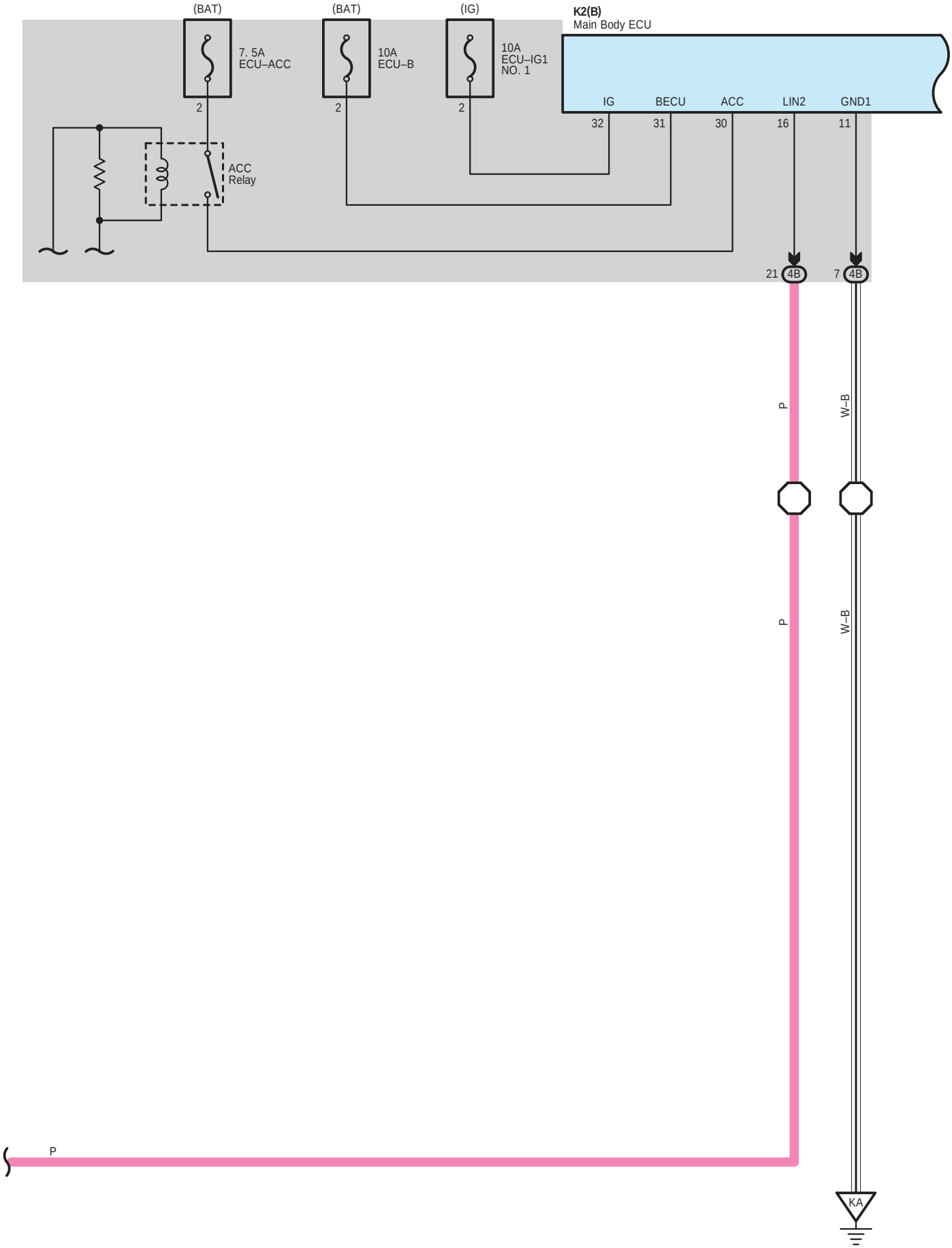
(BAT)
7. 5A
ECU–ACC
2
(BAT)
10A
ECU–B
2
(IG)
10A
ECU–IG1
NO. 1
2
K2(B)
Main Body ECU
IG
BECU
ACC
LIN2
GND1
32
31
30
16
11
ACC
Relay
21
4B
7
4B
P
W–B
P
W–B
P
KA

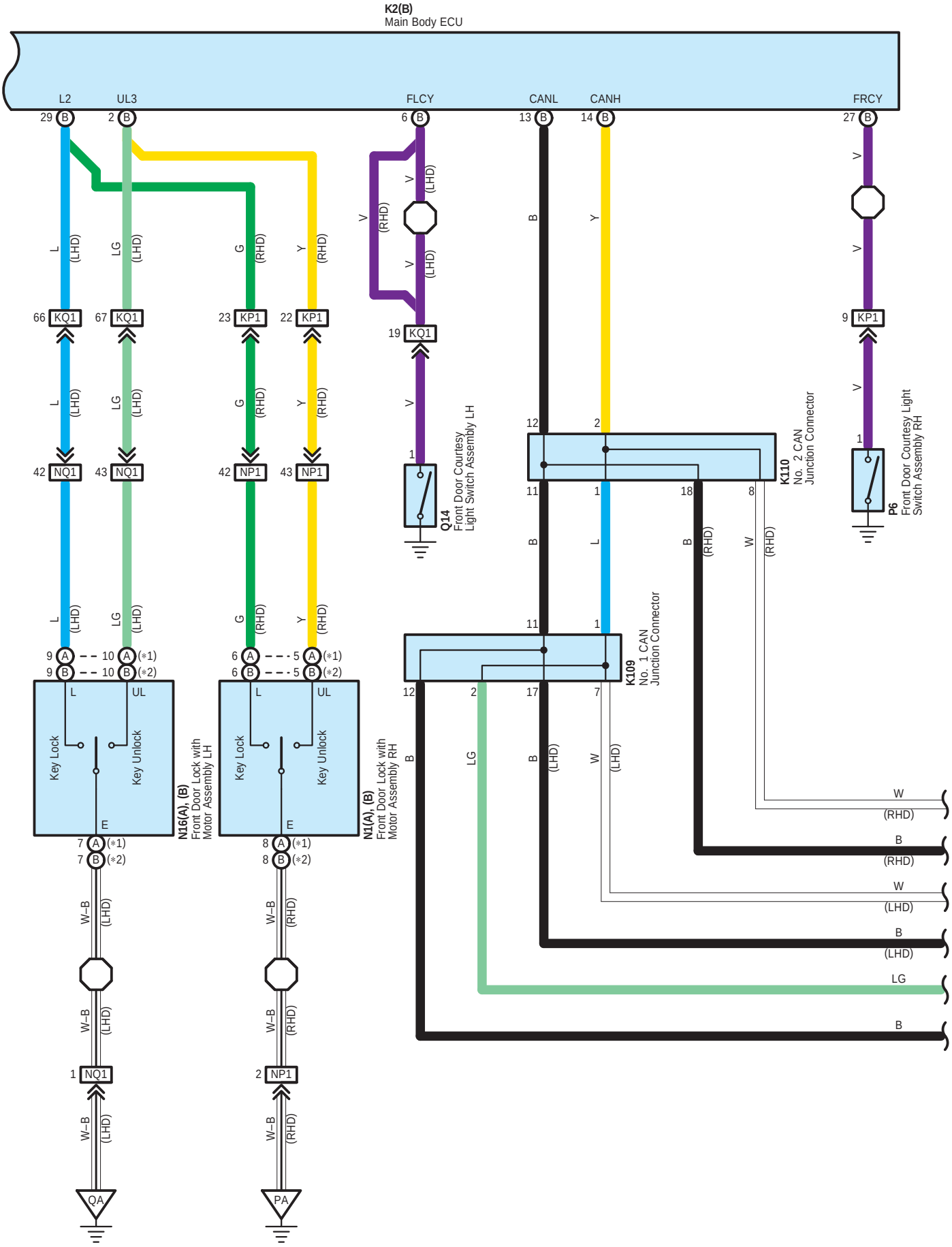
K2(B)
Main Body ECU
L2
UL3
FLCY
CANL
CANH
FRCY
29 B
2 B
6 B
13 B
14 B
27 B
66 KQ1
67 KQ1
23 KP1
22 KP1
19 KQ1
9 KP1
42 NQ1
43 NQ1
42 NP1
43 NP1
Q14
Front Door Courtesy Light Switch Assembly LH
K110
No. 2 CAN Junction Connector
P6
Front Door Courtesy Light Switch Assembly RH
K109
No. 1 CAN Junction Connector
N16(A), (B)
Front Door Lock with Motor Assembly LH
N1(A), (B)
Front Door Lock with Motor Assembly RH
Key Lock
Key Unlock
QA
PA
(LHD)
(RHD)

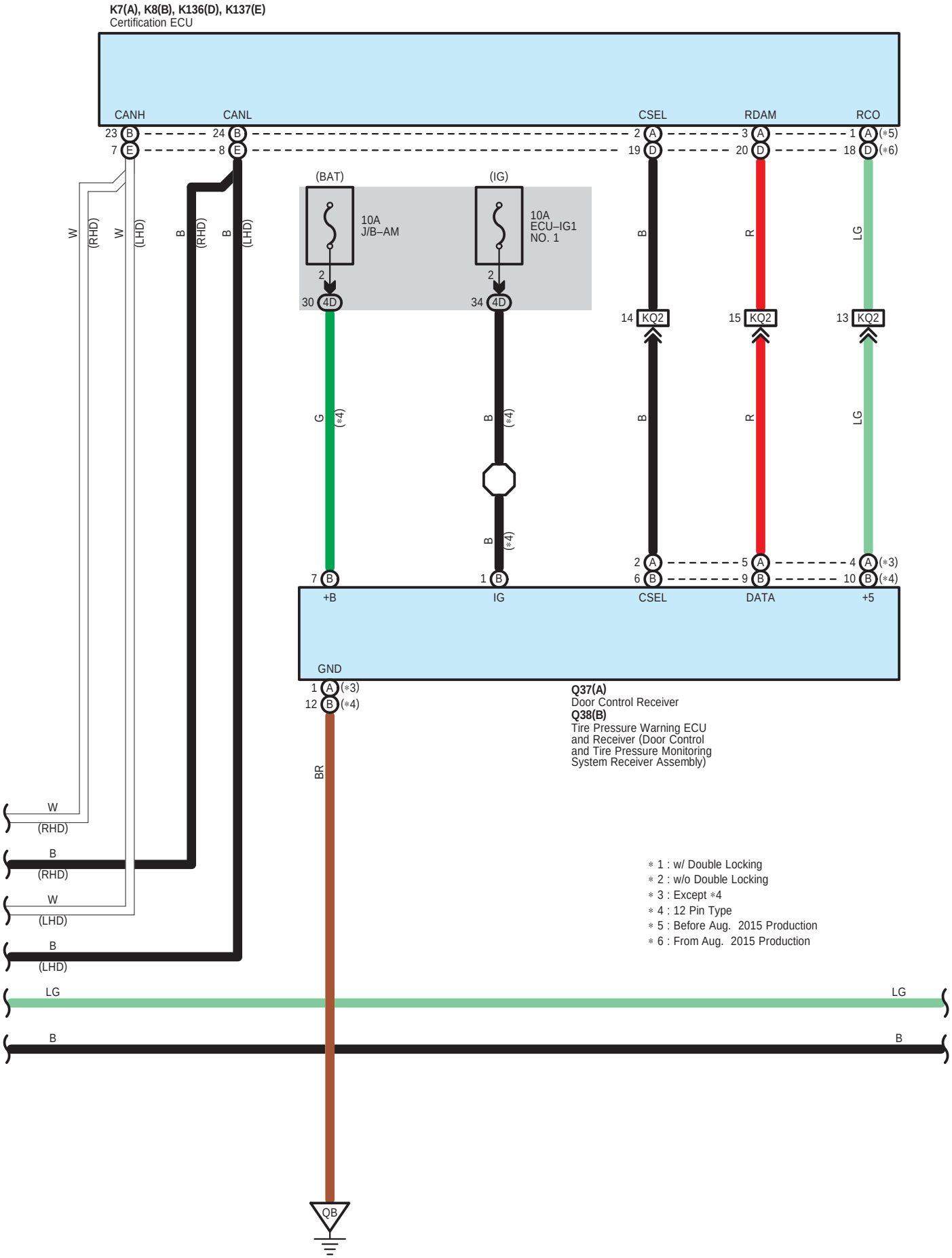
K7(A), K8(B), K136(D), K137(E)
Certification ECU
CANH
CANL
CSEL
RDAM
RCO
23 B
7 E
24 B
8 E
2 A
19 D
3 A
20 D
1 A (*5)
18 D (*6)
(BAT)
(IG)
10A
J/B–AM
10A
ECU–IG1
NO. 1
2
30 4D
34 4D
14 KQ2
15 KQ2
13 KQ2
W
(RHD)
W
(LHD)
B
(RHD)
B
(LHD)
B
R
LG
G
(*4)
B
(*4)
B
(*4)
B
R
LG
2 A
6 B
5 A
9 B
4 A (*3)
10 B (*4)
7 B
1 B
+B
IG
CSEL
DATA
+5
GND
1 A (*3)
12 B (*4)
Q37(A)
Door Control Receiver
Q38(B)
Tire Pressure Warning ECU
and Receiver (Door Control
and Tire Pressure Monitoring
System Receiver Assembly)
BR
W
(RHD)
B
(RHD)
W
(LHD)
B
(LHD)
LG
LG
B
B
QB
* 1 : w/ Double Locking
* 2 : w/o Double Locking
* 3 : Except *4
* 4 : 12 Pin Type
* 5 : Before Aug. 2015 Production
* 6 : From Aug. 2015 Production

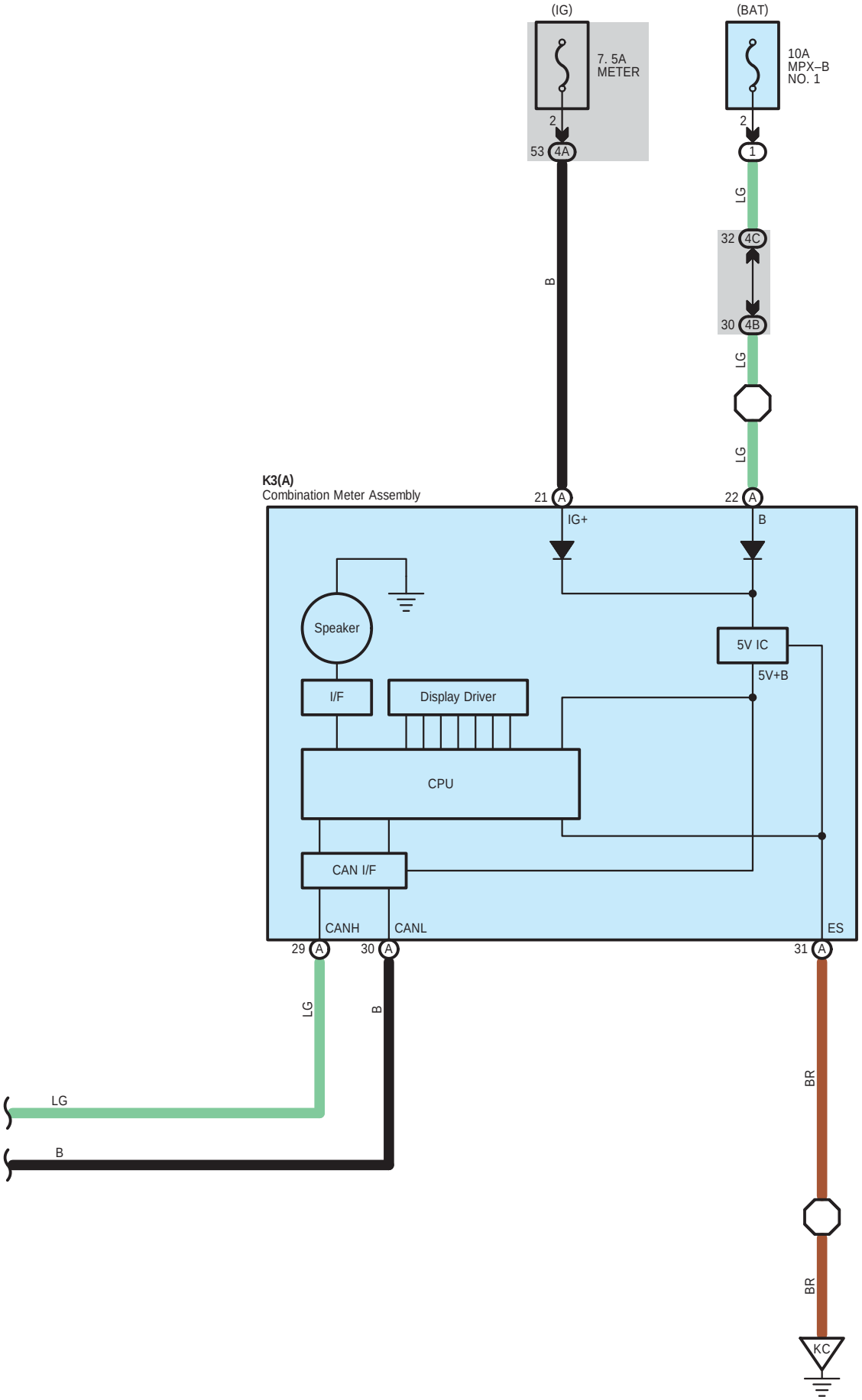
(IG)
7. 5A
METER
2
53 4A
B
(BAT)
10A
MPX–B
NO. 1
2
1
LG
32 4C
30 4B
LG
LG
K3(A)
Combination Meter Assembly
21 A
IG+
22 A
B
Speaker
5V IC
5V+B
I/F
Display Driver
CPU
CAN I/F
CANH
CANL
ES
29 A
30 A
31 A
LG
B
LG
B
BR
BR
KC

K2
White

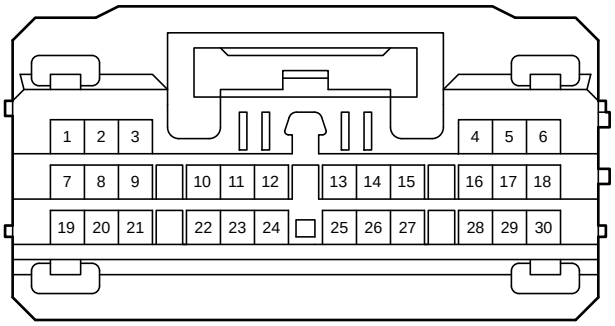

90980-12909

K3
Black

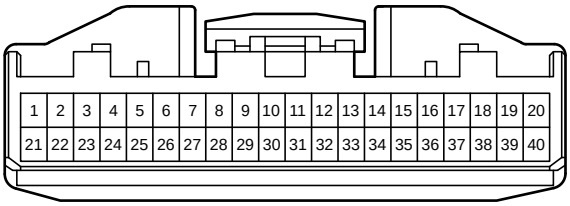

90980-12557

K7
White

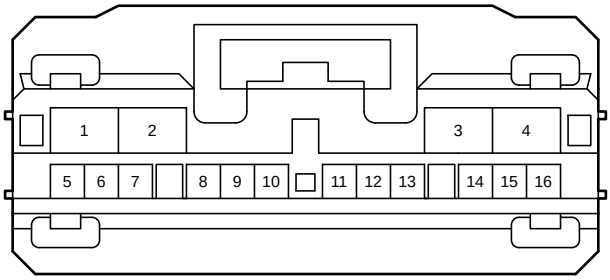

90980-12763

K8
Black

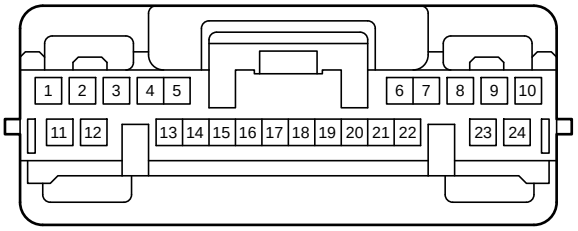

90980-12912

K109
White

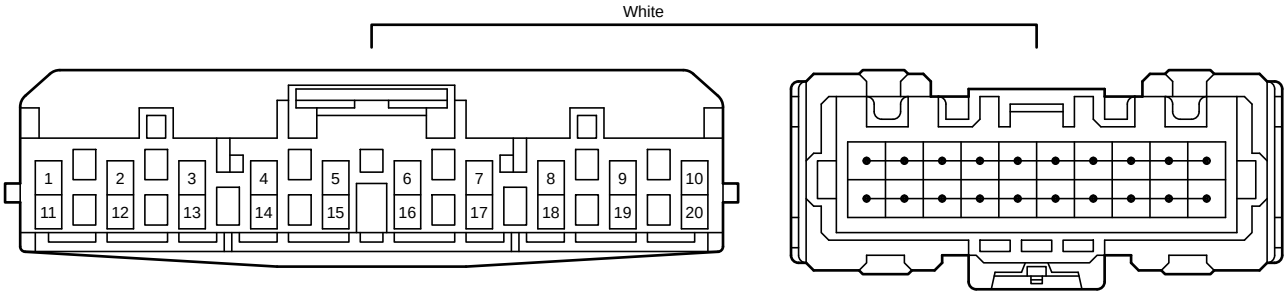

90980-12A58

K110
White

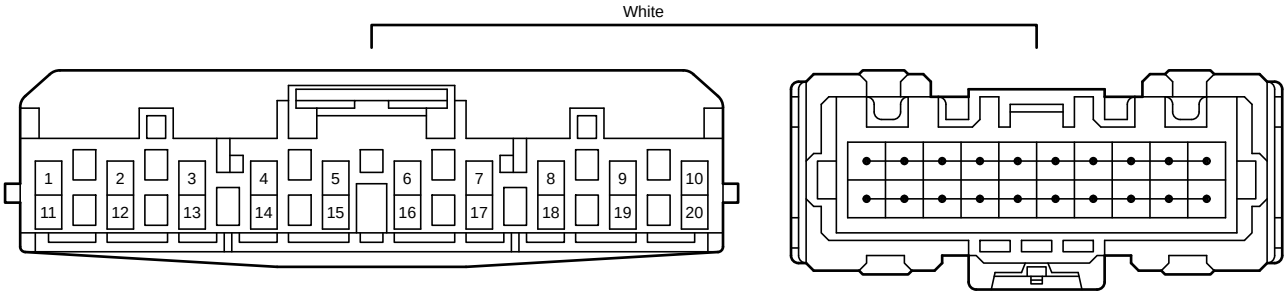

90980-12A58

K136
Black

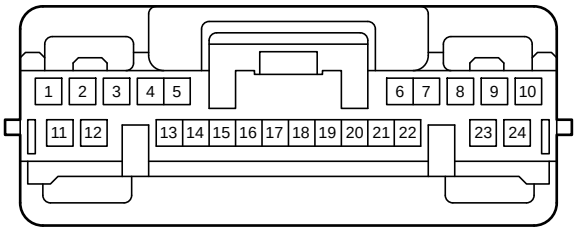

90980-12912

K137
Black

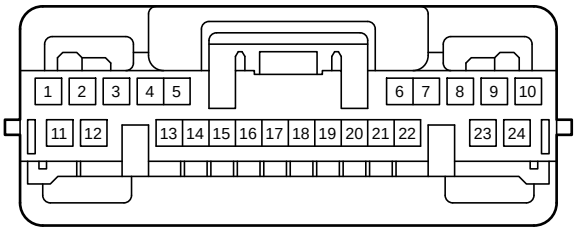

90980-12A42

N1
White

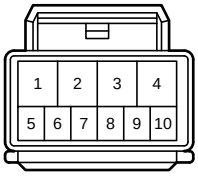

90980-12226

N16
White

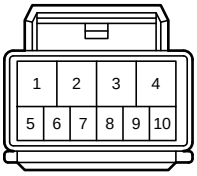

90980-12226

P6
Black

90980-10871

Q14
Black

90980-10871

Q37
White

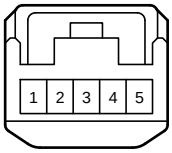

90980-12366

Q38
White



90980-12552

S3
White

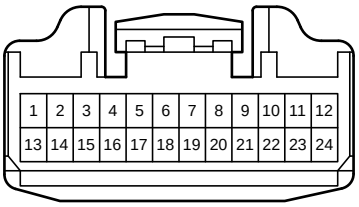

90980-12554

S5
White

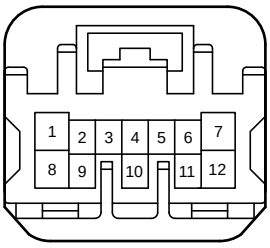

90980-12812

S17
White

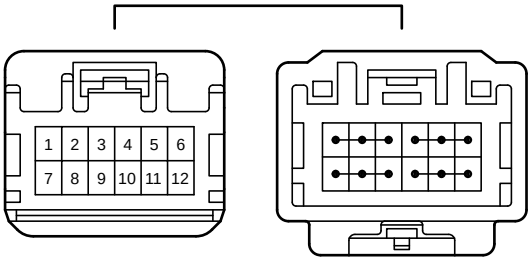

90980-12737

4A
White

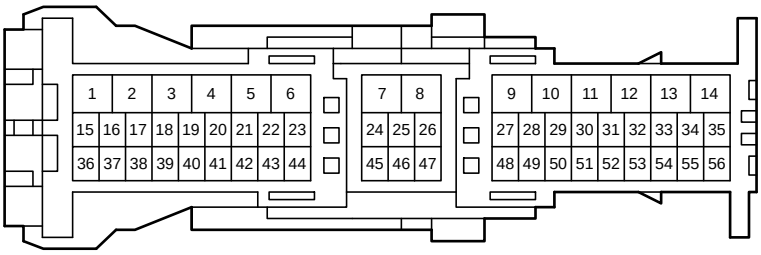

90980-12943

4B
White

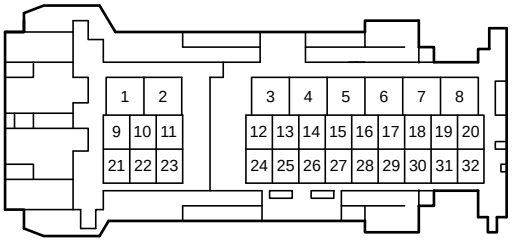

90980-12A48

4C
White

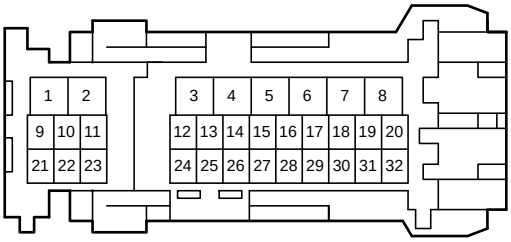

90980-12A47

4D
White

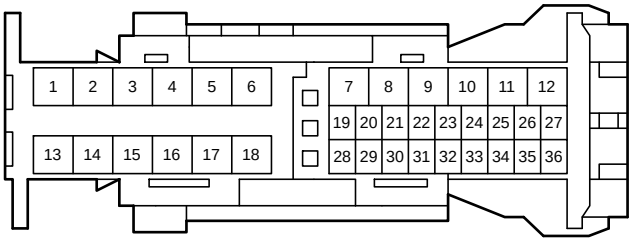

90980-12944

KP1
White

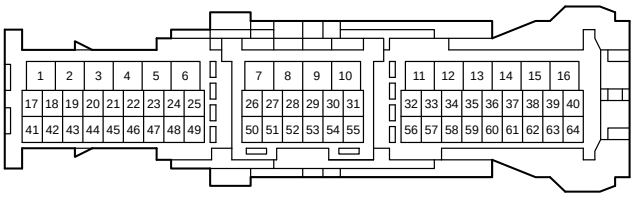

90980-12774

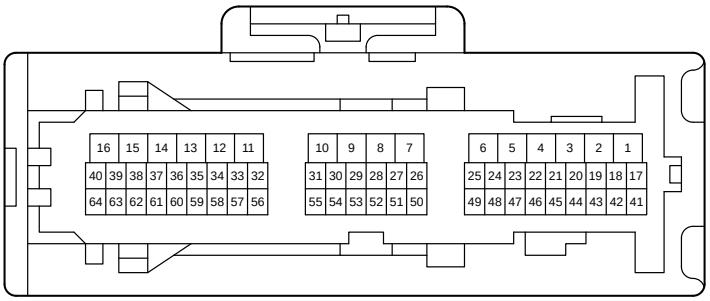

90980-12798

KQ1
White

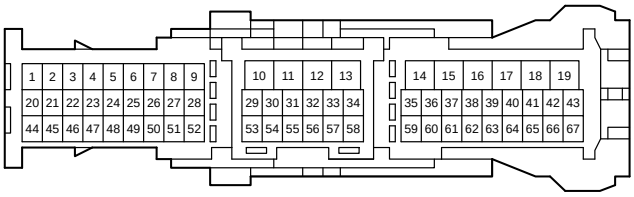

90980-12783

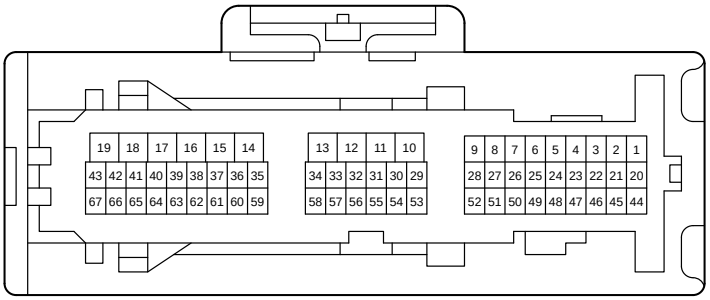

90980-12800

KQ2
White

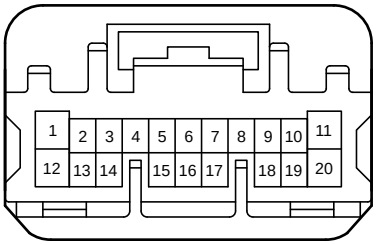

90980-12741

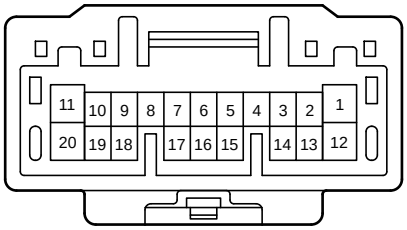

90980-12740

KS1
White

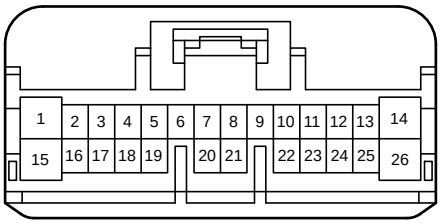

90980-12771

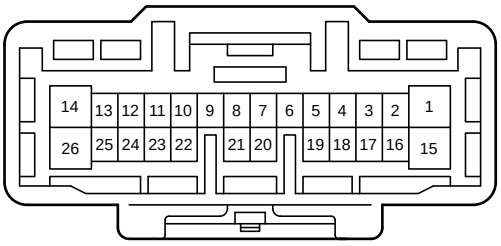

90980-12770

NP1
Yellow

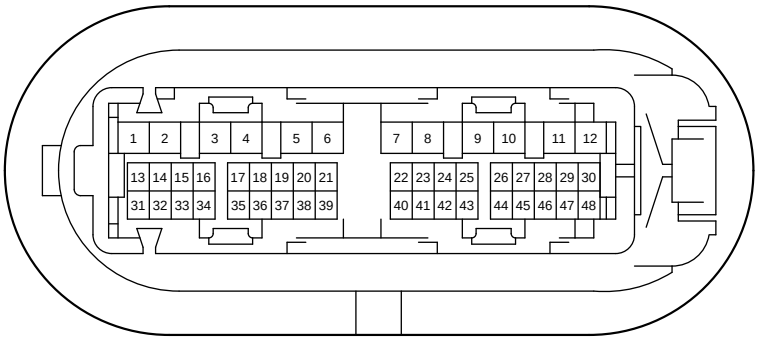

90980-12A09

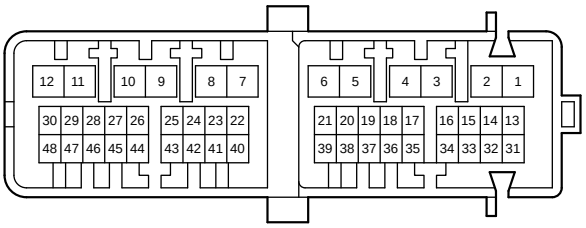

90980-12A06

NQ1
Yellow

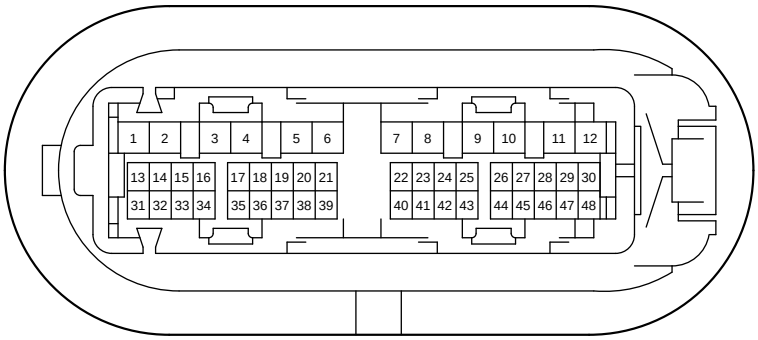

90980-12A09

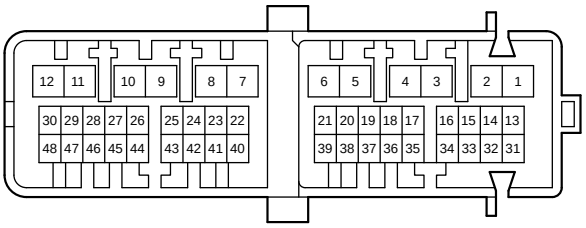

90980-12A06