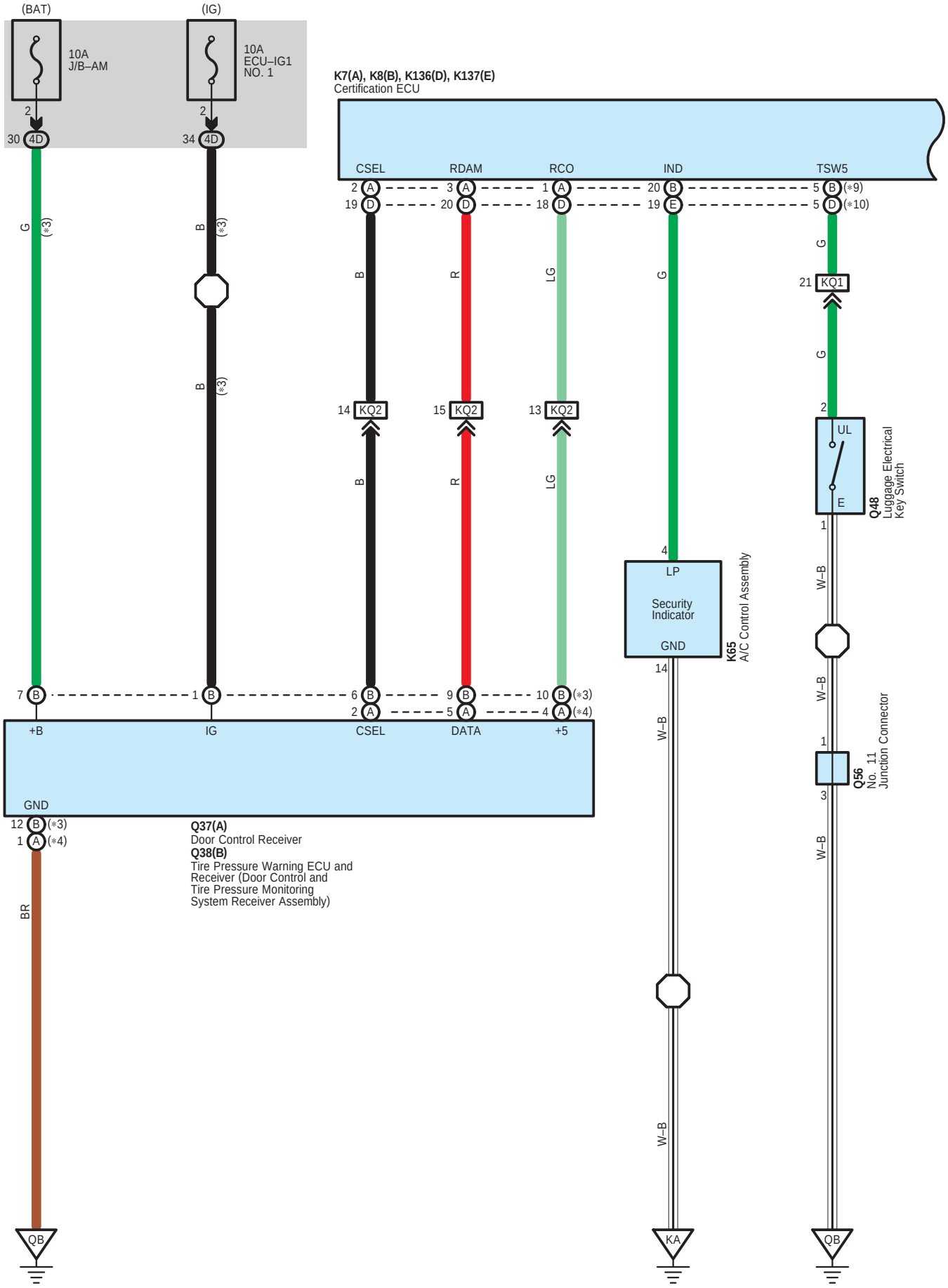
(BAT)
(IG)
10A
J/B–AM
10A
ECU–IG1
NO. 1
K7(A), K8(B), K136(D), K137(E)
Certification ECU
CSEL
RDAM
RCO
IND
TSW5
KQ1
KQ2
UL
E
Q48
Luggage Electrical
Key Switch
LP
Security
Indicator
GND
K65
A/C Control Assembly
+B
IG
CSEL
DATA
+5
Q56
No. 11
Junction Connector
Q37(A)
Door Control Receiver
Q38(B)
Tire Pressure Warning ECU and
Receiver (Door Control and
Tire Pressure Monitoring
System Receiver Assembly)
QB
KA

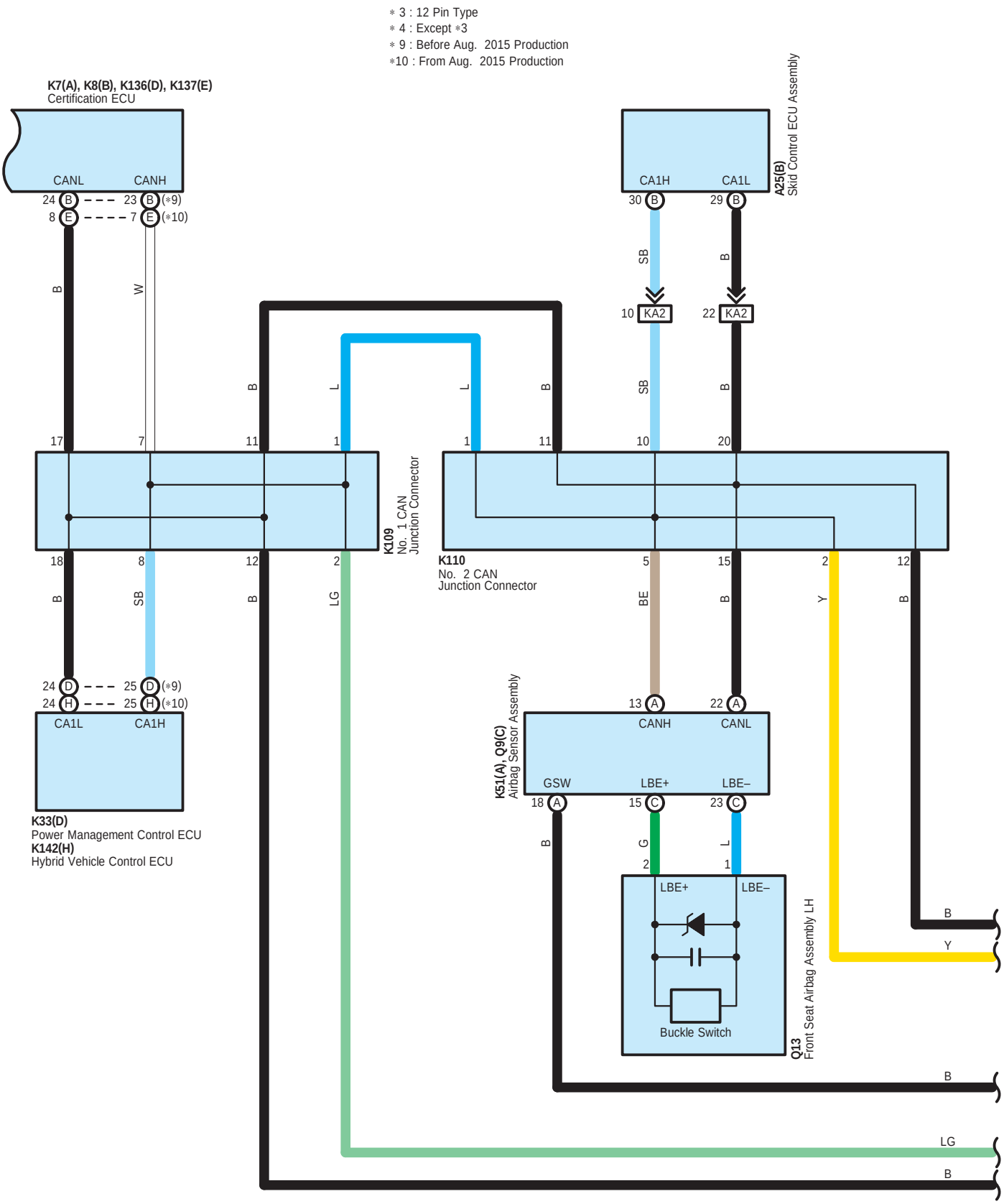
∗ 3 : 12 Pin Type
∗ 4 : Except ∗3
∗ 9 : Before Aug. 2015 Production
∗10 : From Aug. 2015 Production
K7(A), K8(B), K136(D), K137(E)
Certification ECU
CANL
CANH
24 B
23 B (∗9)
8 E
7 E (∗10)
A25(B)
Skid Control ECU Assembly
CA1H
CA1L
30 B
29 B
10 KA2
22 KA2
K109
No. 1 CAN
Junction Connector
K110
No. 2 CAN
Junction Connector
24 D
25 D (∗9)
24 H
25 H (∗10)
CA1L
CA1H
K33(D)
Power Management Control ECU
K142(H)
Hybrid Vehicle Control ECU
K51(A), Q9(C)
Airbag Sensor Assembly
13 A
22 A
CANH
CANL
GSW
LBE+
LBE–
18 A
15 C
23 C
LBE+
LBE–
Buckle Switch
Q13
Front Seat Airbag Assembly LH
B
W
SB
L
LG
BE
G
Y

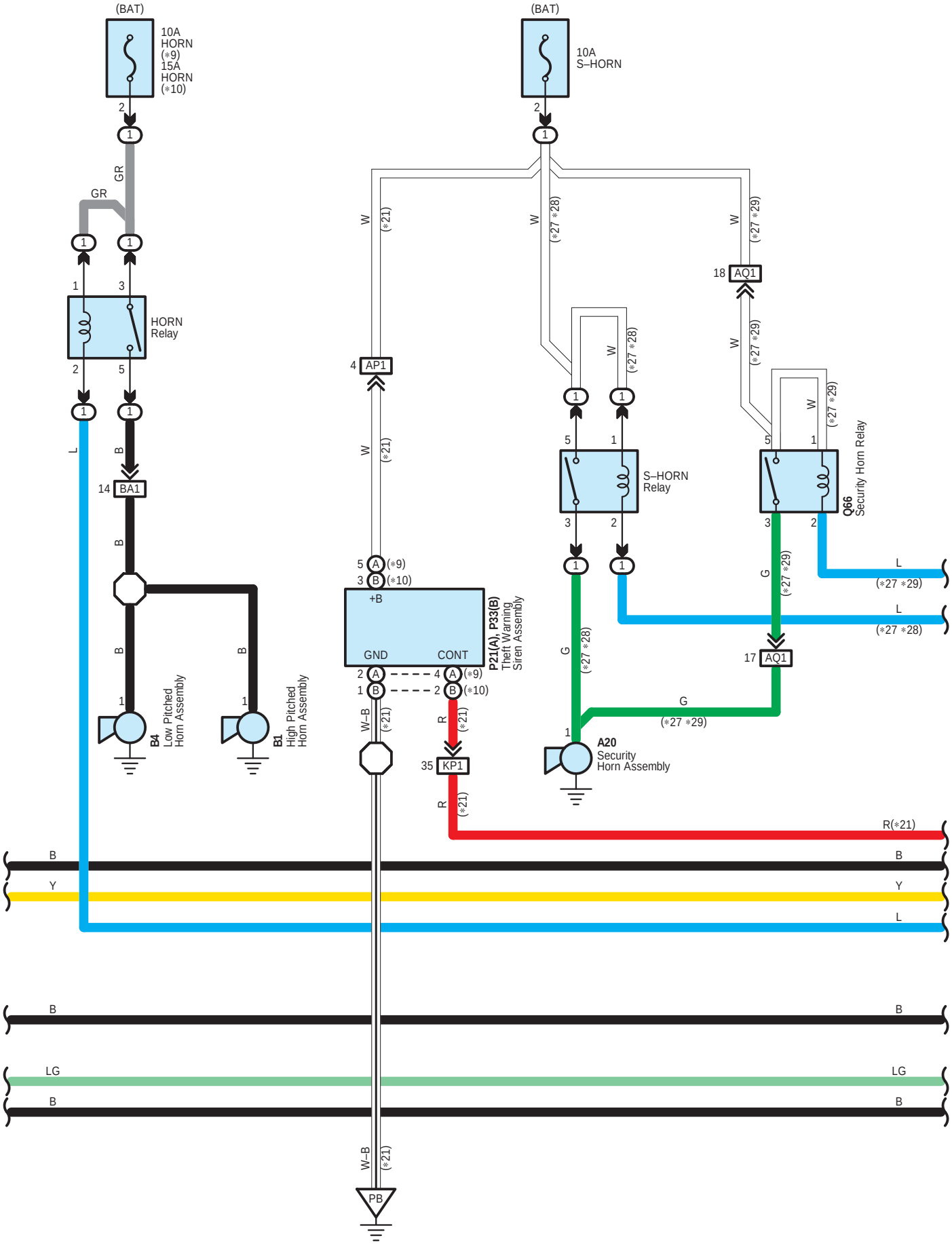
(BAT)
10A
HORN
(*9)
15A
HORN
(*10)
(BAT)
10A
S–HORN
HORN
Relay
S–HORN
Relay
Q66
Security Horn Relay
B4
Low Pitched
Horn Assembly
B1
High Pitched
Horn Assembly
P21(A), P33(B)
Theft Warning
Siren Assembly
A20
Security
Horn Assembly
BA1
AP1
AQ1
KP1
PB
GND
CONT
+B
R(*21)

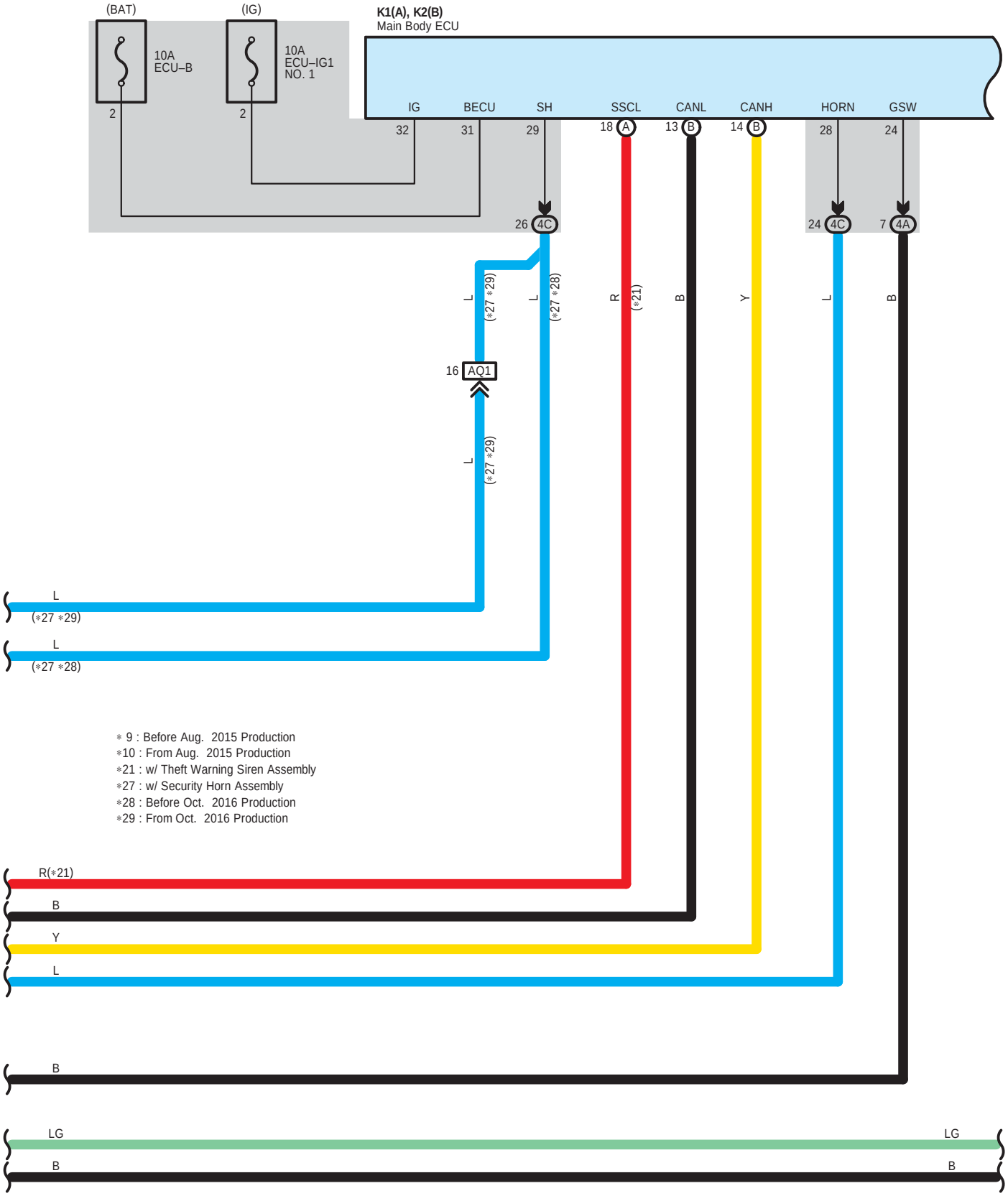
(BAT)
(IG)
10A
ECU–B
10A
ECU–IG1
NO. 1
2
2
K1(A), K2(B)
Main Body ECU
IG
BECU
SH
SSCL
CANL
CANH
HORN
GSW
32
31
29
18 A
13 B
14 B
28
24
26 4C
24 4C
7 4A
L
(*27 *29)
L
(*27 *28)
R
(*21)
B
Y
L
B
16 AQ1
L
(*27 *29)
L
(*27 *29)
L
(*27 *28)
* 9 : Before Aug. 2015 Production
*10 : From Aug. 2015 Production
*21 : w/ Theft Warning Siren Assembly
*27 : w/ Security Horn Assembly
*28 : Before Oct. 2016 Production
*29 : From Oct. 2016 Production
R(*21)
B
Y
L
B
LG
B
LG
B

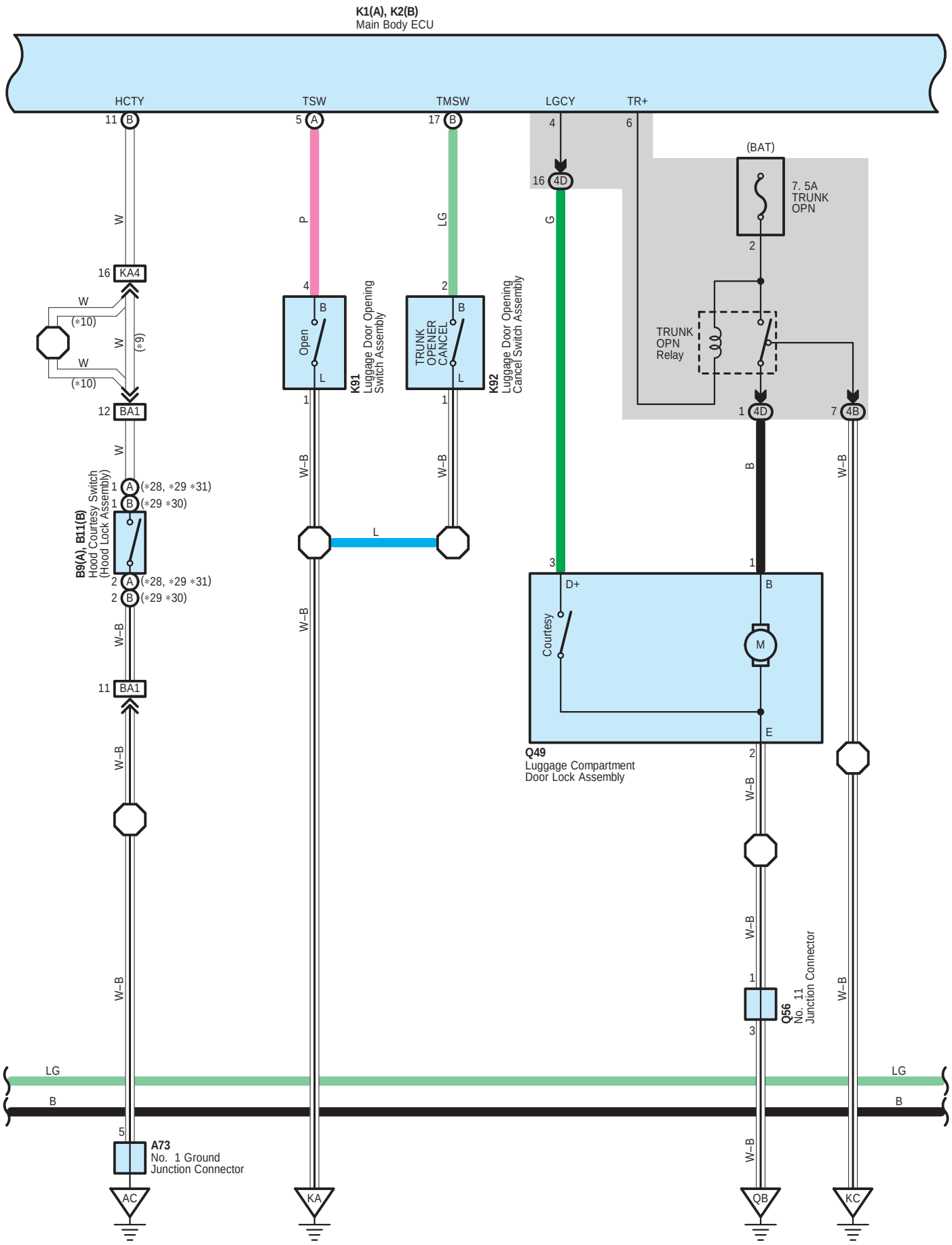
K1(A), K2(B)
Main Body ECU
HCTY
TSW
TMSW
LGCY
TR+
11 B
5 A
17 B
4
6
16 4D
(BAT)
7. 5A
TRUNK
OPN
2
W
P
LG
G
16 KA4
W
(*10)
W
(*9)
W
(*10)
4
B
Open
L
K91
Luggage Door Opening
Switch Assembly
2
B
TRUNK
OPENER
CANCEL
L
K92
Luggage Door Opening
Cancel Switch Assembly
TRUNK
OPN
Relay
12 BA1
1
1
1 4D
7 4B
W
W–B
W–B
B
W–B
B9(A), B11(B)
Hood Courtesy Switch
(Hood Lock Assembly)
1 A (*28, *29 *31)
1 B (*29 *30)
L
2 A (*28, *29 *31)
2 B (*29 *30)
3
1
D+
B
Courtesy
M
E
W–B
W–B
11 BA1
Q49
Luggage Compartment
Door Lock Assembly
2
W–B
W–B
W–B
1
3
Q56
No. 11
Junction Connector
W–B
W–B
LG
B
LG
B
5
A73
No. 1 Ground
Junction Connector
W–B
AC
KA
QB
KC

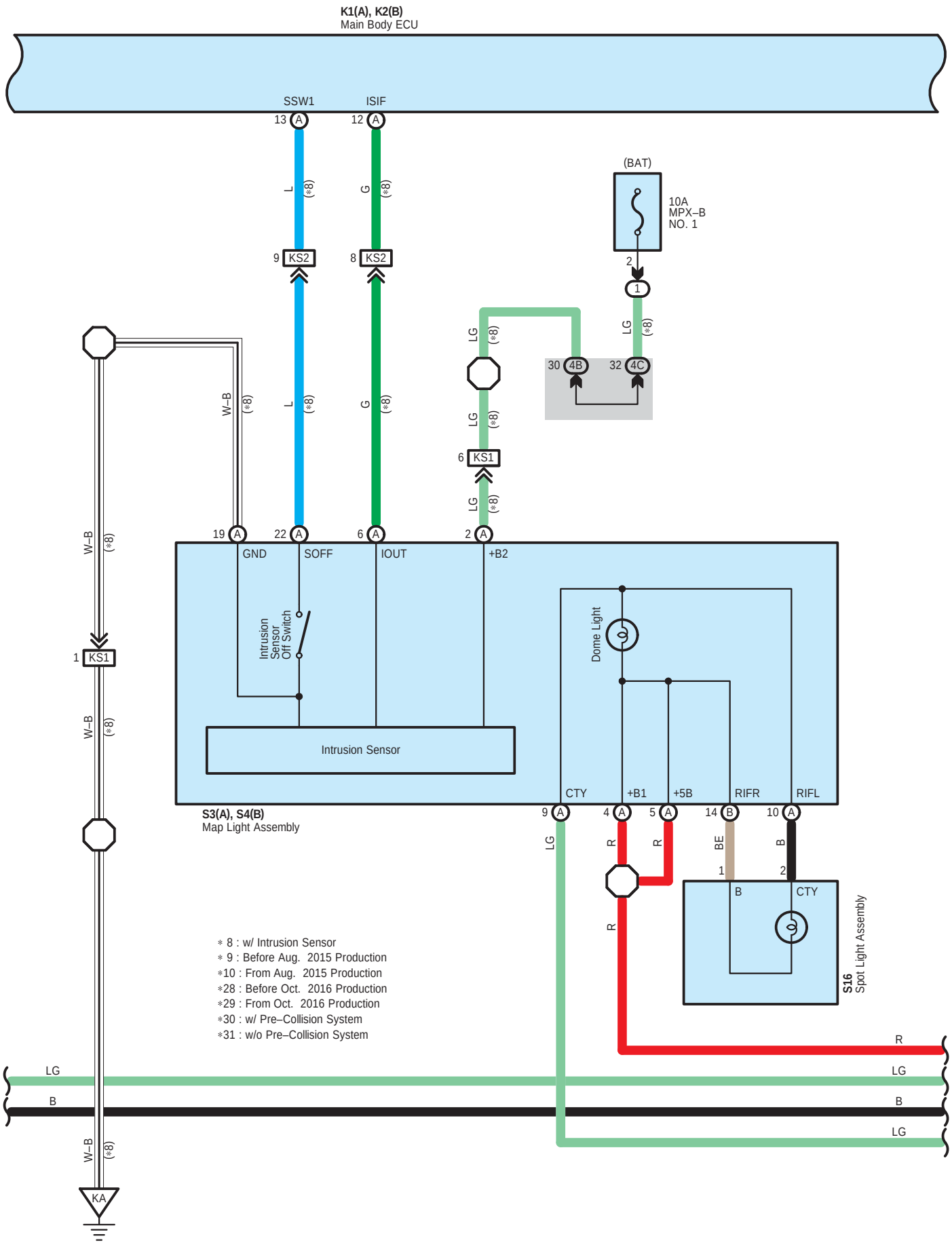
K1(A), K2(B)
Main Body ECU
SSW1
ISIF
13 A
12 A
L
G
(*8)
9 KS2
8 KS2
(BAT)
10A
MPX–B
NO. 1
2
1
LG
30 4B
32 4C
6 KS1
W–B
19 A
22 A
6 A
2 A
GND
SOFF
IOUT
+B2
Intrusion Sensor Off Switch
Dome Light
Intrusion Sensor
1 KS1
CTY
+B1
+5B
RIFR
RIFL
S3(A), S4(B)
Map Light Assembly
9 A
4 A
5 A
14 B
10 A
R
BE
B
1
2
CTY
S16
Spot Light Assembly
KA
∗ 8 : w/ Intrusion Sensor
∗ 9 : Before Aug. 2015 Production
∗10 : From Aug. 2015 Production
∗28 : Before Oct. 2016 Production
∗29 : From Oct. 2016 Production
∗30 : w/ Pre–Collision System
∗31 : w/o Pre–Collision System

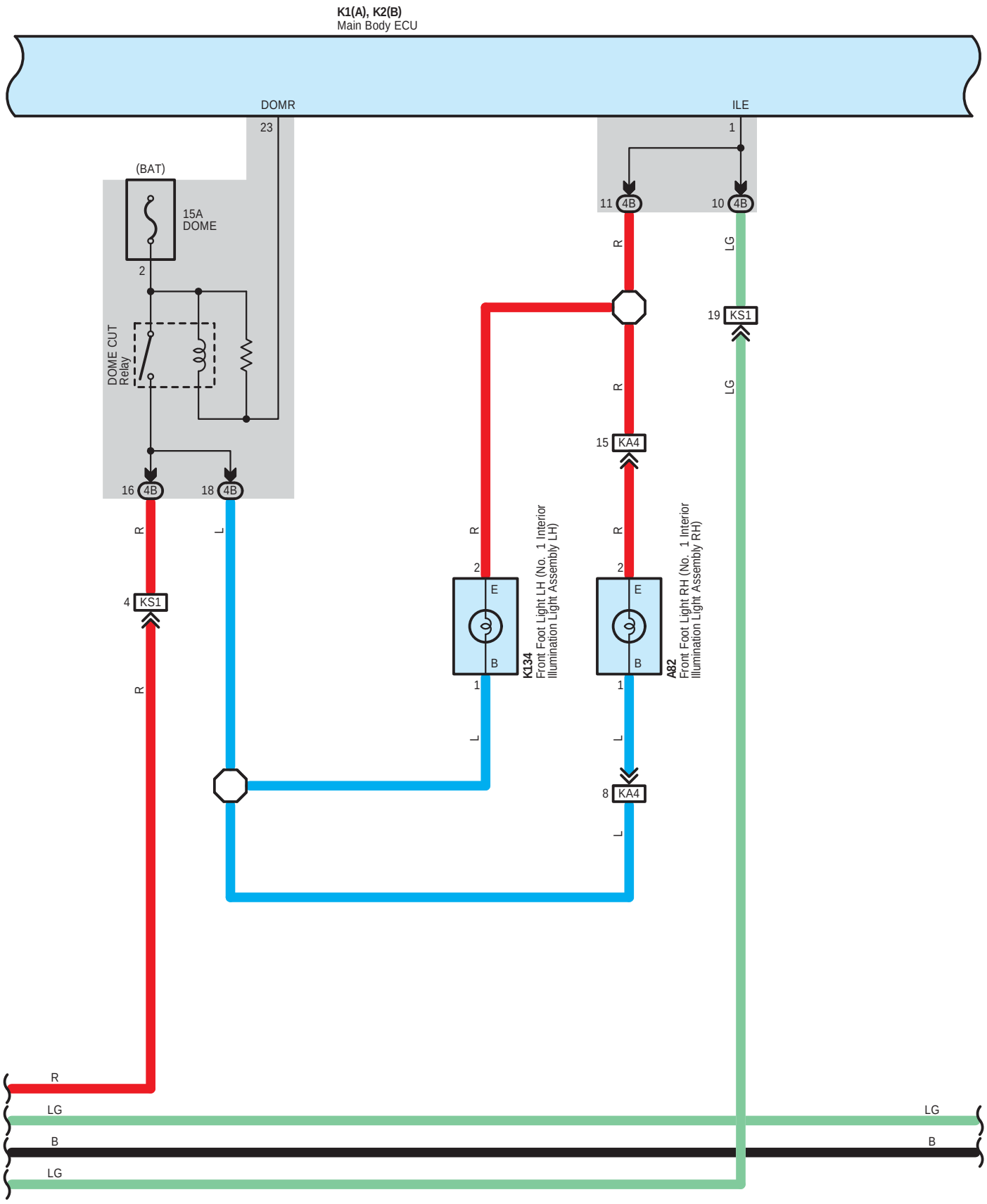
K1(A), K2(B)
Main Body ECU
DOMR
23
ILE
1
(BAT)
15A
DOME
2
DOME CUT
Relay
16 4B
18 4B
11 4B
10 4B
R
LG
19 KS1
15 KA4
4 KS1
L
2
E
B
1
K134
Front Foot Light LH (No. 1 Interior
Illumination Light Assembly LH)
A82
Front Foot Light RH (No. 1 Interior
Illumination Light Assembly RH)
8 KA4
R
LG
B
LG

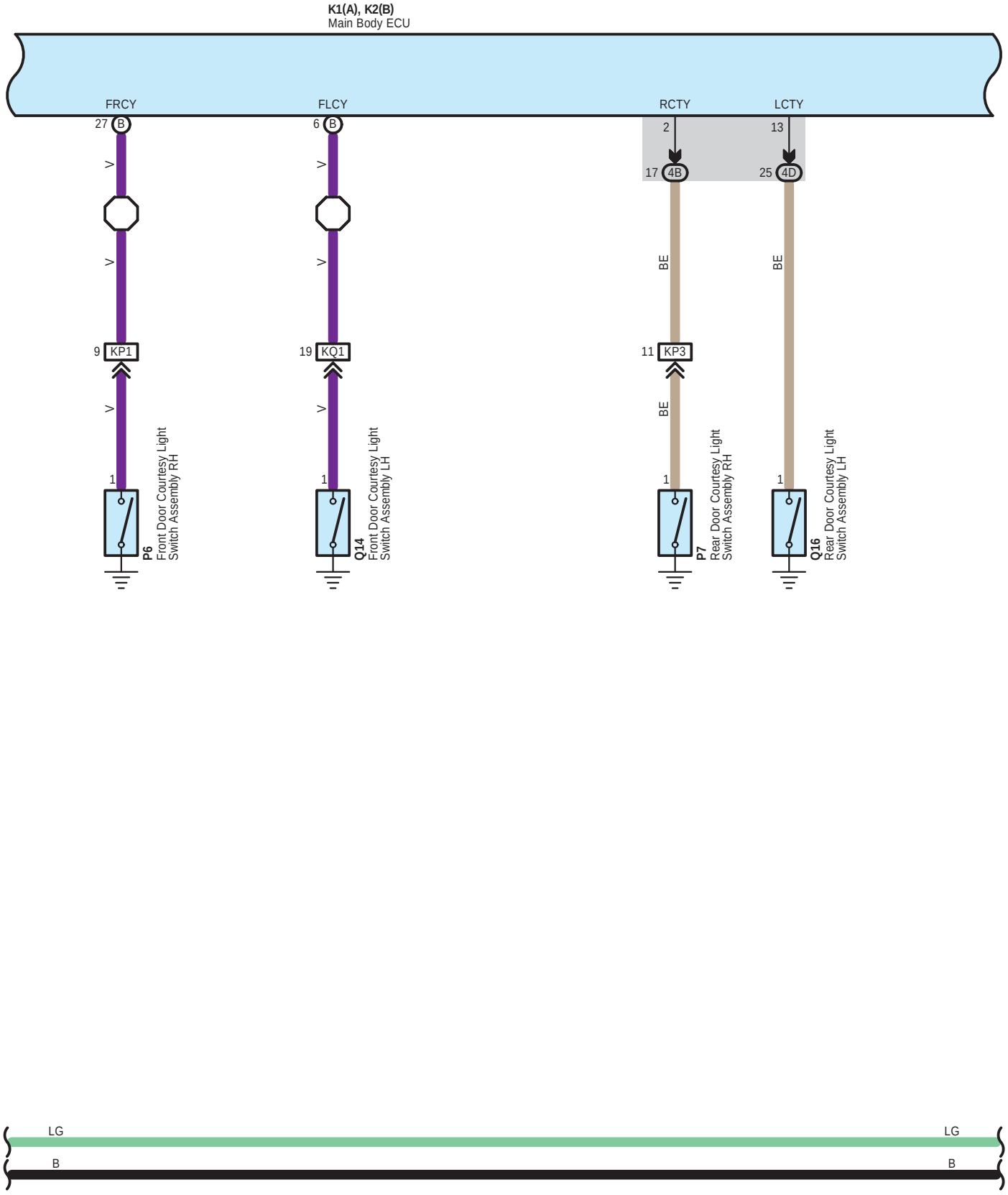
K1(A), K2(B)
Main Body ECU
FRCY
FLCY
RCTY
LCTY
27 B
6 B
2
13
17 4B
25 4D
V
BE
9 KP1
19 KQ1
11 KP3
1
P6
Front Door Courtesy Light Switch Assembly RH
Q14
Front Door Courtesy Light Switch Assembly LH
P7
Rear Door Courtesy Light Switch Assembly RH
Q16
Rear Door Courtesy Light Switch Assembly LH
LG
B

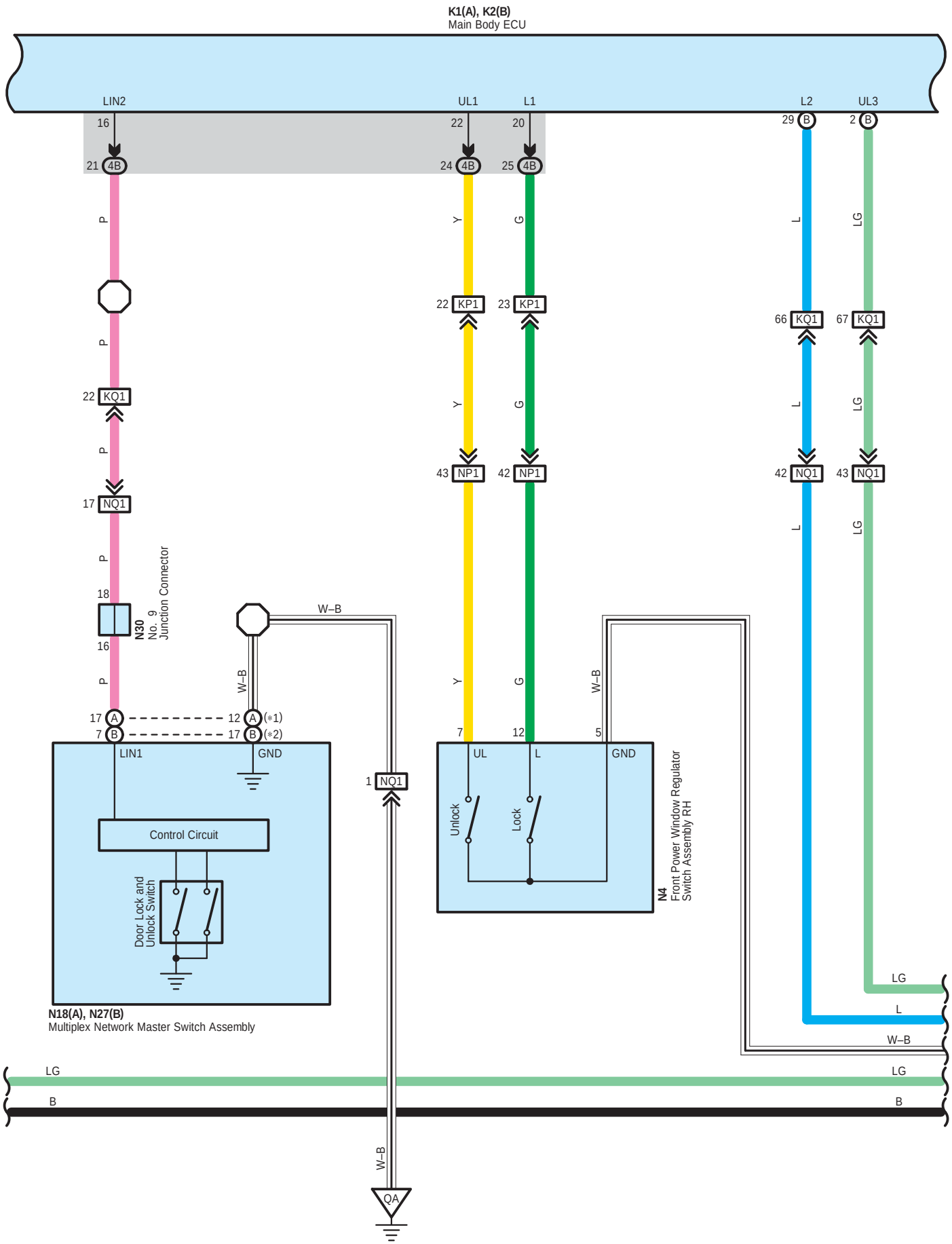
K1(A), K2(B)
Main Body ECU
LIN2
UL1
L1
L2
UL3
16
22
20
29 B
2 B
21 4B
24 4B
25 4B
P
Y
G
L
LG
22 KP1
23 KP1
66 KQ1
67 KQ1
22 KQ1
43 NP1
42 NP1
42 NQ1
43 NQ1
17 NQ1
18
16
N30
No. 9
Junction Connector
W–B
17 A
7 B
12 A (*1)
17 B (*2)
LIN1
GND
Control Circuit
Door Lock and
Unlock Switch
N18(A), N27(B)
Multiplex Network Master Switch Assembly
1 NQ1
7
12
5
UL
L
GND
Unlock
Lock
N4
Front Power Window Regulator
Switch Assembly RH
LG
L
W–B
B
QA

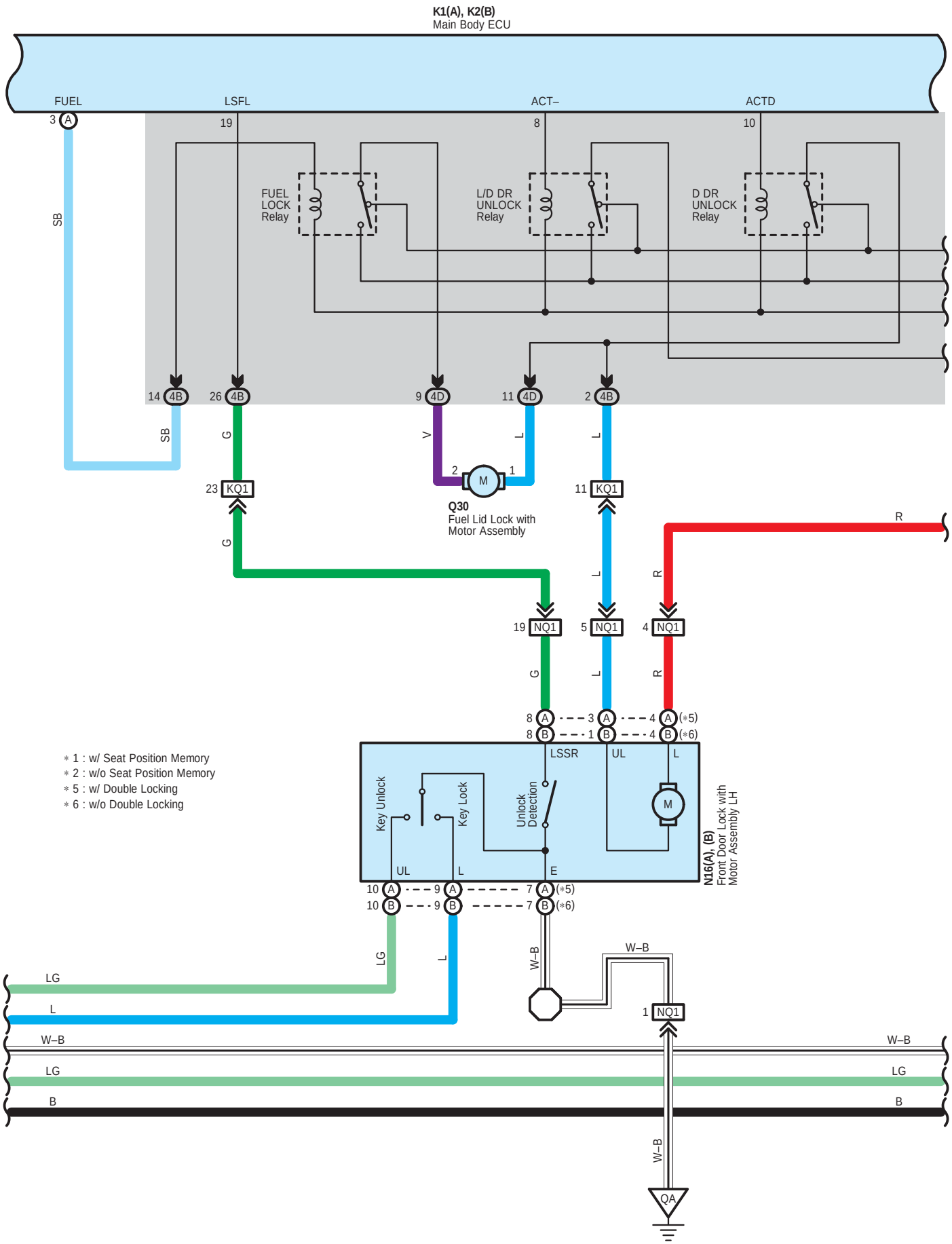
K1(A), K2(B)
Main Body ECU
FUEL
LSFL
ACT–
ACTD
3 A
19
8
10
FUEL LOCK Relay
L/D DR UNLOCK Relay
D DR UNLOCK Relay
SB
14 4B
26 4B
9 4D
11 4D
2 4B
SB
G
V
L
L
2
M
1
23 KQ1
11 KQ1
Q30
Fuel Lid Lock with Motor Assembly
R
G
L
R
19 NQ1
5 NQ1
4 NQ1
G
L
R
8 A
8 B
3 A
1 B
4 A (*5)
4 B (*6)
LSSR
UL
L
Key Unlock
Key Lock
Unlock Detection
M
UL
L
E
10 A
10 B
9 A
9 B
7 A (*5)
7 B (*6)
N16(A), (B)
Front Door Lock with Motor Assembly LH
* 1 : w/ Seat Position Memory
* 2 : w/o Seat Position Memory
* 5 : w/ Double Locking
* 6 : w/o Double Locking
LG
L
W–B
W–B
1 NQ1
LG
L
W–B
W–B
LG
LG
B
B
W–B
QA

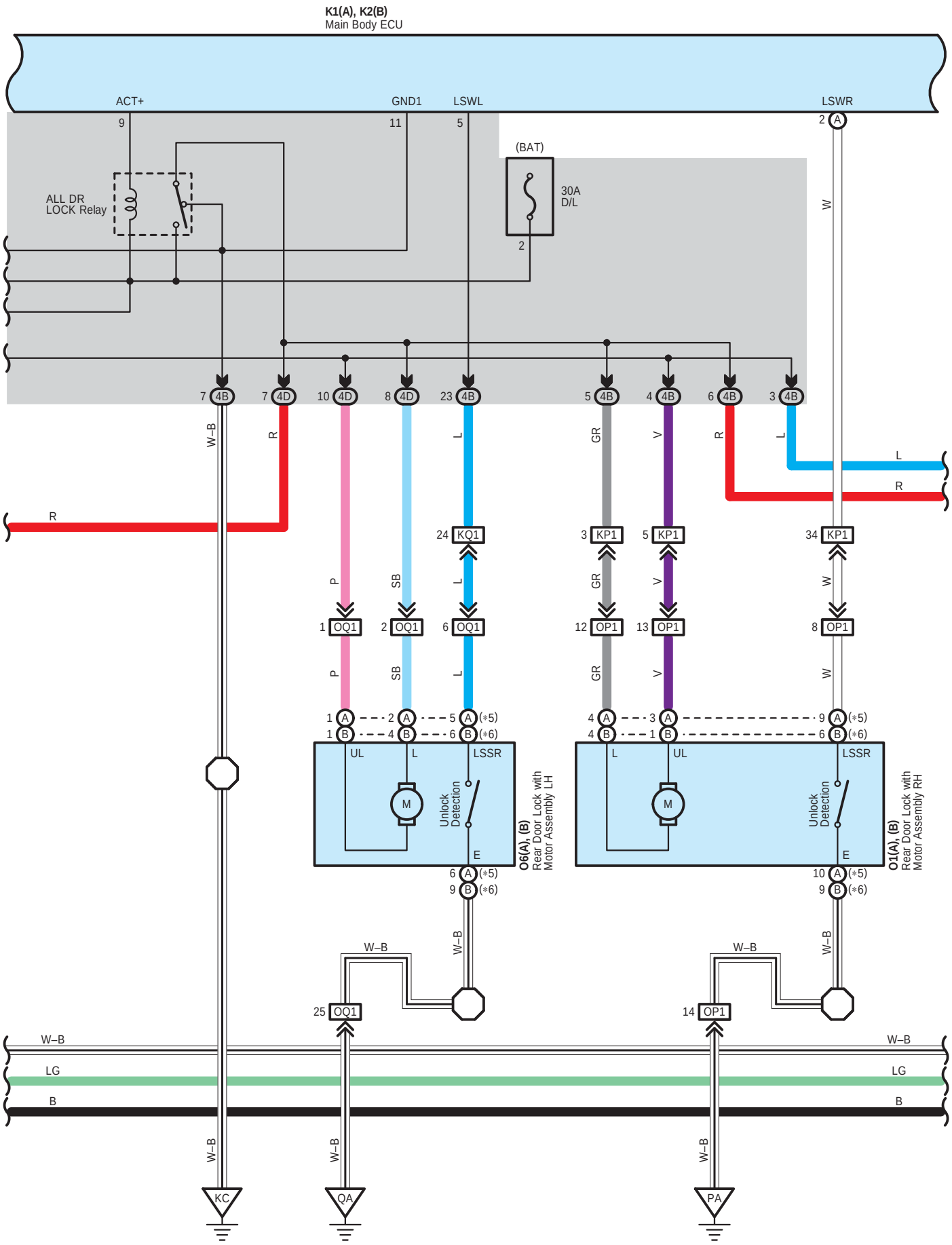
K1(A), K2(B)
Main Body ECU
ACT+
GND1
LSWL
LSWR
ALL DR
LOCK Relay
(BAT)
30A
D/L
O6(A), (B)
Rear Door Lock with
Motor Assembly LH
O1(A), (B)
Rear Door Lock with
Motor Assembly RH
Unlock
Detection
UL
LSSR
KQ1
KP1
OQ1
OP1
KC
QA
PA

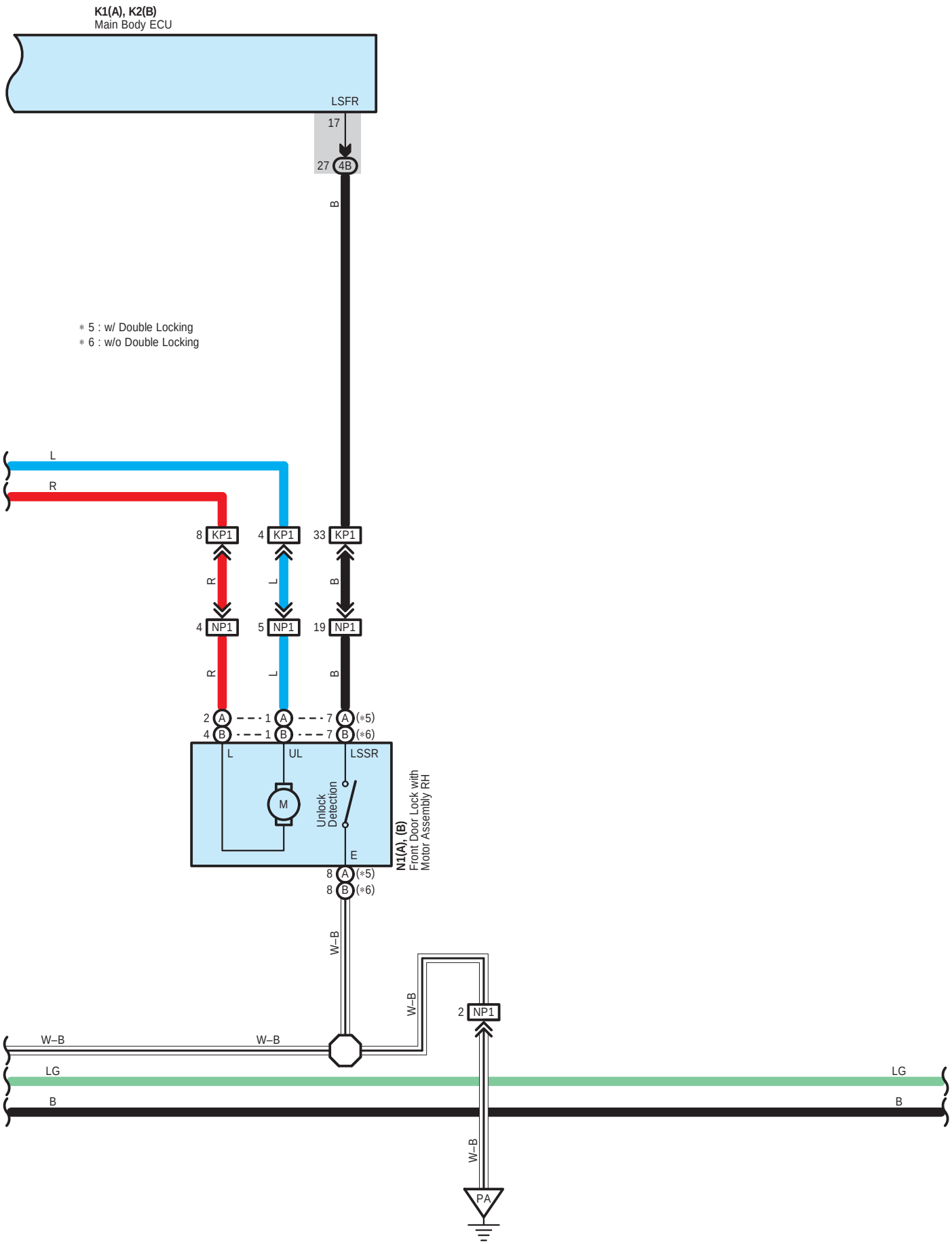
K1(A), K2(B)
Main Body ECU
LSFR
17
27
4B
B
∗ 5 : w/ Double Locking
∗ 6 : w/o Double Locking
L
R
8 KP1
4 KP1
33 KP1
R
L
B
4 NP1
5 NP1
19 NP1
R
L
B
2 A
4 B
1 A
1 B
7 A (∗5)
7 B (∗6)
L
UL
LSSR
M
Unlock Detection
E
N1(A), (B)
Front Door Lock with Motor Assembly RH
8 A (∗5)
8 B (∗6)
W–B
W–B
2 NP1
W–B
W–B
LG
LG
B
B
W–B
PA

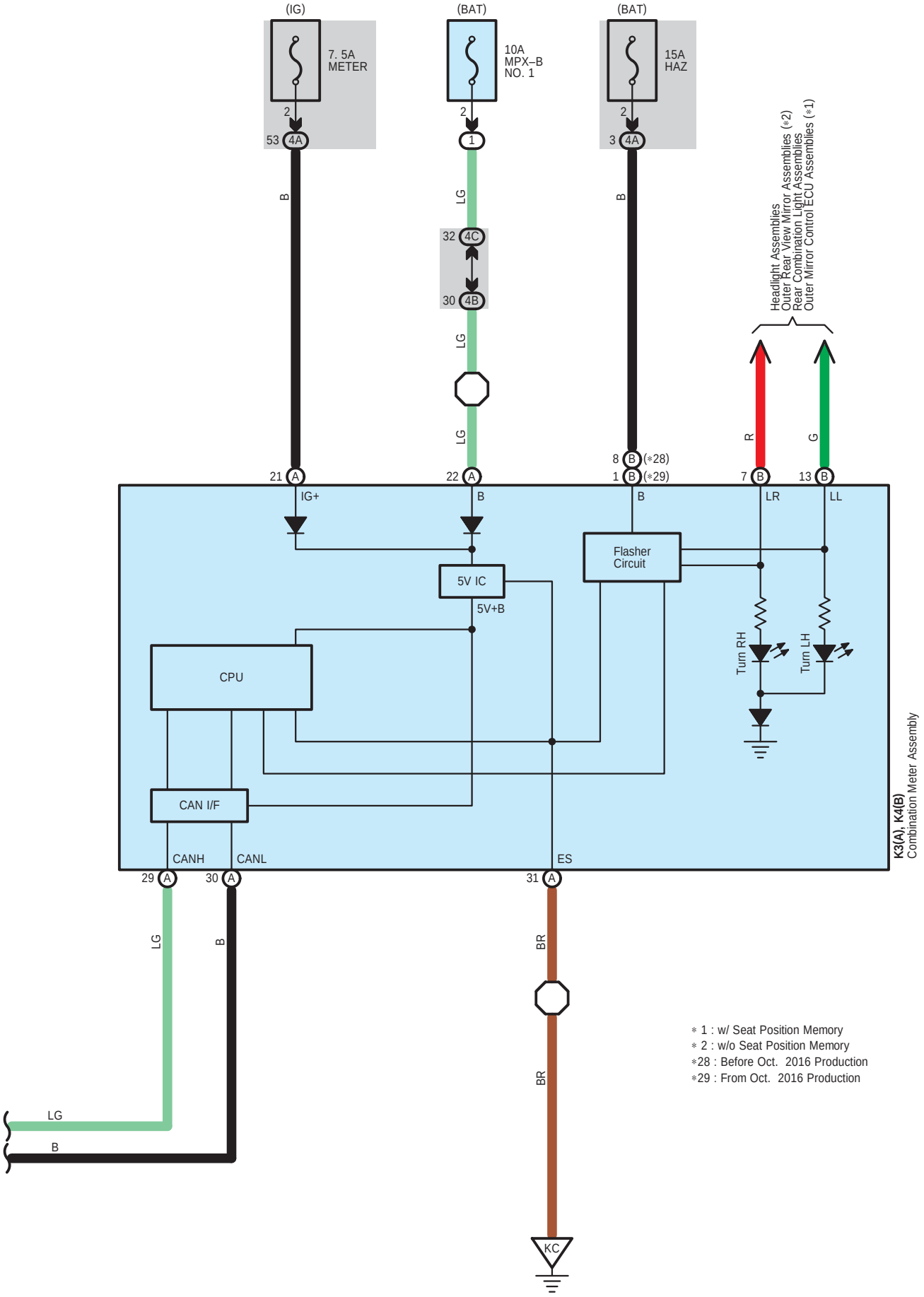
(IG)
7. 5A
METER
(BAT)
10A
MPX–B
NO. 1
(BAT)
15A
HAZ
53 4A
32 4C
30 4B
3 4A
Headlight Assemblies
Outer Rear View Mirror Assemblies (*2)
Rear Combination Light Assemblies
Outer Mirror Control ECU Assemblies (*1)
21 A
22 A
8 B (*28)
1 B (*29)
7 B
13 B
IG+
B
B
LR
LL
Flasher
Circuit
5V IC
5V+B
CPU
Turn RH
Turn LH
CAN I/F
CANH
CANL
ES
29 A
30 A
31 A
K3(A), K4(B)
Combination Meter Assembly
KC
* 1 : w/ Seat Position Memory
* 2 : w/o Seat Position Memory
*28 : Before Oct. 2016 Production
*29 : From Oct. 2016 Production

A20
Black

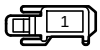

90980-10619

A25
Gray

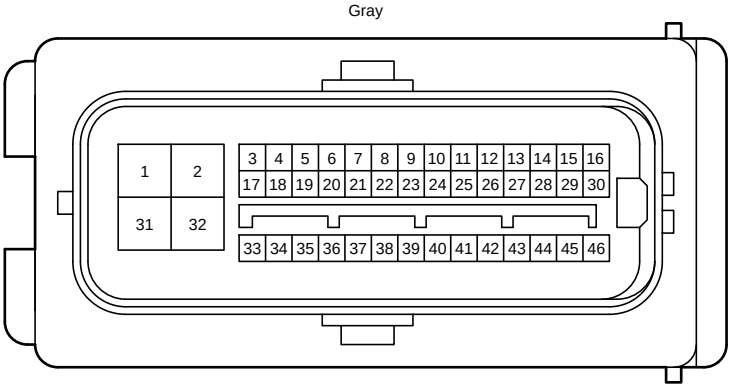

90980-12426

A73
White

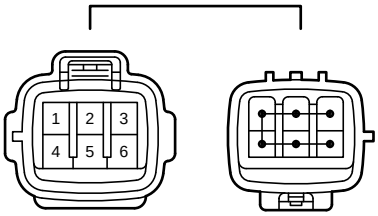

90980-11194

A82
White



90980-11148

B1
Gray

90980-10619

B4
Black

90980-10619

B9
Black



90980-11002

B11
Black



90980-11002

K1
White

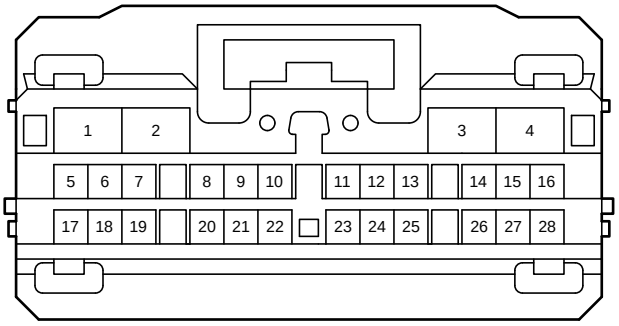

90980-12908

K2
White

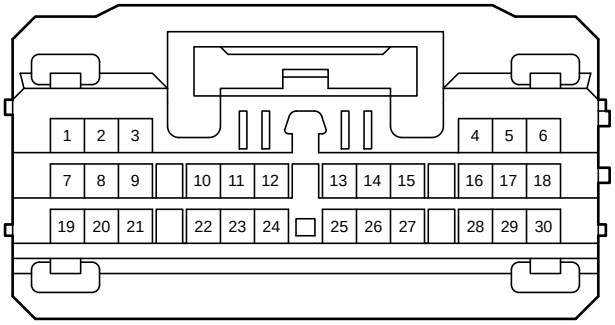

90980-12909

K3
Black

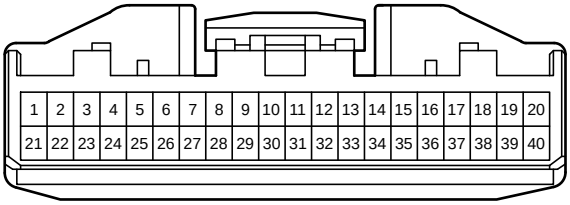

90980-12557

K4
Black

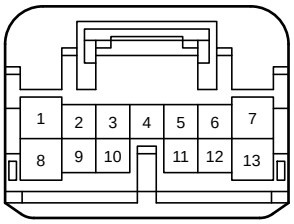

90980-12767

K7
White

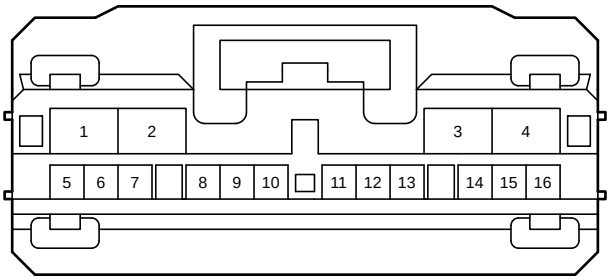

90980-12763

K8
Black

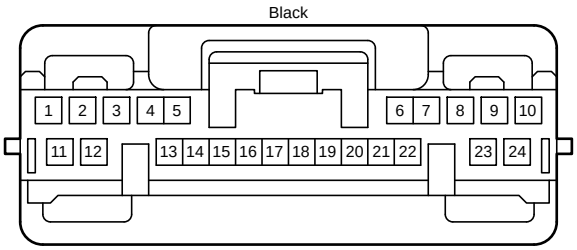

90980-12912

K33
Gray

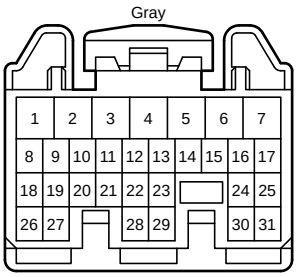

90980-12431

K51
Yellow

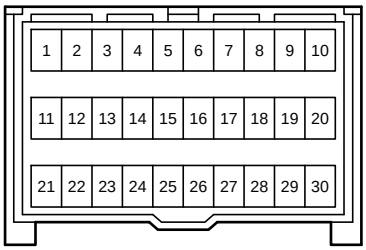

90980-12391

K65
Black



90980-12553

K91
Gray

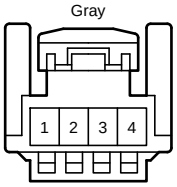

90980-12876

K92
Blue

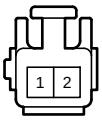

90980-10825

K109
White

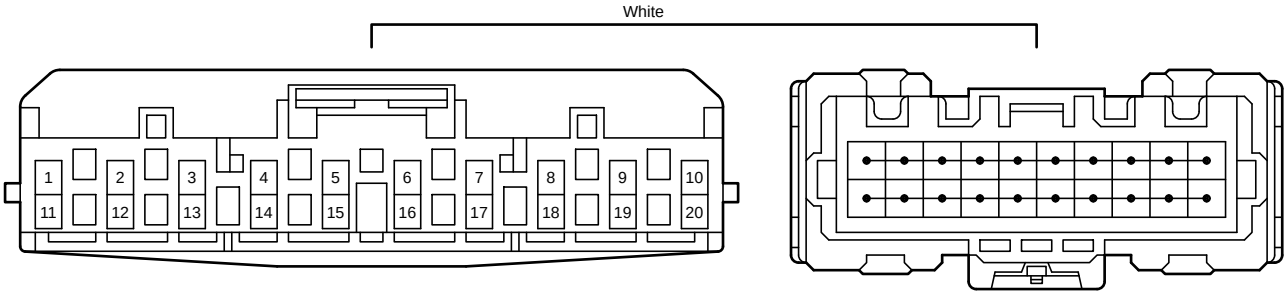

90980-12A58

K110
White

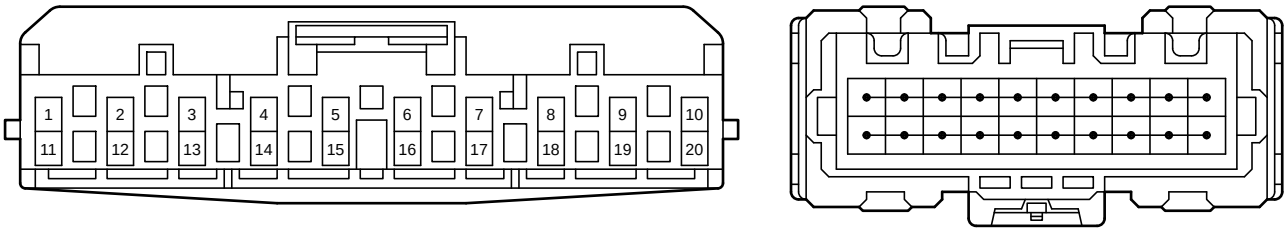

90980-12A58

K134
White



90980-11148

K136
Black

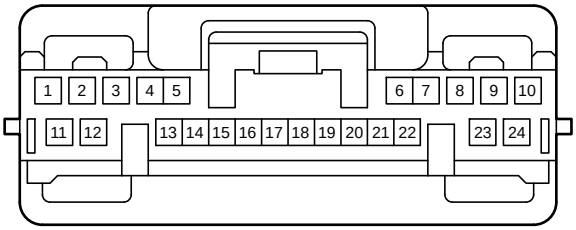

90980-12912

K137
Black

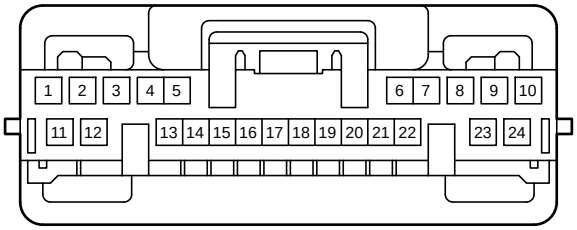

90980-12A42

K142
Gray

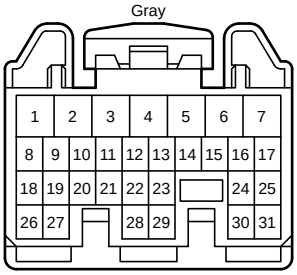

90980-12431

N1
White

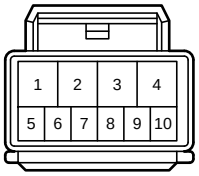

90980-12226

N4
White



90980-12552
(Before Aug. 2015 Production)

N4
Gray

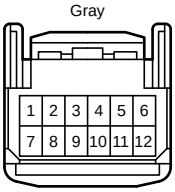

90980-12552
(From Aug. 2015 Production)

N16
White

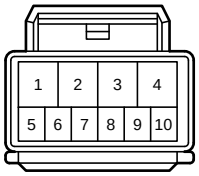

90980-12226

N18
White

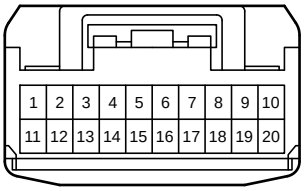

90980-12460

N27
Black

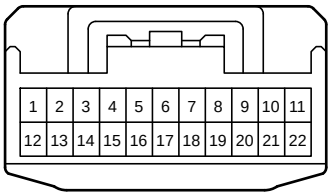

90980-12372

N30
White

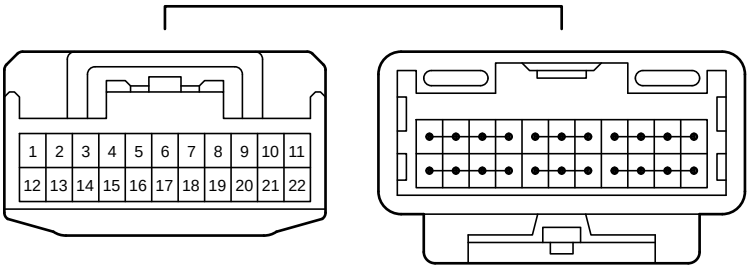

90980-12372

O1
White

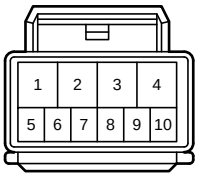

90980-12226

O6
White

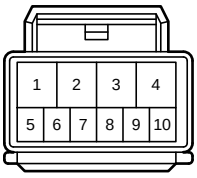

90980-12226

P6
Black

90980-10871

P7
White

90980-10871

P21
Black

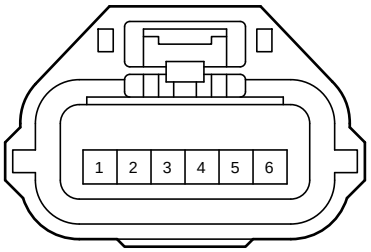

82824-53030

P33
Black

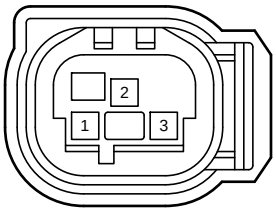

90080-98237

Q9
Yellow

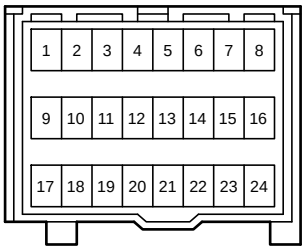

90980-12390

Q13
Gray

90980-10942

Q14
Black

90980-10871

Q16
White

90980-10871

Q30
Black

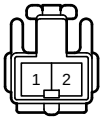

90980-10860

Q37
White

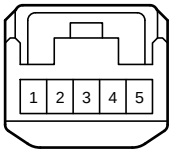

90980-12366

Q38
White



90980-12552

Q48
Black

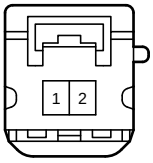

90980-12808

Q49
Black



90980-10908

Q56
Black

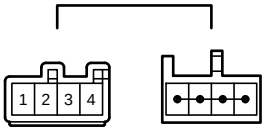

90980-11398

Q66
White

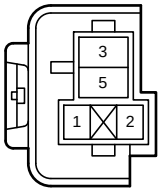

82660-20340

S3
White

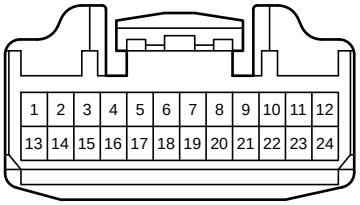

90980-12554

S4
White

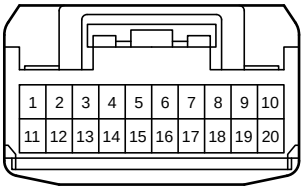

90980-12460

S16
White

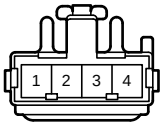

90980-11013

4A
White

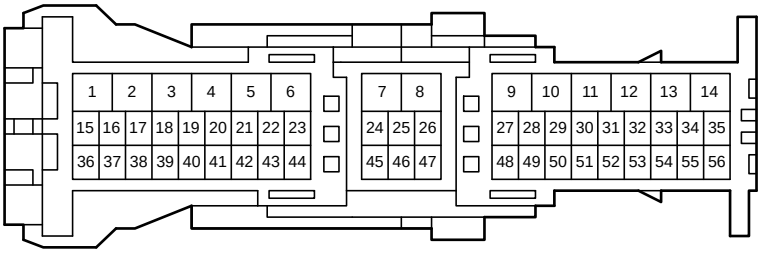

90980-12943

4B
White

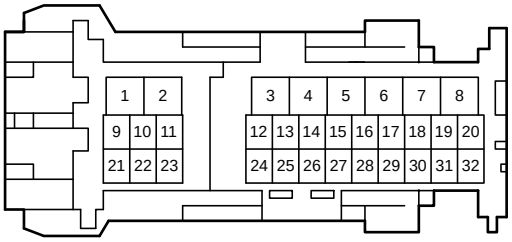

90980-12A48

4C
White

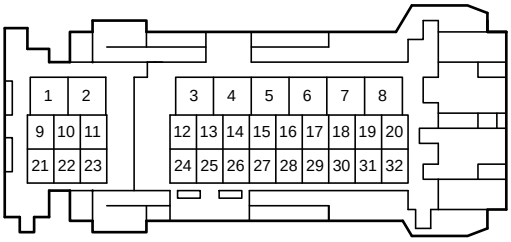

90980-12A47

4D
White

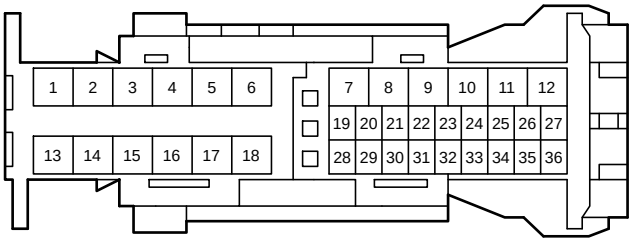

90980-12944

AP1
White

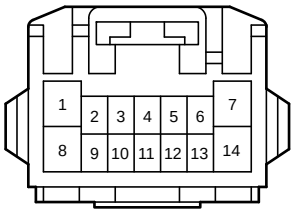

82824-53090

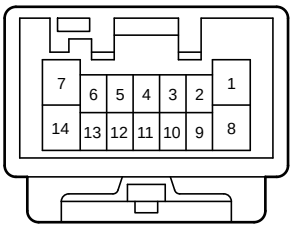

82824-53080

AQ1
White

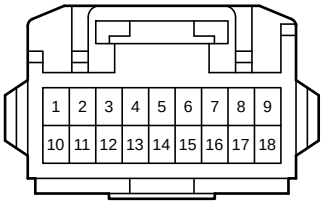

82824-53070

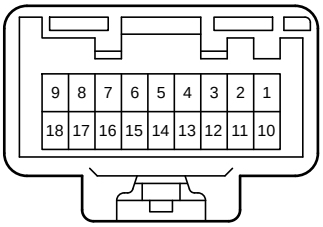

82824-53060

BA1
White

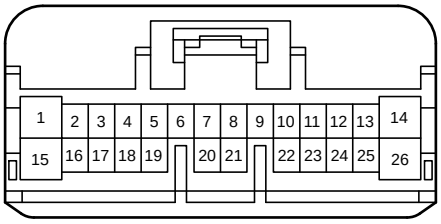

90980-12771

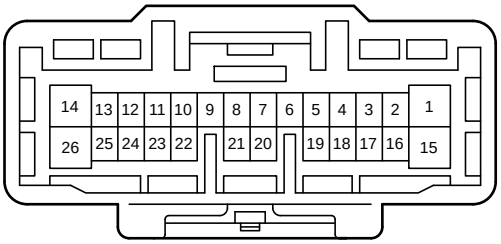

90980-12770

KA2
White

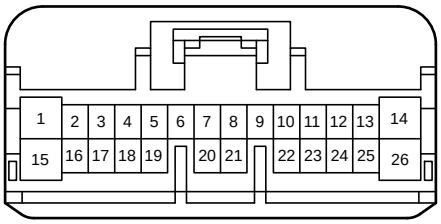

90980-12771

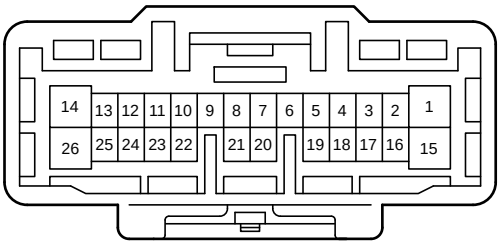

90980-12770

KA4
White

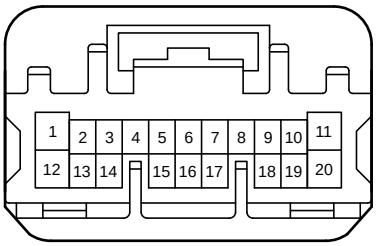

90980-12741

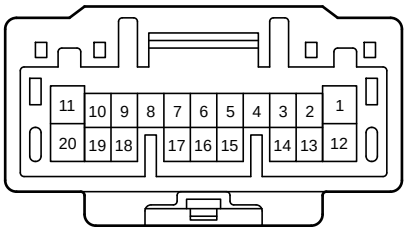

90980-12740

KP1
White

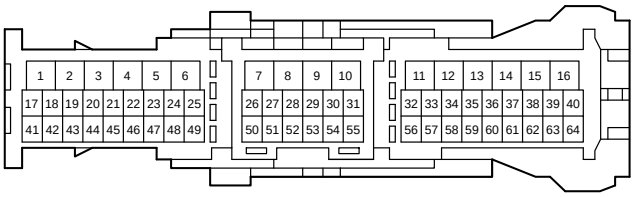

90980-12774

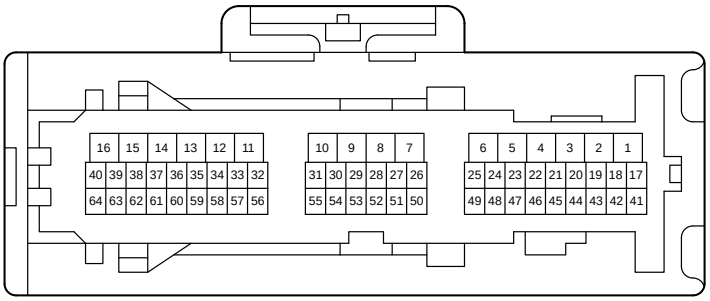

90980-12798

KP3
White

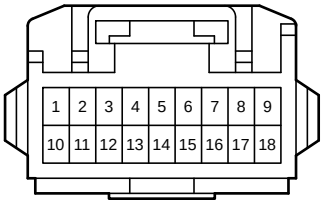

82824-53070

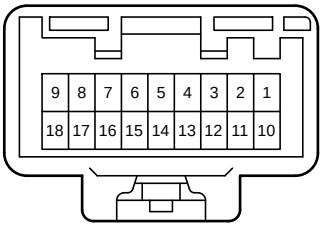

82824-53060

KQ1
White

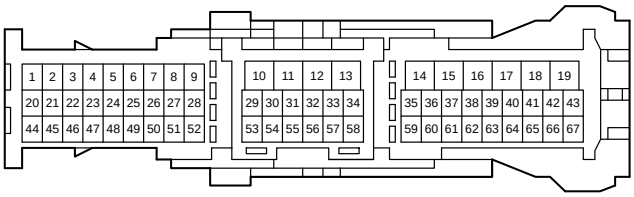

90980-12783

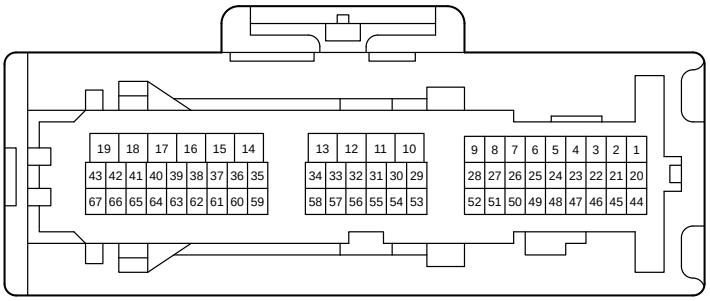

90980-12800

KQ2
White

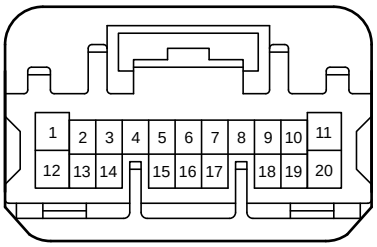

90980-12741

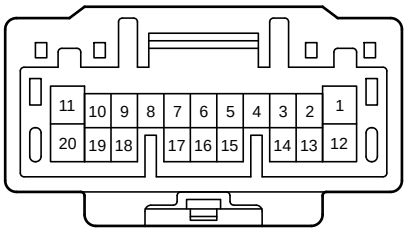

90980-12740

KS1
White

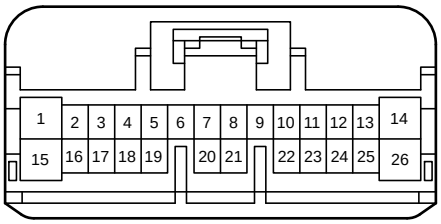

90980-12771

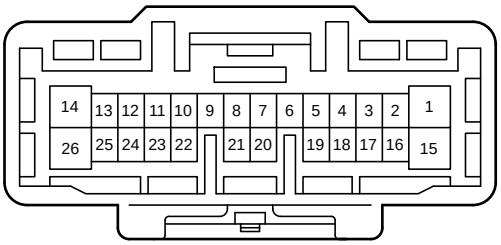

90980-12770

KS2
White

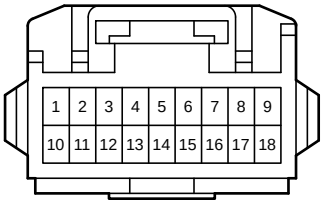

82824-53070

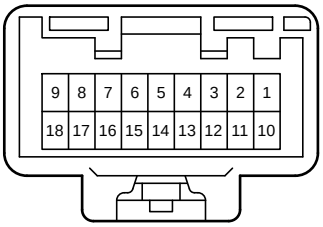

82824-53060

NP1
Yellow

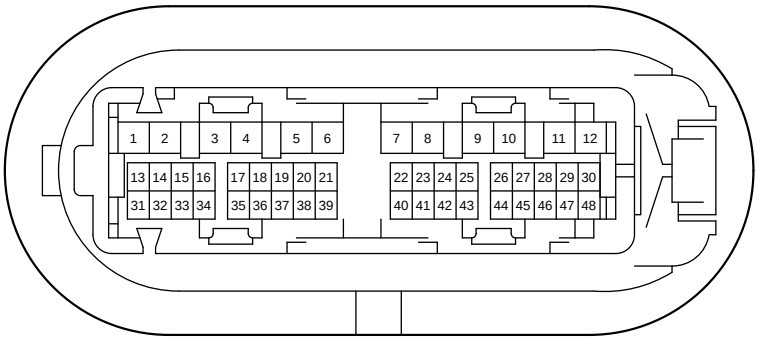

90980-12A09

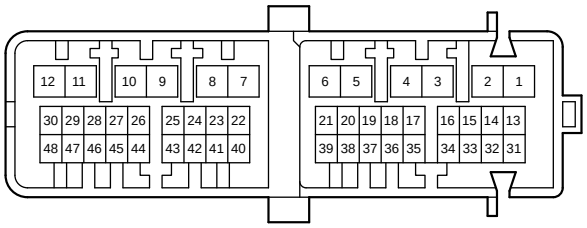

90980-12A06

NQ1
Yellow

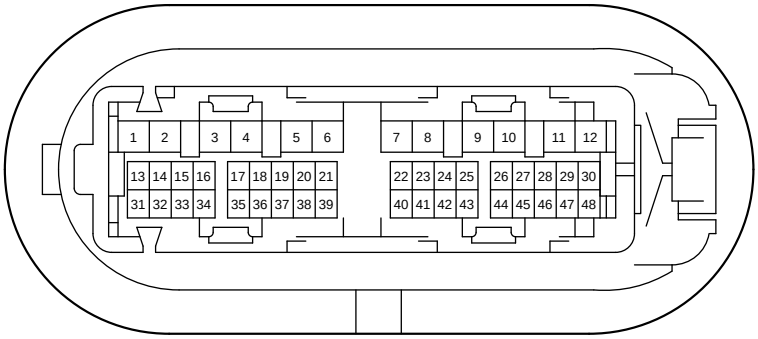

90980-12A09

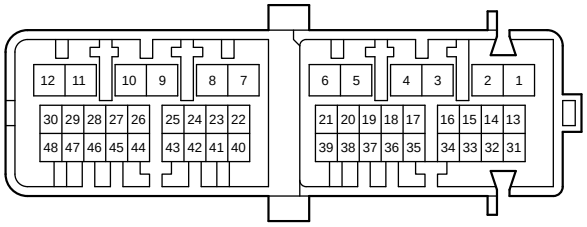

90980-12A06

OP1
White

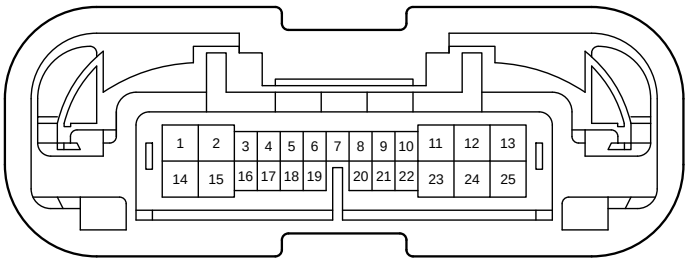

90980-12802

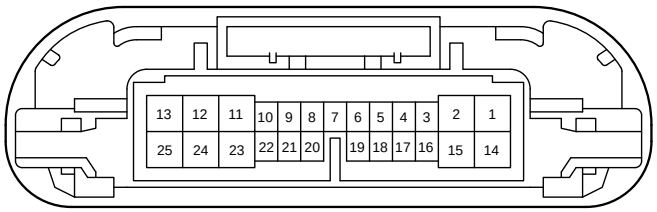

90980-12801

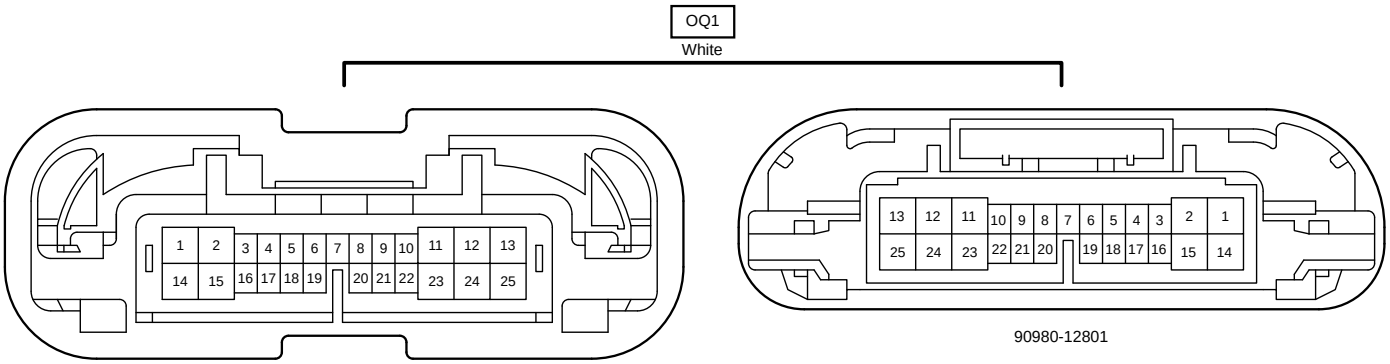

90980-12802

90980-12801