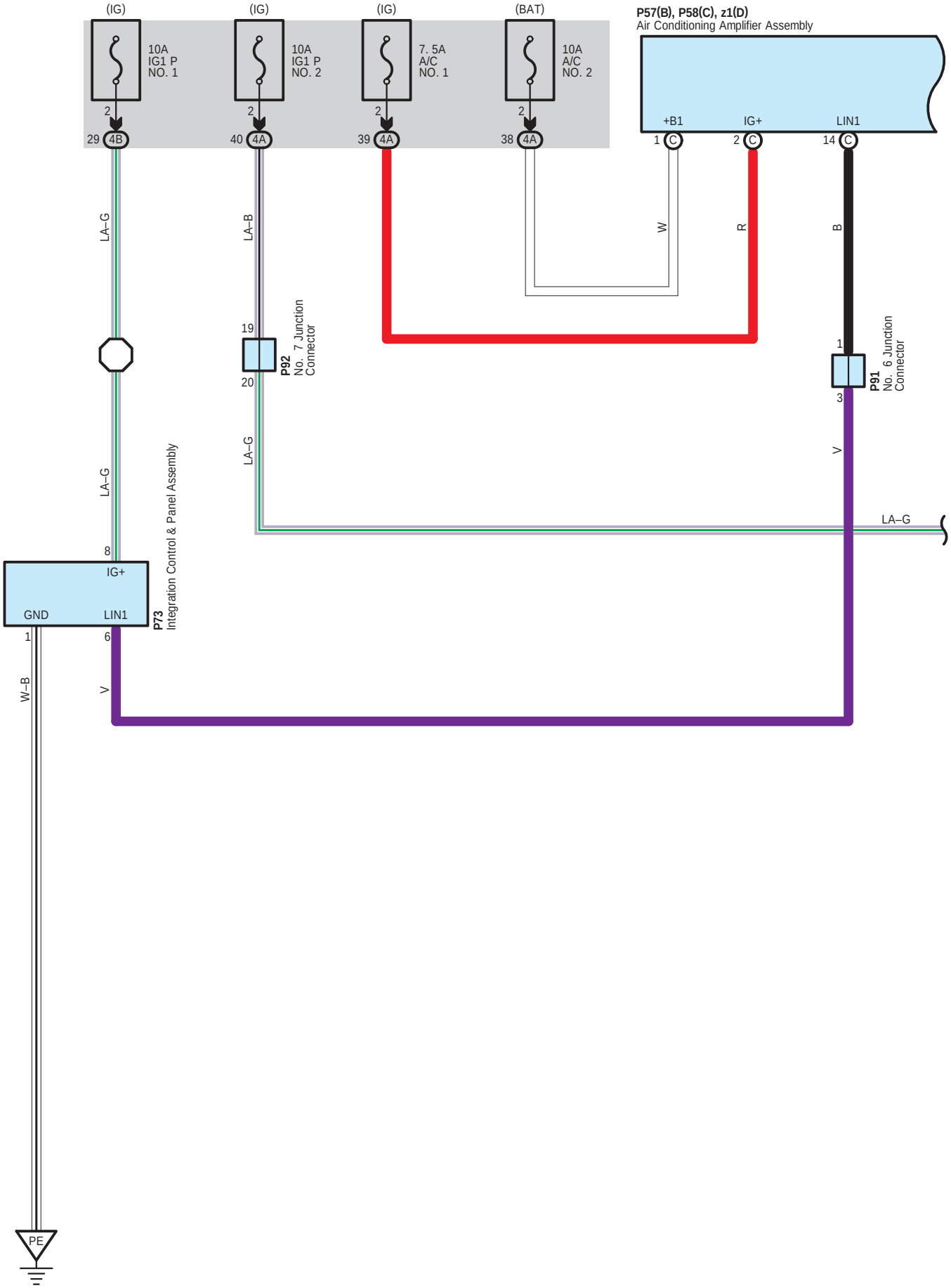
(IG)
10A
IG1 P
NO. 1
(IG)
10A
IG1 P
NO. 2
(IG)
7. 5A
A/C
NO. 1
(BAT)
10A
A/C
NO. 2
P57(B), P58(C), z1(D)
Air Conditioning Amplifier Assembly
+B1
IG+
LIN1
LA–G
LA–B
W
R
B
P92
No. 7 Junction
Connector
P91
No. 6 Junction
Connector
V
LA–G
IG+
GND
LIN1
P73
Integration Control & Panel Assembly
W–B
PE

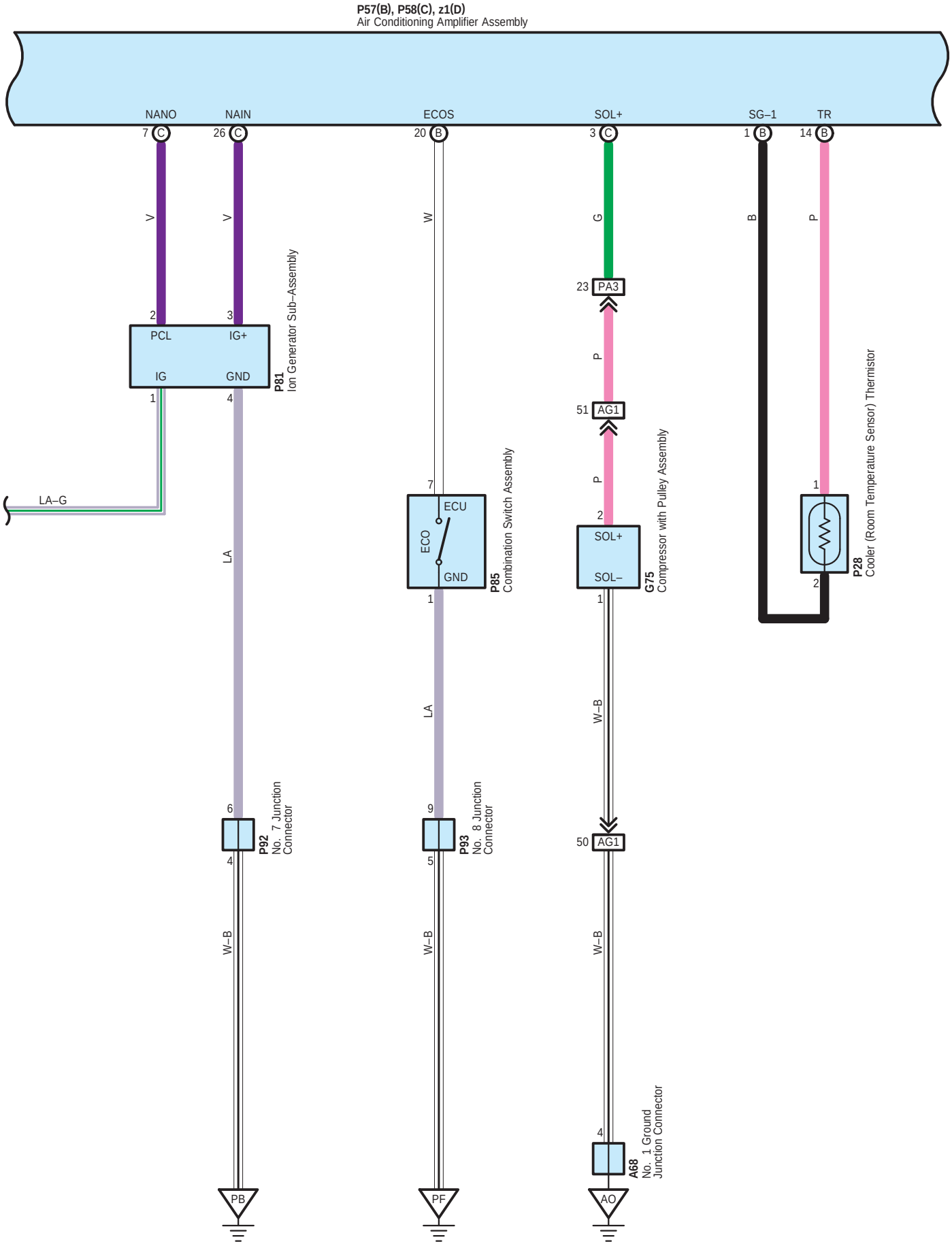
P57(B), P58(C), z1(D)
Air Conditioning Amplifier Assembly
NANO
NAIN
ECOS
SOL+
SG–1
TR
7 C
26 C
20 B
3 C
1 B
14 B
V
V
W
G
B
P
2
3
PCL
IG+
IG
GND
1
4
P81
Ion Generator Sub–Assembly
LA–G
LA
6
4
P92
No. 7 Junction Connector
W–B
PB
7
ECU
ECO
GND
1
P85
Combination Switch Assembly
LA
9
5
P93
No. 8 Junction Connector
W–B
PF
23 PA3
P
51 AG1
P
2
SOL+
SOL–
1
G75
Compressor with Pulley Assembly
W–B
50 AG1
W–B
4
A68
No. 1 Ground Junction Connector
AO
1
2
P28
Cooler (Room Temperature Sensor) Thermistor

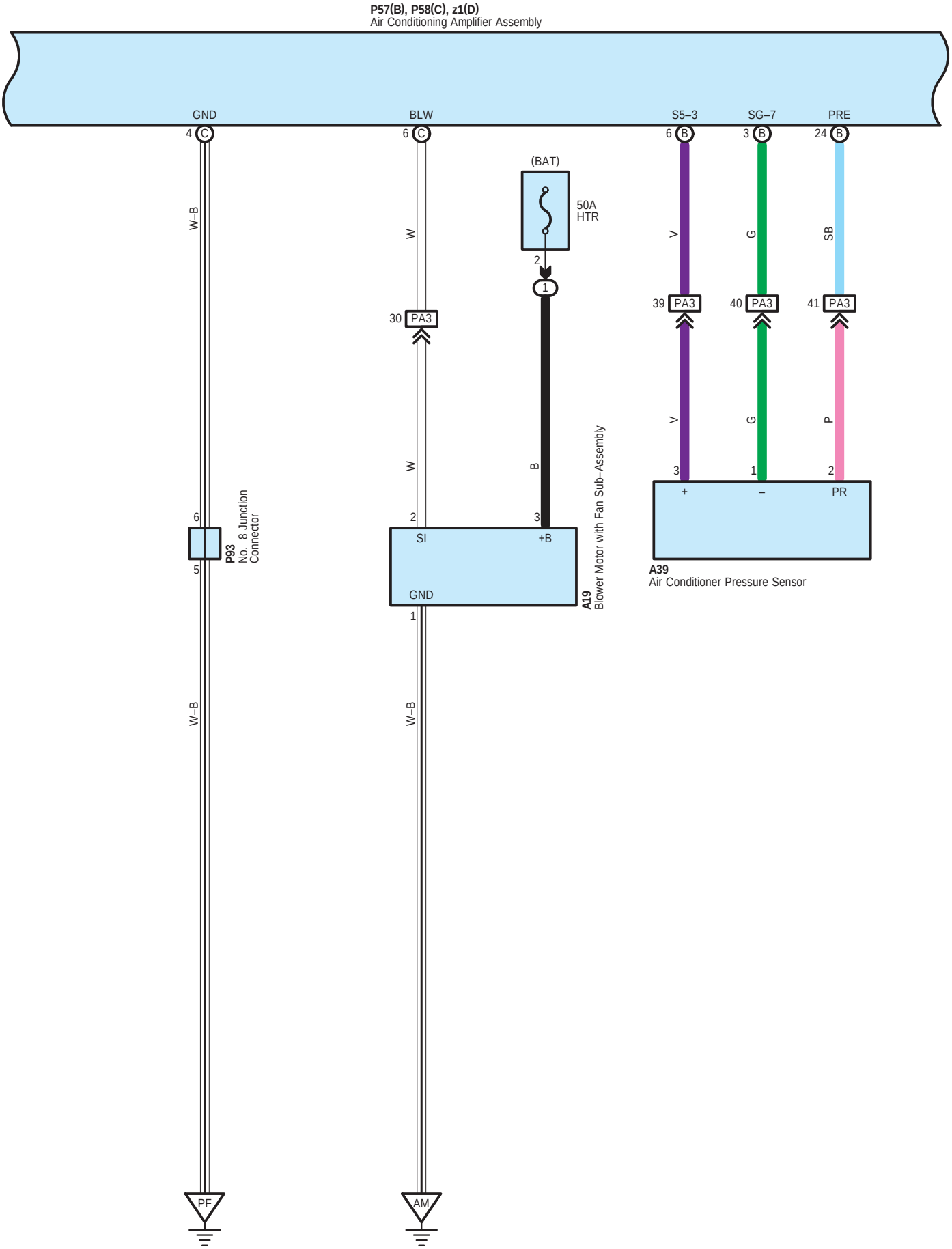
P57(B), P58(C), z1(D)
Air Conditioning Amplifier Assembly
GND
BLW
S5–3
SG–7
PRE
4 C
6 C
6 B
3 B
24 B
(BAT)
50A
HTR
2
1
W–B
W
V
G
SB
30 PA3
39 PA3
40 PA3
41 PA3
V
G
P
W
B
3
1
2
+
–
PR
6
5
P93
No. 8 Junction
Connector
2
3
SI
+B
GND
1
A19
Blower Motor with Fan Sub–Assembly
A39
Air Conditioner Pressure Sensor
W–B
W–B
PF
AM

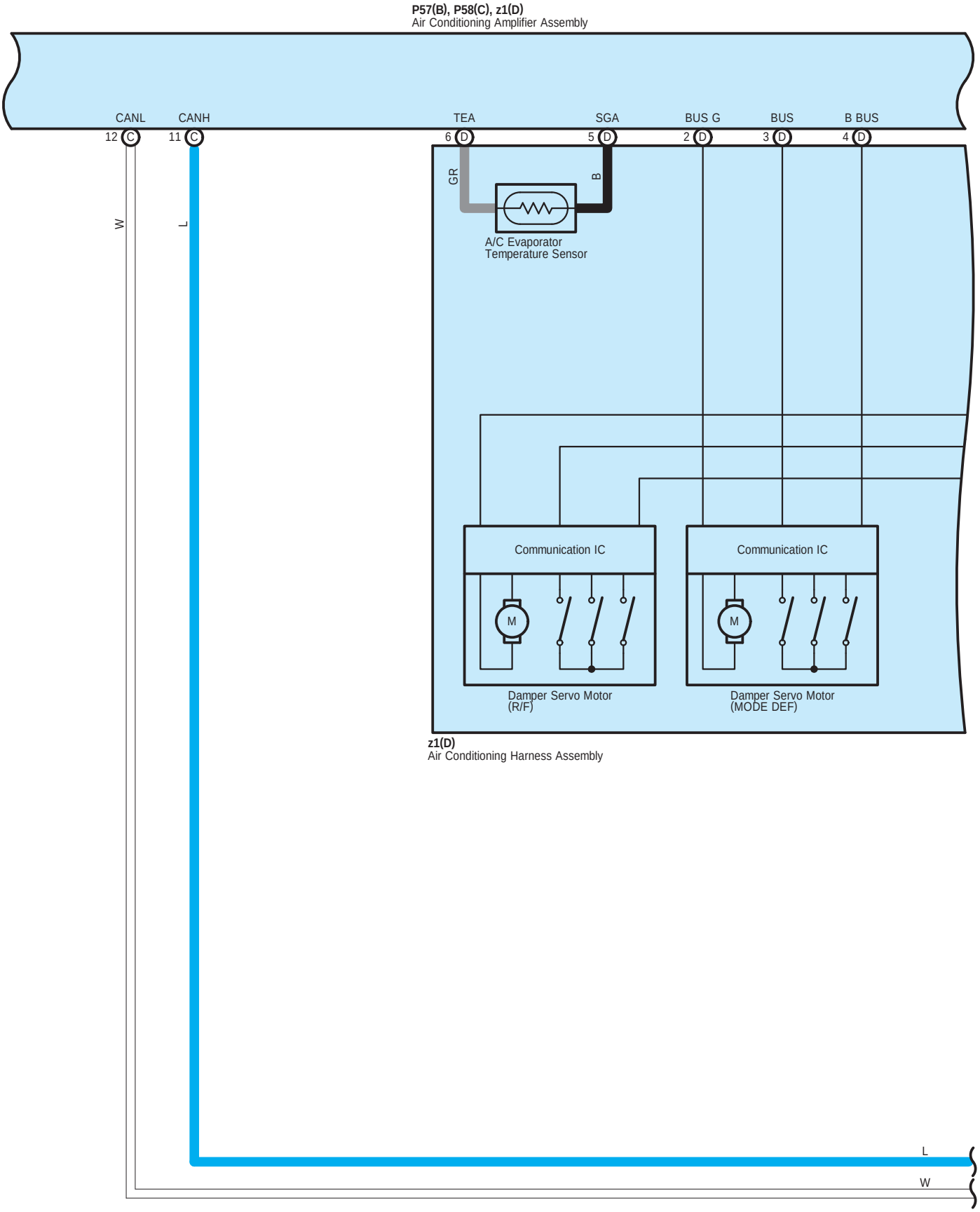
P57(B), P58(C), z1(D)
Air Conditioning Amplifier Assembly
CANL
CANH
TEA
SGA
BUS G
BUS
B BUS
12 C
11 C
6 D
5 D
2 D
3 D
4 D
W
L
GR
B
A/C Evaporator
Temperature Sensor
Communication IC
Communication IC
M
M
Damper Servo Motor
(R/F)
Damper Servo Motor
(MODE DEF)
z1(D)
Air Conditioning Harness Assembly
L
W

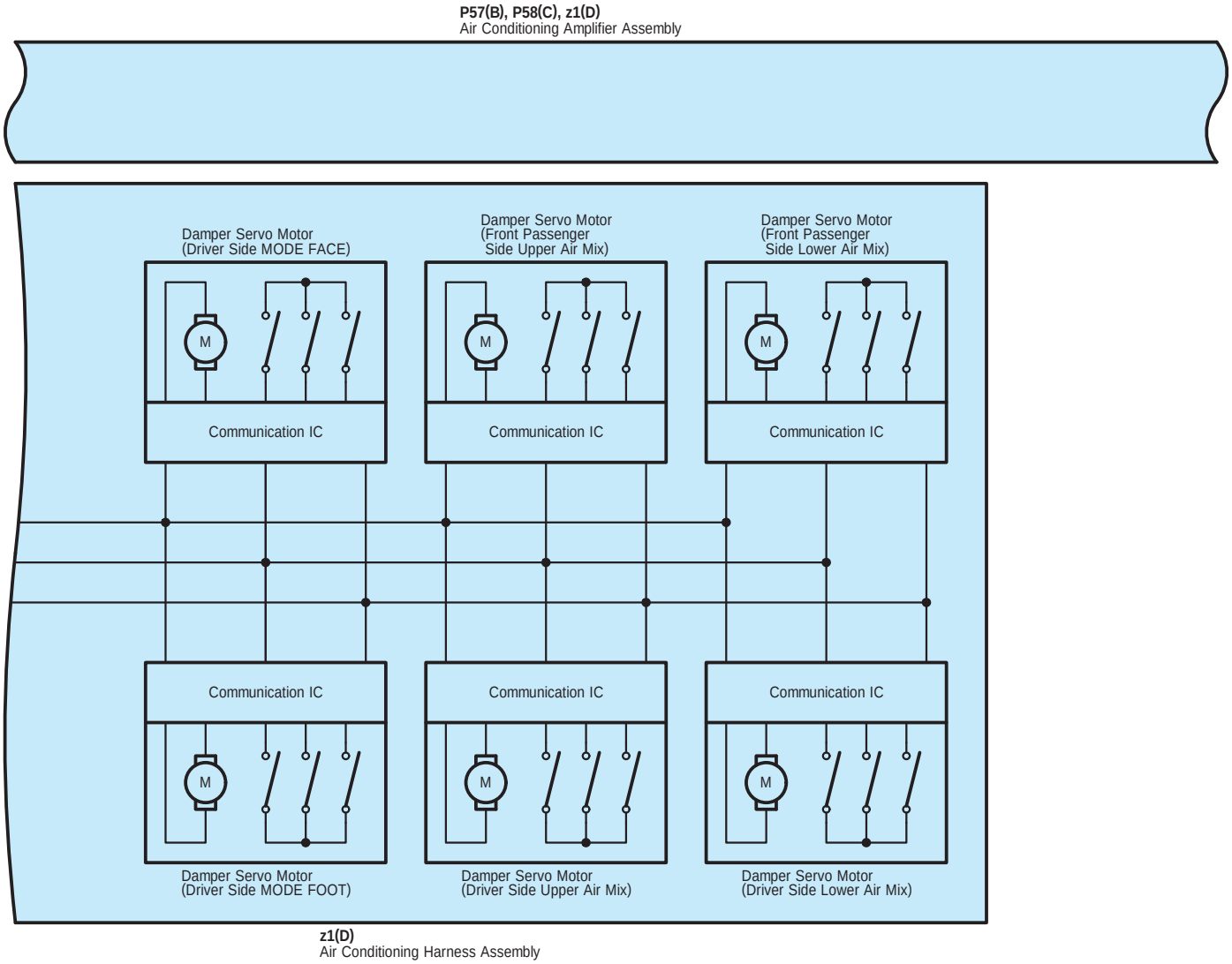
P57(B), P58(C), z1(D)
Air Conditioning Amplifier Assembly
Damper Servo Motor
(Driver Side MODE FACE)
Damper Servo Motor
(Front Passenger
Side Upper Air Mix)
Damper Servo Motor
(Front Passenger
Side Lower Air Mix)
M
Communication IC
Communication IC
Communication IC
Communication IC
Communication IC
Communication IC
M
M
M
M
M
Damper Servo Motor
(Driver Side MODE FOOT)
Damper Servo Motor
(Driver Side Upper Air Mix)
Damper Servo Motor
(Driver Side Lower Air Mix)
z1(D)
Air Conditioning Harness Assembly

L
L
W
W

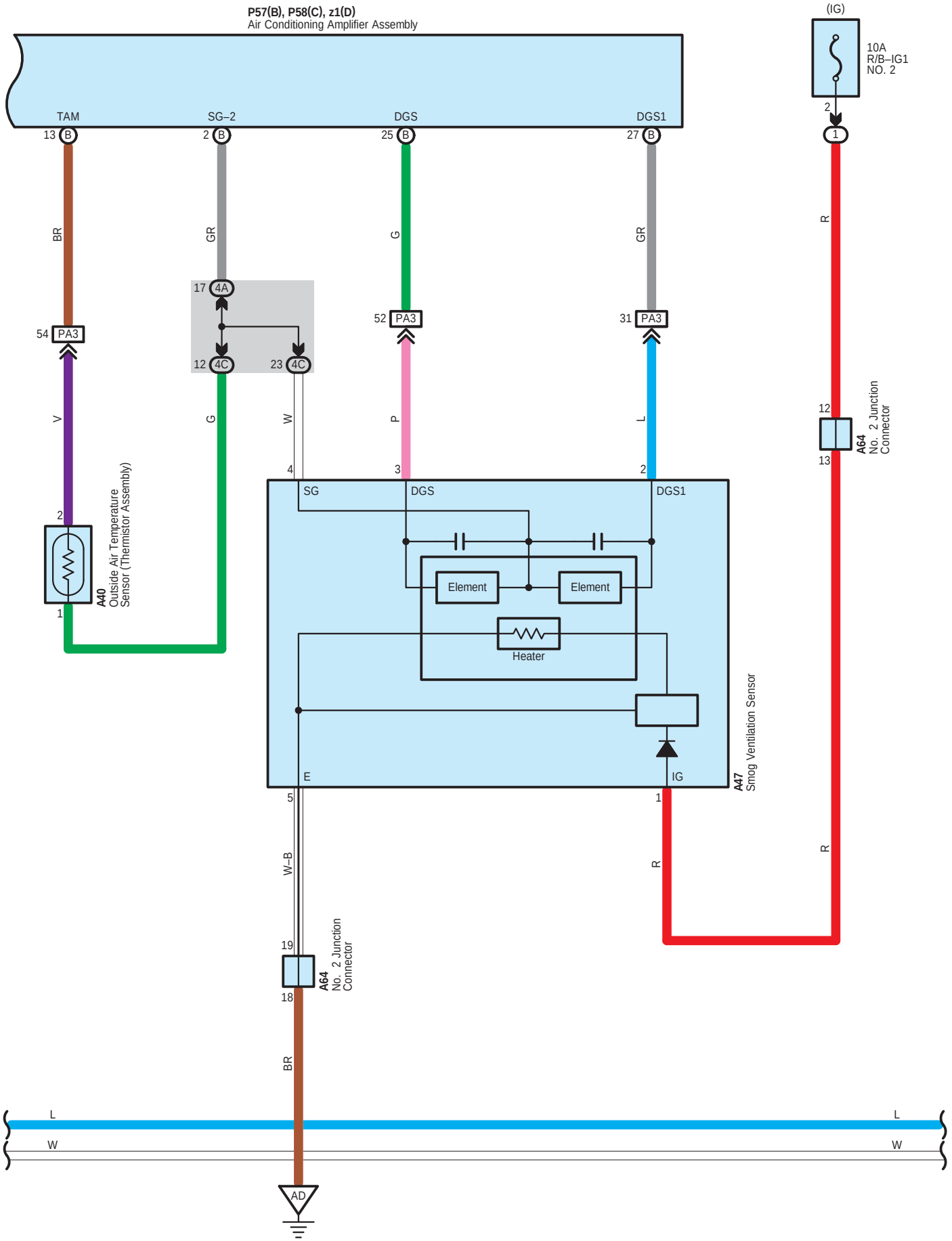
P57(B), P58(C), z1(D)
Air Conditioning Amplifier Assembly
TAM
SG–2
DGS
DGS1
13 B
2 B
25 B
27 B
(IG)
10A
R/B–IG1
NO. 2
2
1
BR
GR
G
GR
R
17 4A
12 4C
23 4C
54 PA3
52 PA3
31 PA3
V
G
W
P
L
12
13
A64
No. 2 Junction
Connector
4
3
2
SG
DGS
DGS1
2
1
A40
Outside Air Temperature
Sensor (Thermistor Assembly)
Element
Element
Heater
E
IG
A47
Smog Ventilation Sensor
5
1
W–B
R
R
19
18
A64
No. 2 Junction
Connector
BR
L
W
L
W
AD

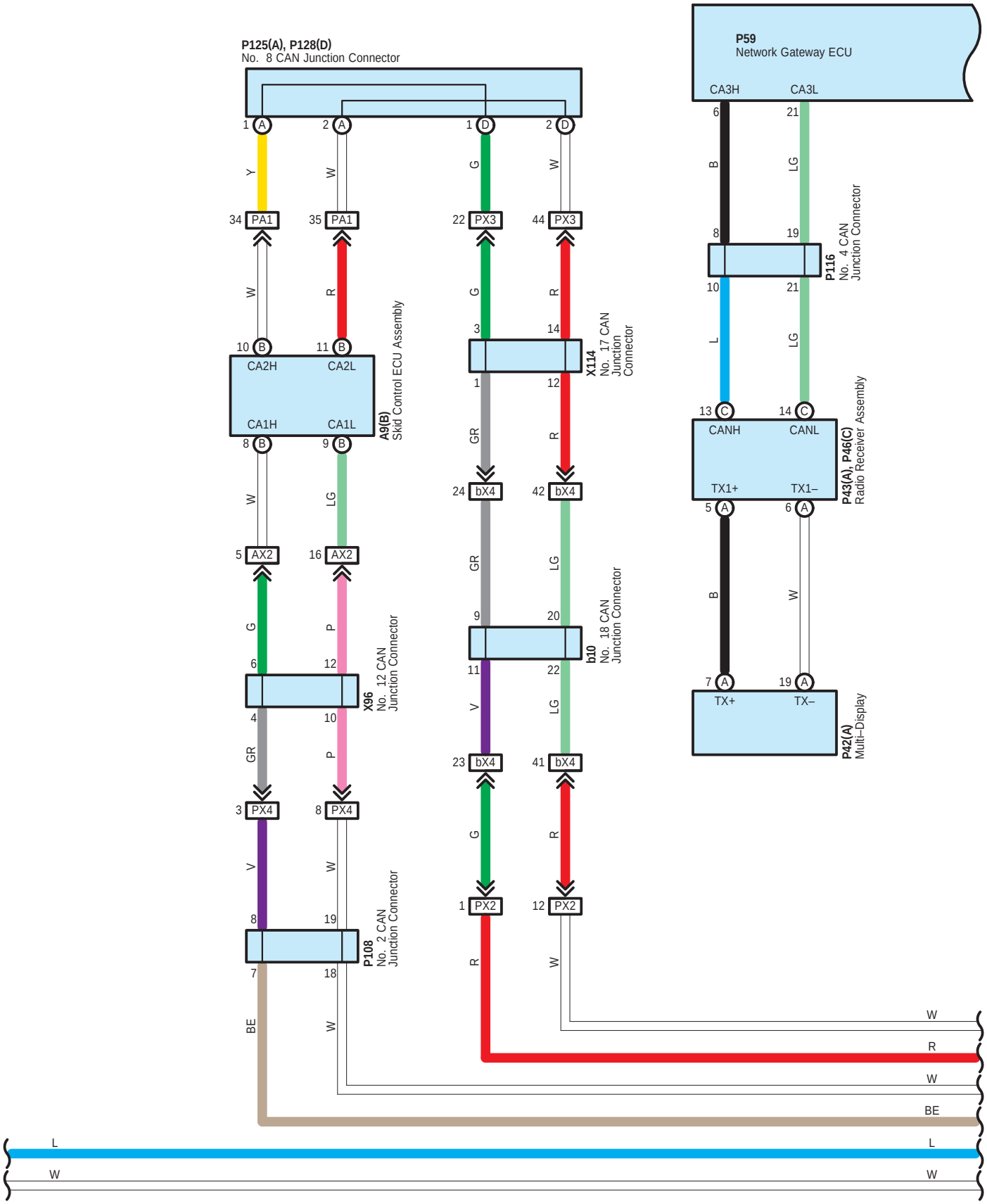
P125(A), P128(D)
No. 8 CAN Junction Connector
P59
Network Gateway ECU
CA3H
CA3L
CA2H
CA2L
CA1H
CA1L
A9(B)
Skid Control ECU Assembly
X114
No. 17 CAN Junction Connector
P116
No. 4 CAN Junction Connector
CANH
CANL
TX1+
TX1–
P43(A), P46(C)
Radio Receiver Assembly
TX+
TX–
P42(A)
Multi–Display
X96
No. 12 CAN Junction Connector
b10
No. 18 CAN Junction Connector
P108
No. 2 CAN Junction Connector
PA1
PX3
bX4
AX2
PX4
PX2

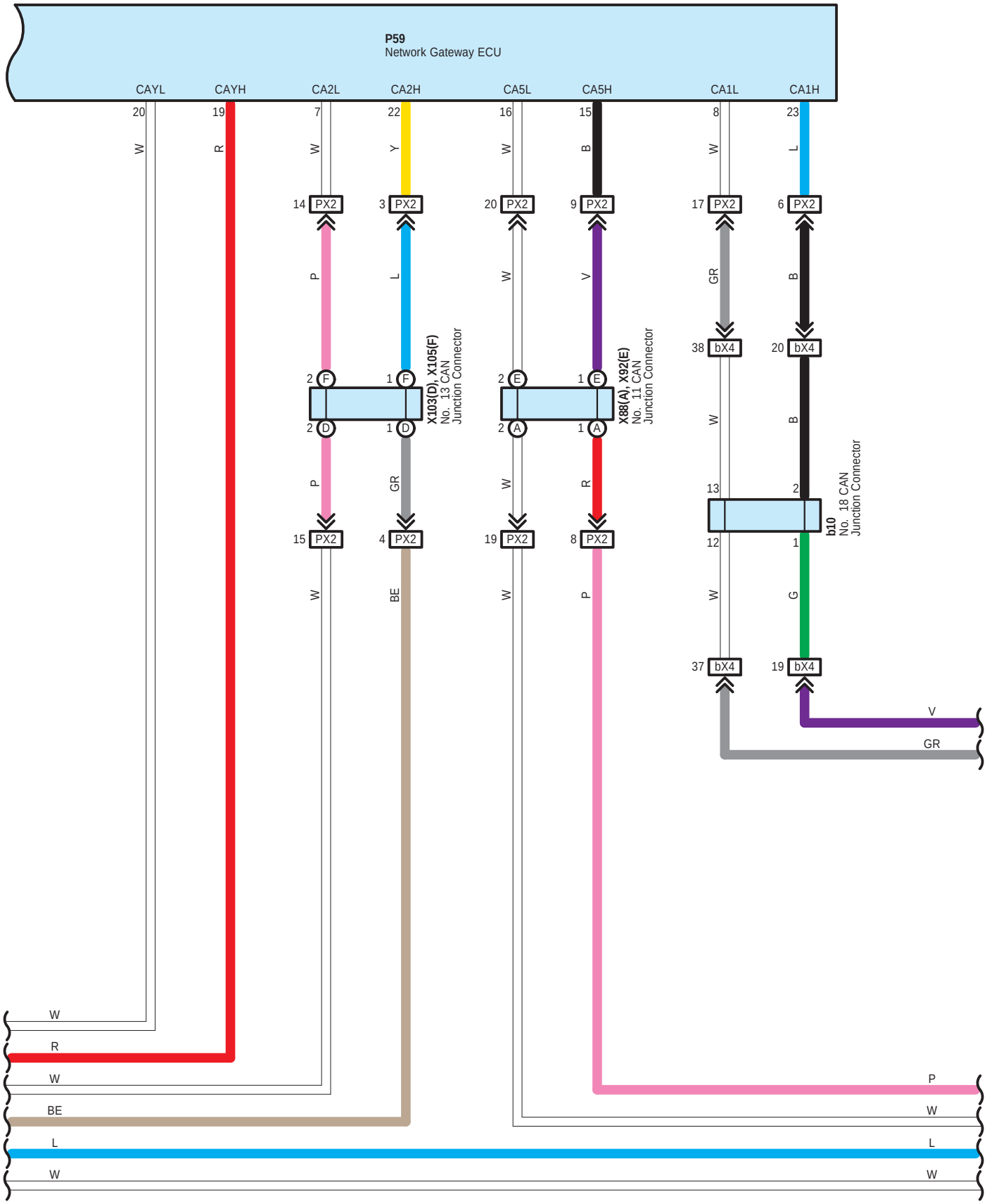
P59
Network Gateway ECU
CAYL
CAYH
CA2L
CA2H
CA5L
CA5H
CA1L
CA1H
X103(D), X105(F)
No. 13 CAN
Junction Connector
X88(A), X92(E)
No. 11 CAN
Junction Connector
b10
No. 18 CAN
Junction Connector

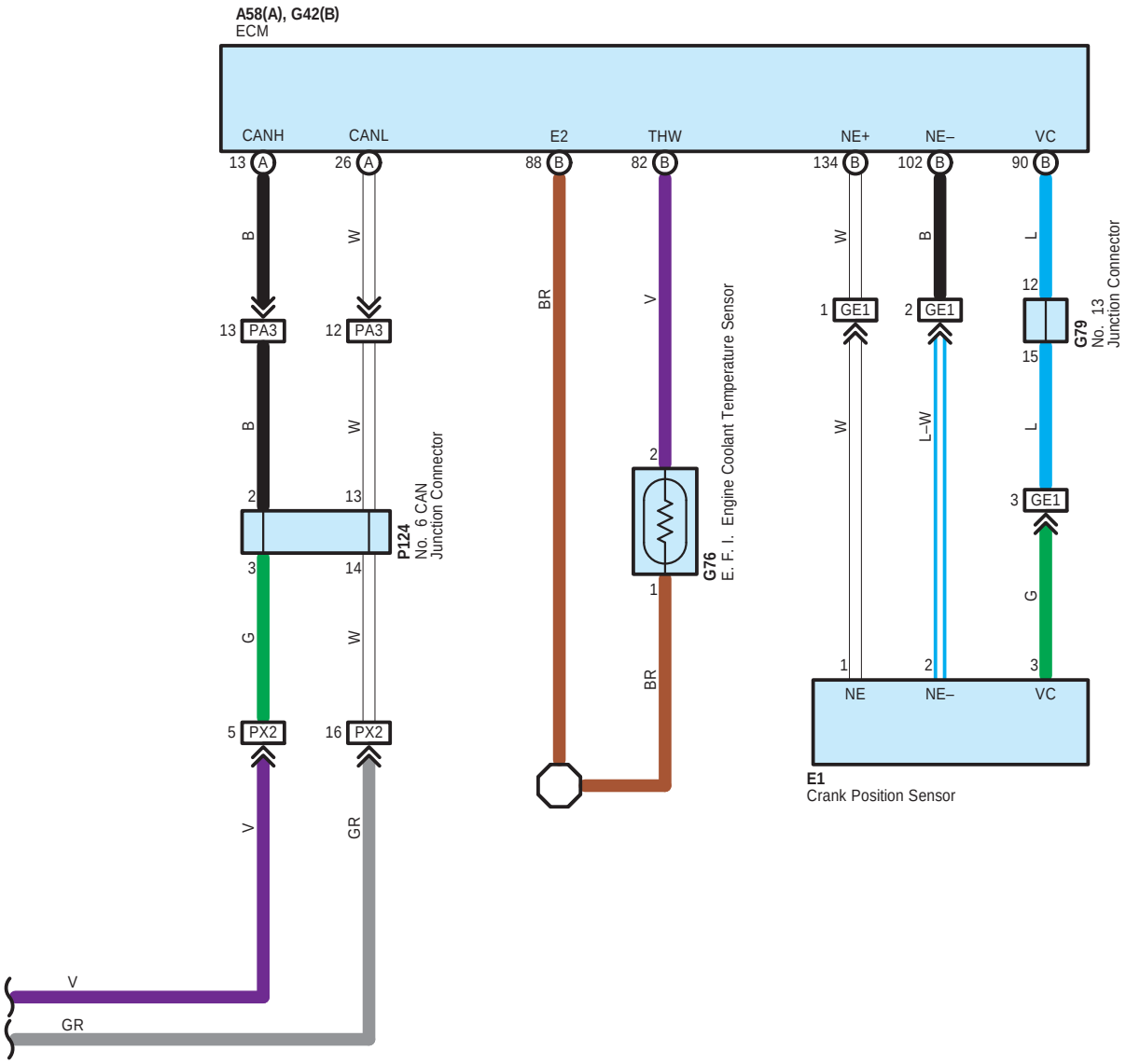
A58(A), G42(B)
ECM
CANH
CANL
E2
THW
NE+
NE–
VC
13 A
26 A
88 B
82 B
134 B
102 B
90 B
B
W
BR
V
W
B
L
13 PA3
12 PA3
1 GE1
2 GE1
12
15
G79
No. 13
Junction Connector
B
W
W
L–W
L
2
13
2
3 GE1
P124
No. 6 CAN
Junction Connector
3
14
1
G
W
G
BR
1
2
3
5 PX2
16 PX2
NE
NE–
VC
E1
Crank Position Sensor
V
GR
V
GR


P
P
W
W
L
L
W
W

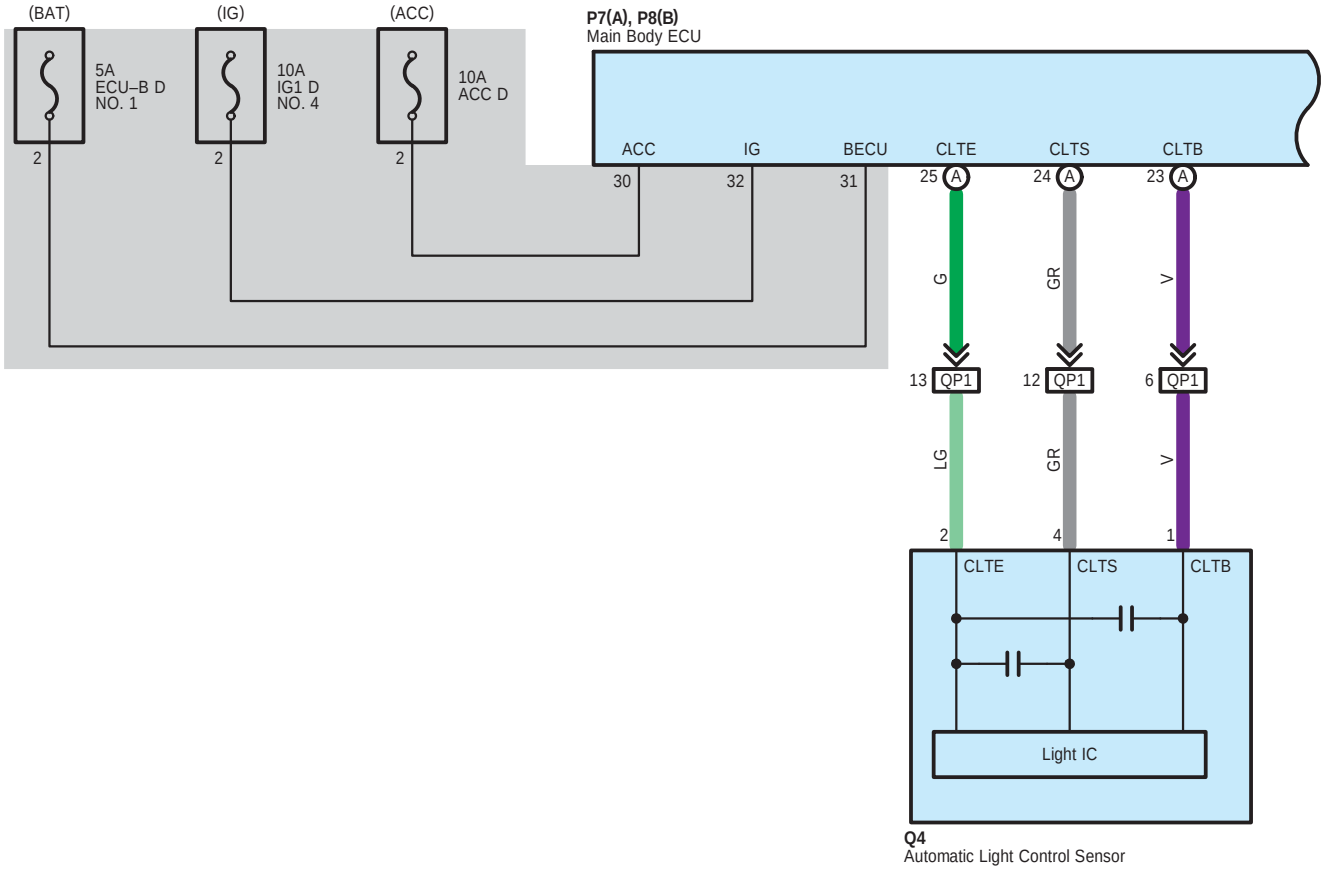
(BAT)
(IG)
(ACC)
5A
ECU–B D
NO. 1
10A
IG1 D
NO. 4
10A
ACC D
2
2
2
P7(A), P8(B)
Main Body ECU
ACC
IG
BECU
CLTE
CLTS
CLTB
30
32
31
25 A
24 A
23 A
G
GR
V
13 QP1
12 QP1
6 QP1
LG
GR
V
2
4
1
CLTE
CLTS
CLTB
Light IC
Q4
Automatic Light Control Sensor


P
P
W
W
L
L
W
W

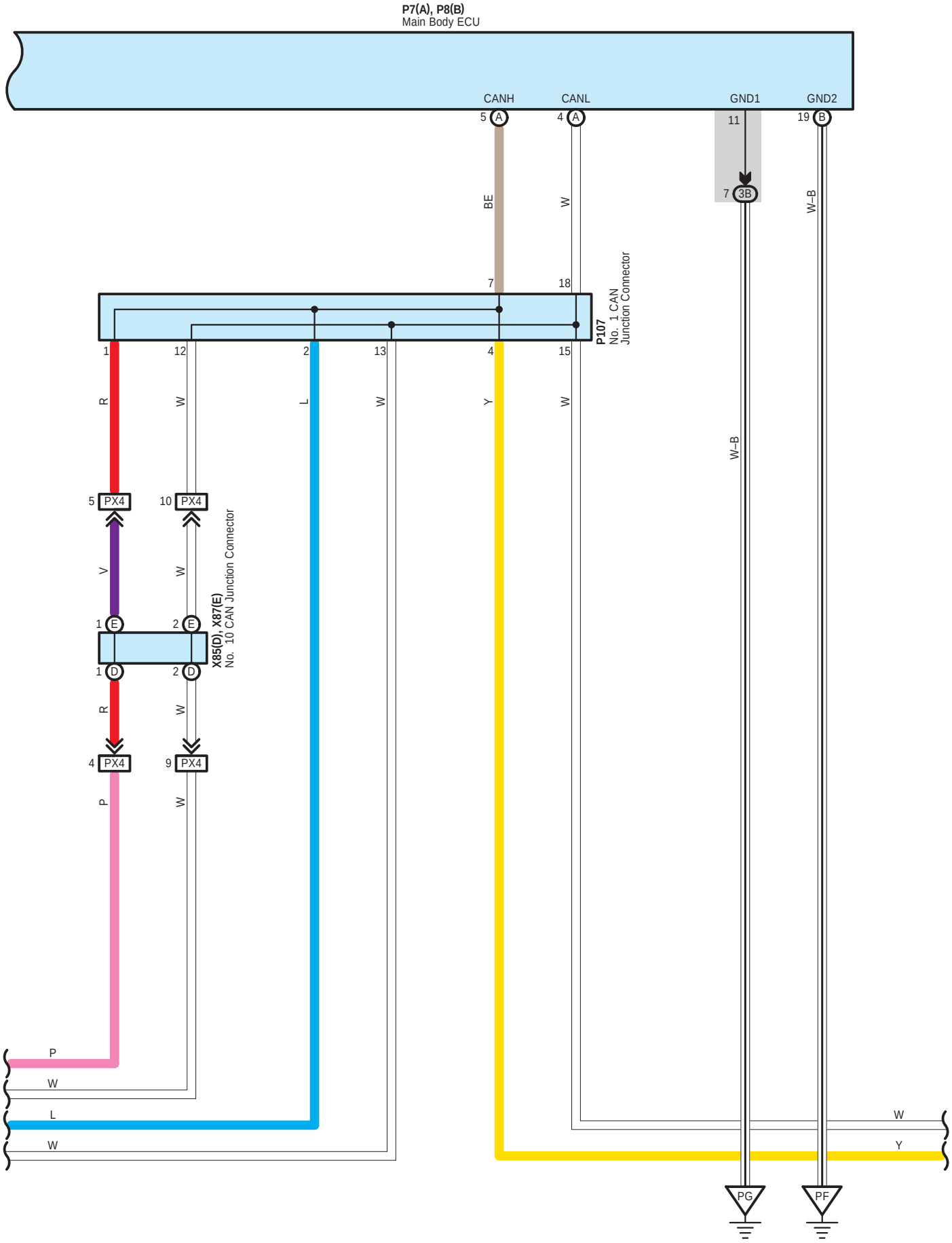
P7(A), P8(B)
Main Body ECU
CANH
CANL
GND1
GND2
5 A
4 A
11
19 B
7 3B
BE
W
W–B
7
18
P107
No. 1 CAN
Junction Connector
1
12
2
13
4
15
R
W
L
W
Y
W
W–B
5 PX4
10 PX4
V
W
1 E
2 E
X85(D), X87(E)
No. 10 CAN Junction Connector
1 D
2 D
R
W
4 PX4
9 PX4
P
W
P
W
L
W
W
Y
PG
PF

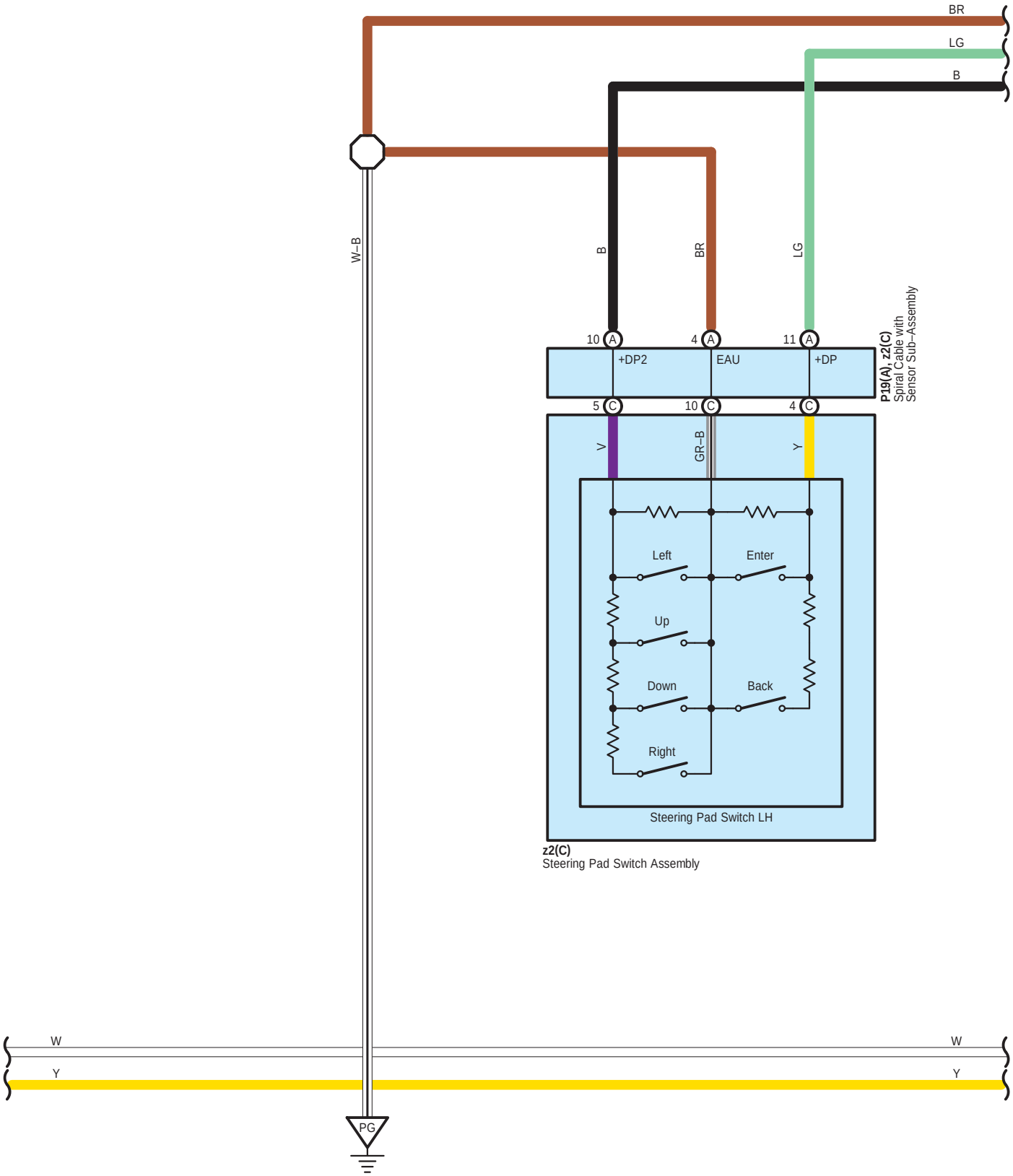
BR
LG
B
W–B
B
BR
LG
10 A
4 A
11 A
+DP2
EAU
+DP
P19(A), z2(C)
Spiral Cable with
Sensor Sub–Assembly
5 C
10 C
4 C
V
GR–B
Y
Left
Enter
Up
Down
Back
Right
Steering Pad Switch LH
z2(C)
Steering Pad Switch Assembly
W
Y
W
Y
PG

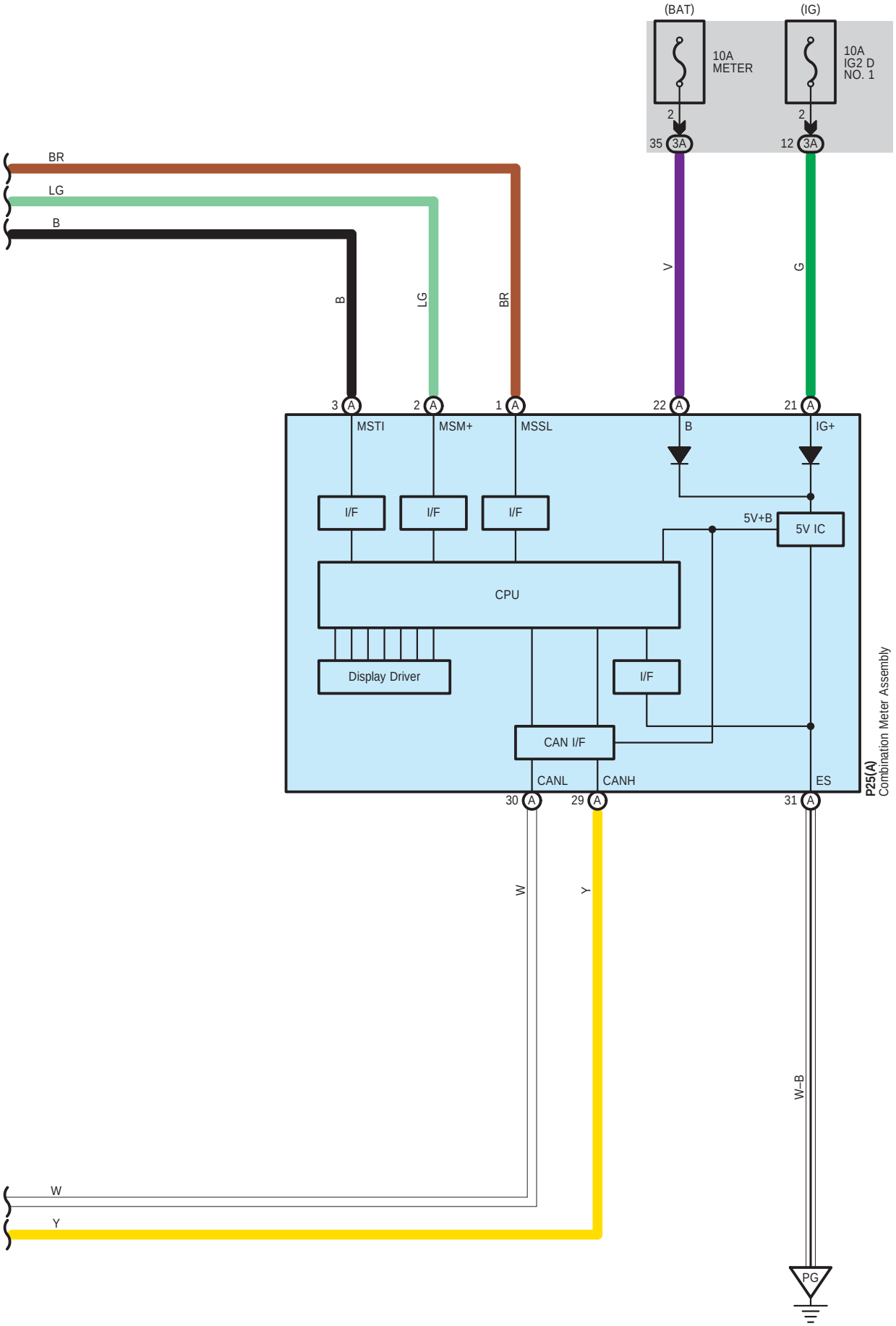
(BAT)
(IG)
10A
METER
10A
IG2 D
NO. 1
2
2
35 3A
12 3A
BR
LG
B
B
LG
BR
V
G
3 A
2 A
1 A
22 A
21 A
MSTI
MSM+
MSSL
B
IG+
I/F
I/F
I/F
5V+B
5V IC
CPU
Display Driver
I/F
CAN I/F
CANL
CANH
ES
30 A
29 A
31 A
P25(A)
Combination Meter Assembly
W
Y
W–B
W
Y
PG

A9
Black

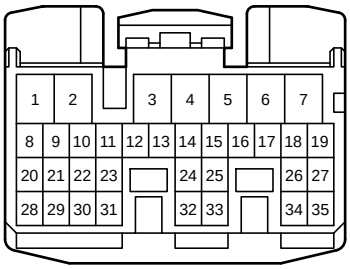

90980-12528

A19
Black

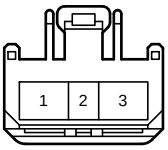

90980-11667

A39
Black



90980-12353

A40
Black

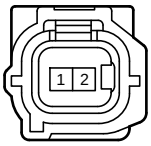

90980-12416

A47
Black



90980-12292

A58
Black

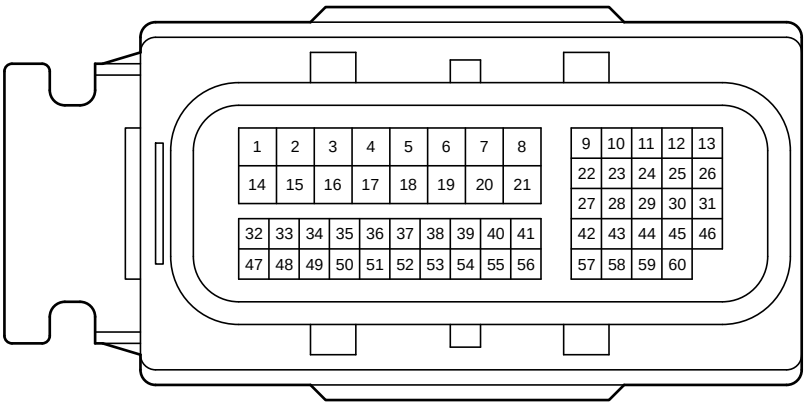

90980-12931

A64
Black

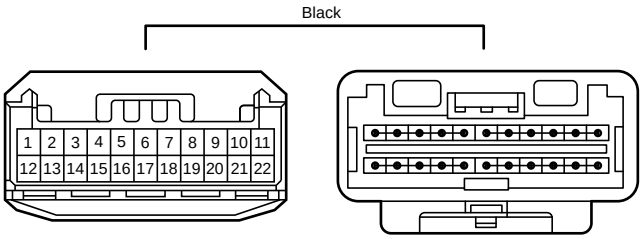

90980-12B54

A68
Black

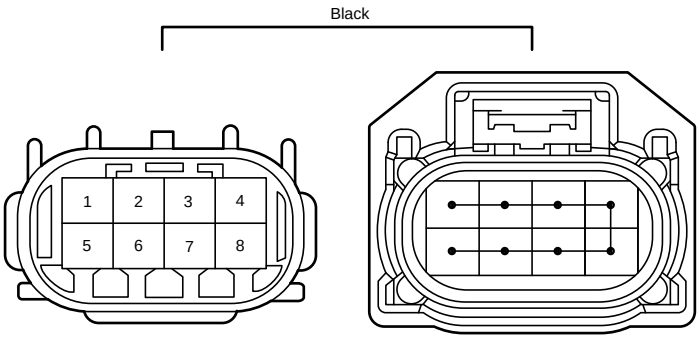

90980-12B56

E1
Black

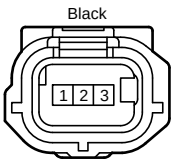

90980-12353

G42
Black

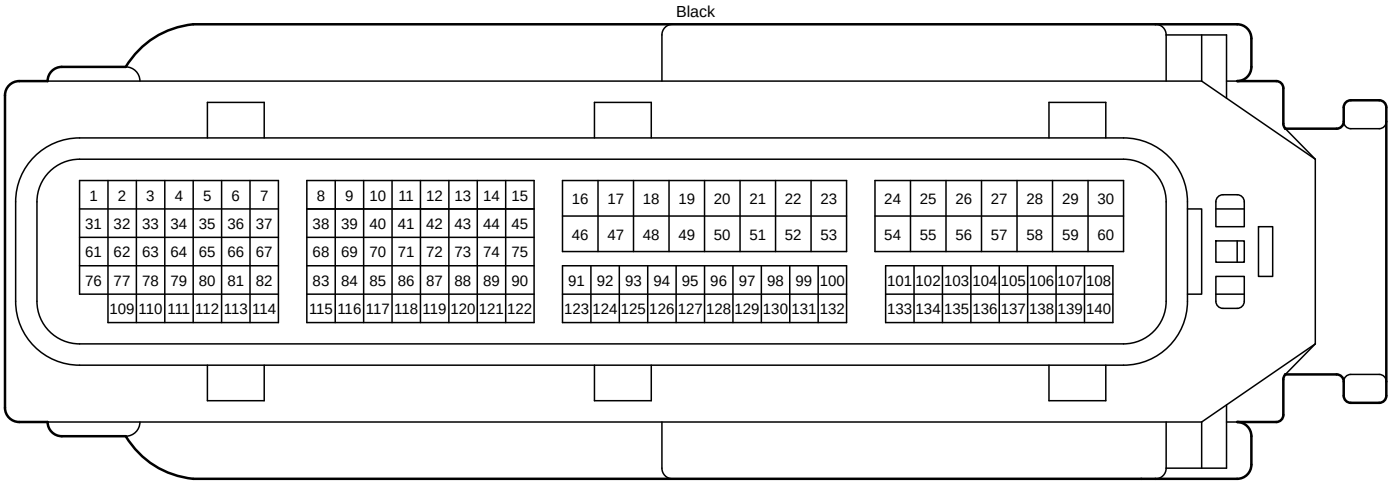

90980-12966

G75
Black

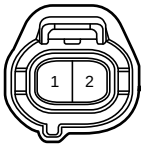

90980-12B06

G76
Black

90980-10735

G79
Gray

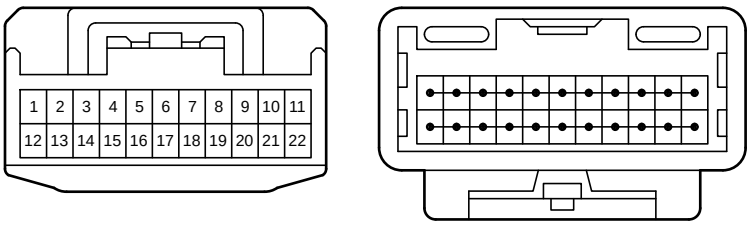

90980-12372

P7
Black

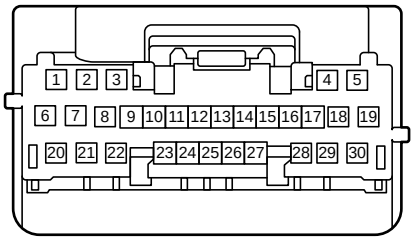

90980-12C62

P8
Black

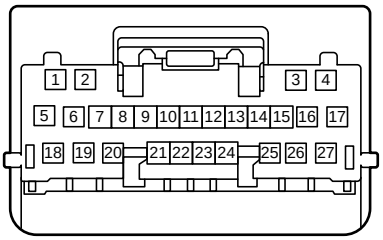

90980-12C63

P19
Black

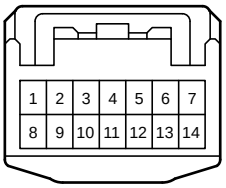

90980-12370

P25
Black

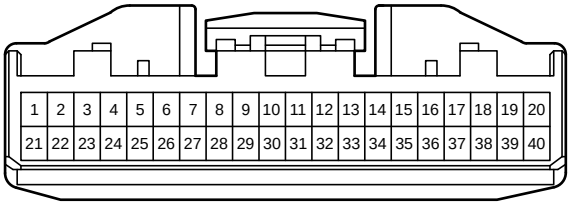

90980-12557

P28
Black

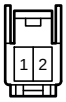

90980-11918

P42
Black

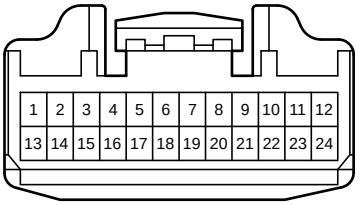

90980-12554

P43
White

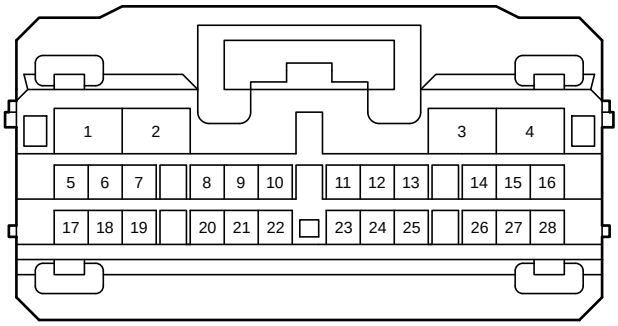

82824-52380

P46
White

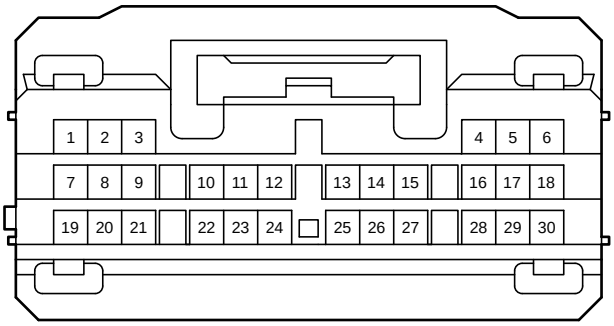

90980-12761

P57
White

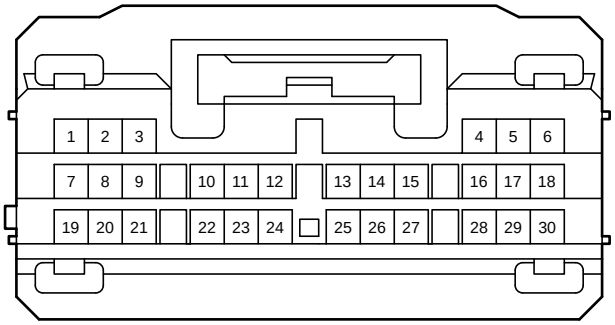

90980-12761

P58
White

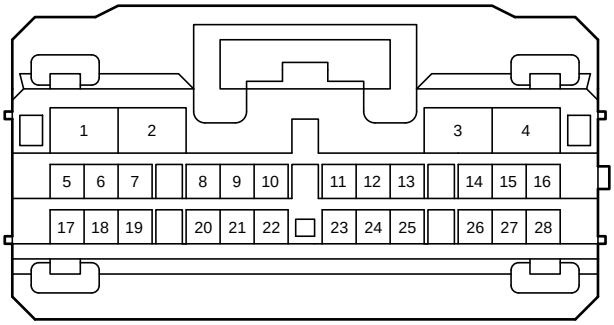

90980-12760

P59
Black

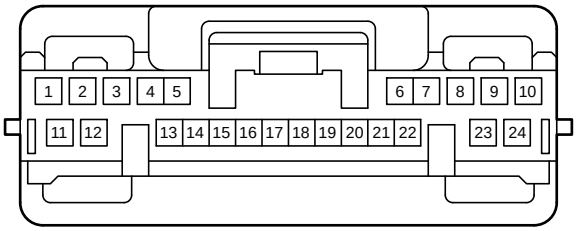

90980-12912

P73
White

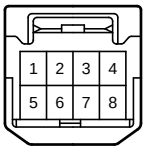

90980-12910

P81
Gray

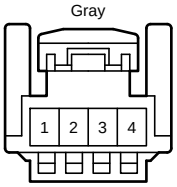

90980-12876

P85
White

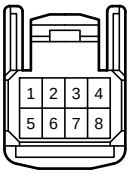

90980-12551

P91
Blue

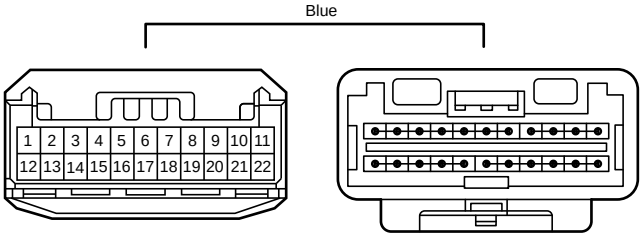

90980-12B54

P92
White

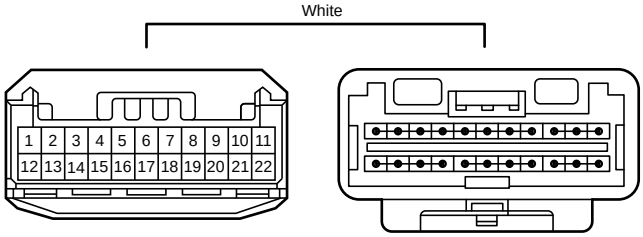

90980-12B54

P93
Blue

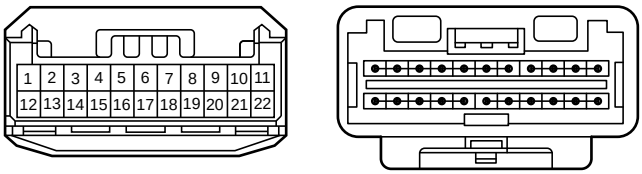

90980-12B54

P107
White

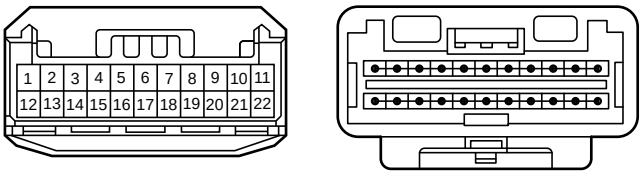

90980-12B54

P108
White

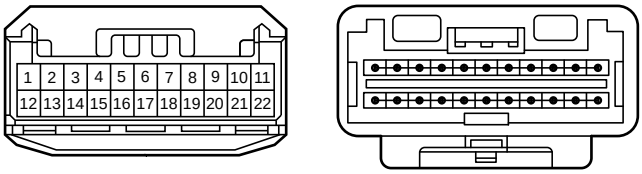

90980-12B54

P116
Black

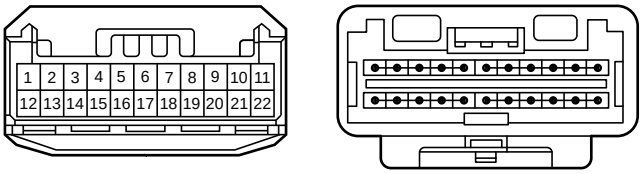

90980-12B54

P124
Black

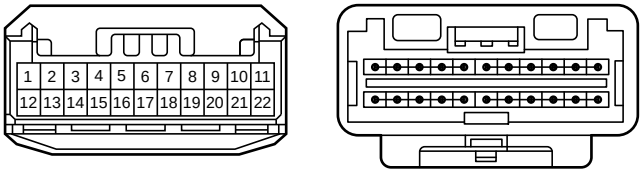

90980-12B54

P125
White

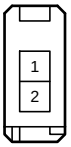

90980-12827

P128
White

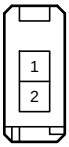

90980-12827

Q4
White



82824-50130

X85
White

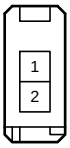

90980-12827

X87
White

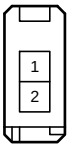

90980-12827

X88
White

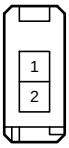

90980-12827

X92
White

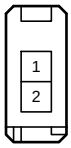

90980-12827

X96
White

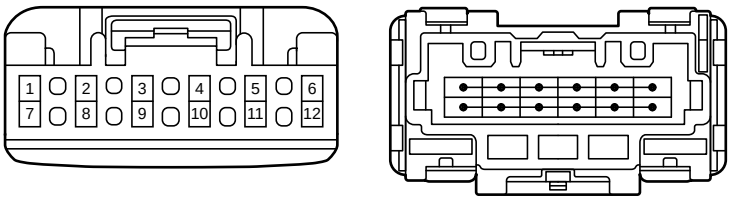

90980-12C68

X103
White

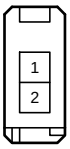

90980-12827

X105
White

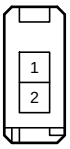

90980-12827

X114
White

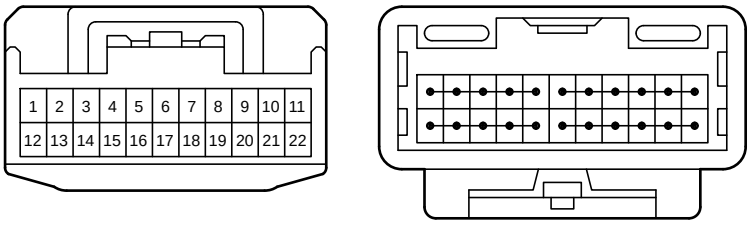

90980-12372

b10
Black

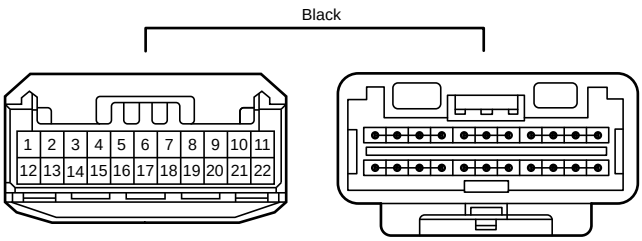

90980-12B54

z1
White

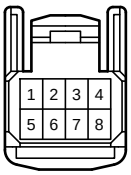

90980-12551

z2
Black



90980-12559

3A
White

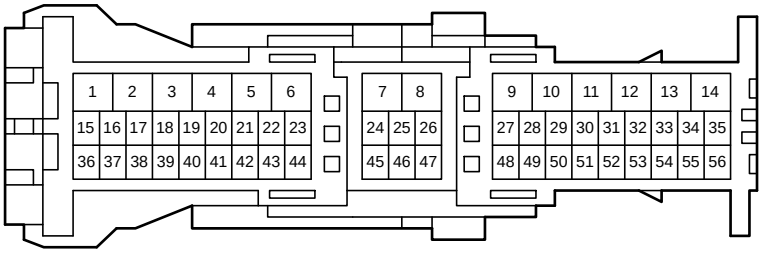

90980-12943

3B
White

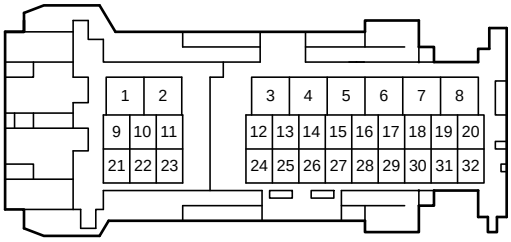

90980-12A48

4A
White

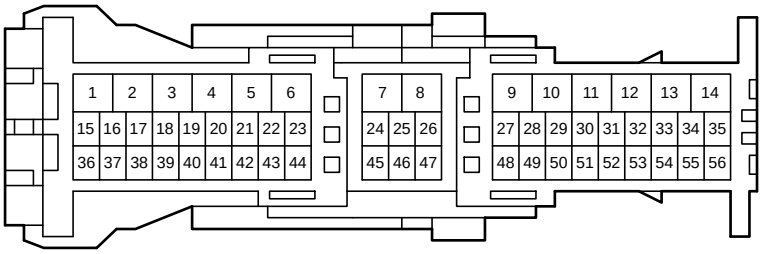

90980-12943

4B
White

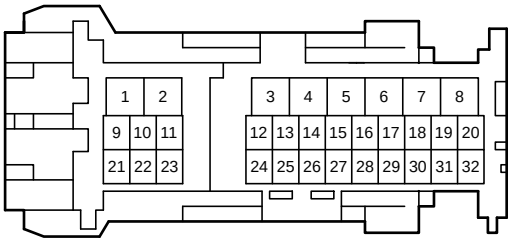

90980-12A48

4C
White

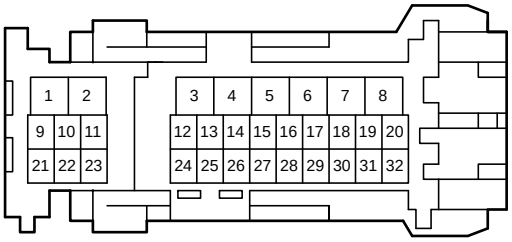

90980-12A47

AG1
White

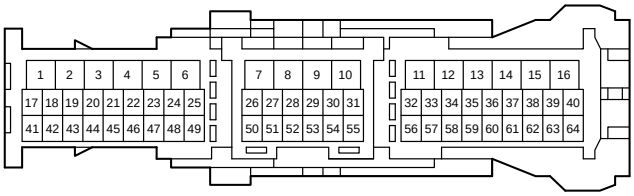

90980-12774

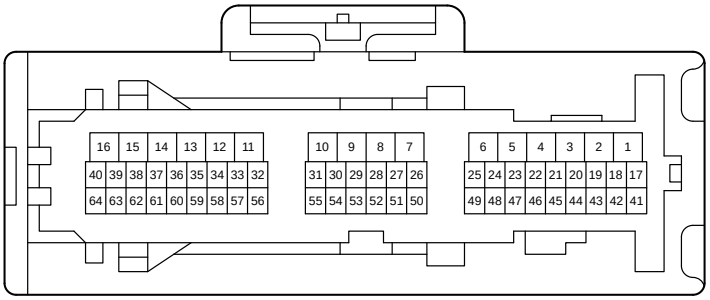

90980-12798

AX2
White

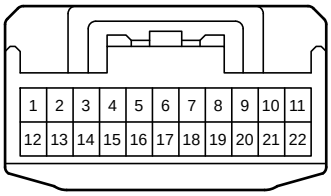

90980-12372

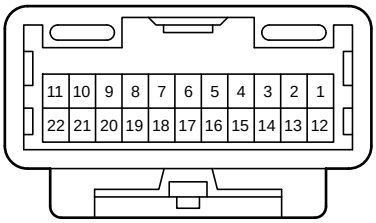

90980-12371

GE1
Black

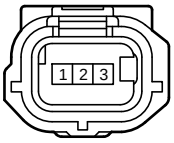

90980-12353

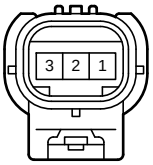

90980-12719

PA1
White

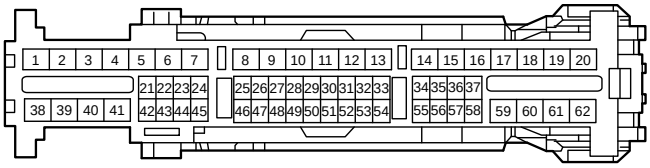

90980-12B22

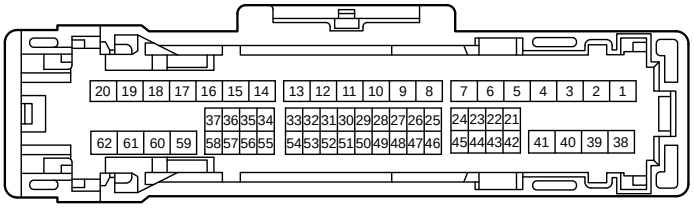

90980-12B21

PA3
White

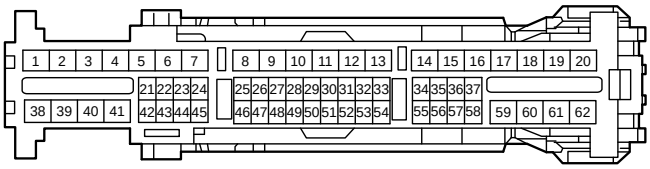

90980-12B22

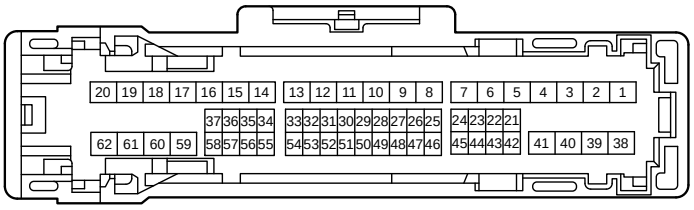

90980-12B21

PX2
White

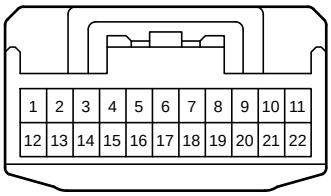

90980-12372

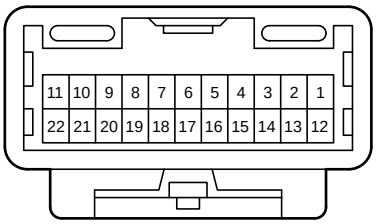

90980-12371

PX3
Gray

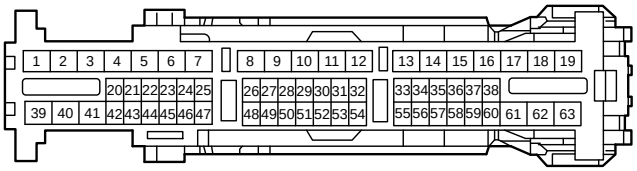

90980-12B20

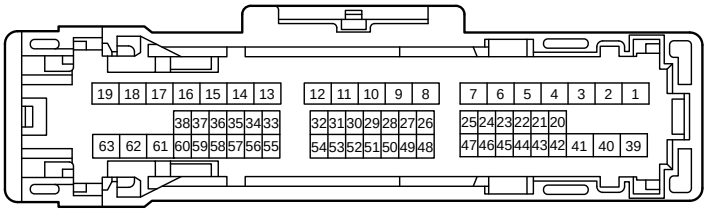

90980-12B19

PX4
White

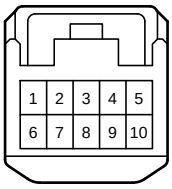

90980-12368

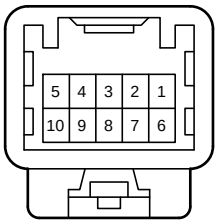

90980-12367

QP1
White

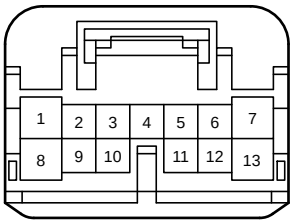

90980-12767

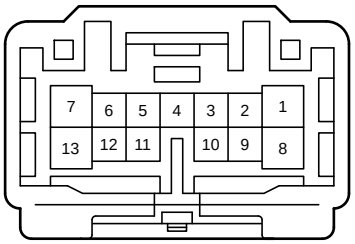

90980-12766

bX4
White

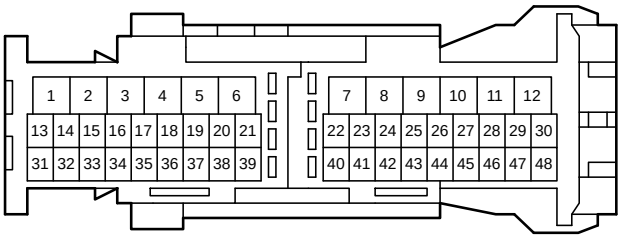

90980-12779

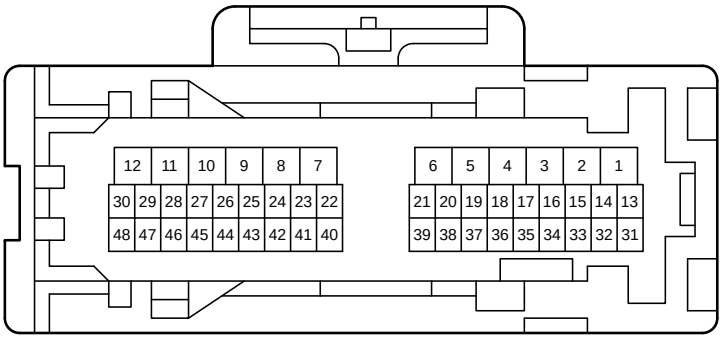

90980-12799