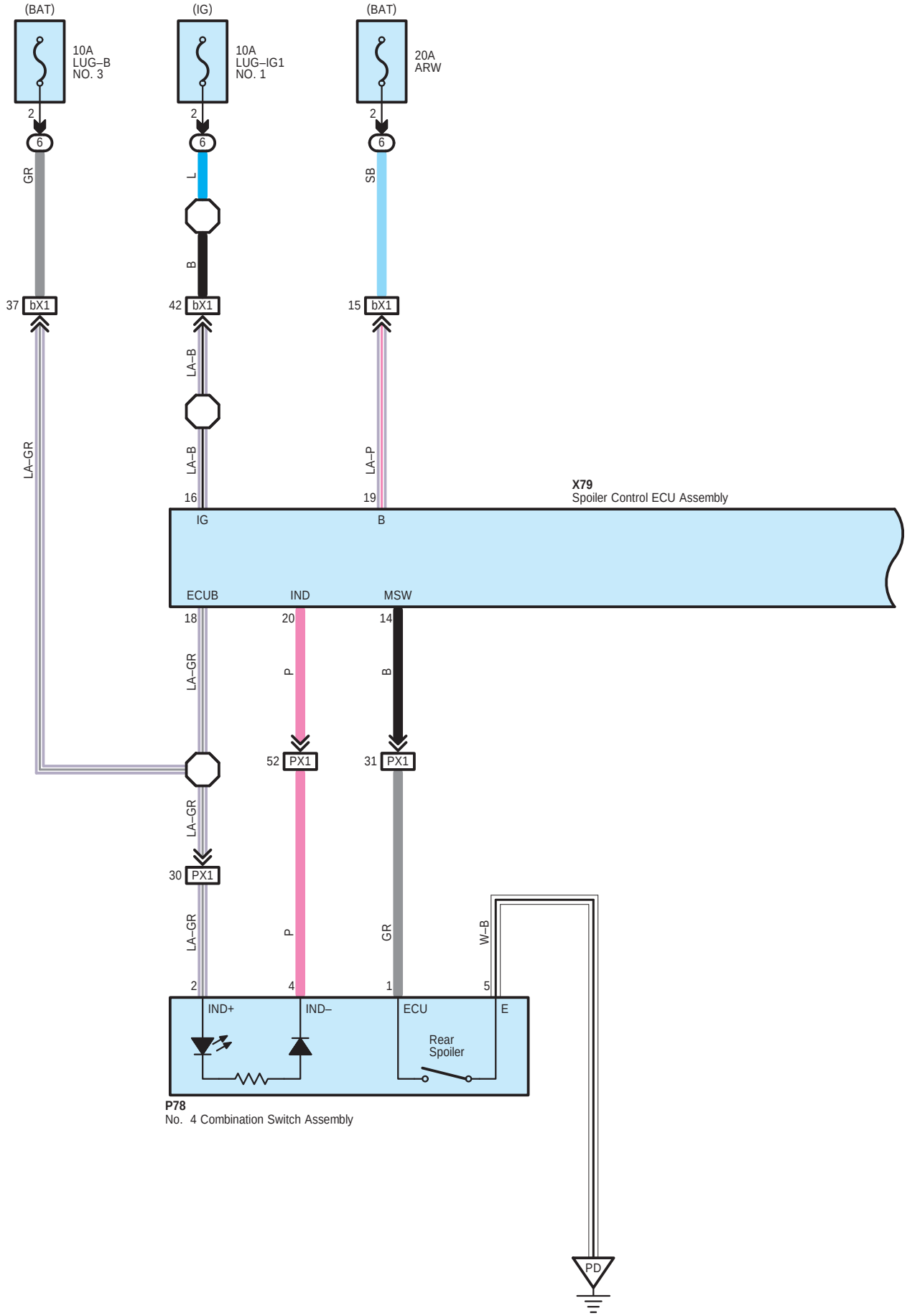
(BAT)
10A
LUG–B
NO. 3
(IG)
10A
LUG–IG1
NO. 1
(BAT)
20A
ARW
2
6
GR
L
B
SB
37 bX1
42 bX1
15 bX1
LA–B
LA–B
LA–P
LA–GR
16
19
IG
B
X79
Spoiler Control ECU Assembly
ECUB
IND
MSW
18
20
14
LA–GR
P
B
52 PX1
31 PX1
LA–GR
30 PX1
LA–GR
P
GR
W–B
2
4
1
5
IND+
IND–
ECU
E
Rear
Spoiler
P78
No. 4 Combination Switch Assembly
PD

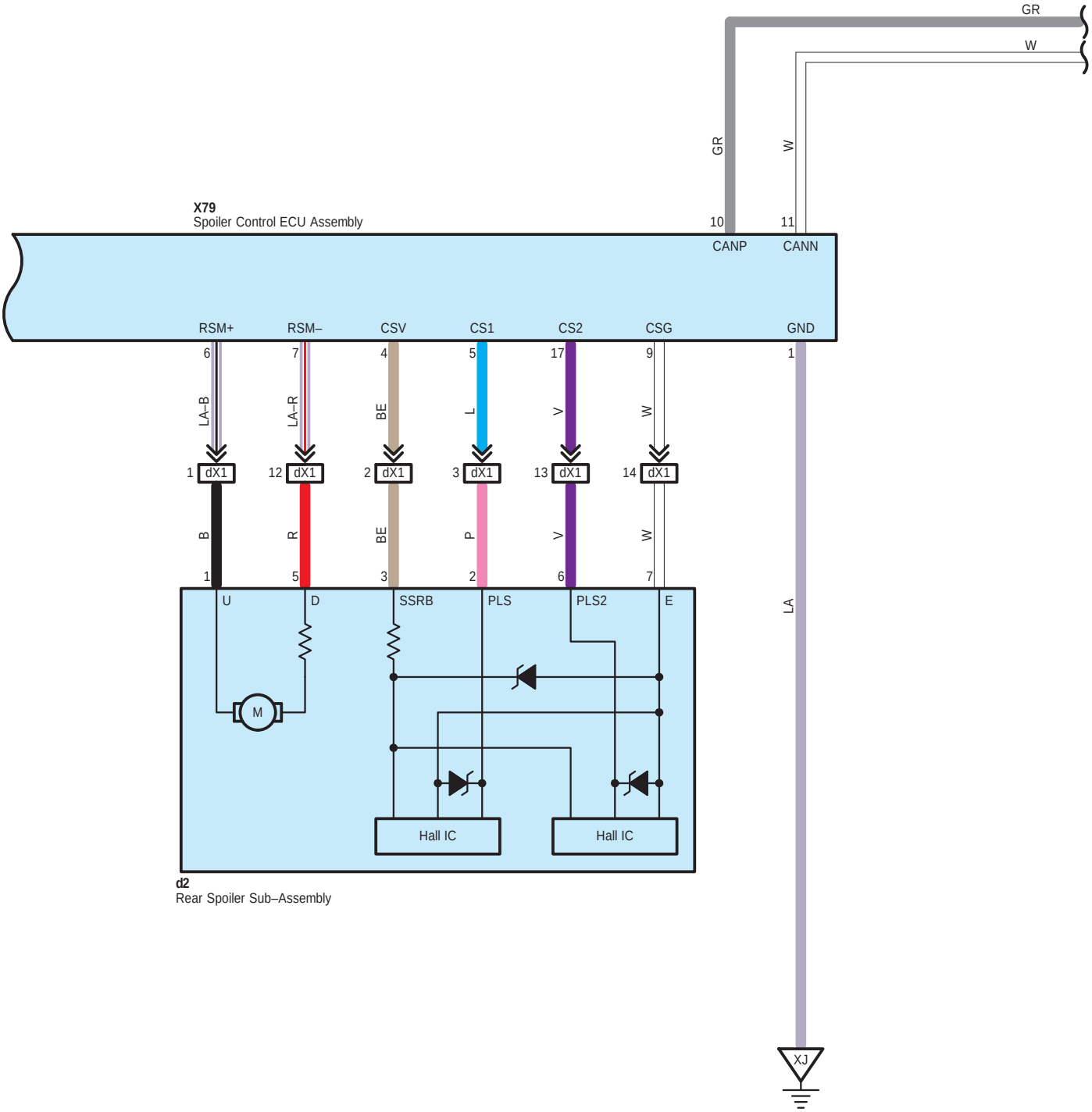
GR
W
GR
W
X79
Spoiler Control ECU Assembly
10
11
CANP
CANN
RSM+
RSM–
CSV
CS1
CS2
CSG
GND
6
7
4
5
17
9
1
LA–B
LA–R
BE
L
V
W
1 dX1
12 dX1
2 dX1
3 dX1
13 dX1
14 dX1
B
R
BE
P
V
W
1
5
3
2
6
7
U
D
SSRB
PLS
PLS2
E
M
Hall IC
Hall IC
LA
XJ
d2
Rear Spoiler Sub–Assembly

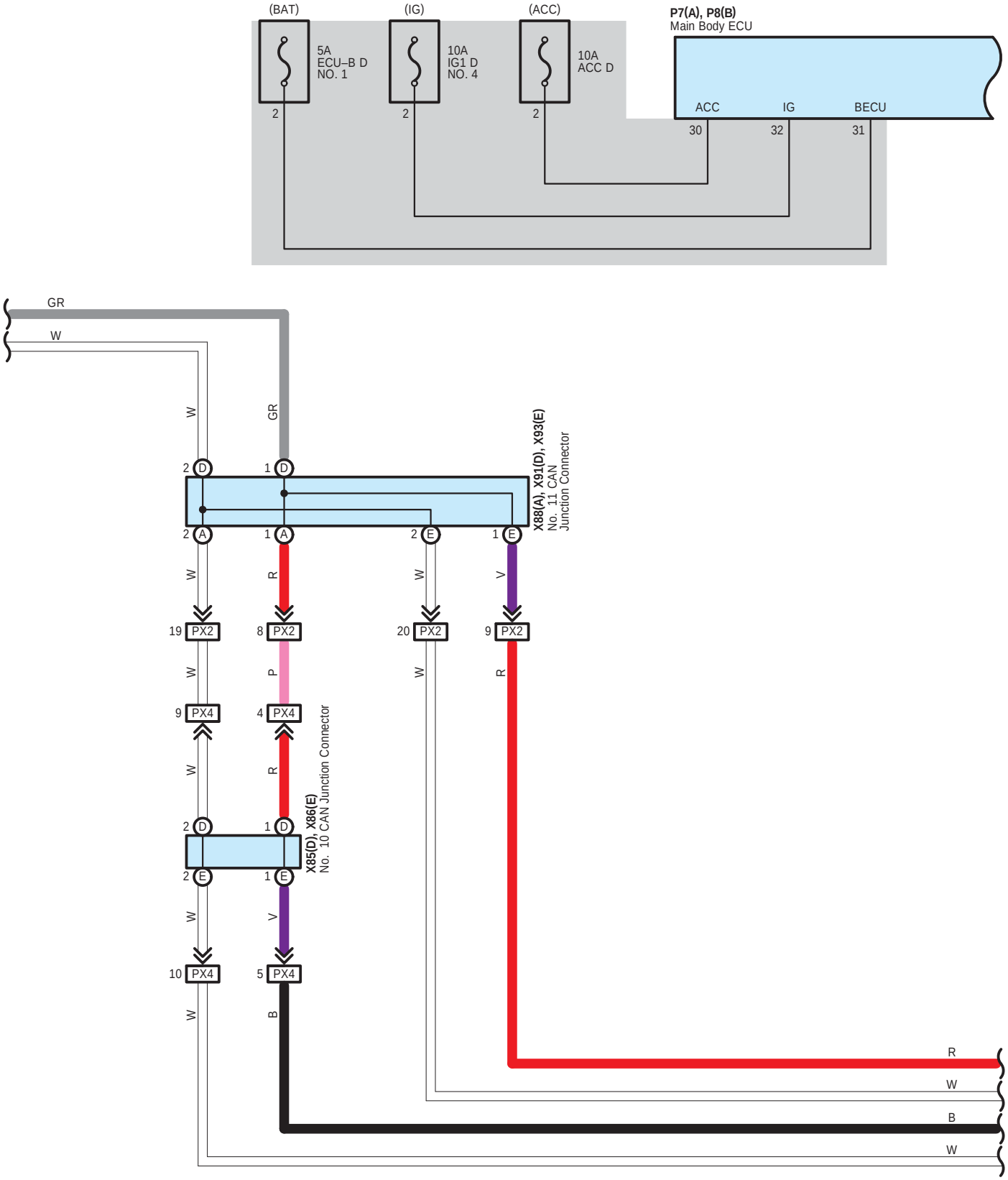
(BAT)
(IG)
(ACC)
5A
ECU–B D
NO. 1
10A
IG1 D
NO. 4
10A
ACC D
P7(A), P8(B)
Main Body ECU
ACC
IG
BECU
30
32
31
GR
W
X88(A), X91(D), X93(E)
No. 11 CAN
Junction Connector
PX2
PX4
X85(D), X86(E)
No. 10 CAN Junction Connector
R
W
B
W

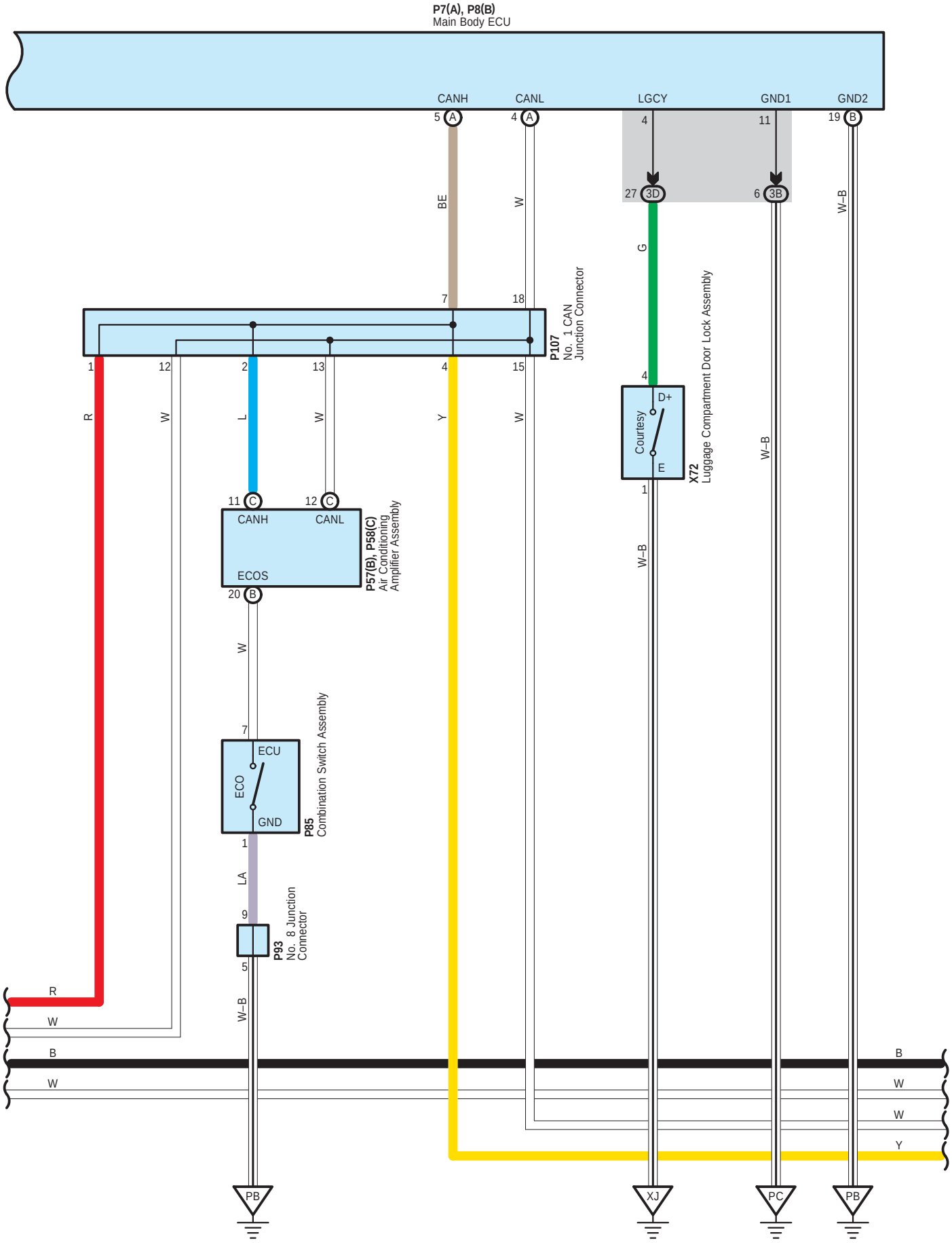
P7(A), P8(B)
Main Body ECU
CANH
CANL
LGCY
GND1
GND2
5 A
4 A
4
11
19 B
27 3D
6 3B
BE
W
G
W–B
7
18
P107
No. 1 CAN
Junction Connector
1
12
2
13
4
15
R
W
L
W
Y
W
4
D+
Courtesy
E
X72
Luggage Compartment Door Lock Assembly
1
W–B
W–B
11 C
12 C
CANH
CANL
ECOS
P57(B), P58(C)
Air Conditioning
Amplifier Assembly
20 B
W
7
ECU
ECO
GND
P85
Combination Switch Assembly
1
LA
9
P93
No. 8 Junction
Connector
5
W–B
R
W
B
W
B
W
W
Y
PB
XJ
PC
PB

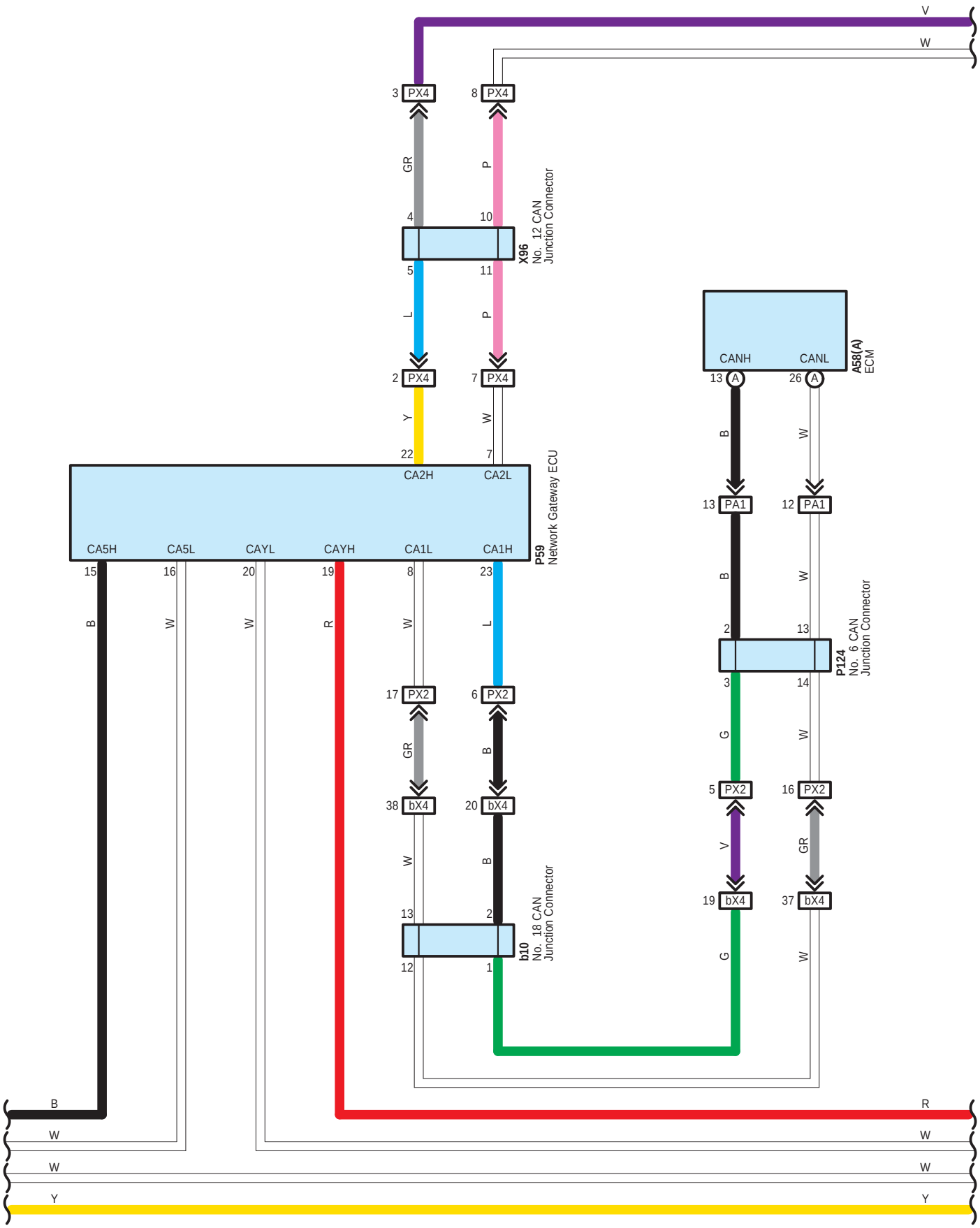
V
W
3 PX4
8 PX4
GR
P
4
10
X96
No. 12 CAN
Junction Connector
5
11
L
P
2 PX4
7 PX4
Y
W
22
7
CA2H
CA2L
P59
Network Gateway ECU
CA5H
CA5L
CAYL
CAYH
CA1L
CA1H
15
16
20
19
8
23
B
W
W
R
W
L
17 PX2
6 PX2
GR
B
38 bX4
20 bX4
W
B
13
2
12
1
b10
No. 18 CAN
Junction Connector
CANH
CANL
13 A
26 A
A58(A)
ECM
B
W
13 PA1
12 PA1
B
W
2
13
P124
No. 6 CAN
Junction Connector
3
14
G
W
5 PX2
16 PX2
V
GR
19 bX4
37 bX4
G
W
B
R
W
W
W
W
Y
Y

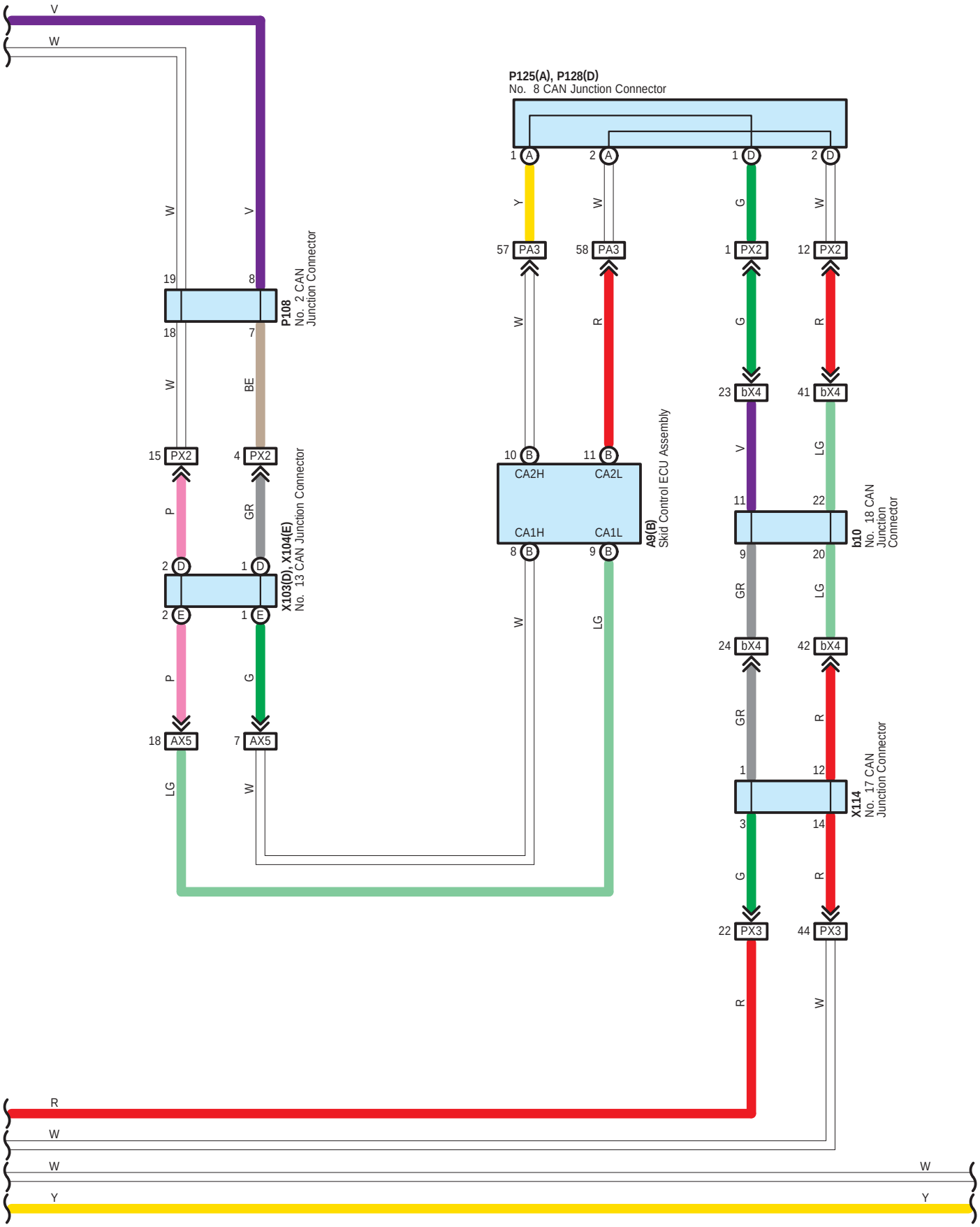
V
W
P125(A), P128(D)
No. 8 CAN Junction Connector
1 A
2 A
1 D
2 D
Y
W
G
W
57 PA3
58 PA3
1 PX2
12 PX2
W
R
G
R
23 bX4
41 bX4
V
LG
W
V
19
8
P108
No. 2 CAN
Junction Connector
18
7
W
BE
15 PX2
4 PX2
P
GR
X103(D), X104(E)
No. 13 CAN Junction Connector
2 D
1 D
2 E
1 E
P
G
18 AX5
7 AX5
LG
W
10 B
11 B
CA2H
CA2L
CA1H
CA1L
8 B
9 B
A9(B)
Skid Control ECU Assembly
W
LG
11
22
9
20
b10
No. 18 CAN
Junction
Connector
GR
LG
24 bX4
42 bX4
GR
R
1
12
X114
No. 17 CAN
Junction Connector
3
14
G
R
22 PX3
44 PX3
R
W
R
W
W
W
Y
Y

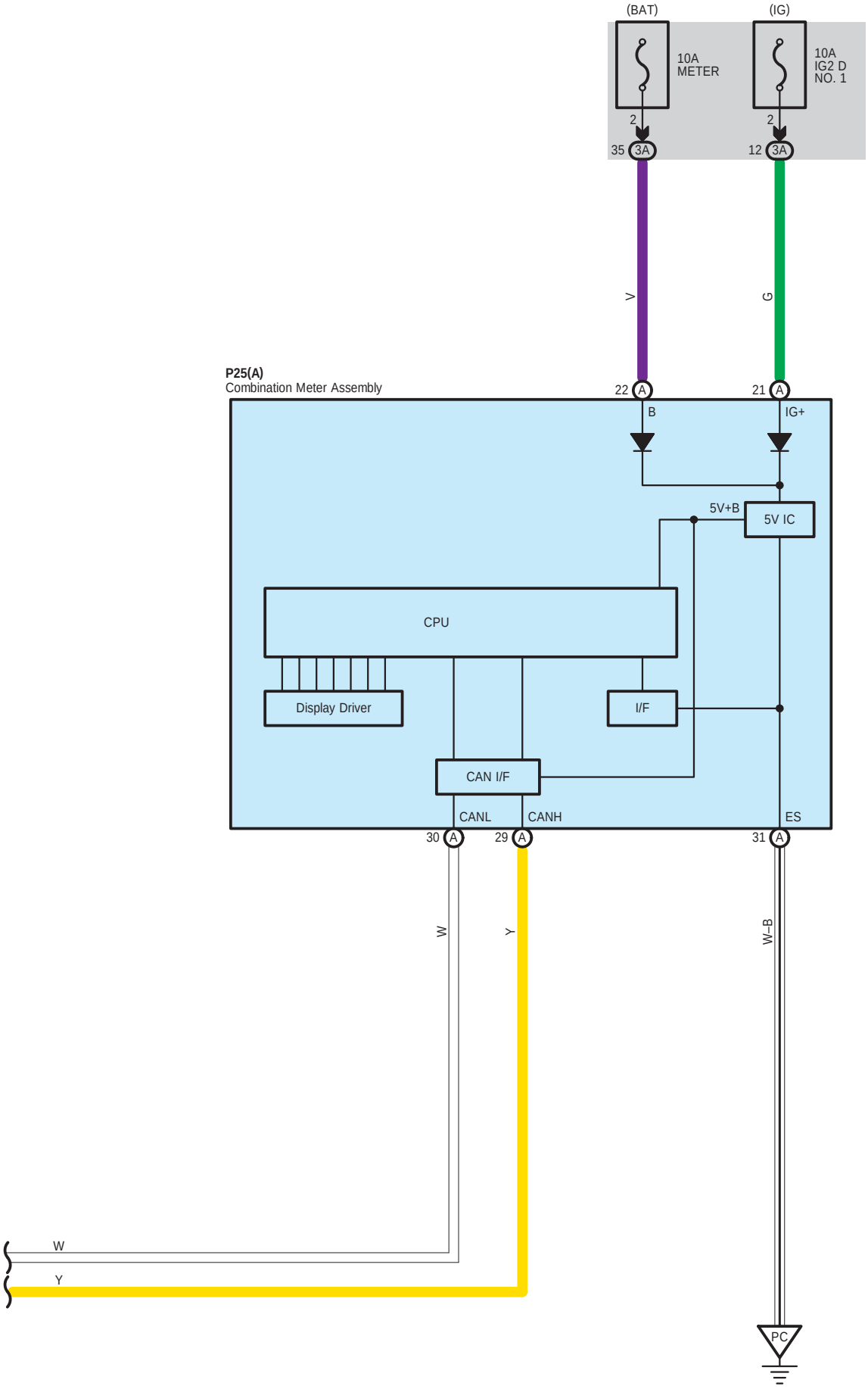
(BAT)
(IG)
10A
METER
10A
IG2 D
NO. 1
2
2
35 3A
12 3A
V
G
P25(A)
Combination Meter Assembly
22 A
21 A
B
IG+
5V+B
5V IC
CPU
Display Driver
I/F
CAN I/F
CANL
CANH
ES
30 A
29 A
31 A
W
Y
W–B
W
Y
PC

A9
Black

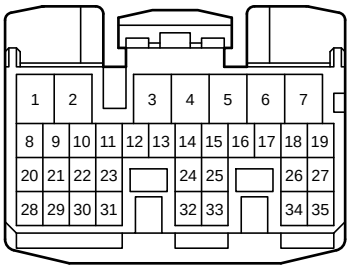

90980-12528

A58
Black

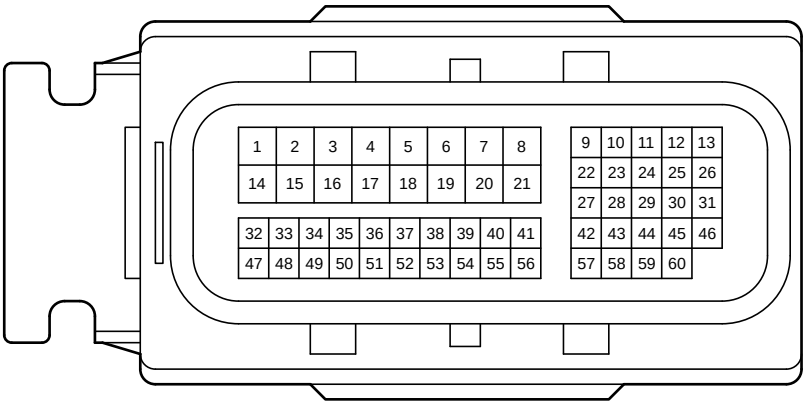

90980-12931

P7
Black

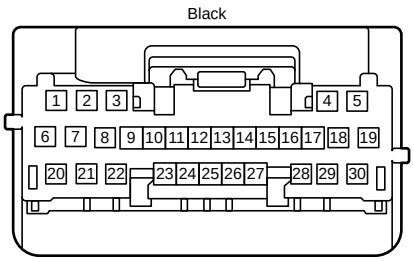

90980-12C62

P8
Black

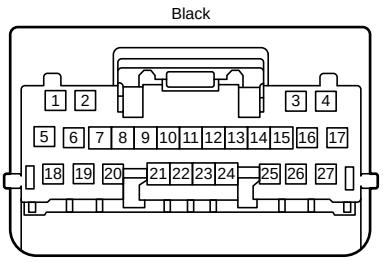

90980-12C63

P25
Black

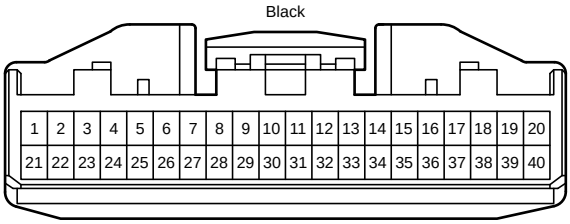

90980-12557

P57
White

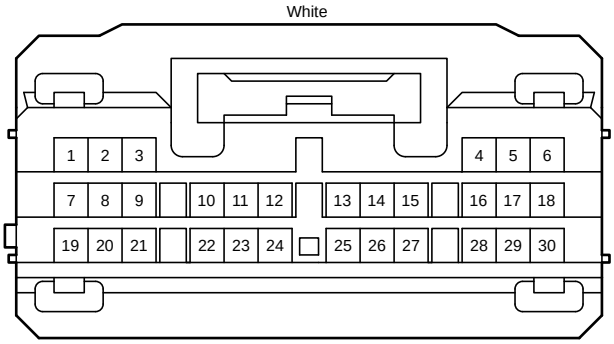

90980-12761

P58
White

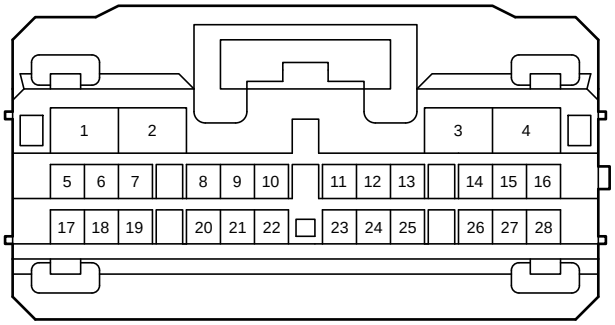

90980-12760

P59
Black

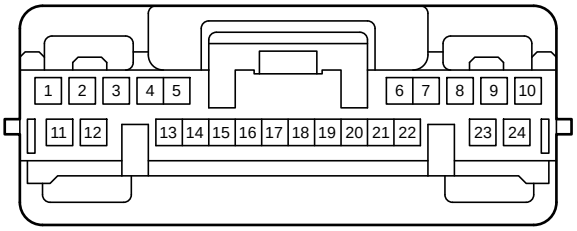

90980-12912

P78
Black

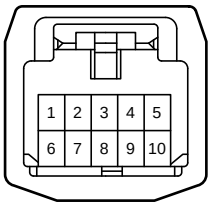

82824-78040

P85
White

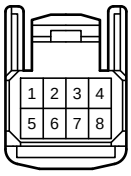

90980-12551

P93
Blue

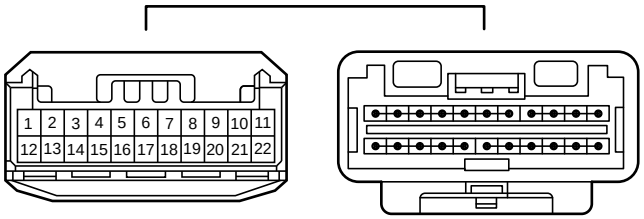

90980-12B54

P107
White

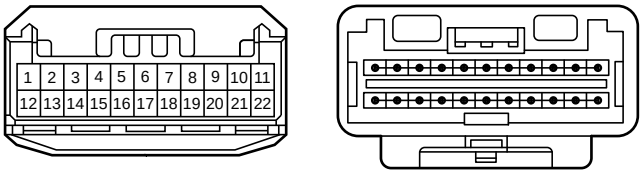

90980-12B54

P108
White

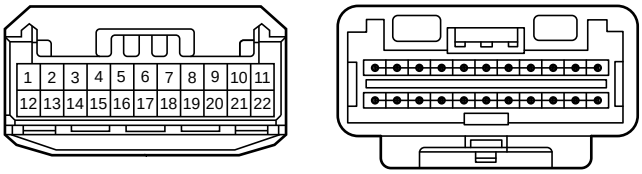

90980-12B54

P124
Black

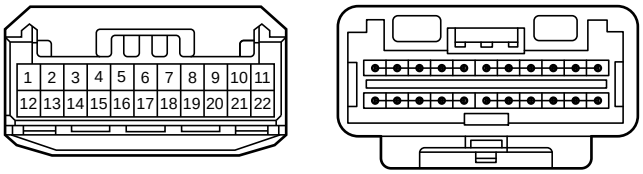

90980-12B54

P125
White

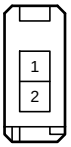

90980-12827

P128
White

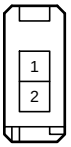

90980-12827

X72
White

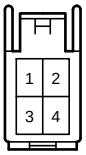

90980-12211

X79
Black

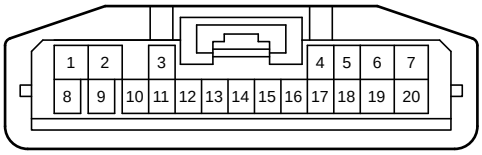

90980-12976

X85
White

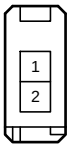

90980-12827

X86
White

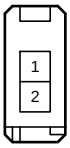

90980-12827

X88
White

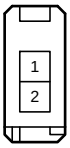

90980-12827

X91
White

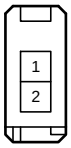

90980-12827

X93
White

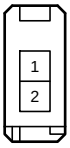

90980-12827

X96
White

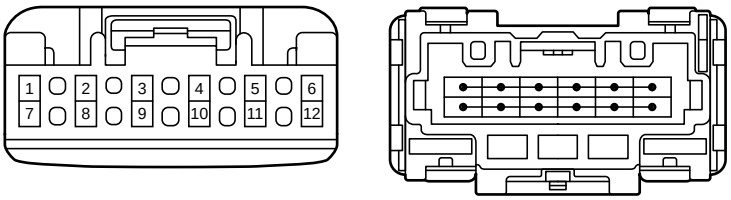

90980-12C68

X103
White

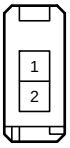

90980-12827

X104
White

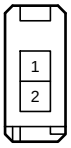

90980-12827

X114
White

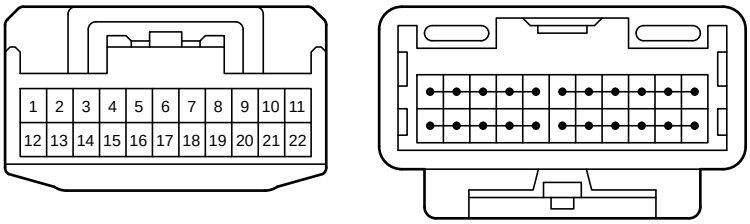

90980-12372

b10
Black

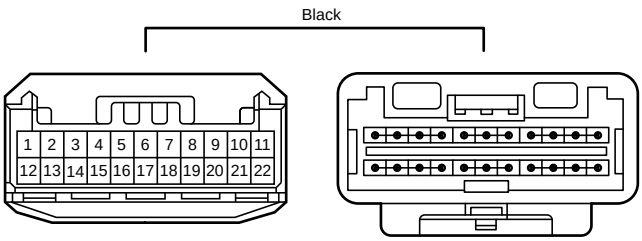

90980-12B54

d2
White

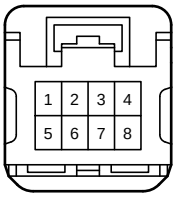

90980-12735

3A
White

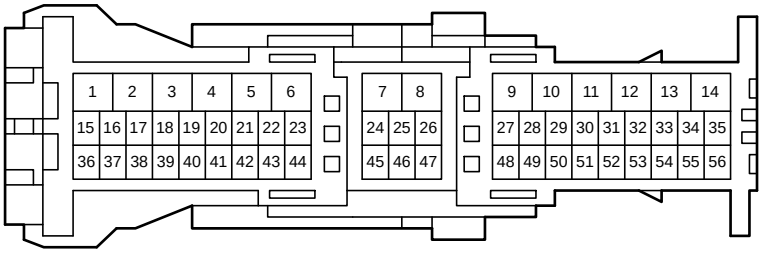

90980-12943

3B
White

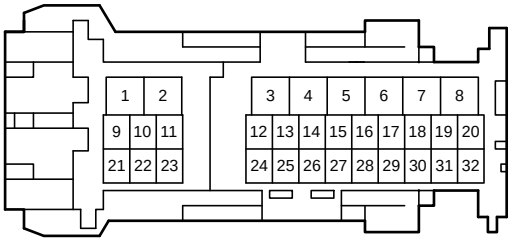

90980-12A48

3D
White

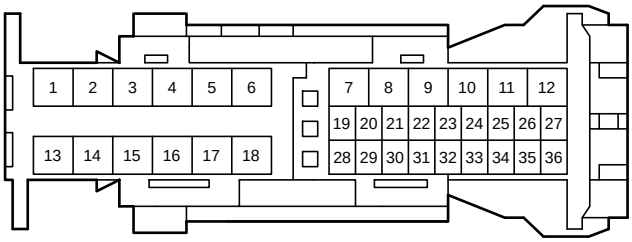

90980-12944

AX5
White

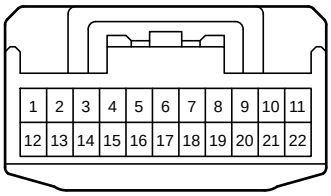

90980-12372

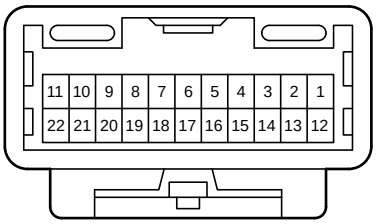

90980-12371

PA1
White

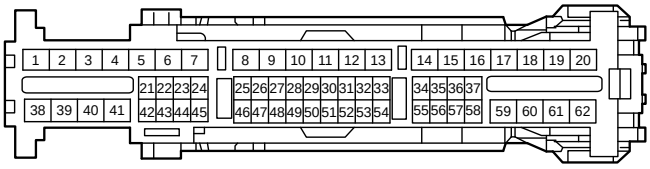

90980-12B22

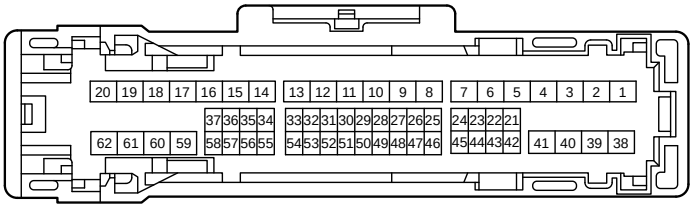

90980-12B21

PA3
White

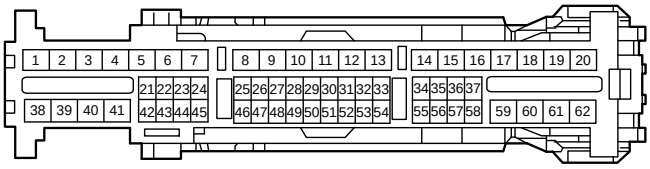

90980-12B22

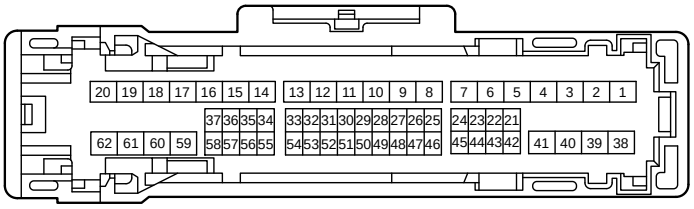

90980-12B21

PX1
Gray

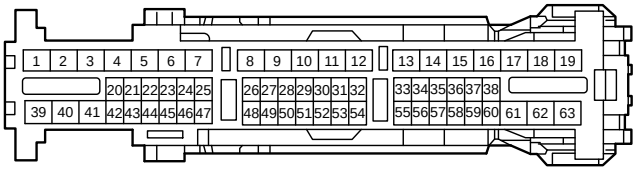

90980-12B20

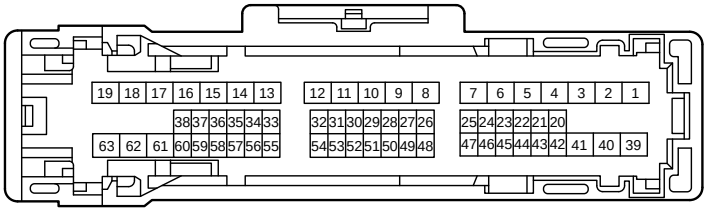

90980-12B19

PX2
White

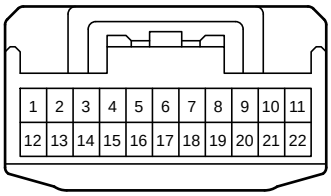

90980-12372

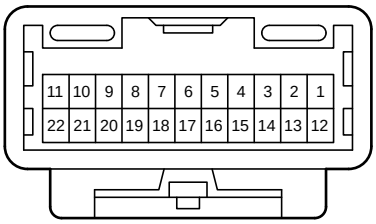

90980-12371

PX3
Gray

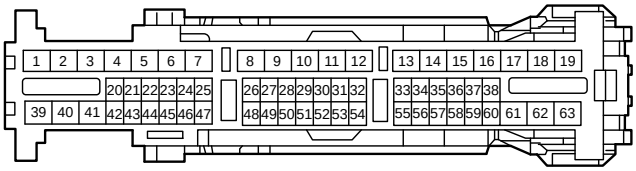

90980-12B20

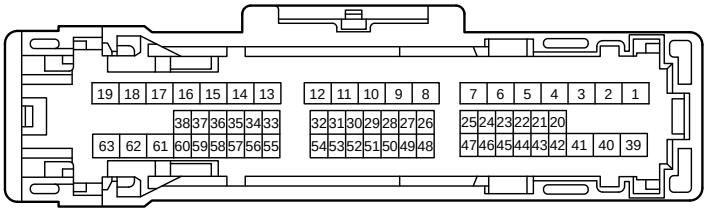

90980-12B19

PX4
White

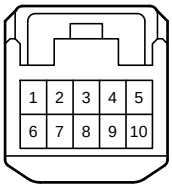

90980-12368

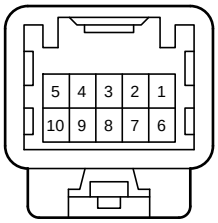

90980-12367

bX1
Gray

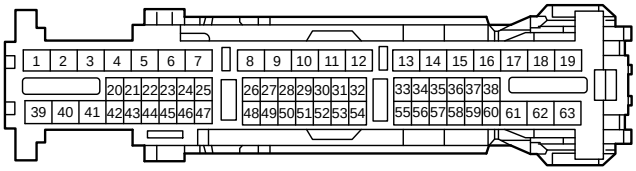

90980-12B20

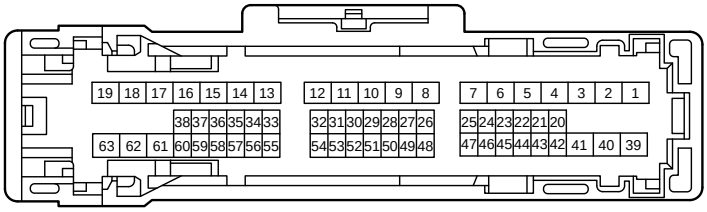

90980-12B19

bX4
White

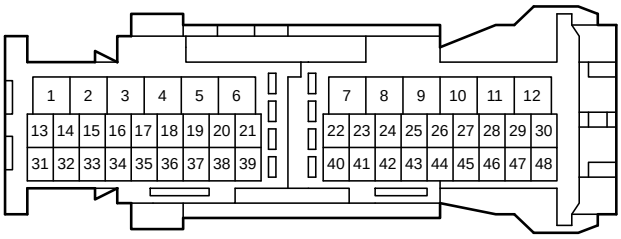

90980-12779

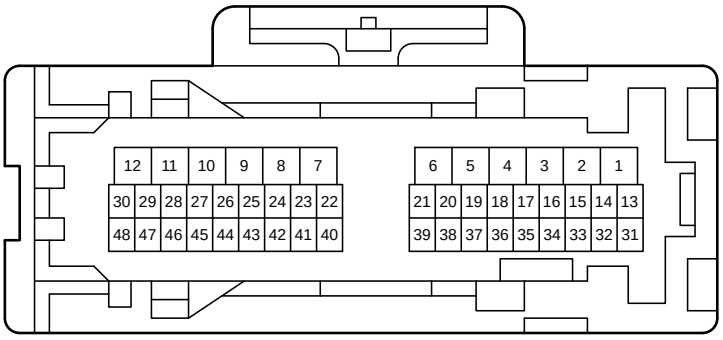

90980-12799

dX1
White

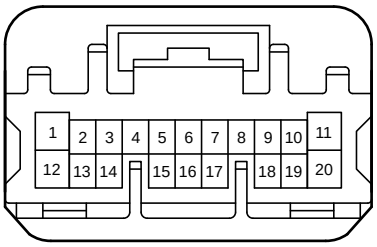

90980-12741

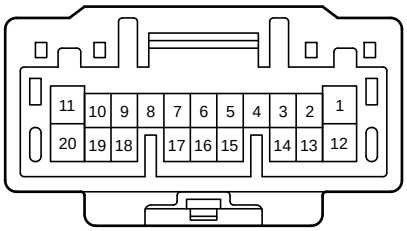

90980-12740