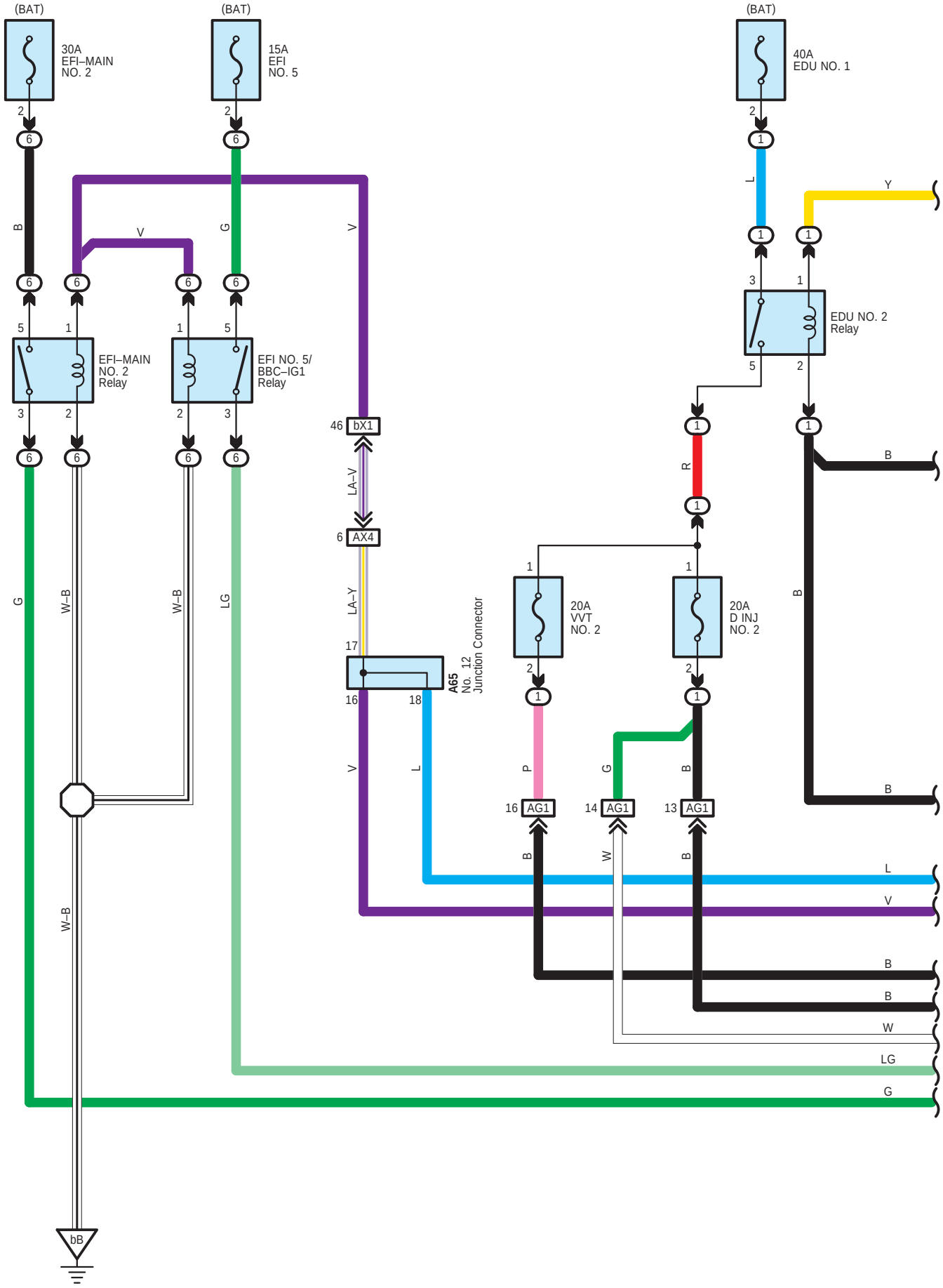
(BAT)
30A
EFI–MAIN
NO. 2
(BAT)
15A
EFI
NO. 5
(BAT)
40A
EDU NO. 1
EFI–MAIN
NO. 2
Relay
EFI NO. 5/
BBC–IG1
Relay
EDU NO. 2
Relay
46 bX1
LA–V
6 AX4
LA–Y
17
16
18
A65
No. 12
Junction Connector
20A
VVT
NO. 2
20A
D INJ
NO. 2
16 AG1
14 AG1
13 AG1
bB
B
V
G
W–B
LG
L
Y
R
P
W

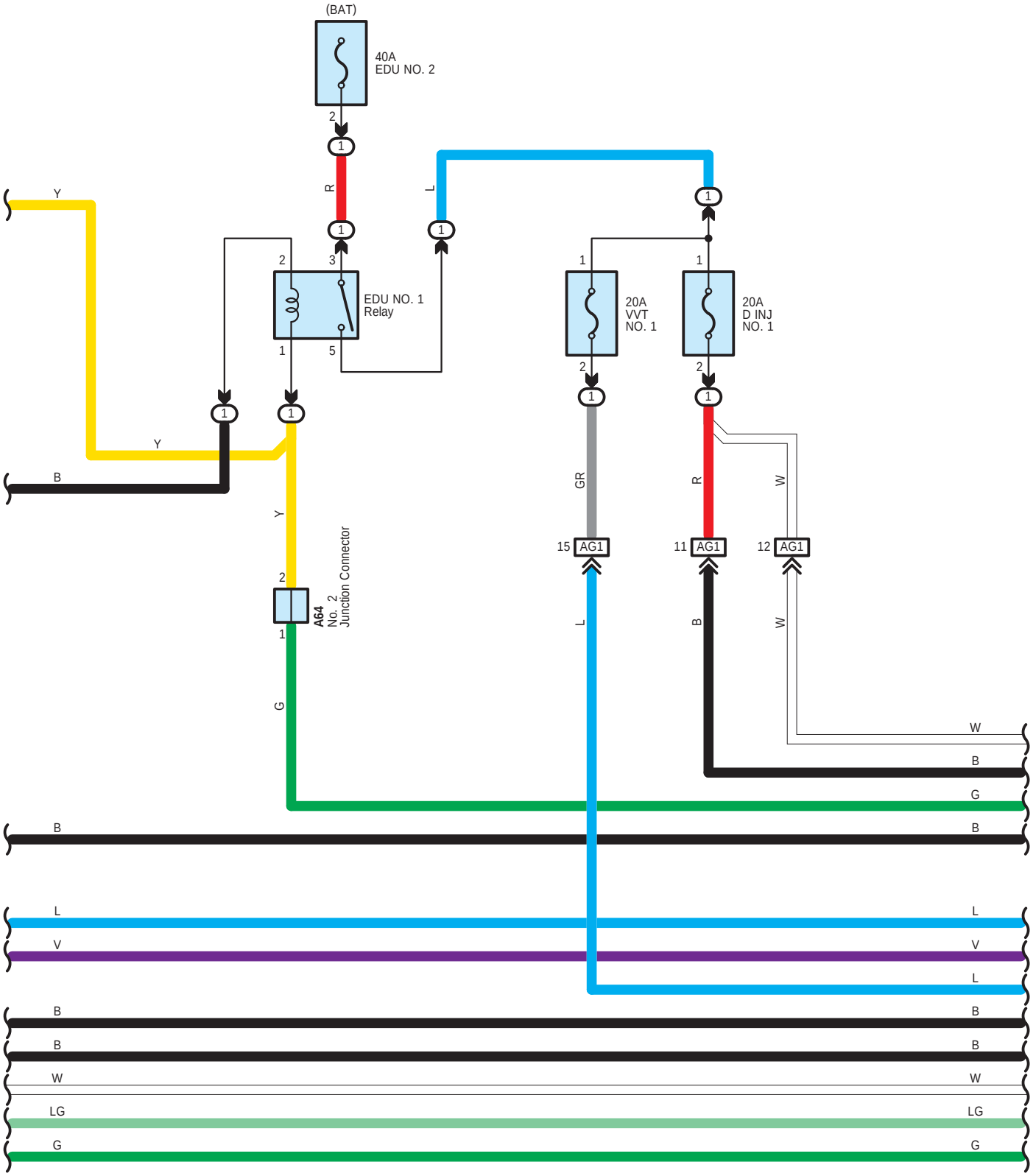
(BAT)
40A
EDU NO. 2
EDU NO. 1
Relay
20A
VVT
NO. 1
20A
D INJ
NO. 1
A64
No. 2
Junction Connector
AG1
AG1
AG1
Y
B
R
L
GR
W
G
V
LG

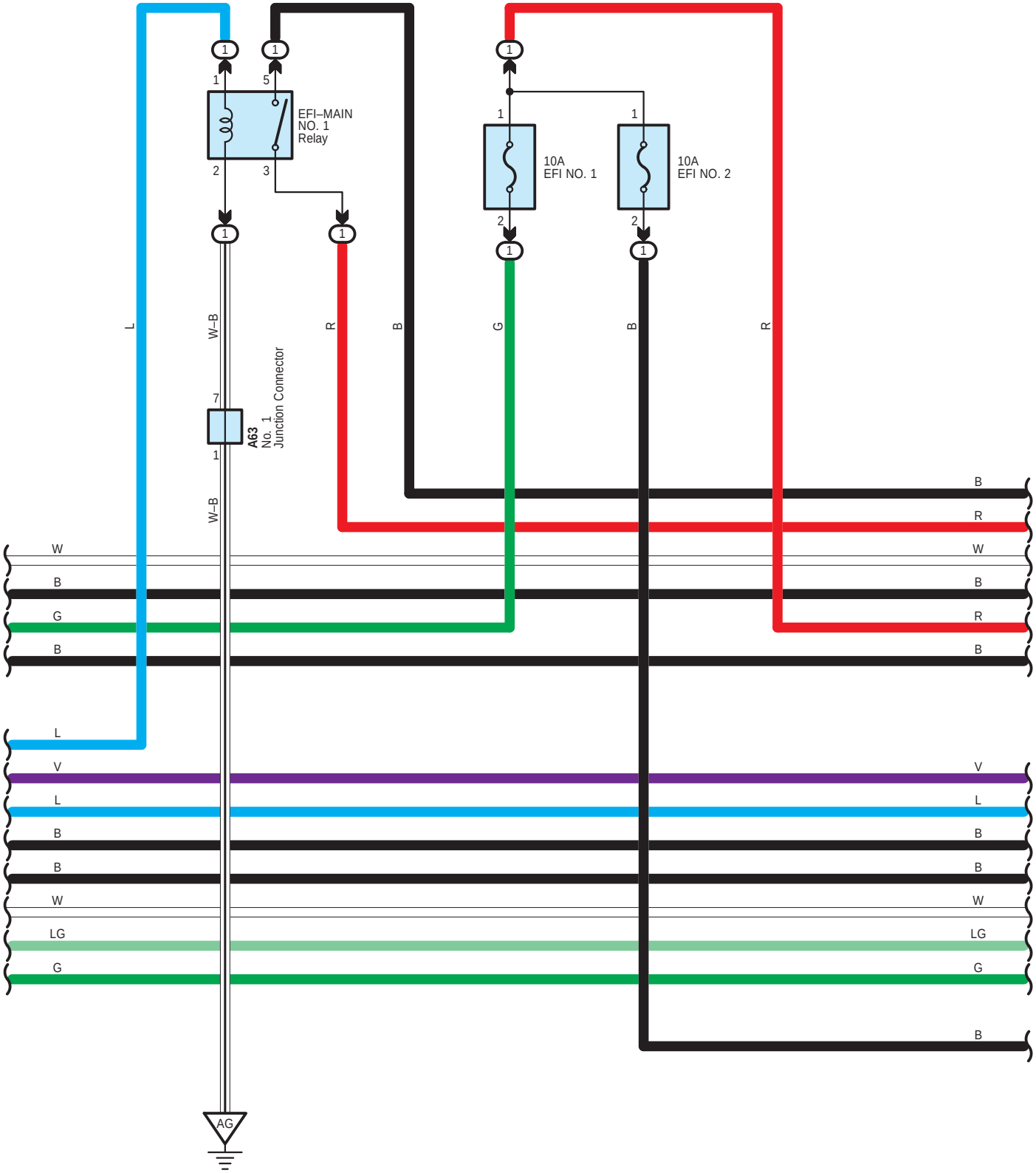
EFI–MAIN
NO. 1
Relay
10A
EFI NO. 1
10A
EFI NO. 2
A63
No. 1
Junction Connector
W–B
AG

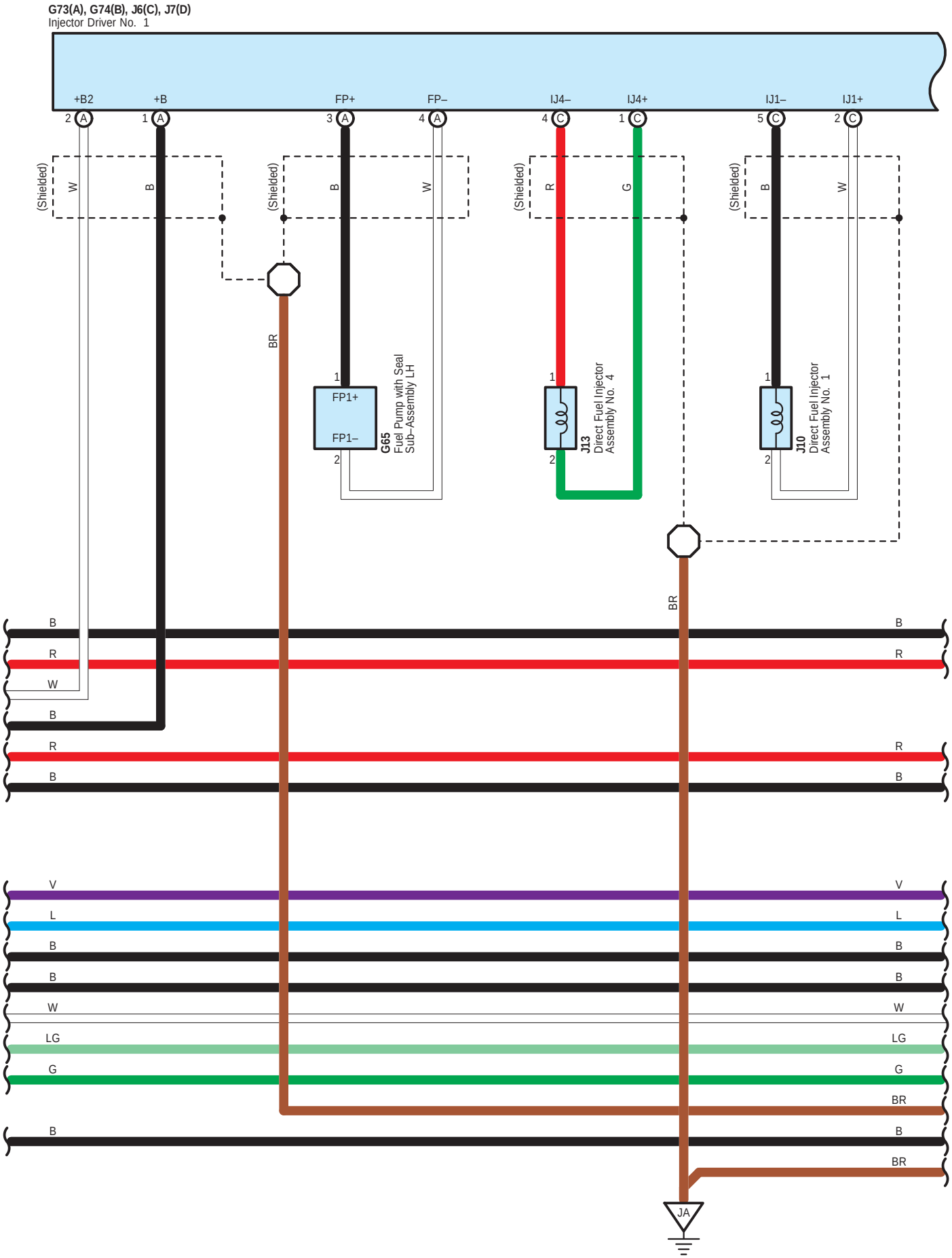
G73(A), G74(B), J6(C), J7(D)
Injector Driver No. 1
+B2
+B
FP+
FP–
IJ4–
IJ4+
IJ1–
IJ1+
(Shielded)
FP1+
FP1–
G65
Fuel Pump with Seal
Sub–Assembly LH
J13
Direct Fuel Injector
Assembly No. 4
J10
Direct Fuel Injector
Assembly No. 1
JA

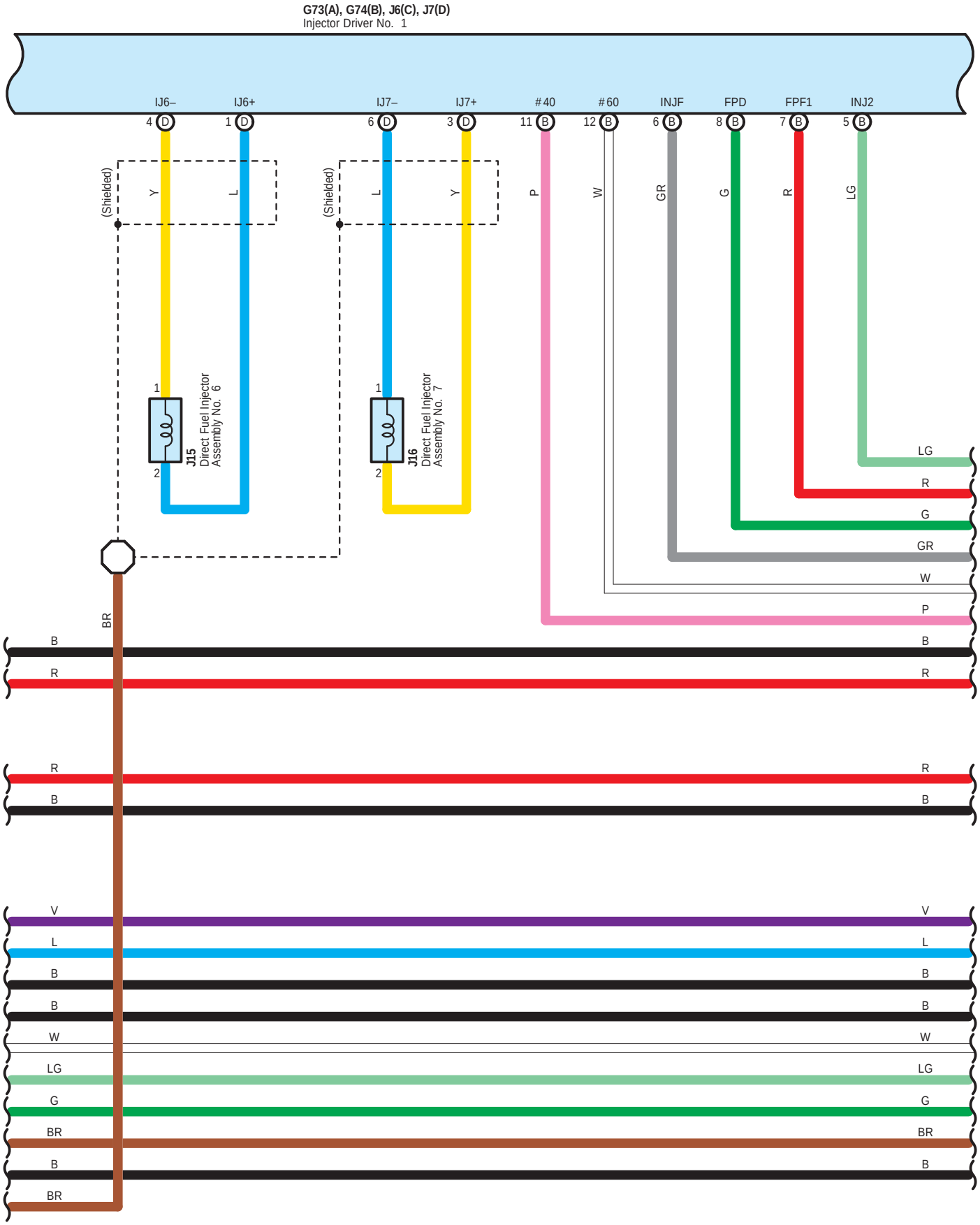
G73(A), G74(B), J6(C), J7(D)
Injector Driver No. 1
IJ6–
IJ6+
IJ7–
IJ7+
#40
#60
INJF
FPD
FPF1
INJ2
4 D
1 D
6 D
3 D
11 B
12 B
6 B
8 B
7 B
5 B
(Shielded)
Y
L
(Shielded)
L
Y
P
W
GR
G
R
LG
1
2
J15
Direct Fuel Injector Assembly No. 6
1
2
J16
Direct Fuel Injector Assembly No. 7
LG
R
G
GR
W
P
BR
B
B
R
R
R
R
B
B
V
V
L
L
B
B
B
B
W
W
LG
LG
G
G
BR
BR
B
B
BR

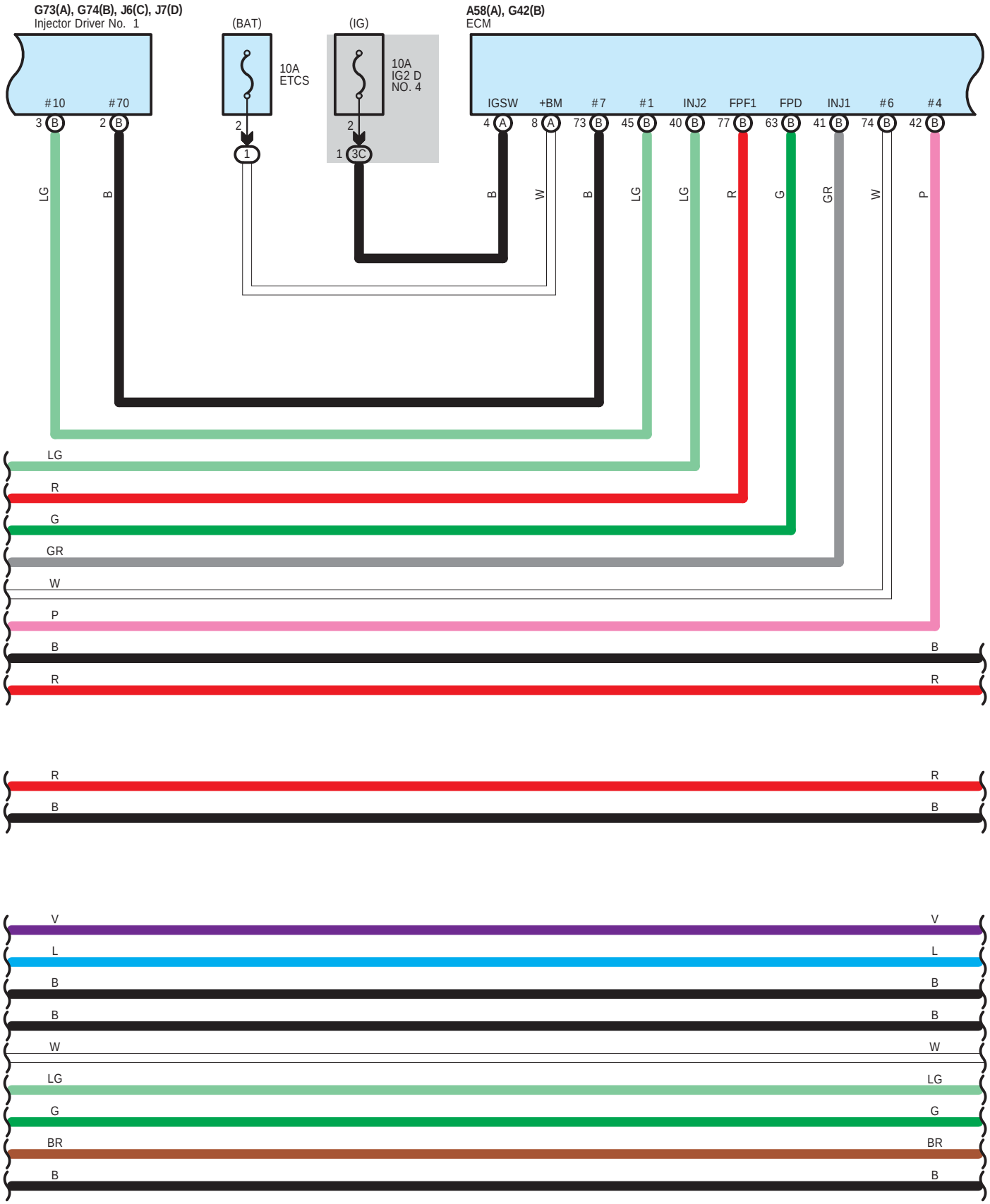
G73(A), G74(B), J6(C), J7(D)
Injector Driver No. 1
#10
#70
3 B
2 B
(BAT)
10A
ETCS
2
1
(IG)
10A
IG2 D
NO. 4
2
1 3C
A58(A), G42(B)
ECM
IGSW
+BM
#7
#1
INJ2
FPF1
FPD
INJ1
#6
#4
4 A
8 A
73 B
45 B
40 B
77 B
63 B
41 B
74 B
42 B
LG
B
B
W
B
LG
LG
R
G
GR
W
P
LG
R
G
GR
W
P
B
B
R
R
R
R
B
B
V
V
L
L
B
B
B
B
W
W
LG
LG
G
G
BR
BR
B
B

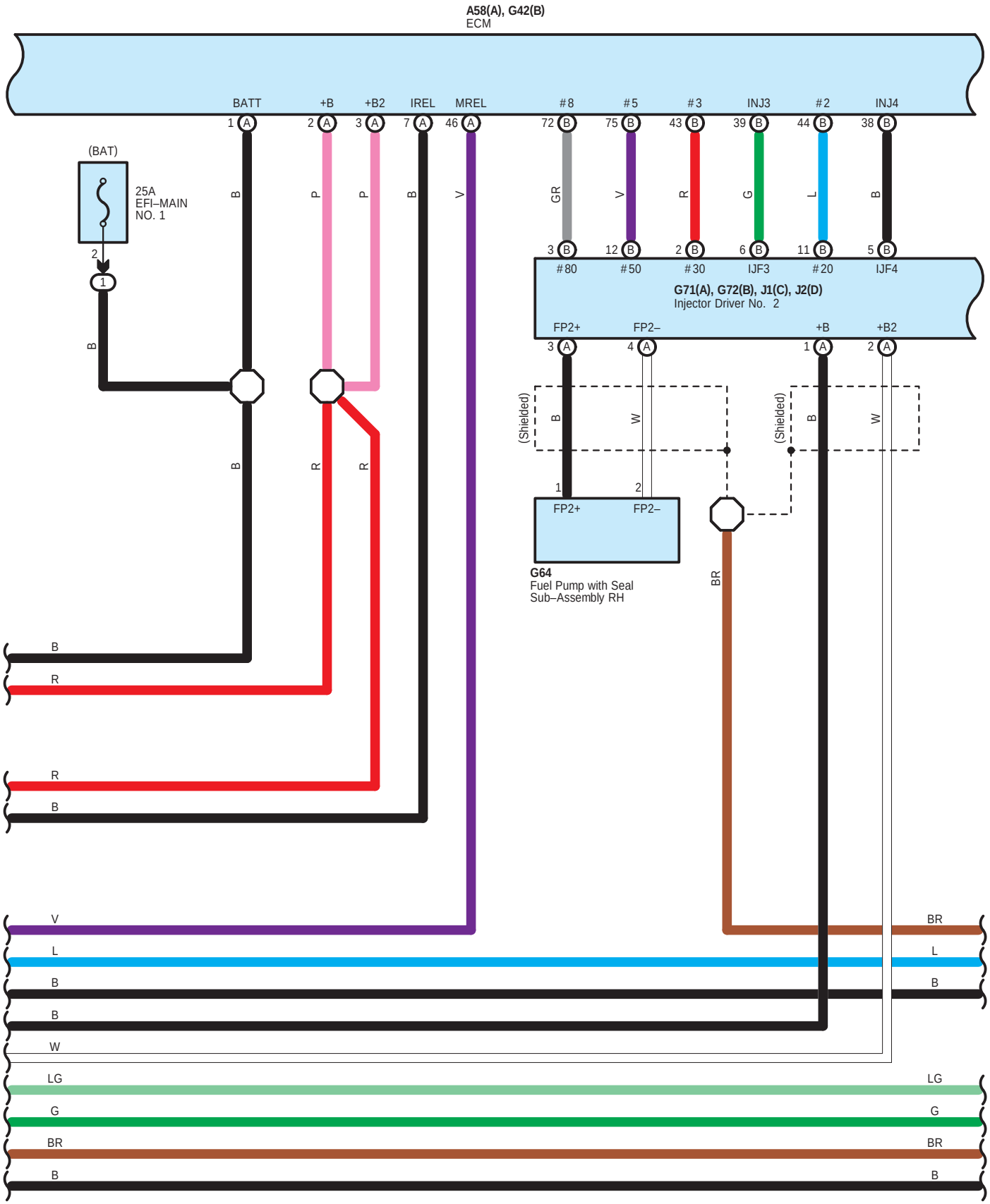
A58(A), G42(B)
ECM
BATT
+B
+B2
IREL
MREL
#8
#5
#3
INJ3
#2
INJ4
(BAT)
25A
EFI–MAIN
NO. 1
#80
#50
#30
IJF3
#20
IJF4
G71(A), G72(B), J1(C), J2(D)
Injector Driver No. 2
FP2+
FP2–
+B
+B2
(Shielded)
(Shielded)
FP2+
FP2–
G64
Fuel Pump with Seal
Sub–Assembly RH

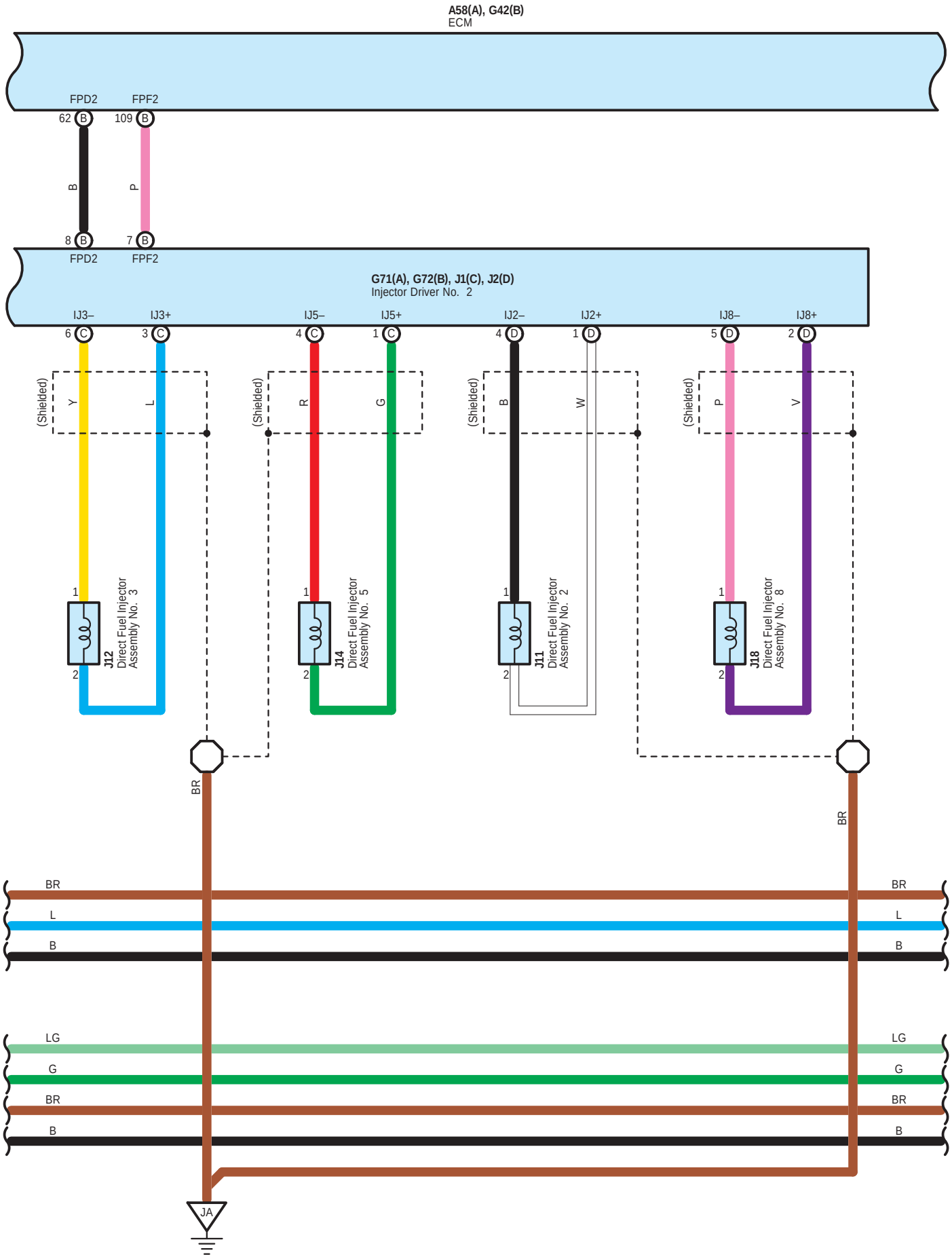
A58(A), G42(B)
ECM
FPD2
FPF2
62 B
109 B
B
P
8 B
7 B
FPD2
FPF2
G71(A), G72(B), J1(C), J2(D)
Injector Driver No. 2
IJ3–
IJ3+
IJ5–
IJ5+
IJ2–
IJ2+
IJ8–
IJ8+
6 C
3 C
4 C
1 C
4 D
1 D
5 D
2 D
(Shielded)
Y
L
R
G
B
W
P
V
1
2
J12
Direct Fuel Injector
Assembly No. 3
J14
Direct Fuel Injector
Assembly No. 5
J11
Direct Fuel Injector
Assembly No. 2
J18
Direct Fuel Injector
Assembly No. 8
BR
L
B
LG
G
JA

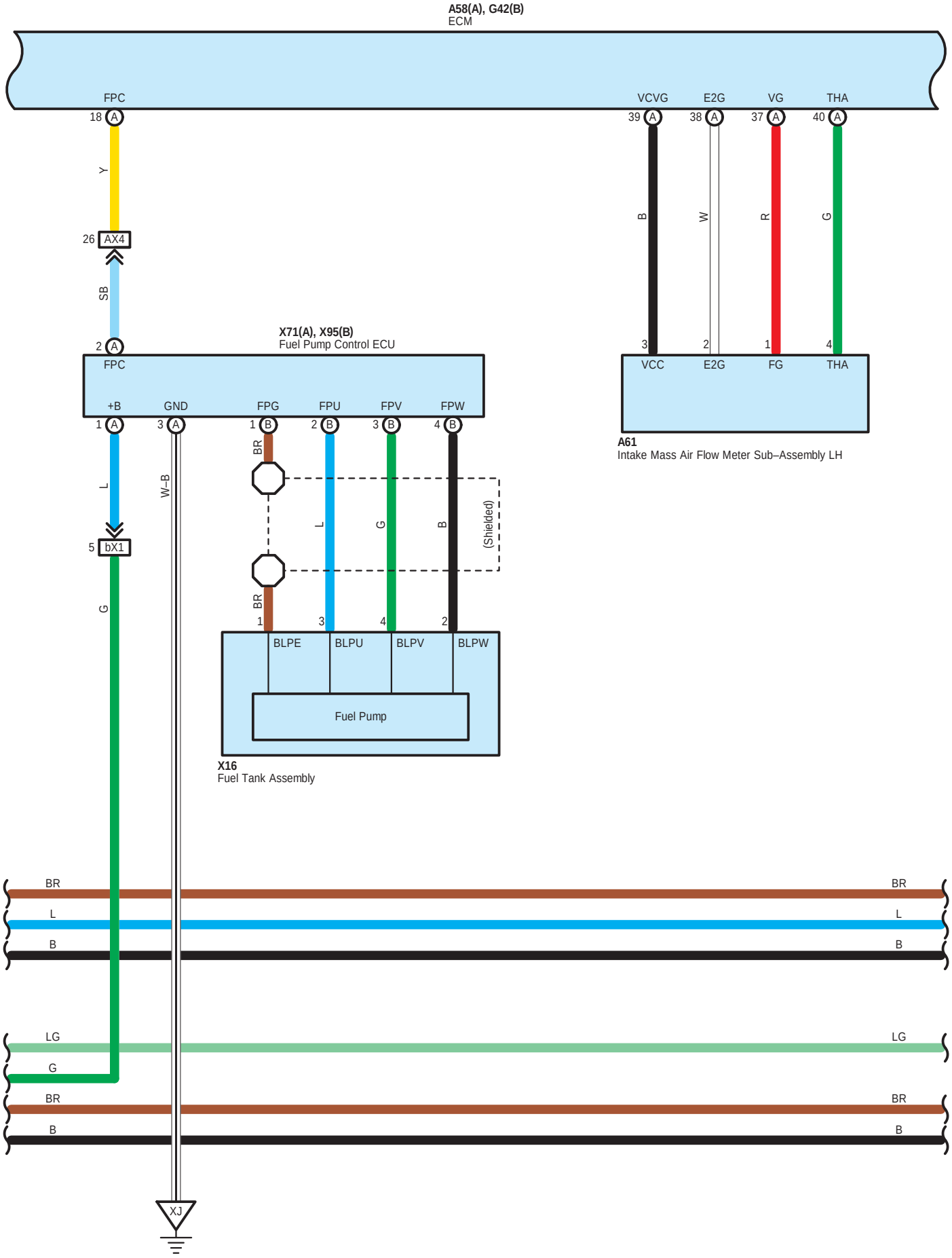
A58(A), G42(B)
ECM
FPC
18 A
Y
26 AX4
SB
2 A
VCVG
E2G
VG
THA
39 A
38 A
37 A
40 A
B
W
R
G
3
2
1
4
VCC
E2G
FG
THA
A61
Intake Mass Air Flow Meter Sub–Assembly LH
X71(A), X95(B)
Fuel Pump Control ECU
FPC
+B
GND
FPG
FPU
FPV
FPW
1 A
3 A
1 B
2 B
3 B
4 B
L
W–B
BR
L
G
B
(Shielded)
5 bX1
G
BR
1
3
4
2
BLPE
BLPU
BLPV
BLPW
Fuel Pump
X16
Fuel Tank Assembly
BR
L
B
LG
G
BR
B
XJ

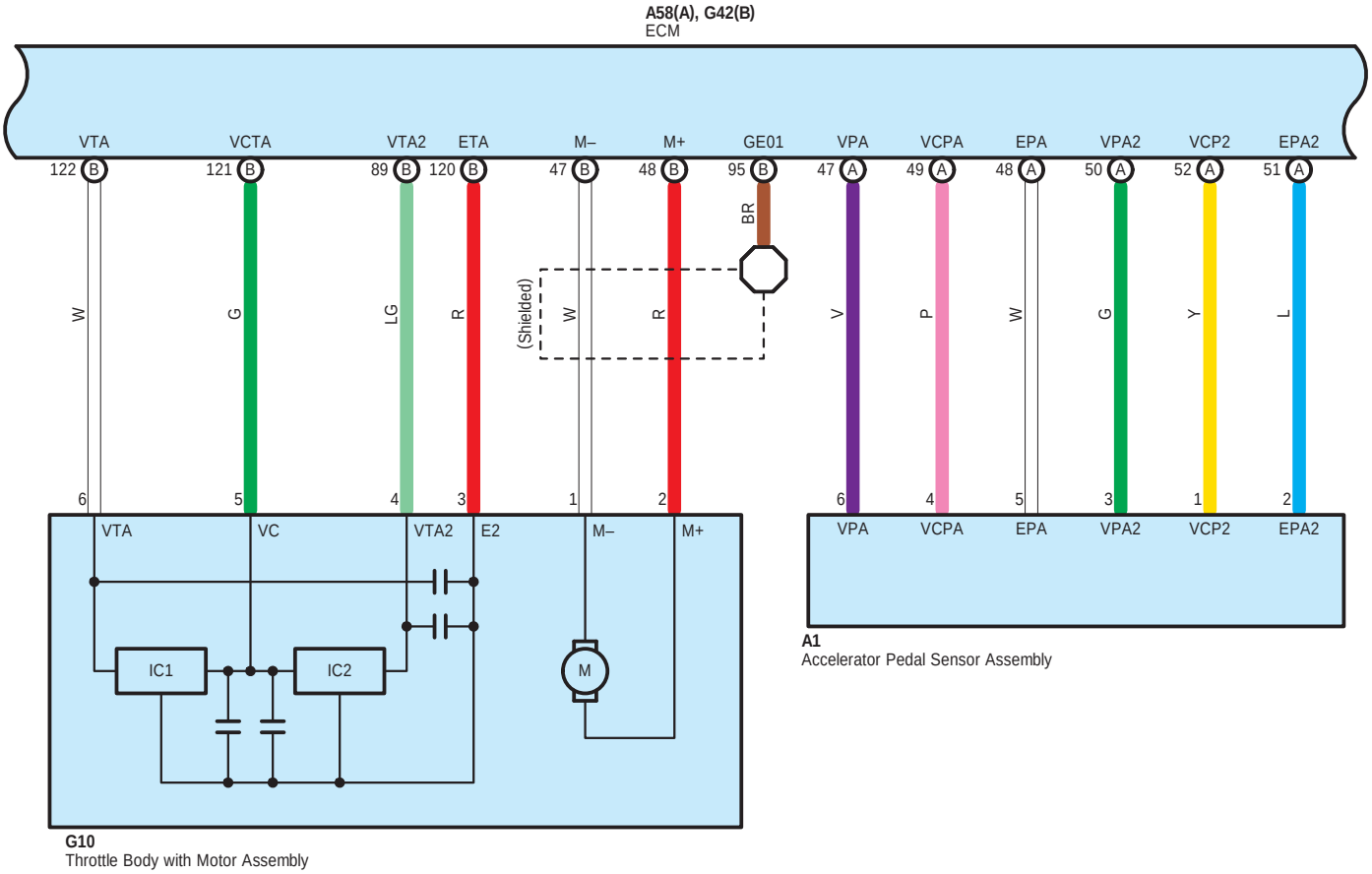
A58(A), G42(B)
ECM
VTA
VCTA
VTA2
ETA
M–
M+
GE01
VPA
VCPA
EPA
VPA2
VCP2
EPA2
122 B
121 B
89 B
120 B
47 B
48 B
95 B
47 A
49 A
48 A
50 A
52 A
51 A
W
G
LG
R
(Shielded)
W
R
BR
V
P
W
G
Y
L
6
5
4
3
1
2
6
4
5
3
1
2
VTA
VC
VTA2
E2
M–
M+
IC1
IC2
M
VPA
VCPA
EPA
VPA2
VCP2
EPA2
A1
Accelerator Pedal Sensor Assembly
G10
Throttle Body with Motor Assembly

BR
BR
L
L
B
B
LG
LG
BR
BR
B
B

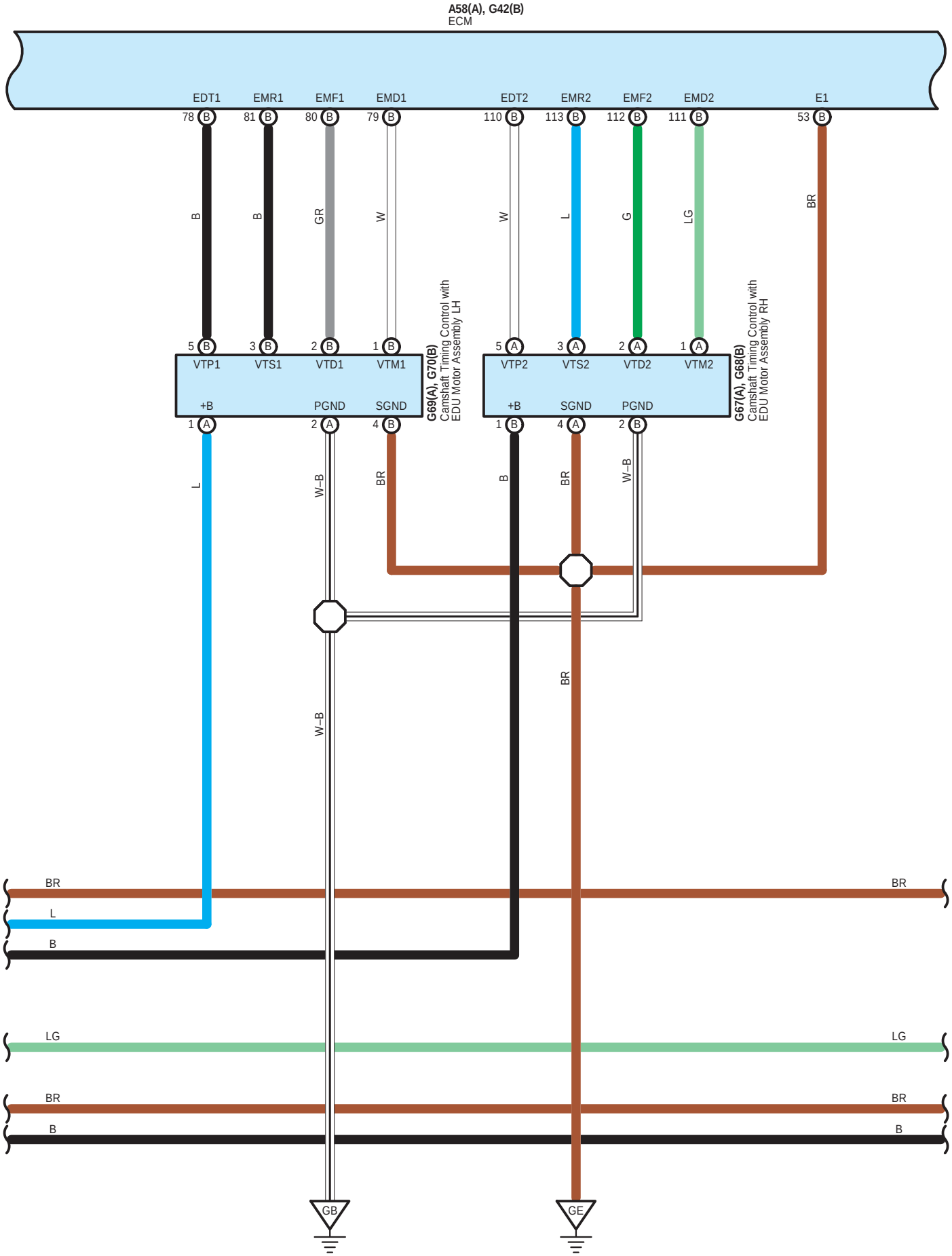
A58(A), G42(B)
ECM
EDT1
EMR1
EMF1
EMD1
EDT2
EMR2
EMF2
EMD2
E1
78 B
81 B
80 B
79 B
110 B
113 B
112 B
111 B
53 B
B
B
GR
W
W
L
G
LG
BR
5 B
3 B
2 B
1 B
VTP1
VTS1
VTD1
VTM1
+B
PGND
SGND
1 A
2 A
4 B
G69(A), G70(B)
Camshaft Timing Control with
EDU Motor Assembly LH
5 A
3 A
2 A
1 A
VTP2
VTS2
VTD2
VTM2
+B
SGND
PGND
1 B
4 A
2 B
G67(A), G68(B)
Camshaft Timing Control with
EDU Motor Assembly RH
L
W–B
BR
B
BR
W–B
W–B
BR
BR
L
B
BR
LG
LG
BR
BR
B
B
GB
GE

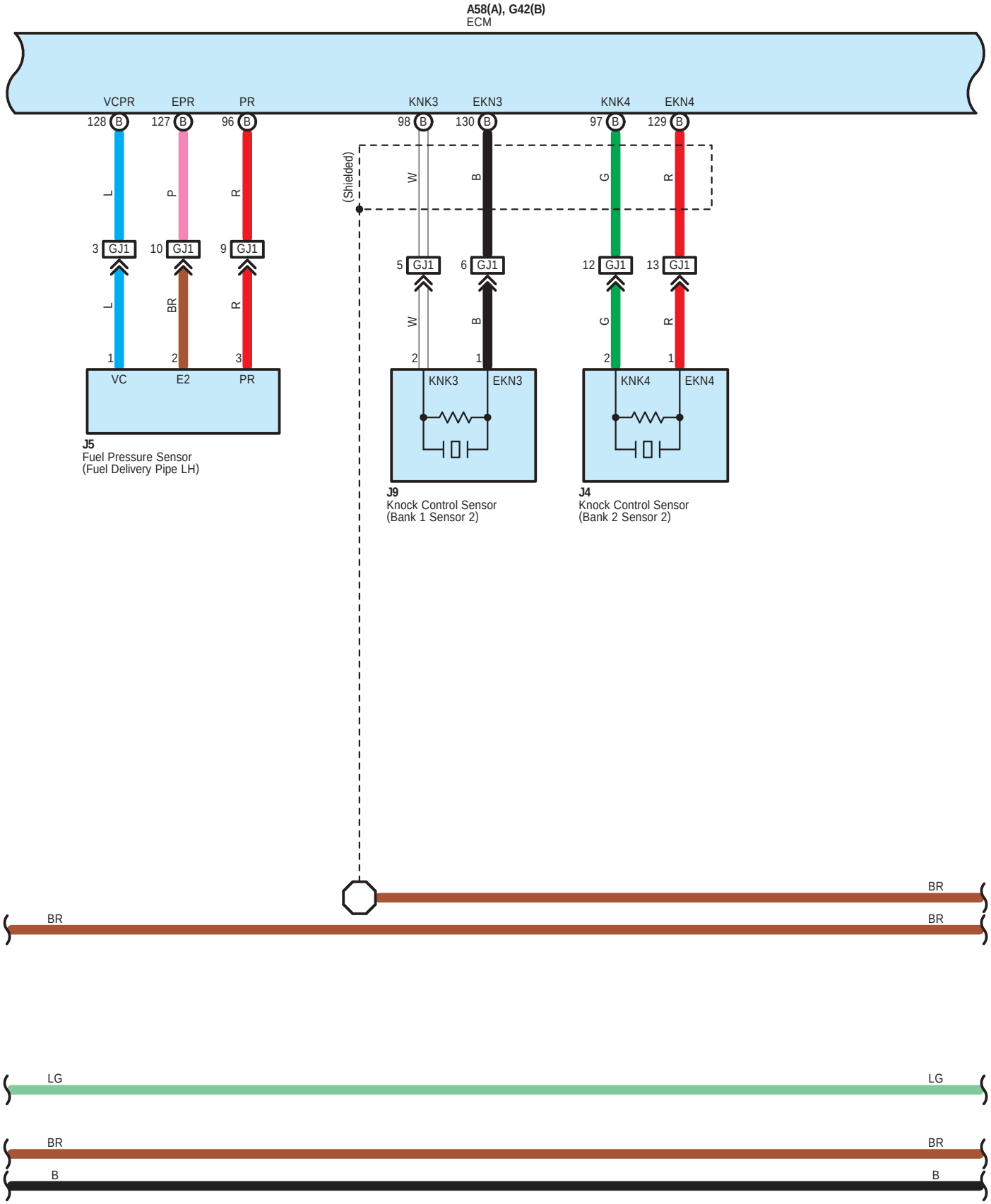
A58(A), G42(B)
ECM
VCPR
EPR
PR
KNK3
EKN3
KNK4
EKN4
128 B
127 B
96 B
98 B
130 B
97 B
129 B
(Shielded)
L
P
R
W
B
G
R
3 GJ1
10 GJ1
9 GJ1
5 GJ1
6 GJ1
12 GJ1
13 GJ1
L
BR
R
W
B
G
R
1
2
3
2
1
2
1
VC
E2
PR
KNK3
EKN3
KNK4
EKN4
J5
Fuel Pressure Sensor
(Fuel Delivery Pipe LH)
J9
Knock Control Sensor
(Bank 1 Sensor 2)
J4
Knock Control Sensor
(Bank 2 Sensor 2)
BR
BR
BR
BR
LG
LG
BR
BR
B
B

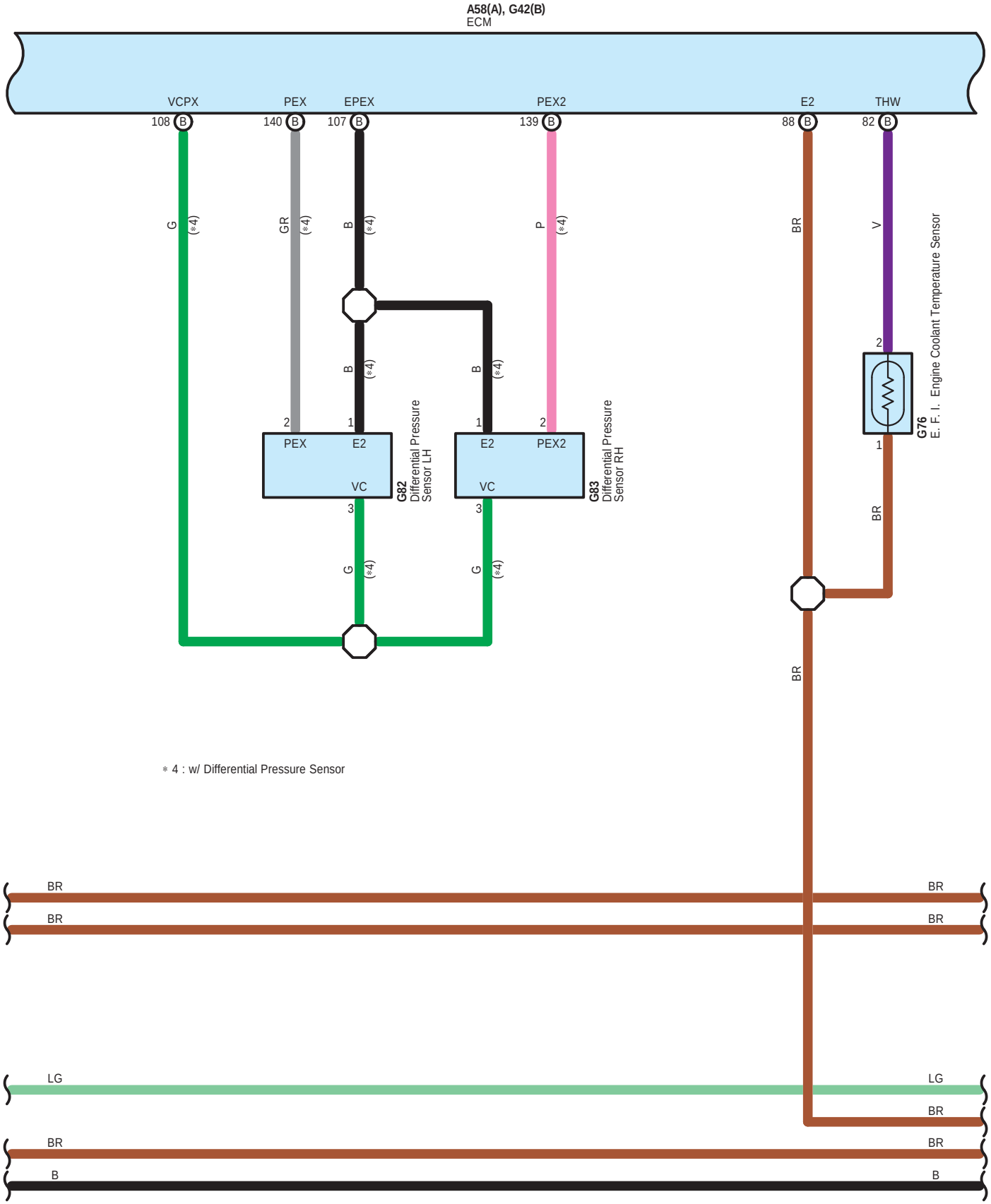

* 4 : w/ Differential Pressure Sensor

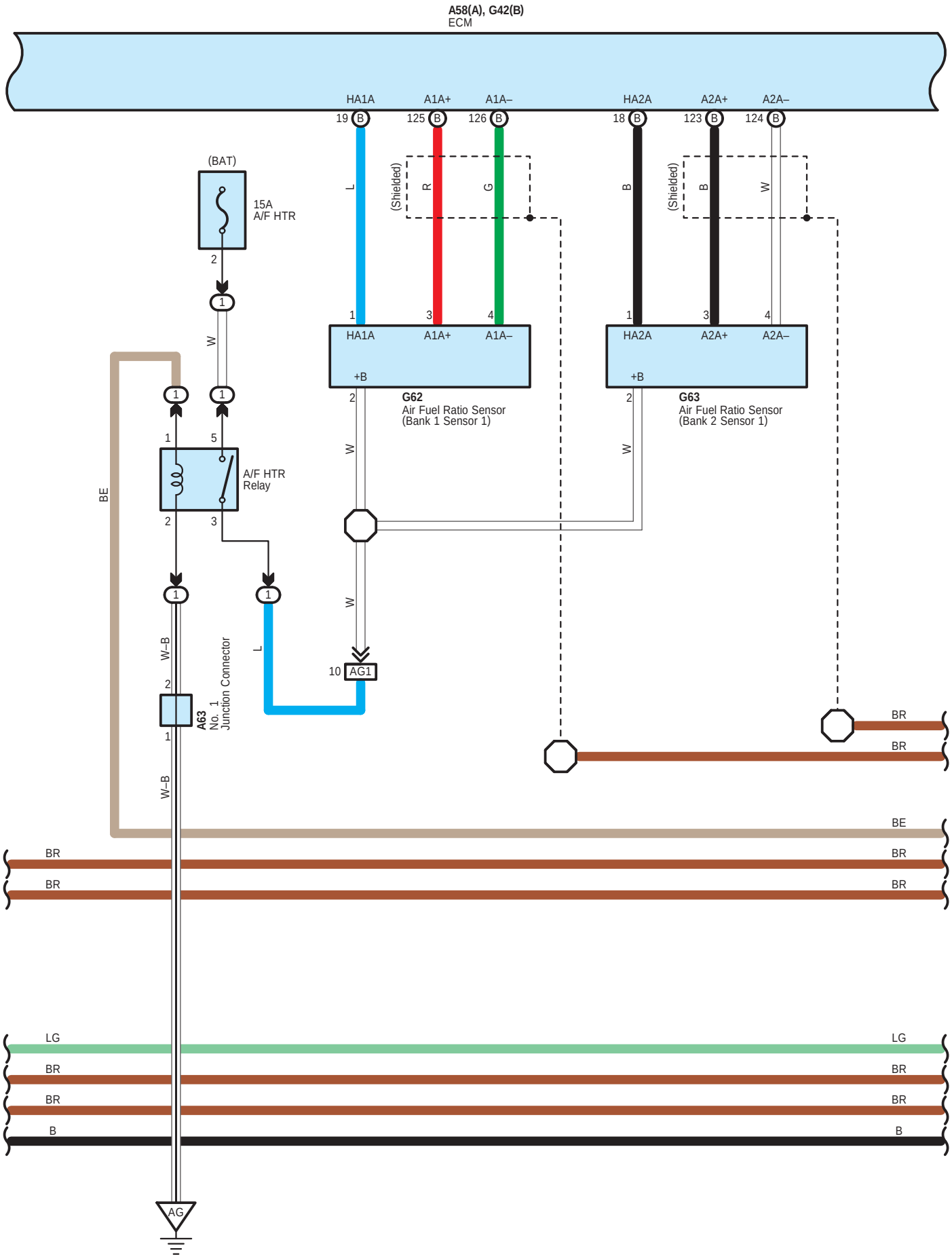
A58(A), G42(B)
ECM
HA1A
A1A+
A1A–
HA2A
A2A+
A2A–
19
125
126
18
123
124
(BAT)
15A
A/F HTR
(Shielded)
(Shielded)
L
R
G
B
B
W
HA1A
A1A+
A1A–
+B
G62
Air Fuel Ratio Sensor
(Bank 1 Sensor 1)
HA2A
A2A+
A2A–
+B
G63
Air Fuel Ratio Sensor
(Bank 2 Sensor 1)
A/F HTR
Relay
BE
W–B
W–B
A63
No. 1
Junction Connector
AG1
BR
BR
BE
BR
BR
BR
BR
LG
LG
BR
BR
BR
BR
B
B
AG

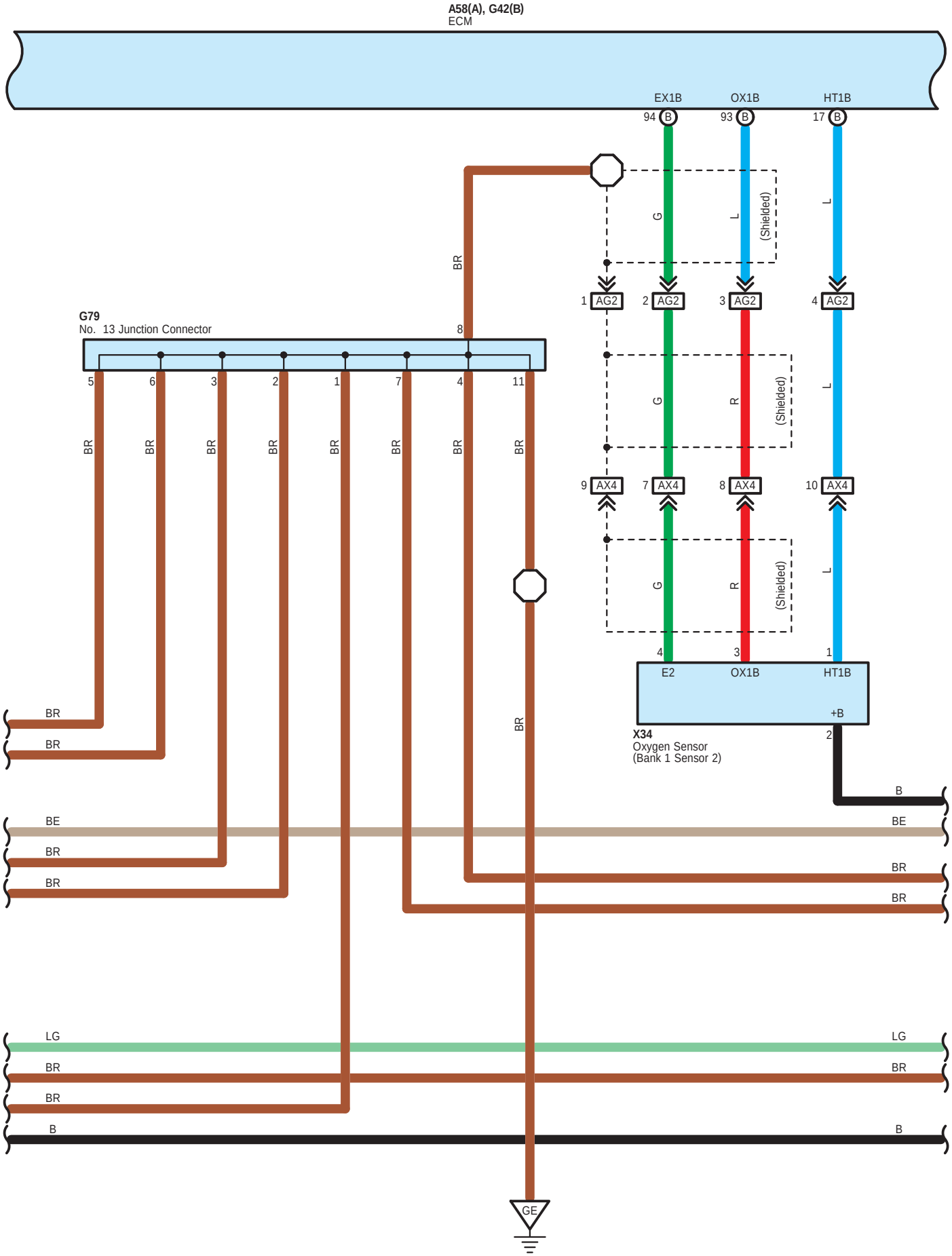
A58(A), G42(B)
ECM
EX1B
OX1B
HT1B
94 B
93 B
17 B
G
L
(Shielded)
L
BR
1 AG2
2 AG2
3 AG2
4 AG2
G79
No. 13 Junction Connector
8
5
6
3
2
1
7
4
11
G
R
(Shielded)
L
9 AX4
7 AX4
8 AX4
10 AX4
G
R
(Shielded)
L
4
3
1
E2
OX1B
HT1B
+B
X34
Oxygen Sensor
(Bank 1 Sensor 2)
2
B
BR
BR
BE
BE
BR
BR
BR
BR
LG
LG
BR
BR
BR
B
B
GE

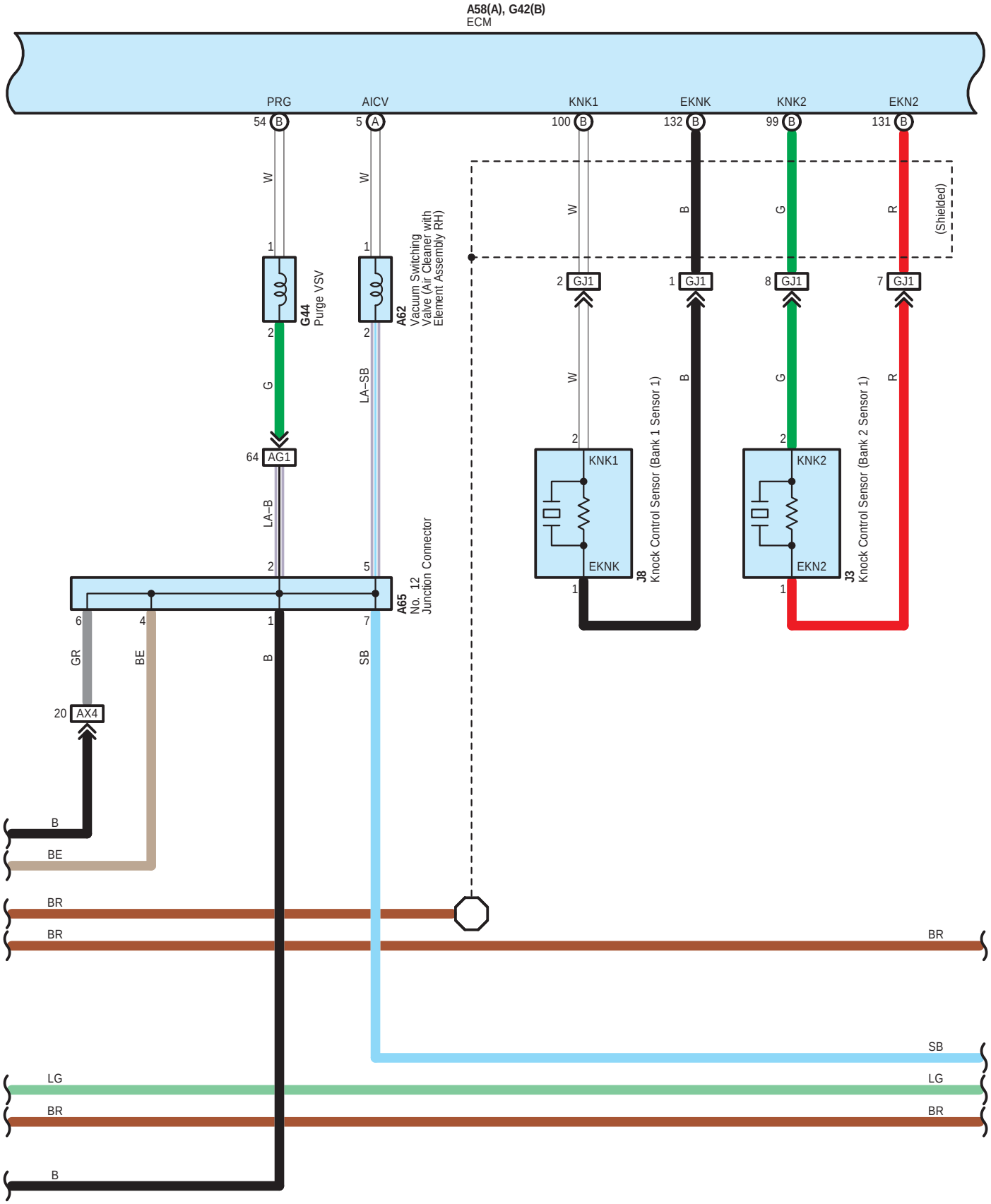
A58(A), G42(B)
ECM
PRG
AICV
KNK1
EKNK
KNK2
EKN2
54 B
5 A
100 B
132 B
99 B
131 B
W
W
W
B
G
R
(Shielded)
1
1
2 GJ1
1 GJ1
8 GJ1
7 GJ1
G44
Purge VSV
A62
Vacuum Switching Valve (Air Cleaner with Element Assembly RH)
2
2
G
LA–SB
W
B
G
R
64 AG1
2
KNK1
EKNK
J8
Knock Control Sensor (Bank 1 Sensor 1)
2
KNK2
EKN2
J3
Knock Control Sensor (Bank 2 Sensor 1)
LA–B
2
5
A65
No. 12 Junction Connector
1
1
6
4
1
7
GR
BE
B
SB
20 AX4
B
BE
BR
BR
BR
SB
LG
LG
BR
BR
B

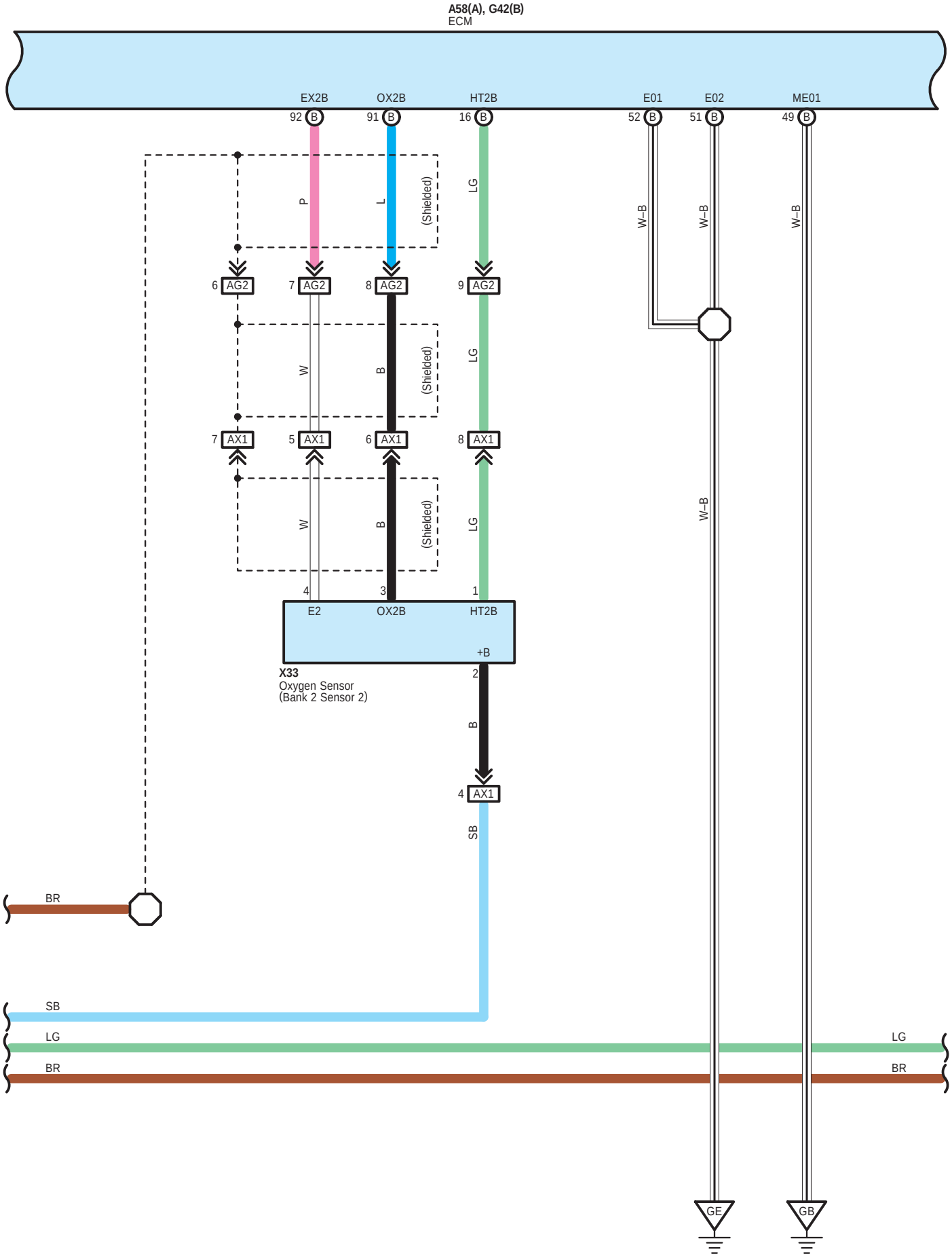
A58(A), G42(B)
ECM
EX2B
OX2B
HT2B
E01
E02
ME01
92 B
91 B
16 B
52 B
51 B
49 B
P
L
LG
(Shielded)
W–B
6 AG2
7 AG2
8 AG2
9 AG2
W
B
7 AX1
5 AX1
6 AX1
8 AX1
4
3
1
E2
OX2B
HT2B
+B
X33
Oxygen Sensor
(Bank 2 Sensor 2)
2
4 AX1
SB
BR
LG
GE
GB

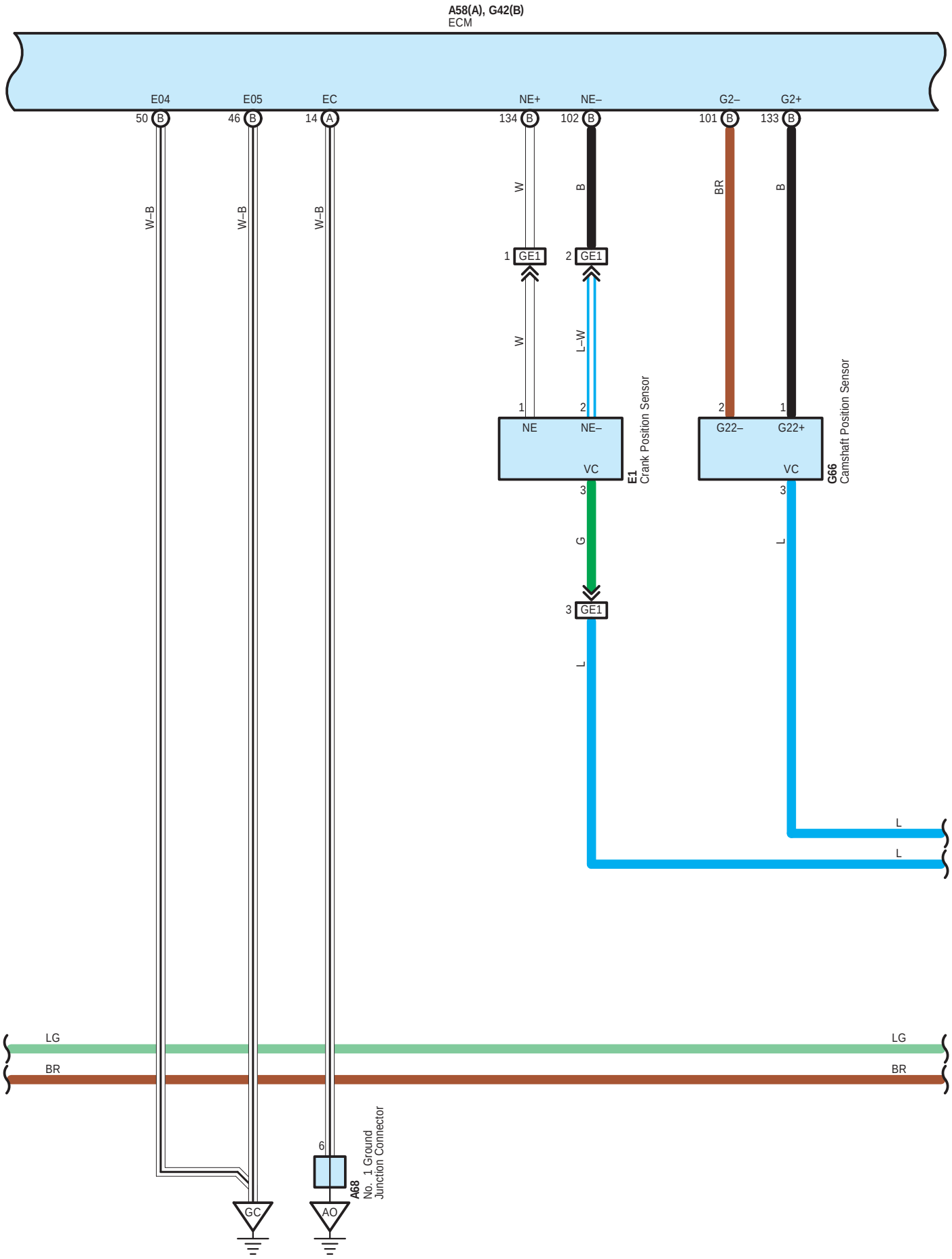
A58(A), G42(B)
ECM
E04
E05
EC
NE+
NE–
G2–
G2+
50 B
46 B
14 A
134 B
102 B
101 B
133 B
W–B
W–B
W–B
W
B
BR
B
1 GE1
2 GE1
W
L–W
1
2
NE
NE–
VC
E1
Crank Position Sensor
2
1
G22–
G22+
VC
G66
Camshaft Position Sensor
3
3
G
L
3 GE1
L
L
L
L
LG
BR
LG
BR
6
A68
No. 1 Ground
Junction Connector
GC
AO

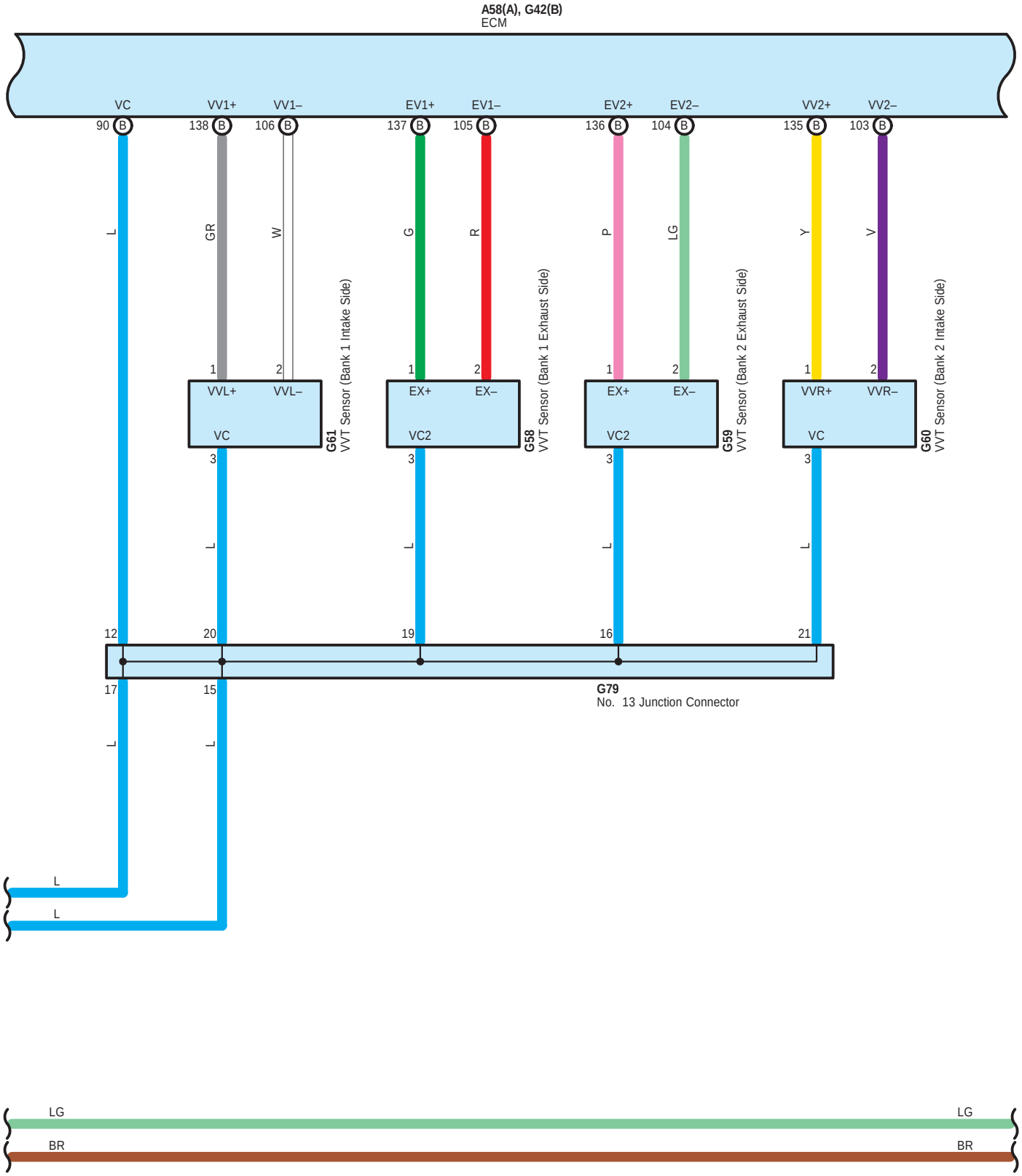
A58(A), G42(B)
ECM
VC
VV1+
VV1–
EV1+
EV1–
EV2+
EV2–
VV2+
VV2–
90 B
138 B
106 B
137 B
105 B
136 B
104 B
135 B
103 B
L
GR
W
G
R
P
LG
Y
V
1
2
VVL+
VVL–
VC
G61
VVT Sensor (Bank 1 Intake Side)
EX+
EX–
VC2
G58
VVT Sensor (Bank 1 Exhaust Side)
G59
VVT Sensor (Bank 2 Exhaust Side)
VVR+
VVR–
G60
VVT Sensor (Bank 2 Intake Side)
3
12
20
19
16
21
17
15
G79
No. 13 Junction Connector
LG
BR

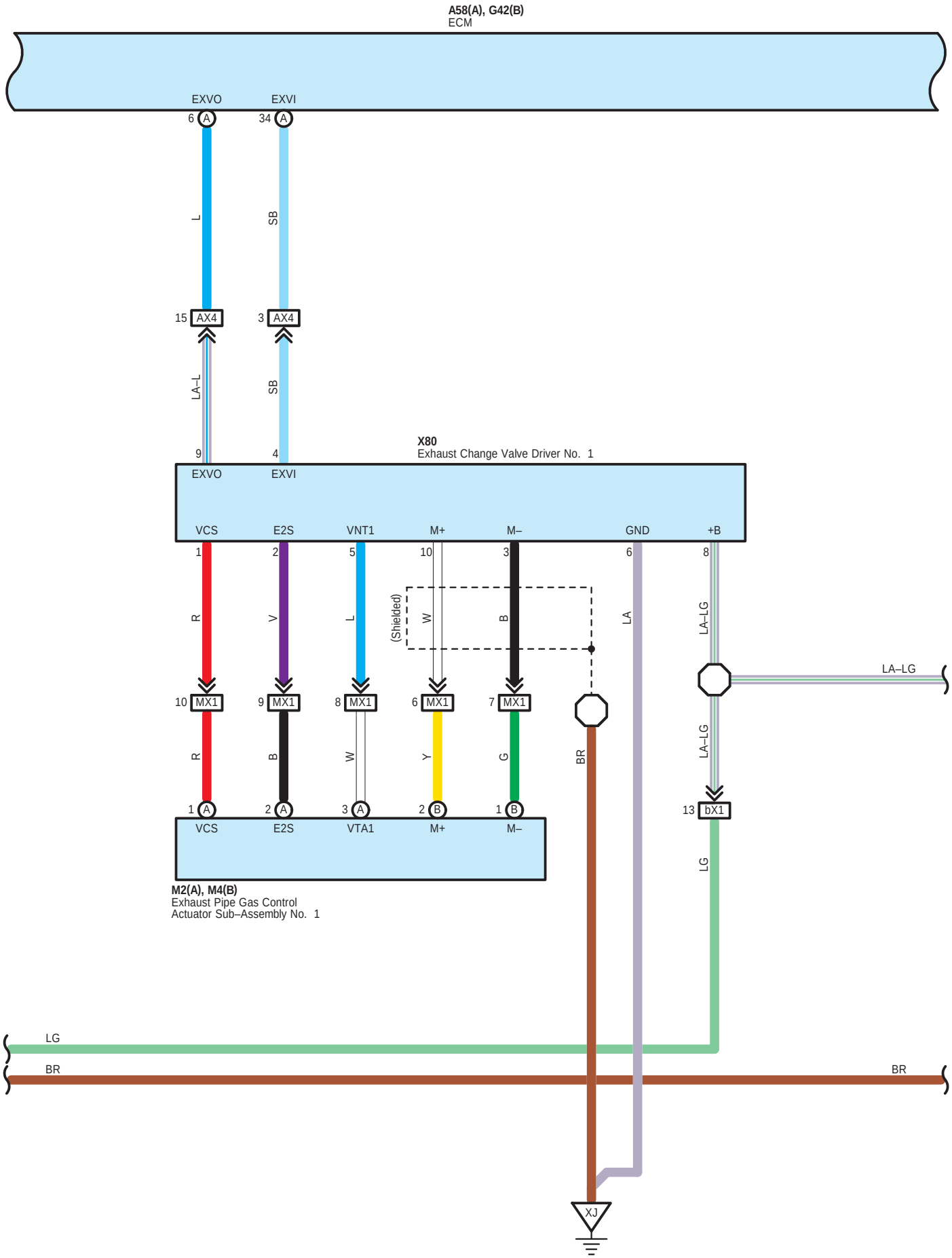
A58(A), G42(B)
ECM
EXVO
EXVI
6 A
34 A
L
SB
15 AX4
3 AX4
LA–L
SB
9
4
X80
Exhaust Change Valve Driver No. 1
EXVO
EXVI
VCS
E2S
VNT1
M+
M–
GND
+B
1
2
5
10
3
6
8
R
V
L
(Shielded)
W
B
LA
LA–LG
LA–LG
10 MX1
9 MX1
8 MX1
6 MX1
7 MX1
R
B
W
Y
G
BR
LA–LG
13 bX1
1 A
2 A
3 A
2 B
1 B
VCS
E2S
VTA1
M+
M–
LG
M2(A), M4(B)
Exhaust Pipe Gas Control
Actuator Sub–Assembly No. 1
LG
BR
BR
XJ

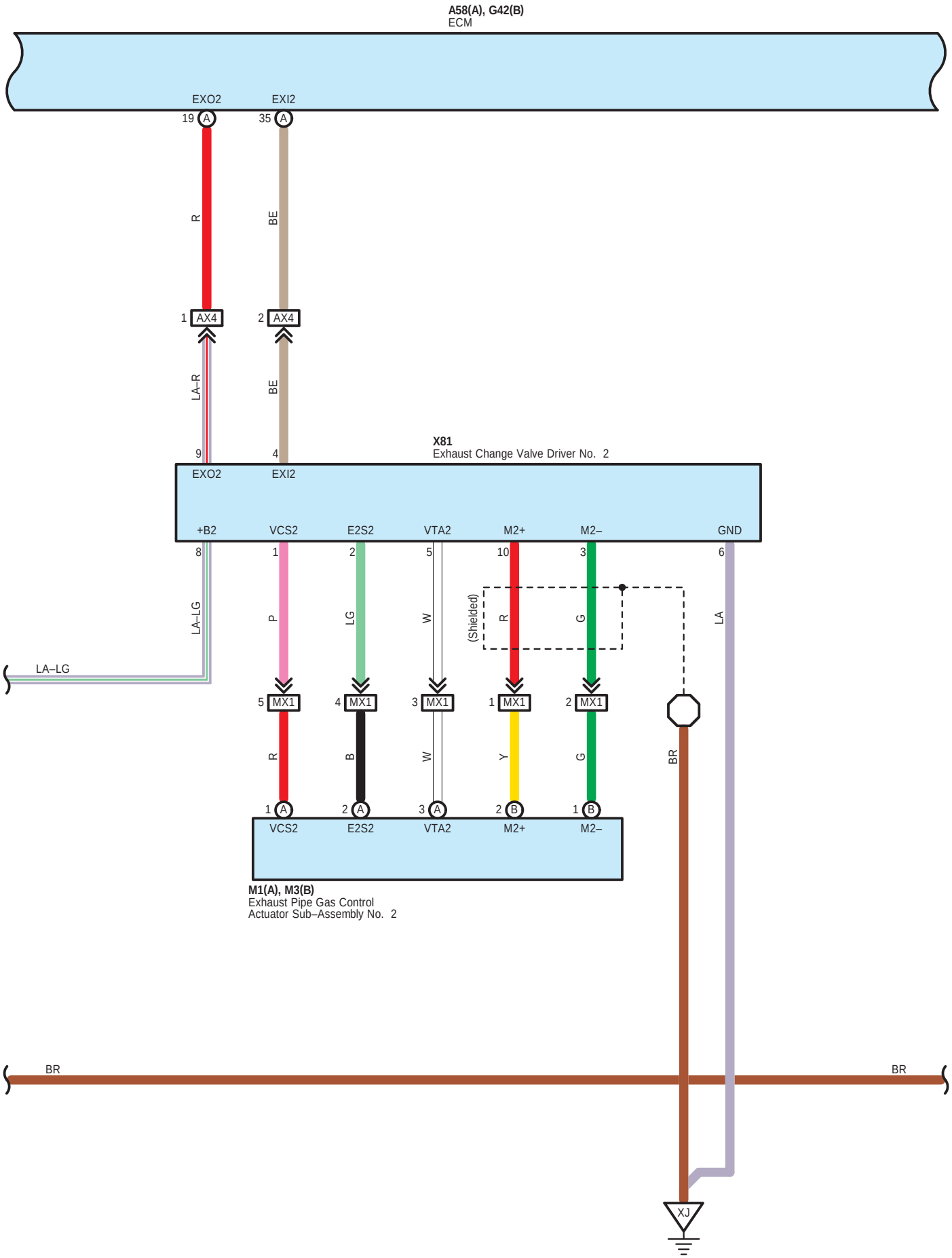
A58(A), G42(B)
ECM
EXO2
EXI2
19 A
35 A
R
BE
1 AX4
2 AX4
LA–R
BE
9
4
X81
Exhaust Change Valve Driver No. 2
EXO2
EXI2
+B2
VCS2
E2S2
VTA2
M2+
M2–
GND
8
1
2
5
10
3
6
LA–LG
P
LG
W
(Shielded)
R
G
LA
LA–LG
5 MX1
4 MX1
3 MX1
1 MX1
2 MX1
R
B
W
Y
G
BR
1 A
2 A
3 A
2 B
1 B
VCS2
E2S2
VTA2
M2+
M2–
M1(A), M3(B)
Exhaust Pipe Gas Control
Actuator Sub–Assembly No. 2
BR
BR
XJ

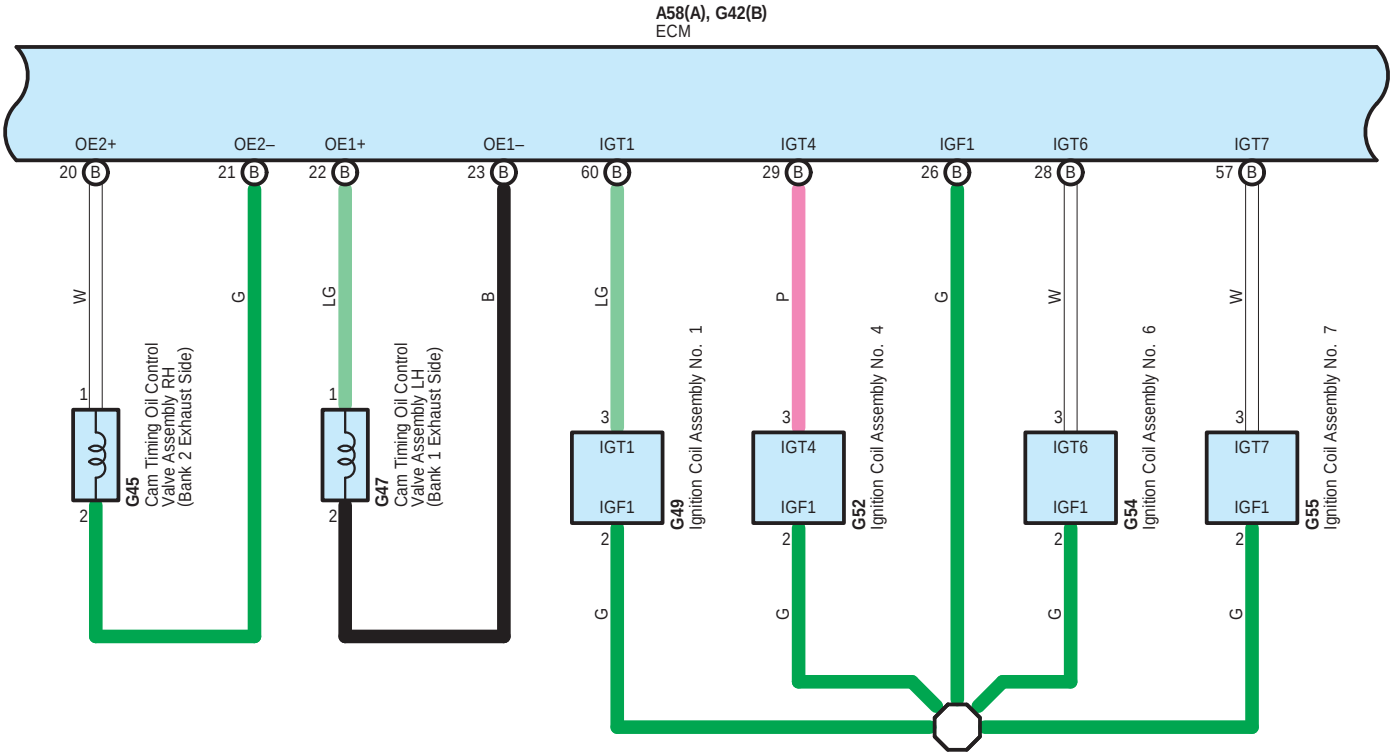
A58(A), G42(B)
ECM
OE2+
OE2–
OE1+
OE1–
IGT1
IGT4
IGF1
IGT6
IGT7
20 B
21 B
22 B
23 B
60 B
29 B
26 B
28 B
57 B
W
G
LG
B
LG
P
G
W
W
1
2
G45
Cam Timing Oil Control Valve Assembly RH (Bank 2 Exhaust Side)
G47
Cam Timing Oil Control Valve Assembly LH (Bank 1 Exhaust Side)
3
IGT1
IGF1
G49
Ignition Coil Assembly No. 1
IGT4
G52
Ignition Coil Assembly No. 4
IGT6
G54
Ignition Coil Assembly No. 6
IGT7
G55
Ignition Coil Assembly No. 7

BR
BR

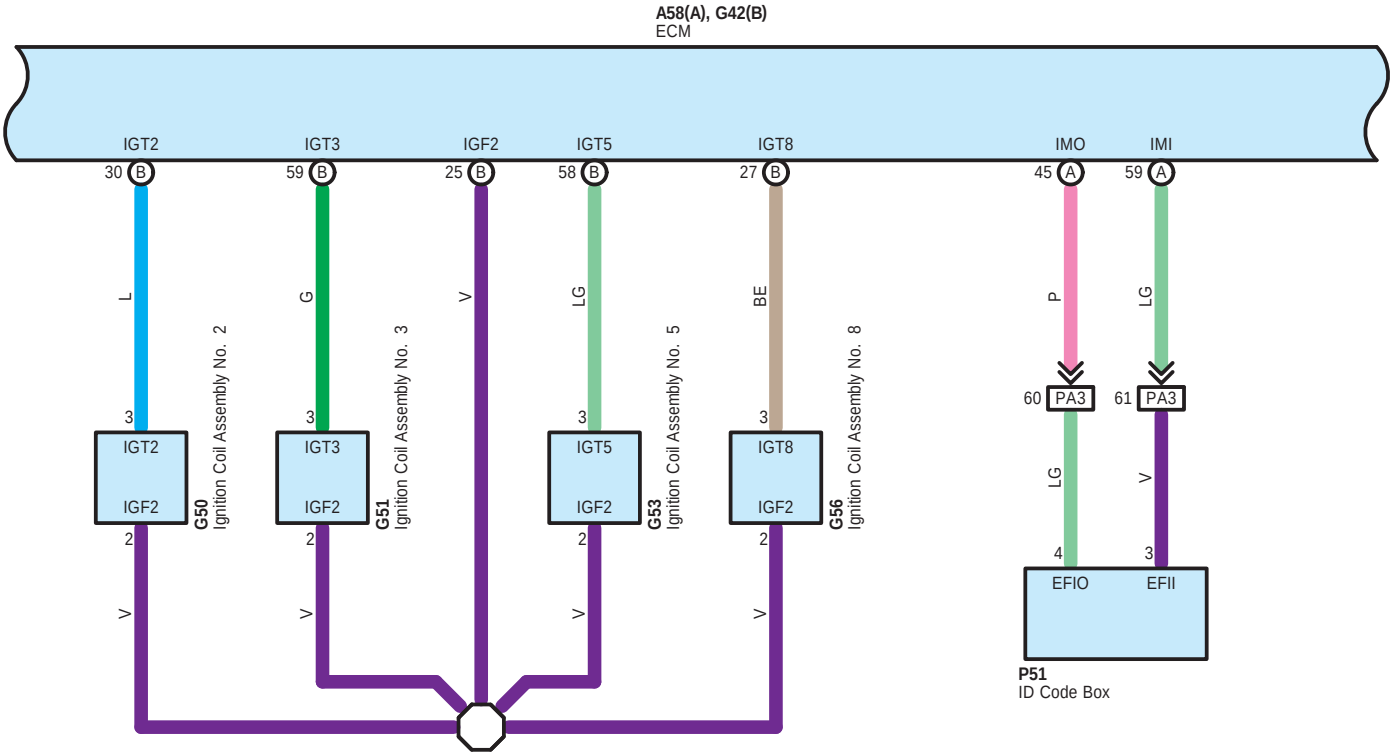
A58(A), G42(B)
ECM
IGT2
IGT3
IGF2
IGT5
IGT8
IMO
IMI
30 B
59 B
25 B
58 B
27 B
45 A
59 A
L
G
V
LG
BE
P
LG
3
IGT2
IGF2
2
G50
Ignition Coil Assembly No. 2
G51
Ignition Coil Assembly No. 3
G53
Ignition Coil Assembly No. 5
G56
Ignition Coil Assembly No. 8
60 PA3
61 PA3
LG
V
4
3
EFIO
EFII
P51
ID Code Box

BR
BR

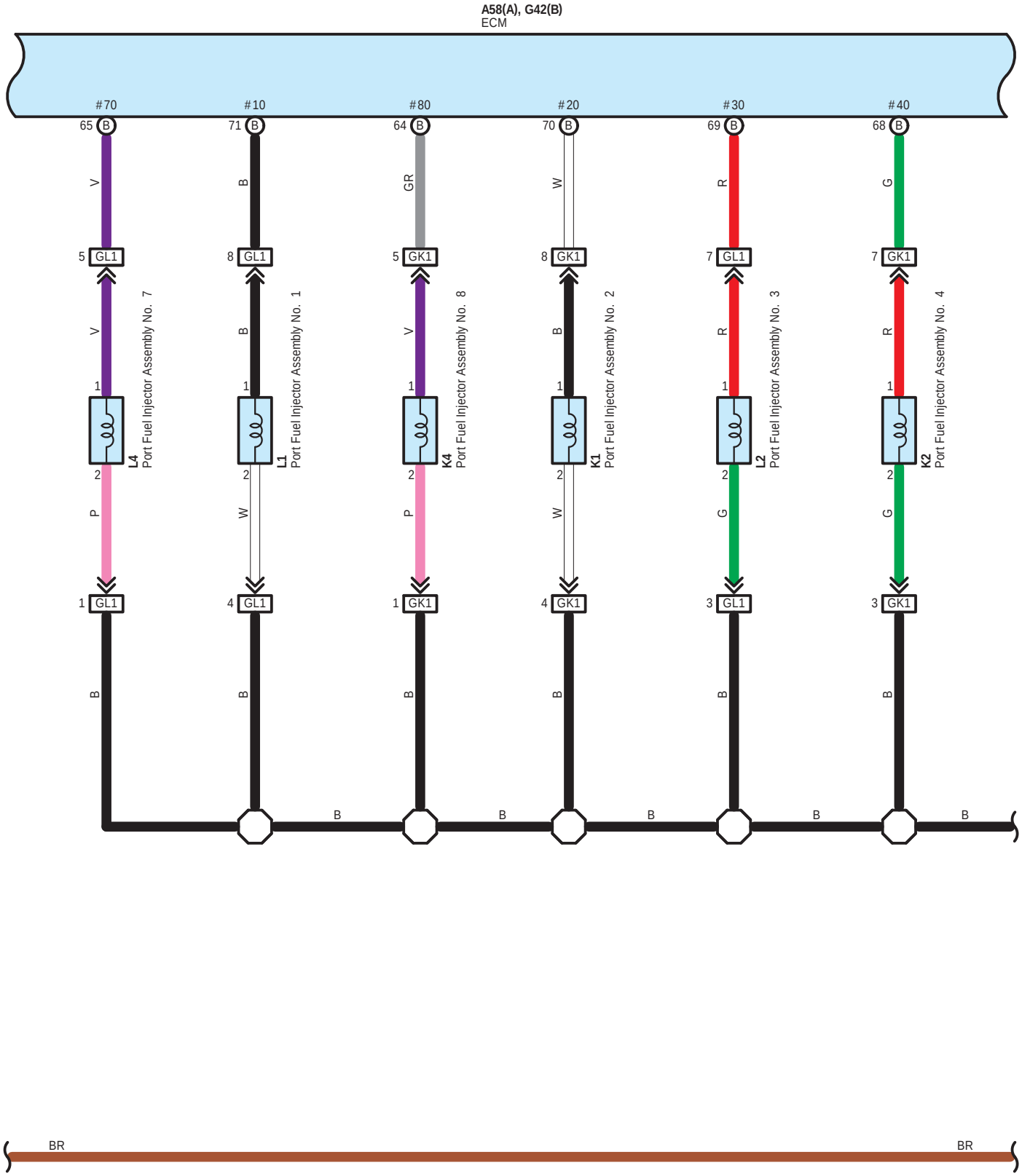
A58(A), G42(B)
ECM
#70
#10
#80
#20
#30
#40
65 B
71 B
64 B
70 B
69 B
68 B
V
B
GR
W
R
G
5 GL1
8 GL1
5 GK1
8 GK1
7 GL1
7 GK1
L4 Port Fuel Injector Assembly No. 7
L1 Port Fuel Injector Assembly No. 1
K4 Port Fuel Injector Assembly No. 8
K1 Port Fuel Injector Assembly No. 2
L2 Port Fuel Injector Assembly No. 3
K2 Port Fuel Injector Assembly No. 4
P
1 GL1
4 GL1
1 GK1
4 GK1
3 GL1
3 GK1
BR

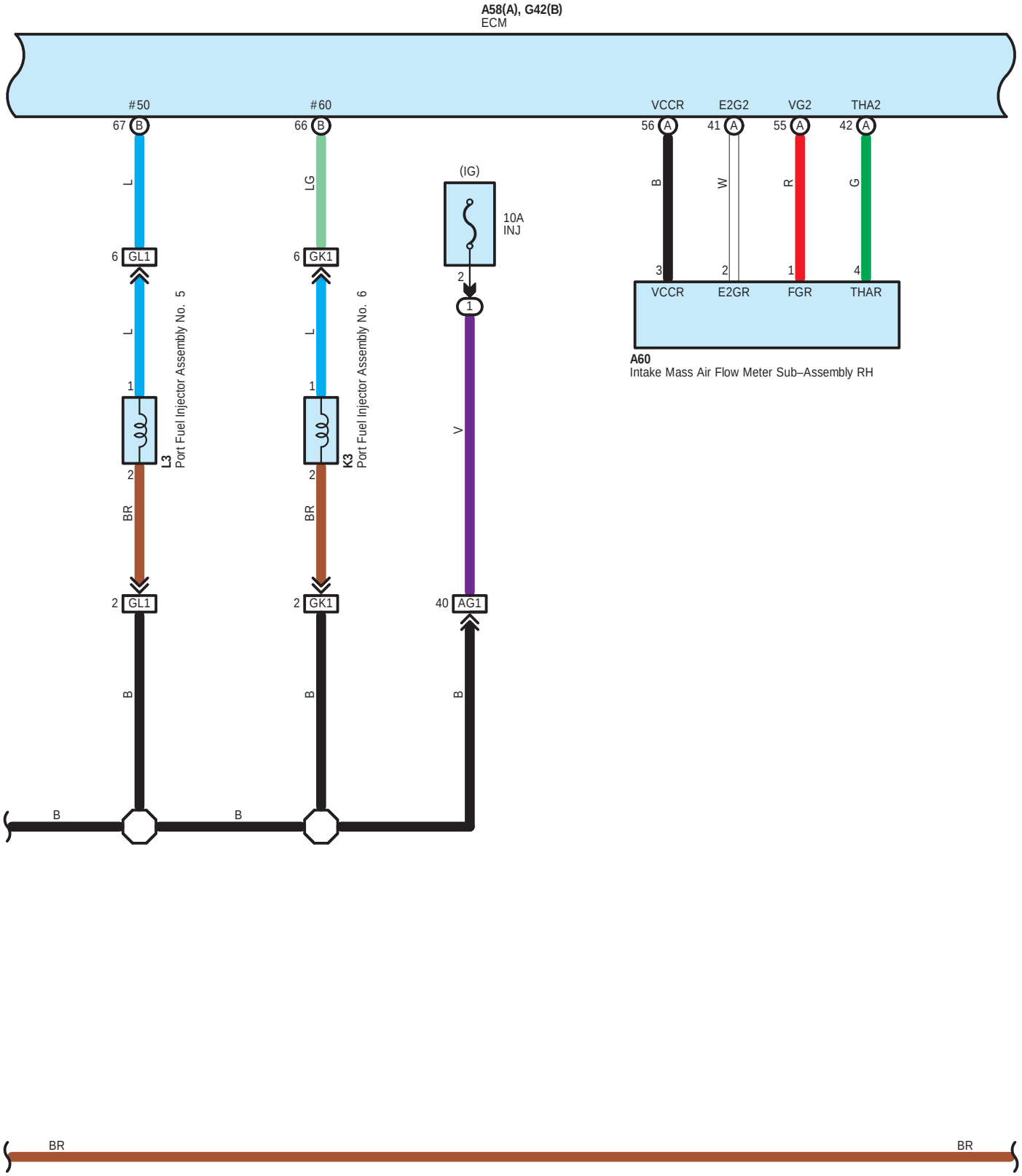
A58(A), G42(B)
ECM
#50
#60
VCCR
E2G2
VG2
THA2
67 B
66 B
56 A
41 A
55 A
42 A
L
LG
B
W
R
G
(IG)
10A
INJ
6 GL1
6 GK1
2
1
3
2
1
4
VCCR
E2GR
FGR
THAR
A60
Intake Mass Air Flow Meter Sub–Assembly RH
L3
Port Fuel Injector Assembly No. 5
K3
Port Fuel Injector Assembly No. 6
V
BR
2 GL1
2 GK1
40 AG1
B
BR

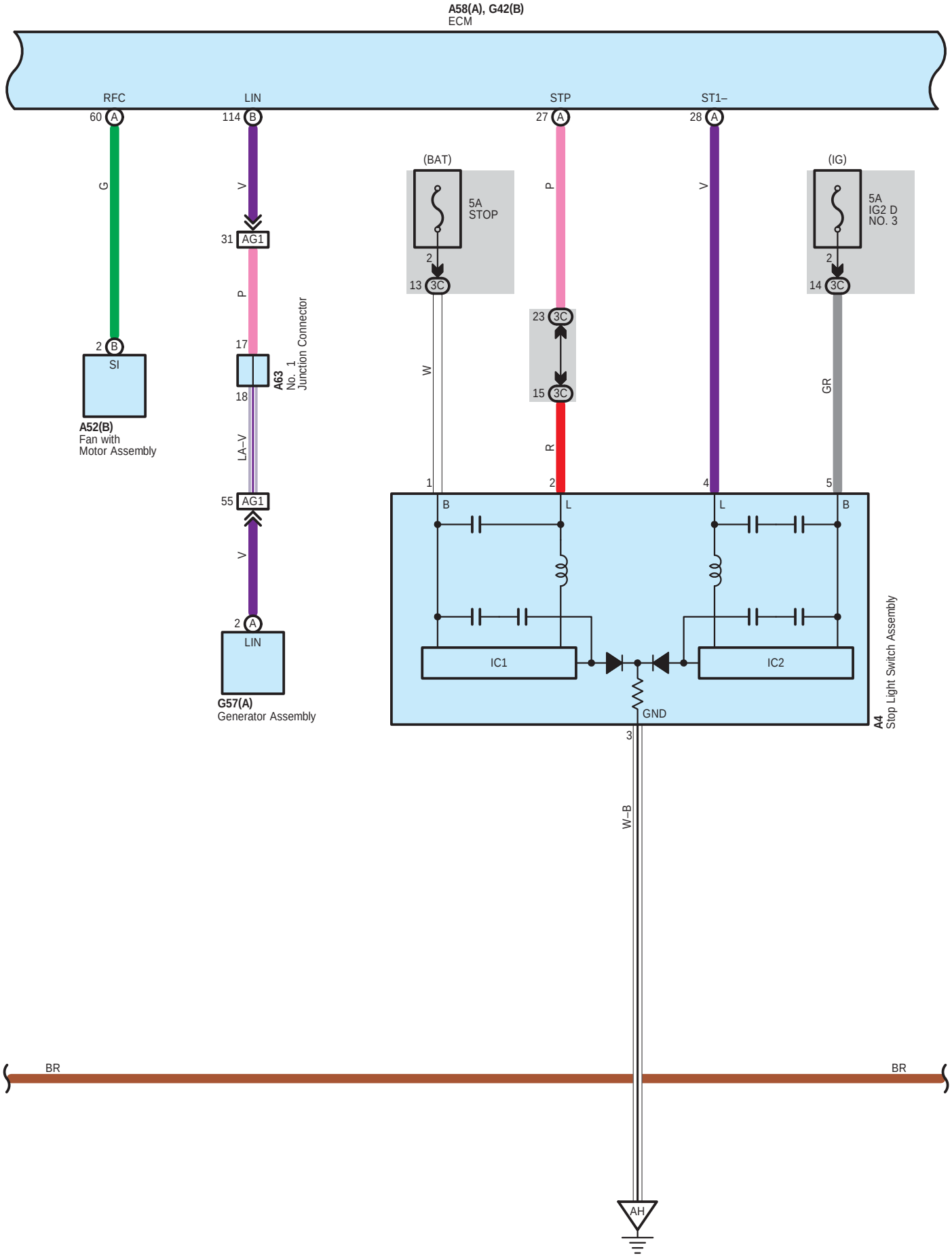
A58(A), G42(B)
ECM
RFC
LIN
STP
ST1–
60 A
114 B
27 A
28 A
G
V
P
V
(BAT)
5A
STOP
(IG)
5A
IG2 D
NO. 3
31 AG1
2
13 3C
2
14 3C
23 3C
15 3C
W
GR
R
17
18
A63
No. 1
Junction Connector
LA–V
2 B
SI
A52(B)
Fan with
Motor Assembly
55 AG1
V
2 A
LIN
G57(A)
Generator Assembly
1
2
4
5
B
L
L
B
IC1
IC2
GND
A4
Stop Light Switch Assembly
3
W–B
BR
BR
AH

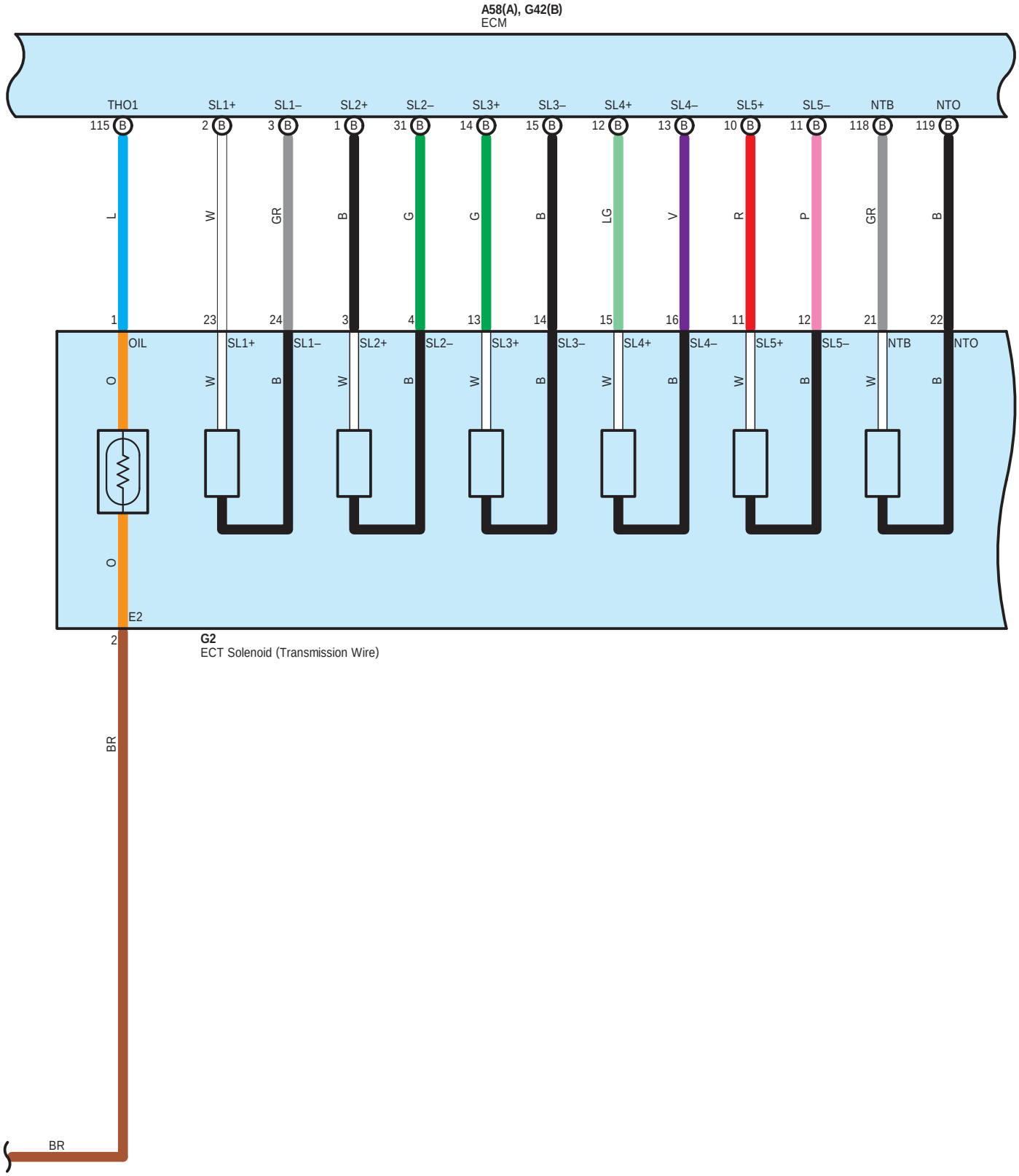
A58(A), G42(B)
ECM
THO1
SL1+
SL1–
SL2+
SL2–
SL3+
SL3–
SL4+
SL4–
SL5+
SL5–
NTB
NTO
115 B
2 B
3 B
1 B
31 B
14 B
15 B
12 B
13 B
10 B
11 B
118 B
119 B
L
W
GR
B
G
G
B
LG
V
R
P
GR
B
1
23
24
3
4
13
14
15
16
11
12
21
22
OIL
SL1+
SL1–
SL2+
SL2–
SL3+
SL3–
SL4+
SL4–
SL5+
SL5–
NTB
NTO
O
W
B
W
B
W
B
W
B
W
B
W
B
O
E2
2
G2
ECT Solenoid (Transmission Wire)
BR
BR

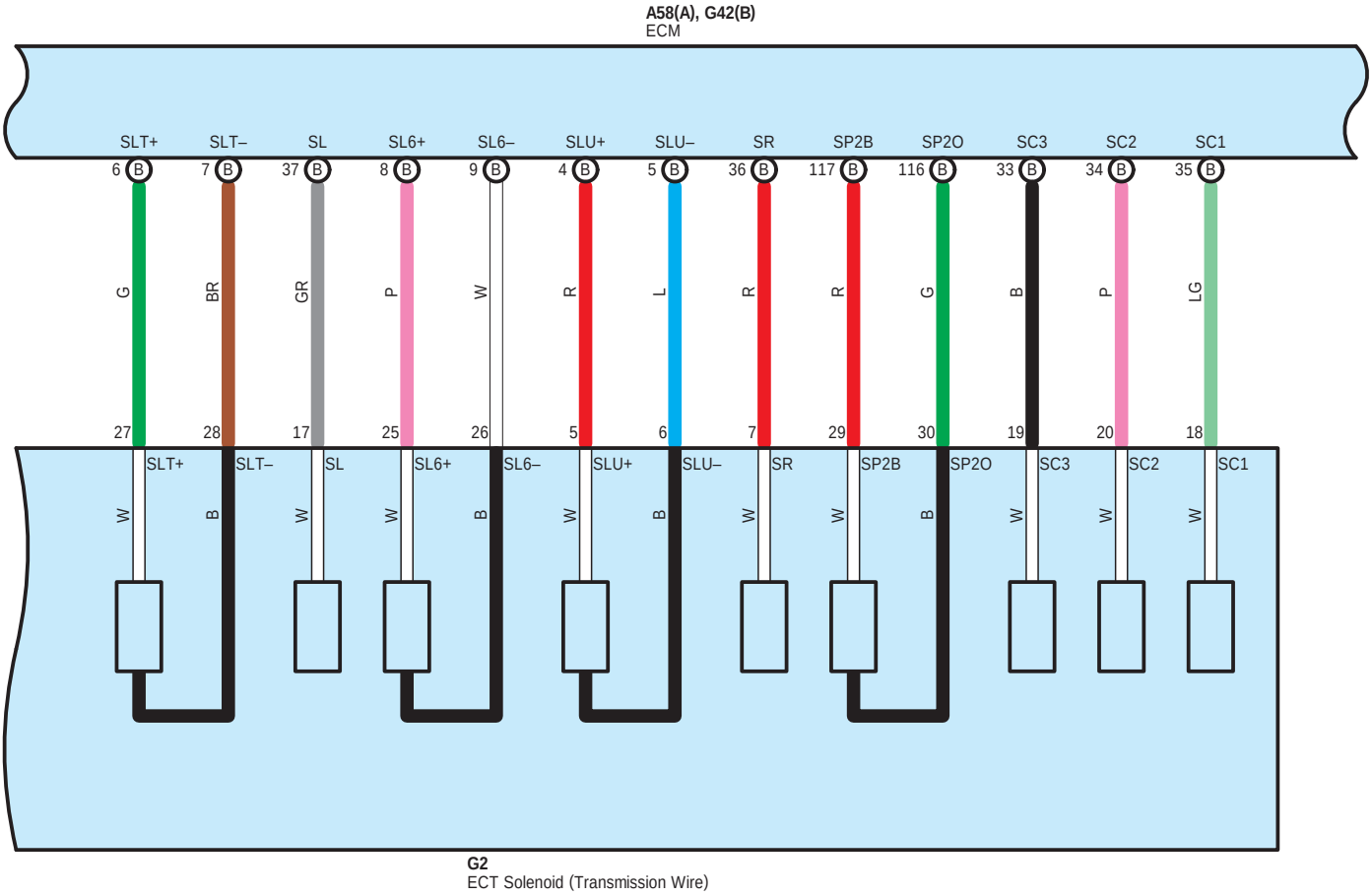
A58(A), G42(B)
ECM
SLT+
SLT–
SL
SL6+
SL6–
SLU+
SLU–
SR
SP2B
SP2O
SC3
SC2
SC1
6 B
7 B
37 B
8 B
9 B
4 B
5 B
36 B
117 B
116 B
33 B
34 B
35 B
G
BR
GR
P
W
R
L
R
R
G
B
P
LG
27
28
17
25
26
5
6
7
29
30
19
20
18
SLT+
SLT–
SL
SL6+
SL6–
SLU+
SLU–
SR
SP2B
SP2O
SC3
SC2
SC1
W
B
W
W
B
W
B
W
W
B
W
W
W
G2
ECT Solenoid (Transmission Wire)

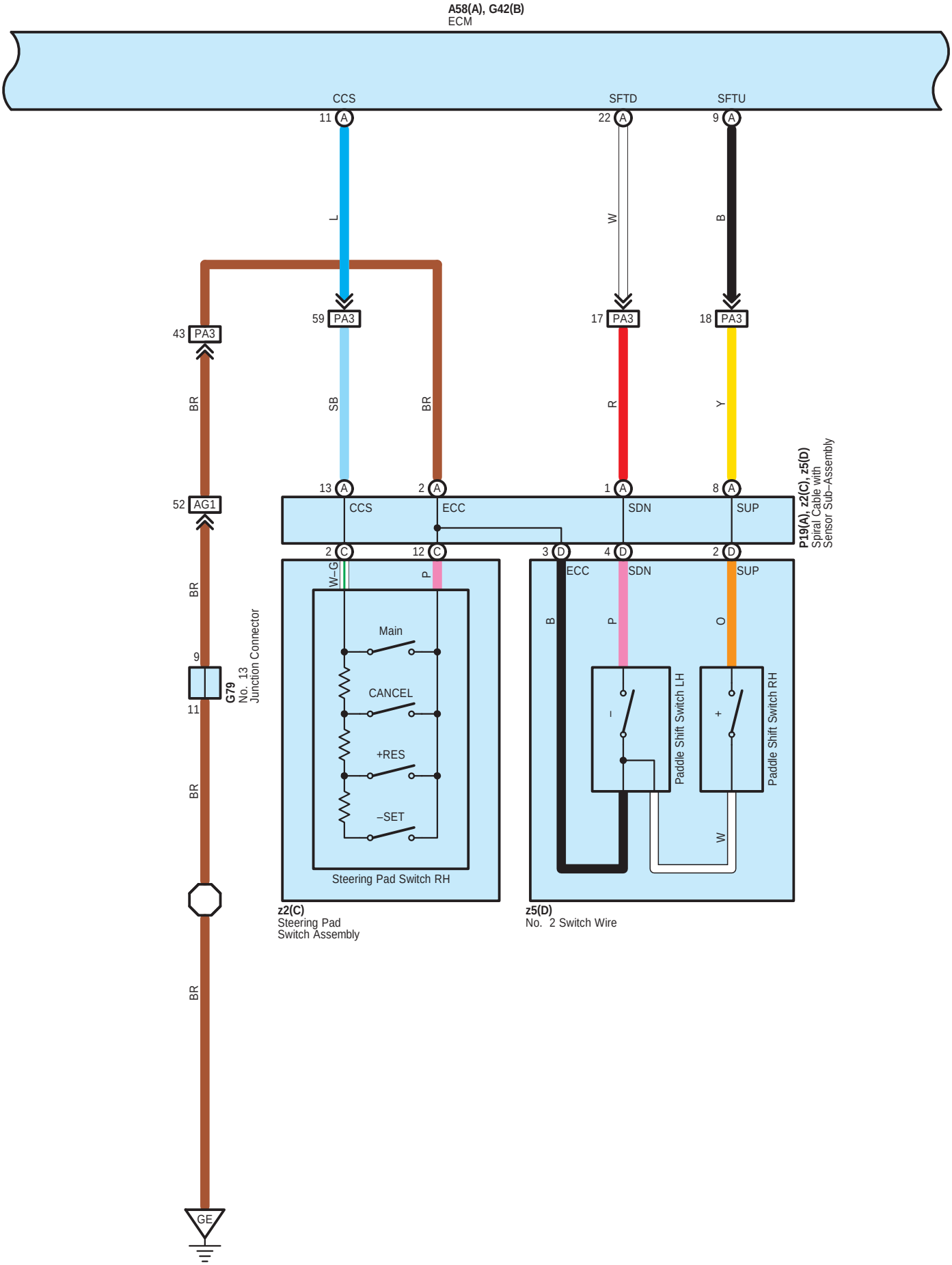
A58(A), G42(B)
ECM
CCS
SFTD
SFTU
11 A
22 A
9 A
L
W
B
59 PA3
17 PA3
18 PA3
43 PA3
BR
SB
BR
R
Y
13 A
2 A
1 A
8 A
52 AG1
CCS
ECC
SDN
SUP
P19(A), z2(C), z5(D)
Spiral Cable with
Sensor Sub–Assembly
2 C
12 C
3 D
4 D
2 D
W–G
P
ECC
SDN
SUP
B
P
O
BR
9
11
G79
No. 13
Junction Connector
Main
CANCEL
+RES
–SET
Steering Pad Switch RH
–
+
Paddle Shift Switch LH
Paddle Shift Switch RH
W
BR
BR
GE
z2(C)
Steering Pad
Switch Assembly
z5(D)
No. 2 Switch Wire

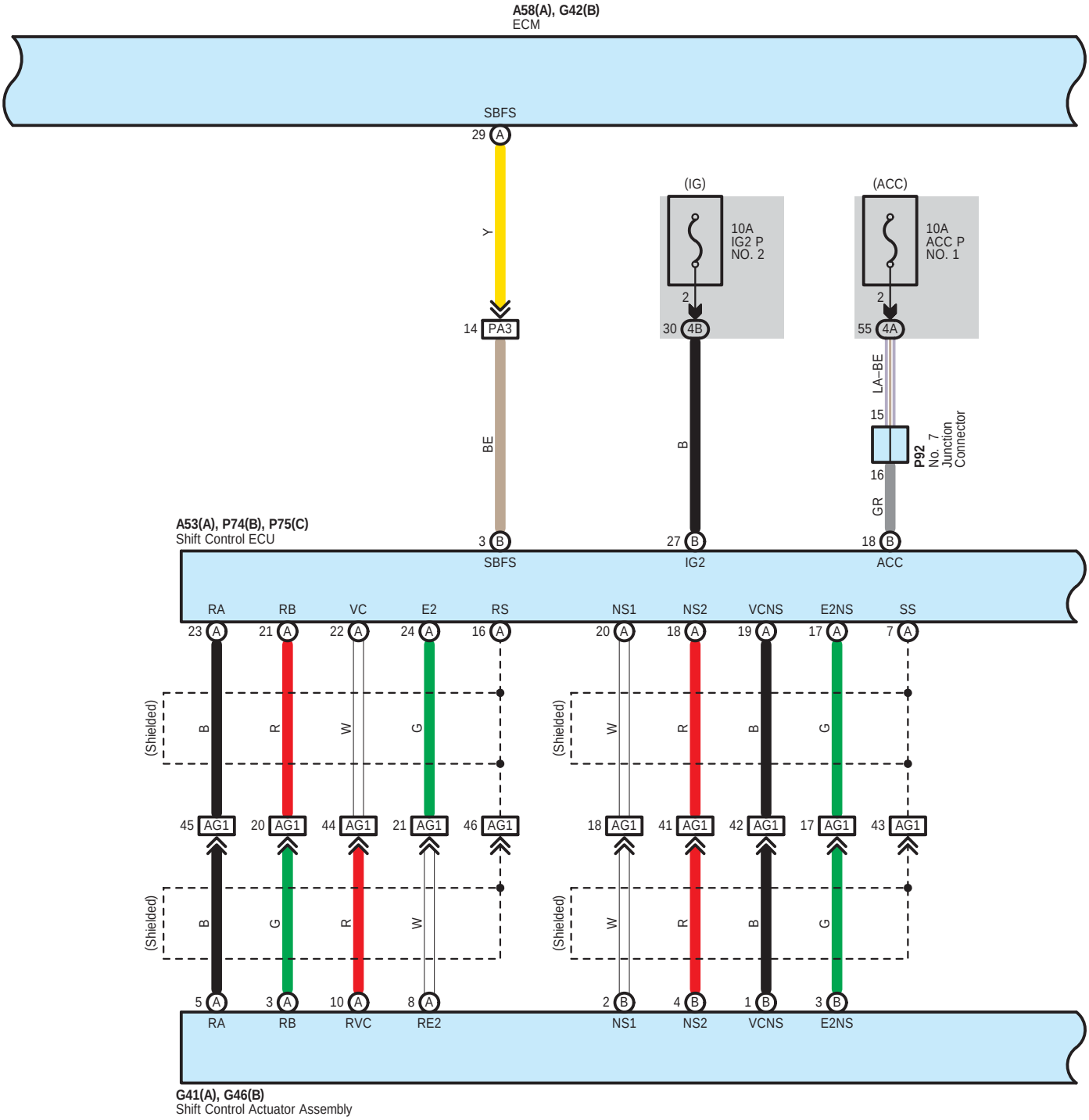
A58(A), G42(B)
ECM
SBFS
29 A
Y
14 PA3
BE
(IG)
10A
IG2 P
NO. 2
2
30 4B
B
(ACC)
10A
ACC P
NO. 1
2
55 4A
LA–BE
15
P92
No. 7
Junction
Connector
16
GR
A53(A), P74(B), P75(C)
Shift Control ECU
3 B
SBFS
27 B
IG2
18 B
ACC
RA
RB
VC
E2
RS
NS1
NS2
VCNS
E2NS
SS
23 A
21 A
22 A
24 A
16 A
20 A
18 A
19 A
17 A
7 A
(Shielded)
B
R
W
G
45 AG1
20 AG1
44 AG1
21 AG1
46 AG1
18 AG1
41 AG1
42 AG1
17 AG1
43 AG1
5 A
3 A
10 A
8 A
2 B
4 B
1 B
3 B
RA
RB
RVC
RE2
NS1
NS2
VCNS
E2NS
G41(A), G46(B)
Shift Control Actuator Assembly

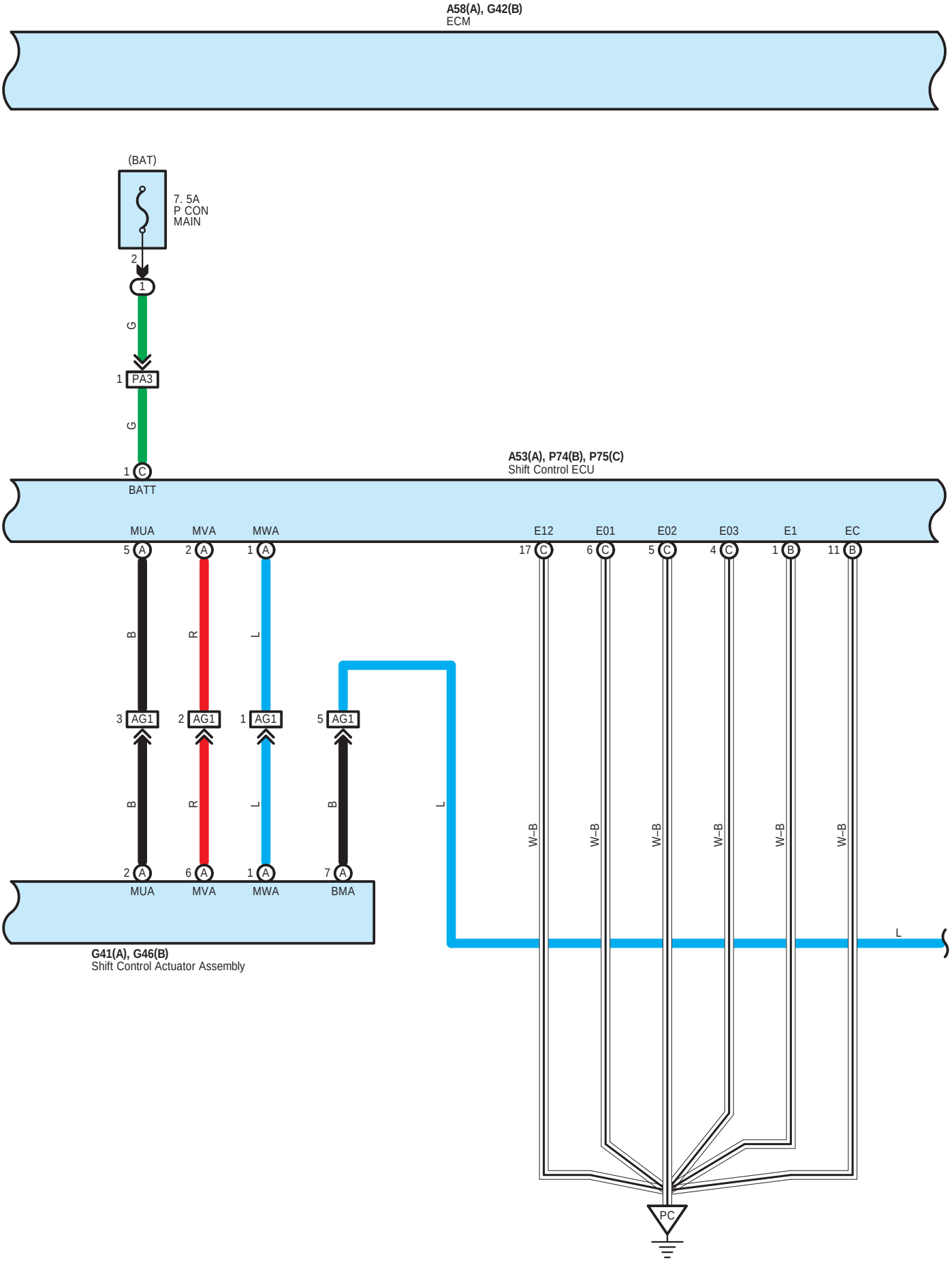
A58(A), G42(B)
ECM
(BAT)
7. 5A
P CON
MAIN
2
1
G
1 PA3
G
1 C
BATT
A53(A), P74(B), P75(C)
Shift Control ECU
MUA
MVA
MWA
E12
E01
E02
E03
E1
EC
5 A
2 A
1 A
17 C
6 C
5 C
4 C
1 B
11 B
B
R
L
3 AG1
2 AG1
1 AG1
5 AG1
B
R
L
B
L
W–B
W–B
W–B
W–B
W–B
W–B
2 A
6 A
1 A
7 A
MUA
MVA
MWA
BMA
G41(A), G46(B)
Shift Control Actuator Assembly
L
PC

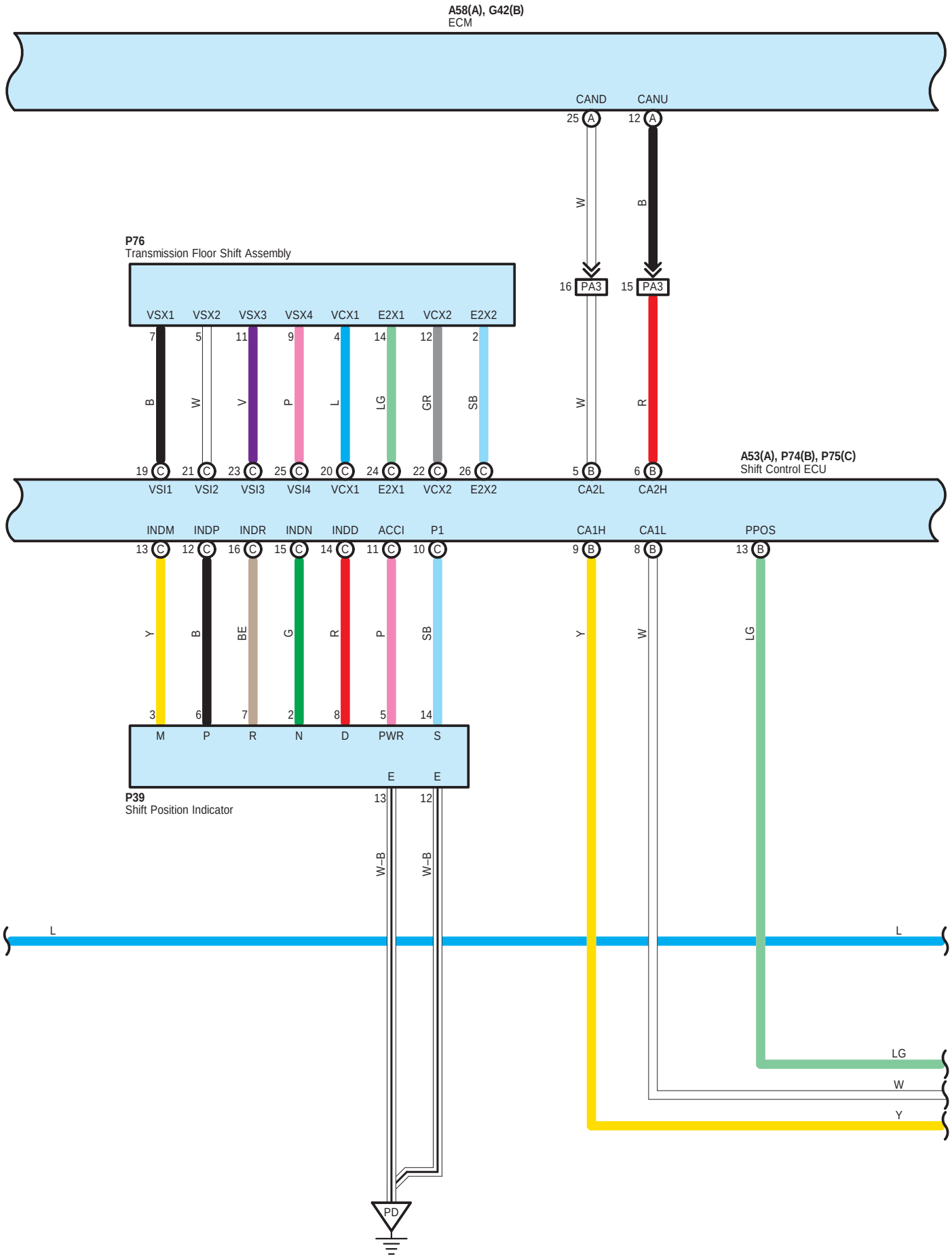
A58(A), G42(B)
ECM
CAND
CANU
25 A
12 A
W
B
16 PA3
15 PA3
P76
Transmission Floor Shift Assembly
VSX1
VSX2
VSX3
VSX4
VCX1
E2X1
VCX2
E2X2
7
5
11
9
4
14
12
2
B
W
V
P
L
LG
GR
SB
W
R
19 C
21 C
23 C
25 C
20 C
24 C
22 C
26 C
5 B
6 B
A53(A), P74(B), P75(C)
Shift Control ECU
VSI1
VSI2
VSI3
VSI4
VCX1
E2X1
VCX2
E2X2
CA2L
CA2H
INDM
INDP
INDR
INDN
INDD
ACCI
P1
CA1H
CA1L
PPOS
13 C
12 C
16 C
15 C
14 C
11 C
10 C
9 B
8 B
13 B
Y
B
BE
G
R
P
SB
Y
W
LG
3
6
7
2
8
5
14
M
P
R
N
D
PWR
S
E
E
P39
Shift Position Indicator
13
12
W–B
W–B
L
L
LG
W
Y
PD

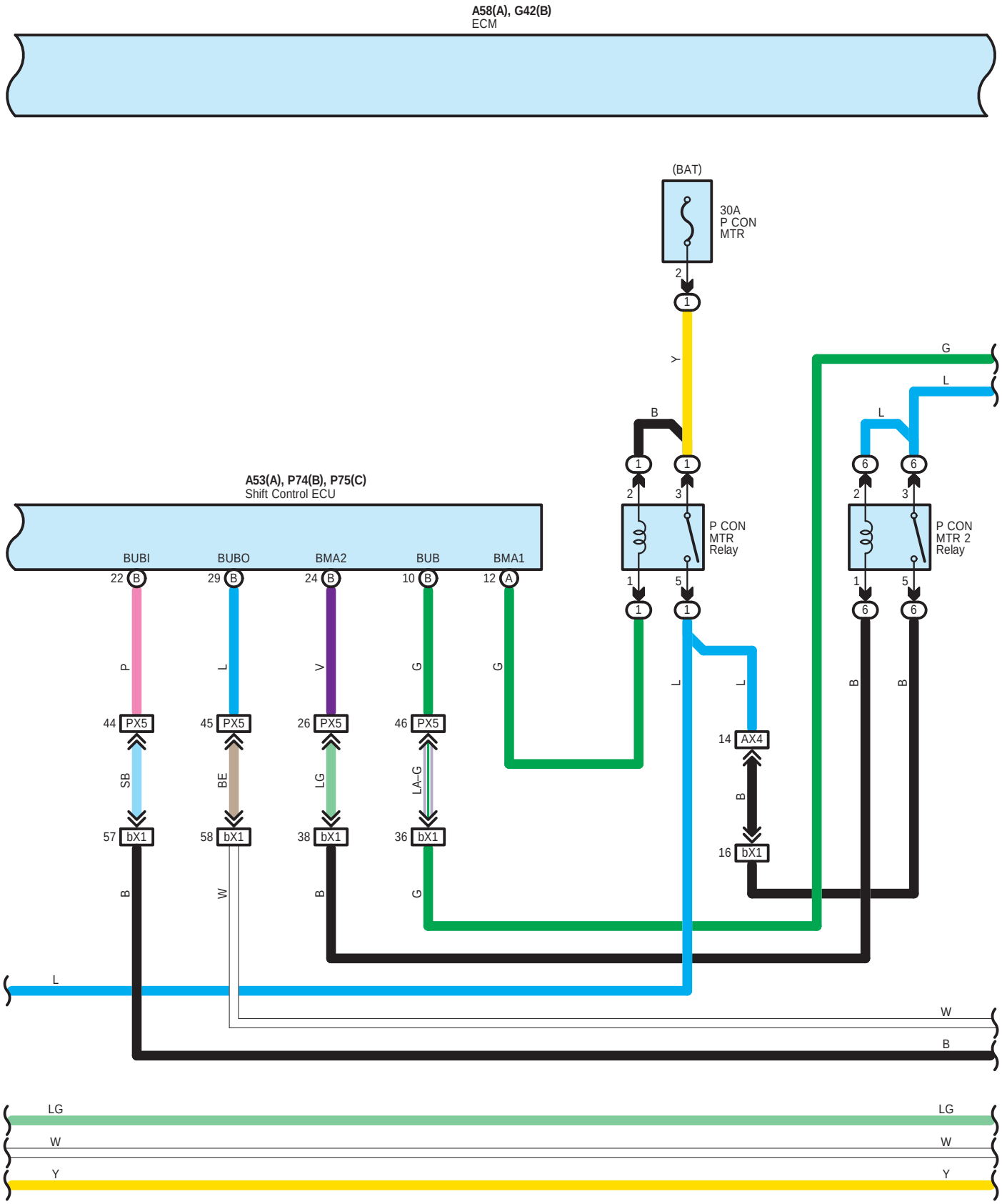
A58(A), G42(B)
ECM
(BAT)
30A
P CON
MTR
A53(A), P74(B), P75(C)
Shift Control ECU
BUBI
BUBO
BMA2
BUB
BMA1
P CON
MTR
Relay
P CON
MTR 2
Relay
PX5
bX1
AX4

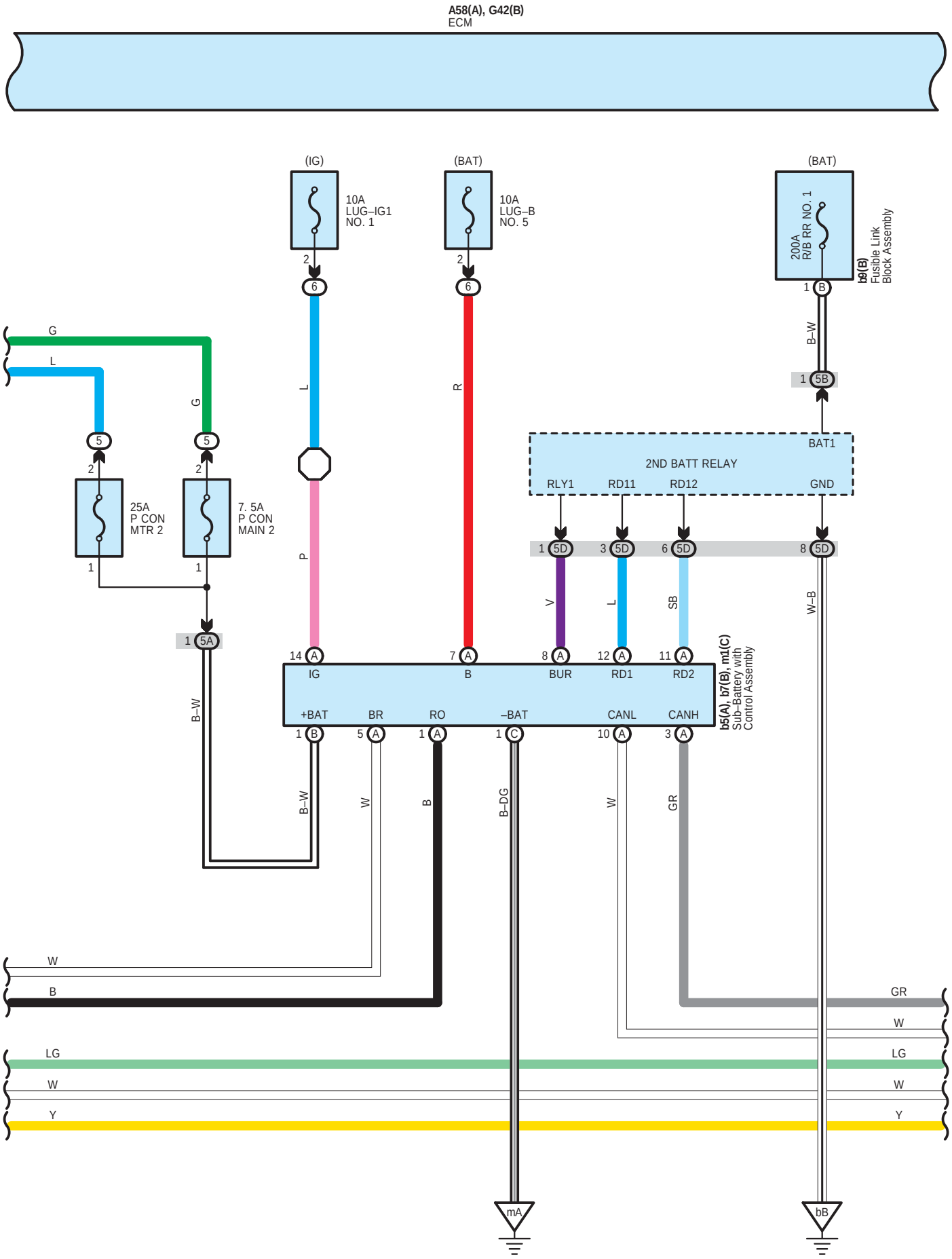
A58(A), G42(B)
ECM
(IG)
10A
LUG–IG1
NO. 1
(BAT)
10A
LUG–B
NO. 5
(BAT)
200A
R/B RR NO. 1
b9(B)
Fusible Link
Block Assembly
B–W
BAT1
2ND BATT RELAY
RLY1
RD11
RD12
GND
25A
P CON
MTR 2
7. 5A
P CON
MAIN 2
IG
B
BUR
RD1
RD2
+BAT
BR
RO
–BAT
CANL
CANH
b5(A), b7(B), m1(C)
Sub–Battery with
Control Assembly
mA
bB

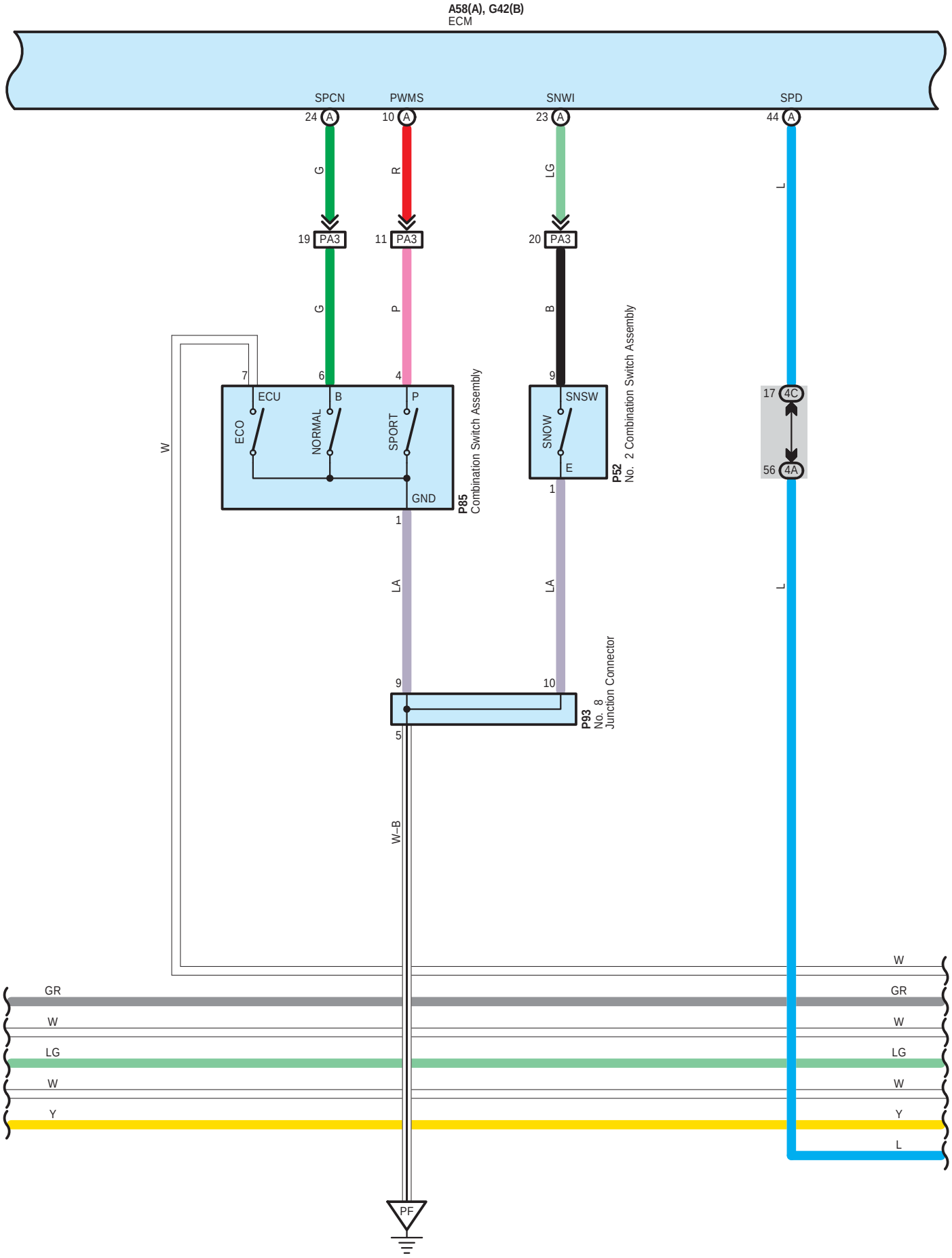
A58(A), G42(B)
ECM
SPCN
PWMS
SNWI
SPD
24 A
10 A
23 A
44 A
G
R
LG
L
19 PA3
11 PA3
20 PA3
G
P
B
7
6
4
9
ECU
B
P
SNSW
ECO
NORMAL
SPORT
SNOW
E
GND
1
P85
Combination Switch Assembly
P52
No. 2 Combination Switch Assembly
17 4C
56 4A
W
1
LA
LA
L
9
10
5
P93
No. 8
Junction Connector
W–B
W
GR
W
LG
W
Y
GR
W
LG
W
Y
L
PF

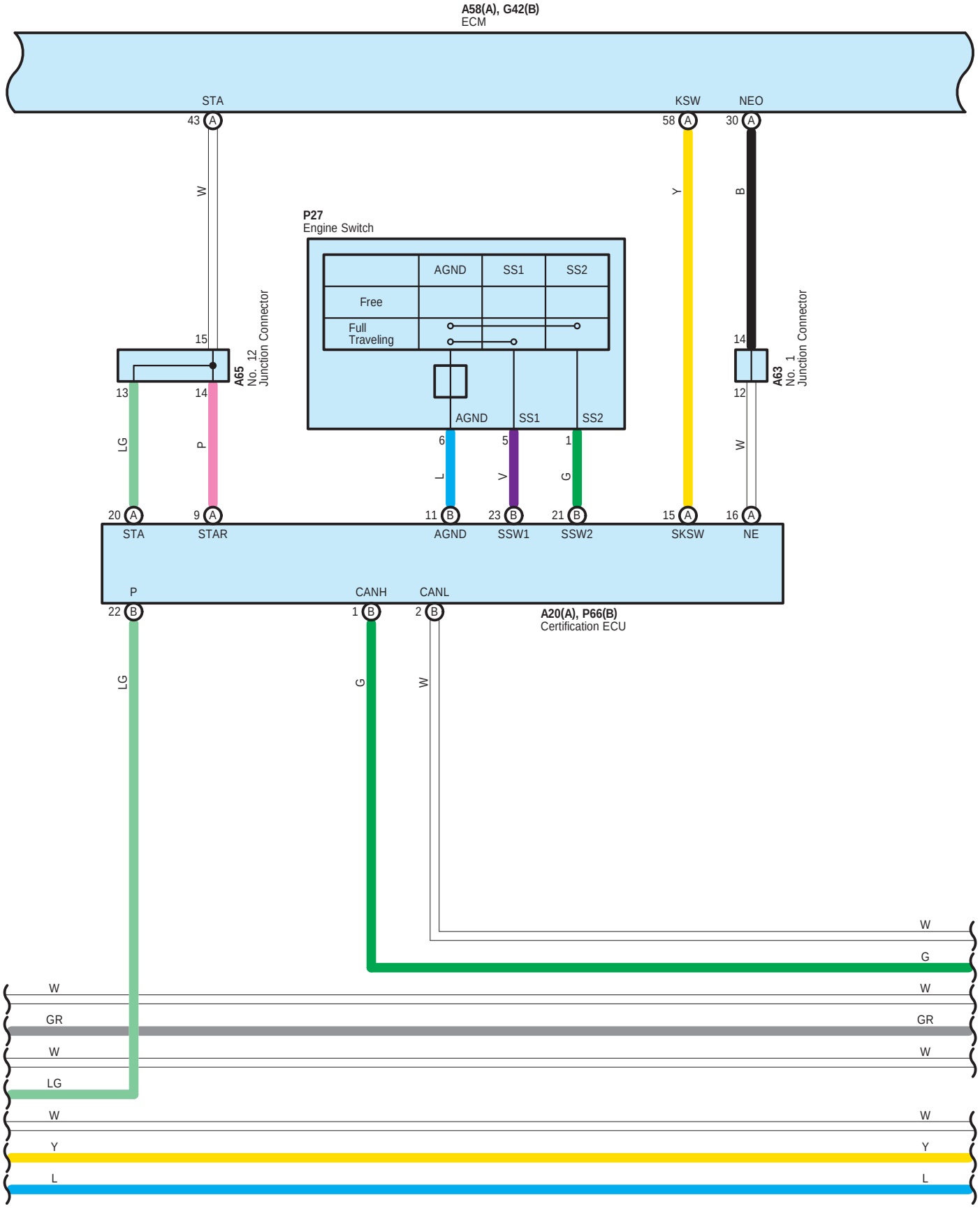
A58(A), G42(B)
ECM
STA
KSW
NEO
43 A
58 A
30 A
W
Y
B
P27
Engine Switch
AGND
SS1
SS2
Free
Full
Traveling
15
14
A65
No. 12
Junction Connector
A63
No. 1
Junction Connector
13
14
12
LG
P
W
6
5
1
L
V
G
20 A
9 A
11 B
23 B
21 B
15 A
16 A
STA
STAR
AGND
SSW1
SSW2
SKSW
NE
P
CANH
CANL
22 B
1 B
2 B
A20(A), P66(B)
Certification ECU
LG
G
W
W
G
W
W
GR
GR
W
W
LG
W
W
Y
Y
L
L

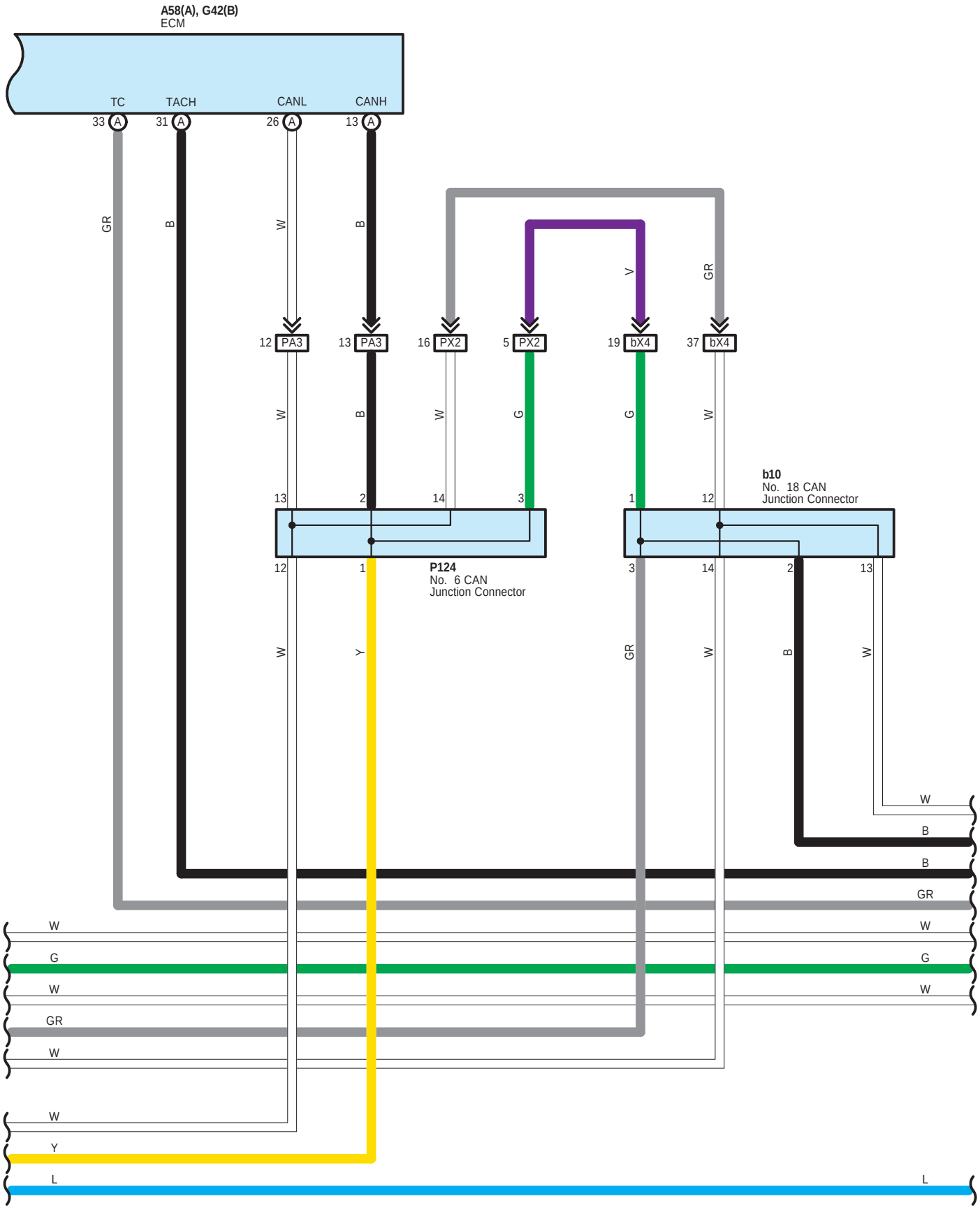
A58(A), G42(B)
ECM
TC
TACH
CANL
CANH
33 A
31 A
26 A
13 A
GR
B
W
B
V
GR
12 PA3
13 PA3
16 PX2
5 PX2
19 bX4
37 bX4
W
B
W
G
G
W
13
2
14
3
1
12
b10
No. 18 CAN
Junction Connector
12
1
P124
No. 6 CAN
Junction Connector
3
14
2
13
W
Y
GR
W
B
W
W
B
B
GR
W
W
G
G
W
W
GR
W
W
Y
L
L

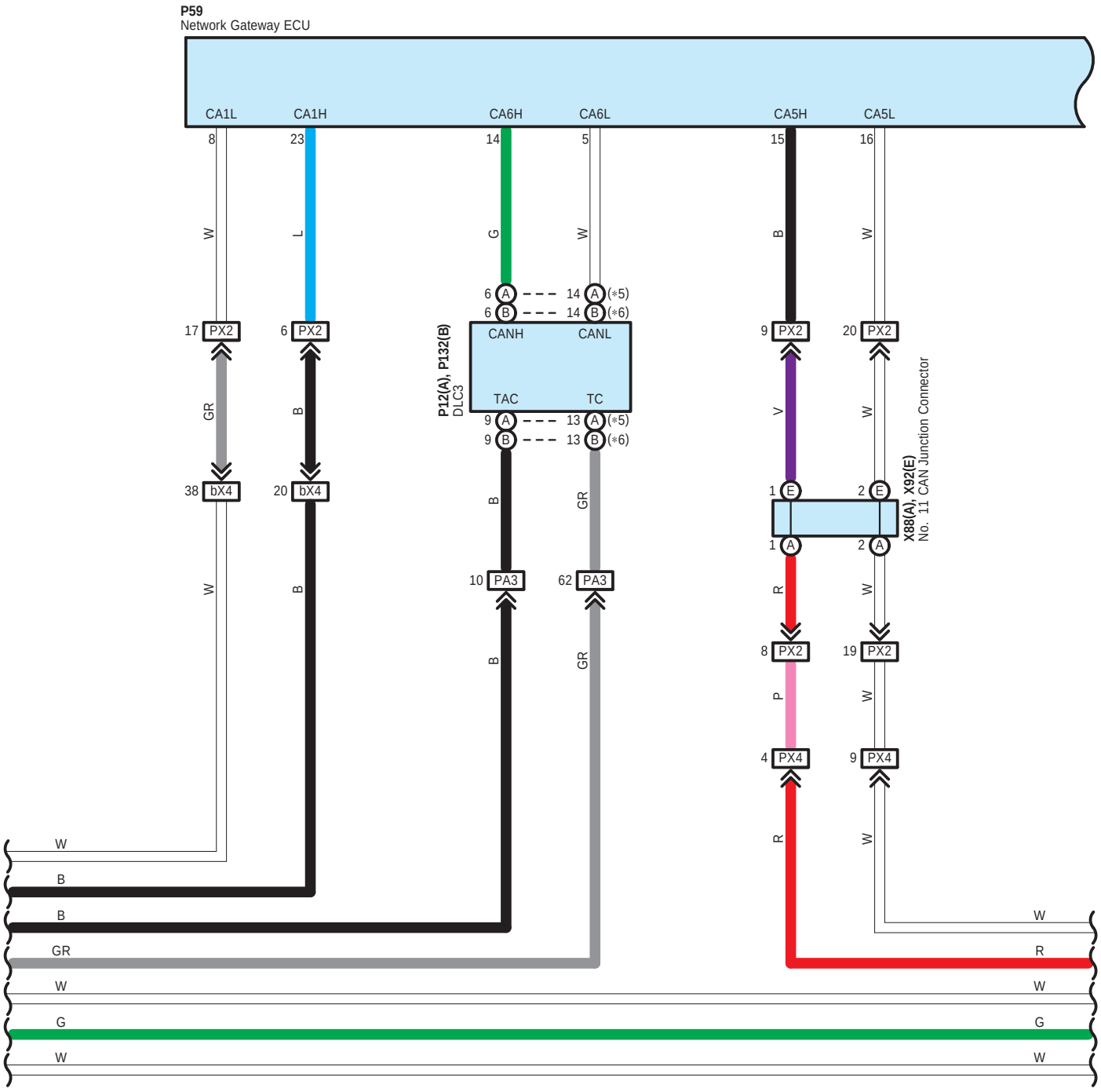

* 5 : Before Sep. 2018 Production
* 6 : From Sep. 2018 Production

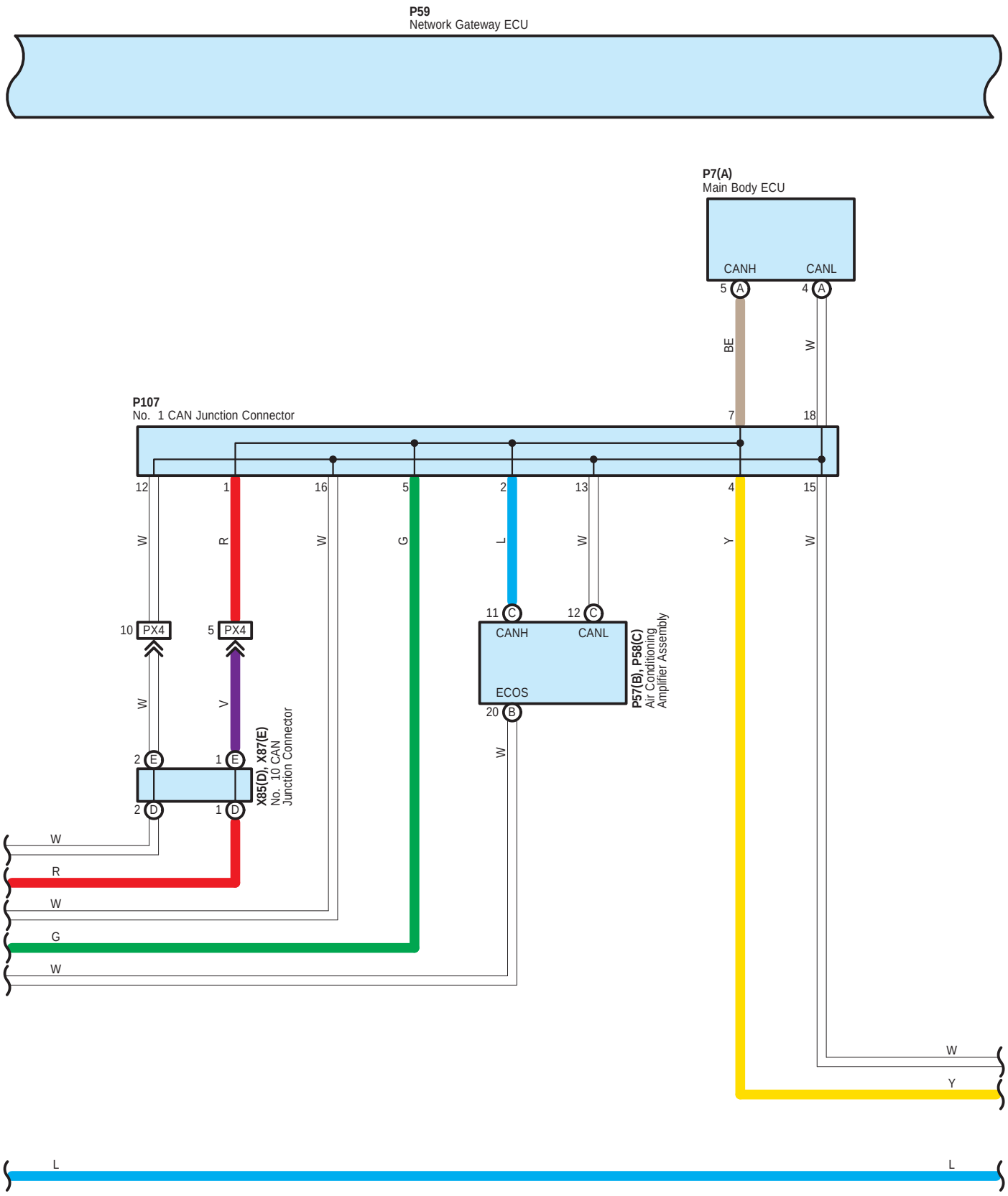
P59
Network Gateway ECU
P7(A)
Main Body ECU
CANH
CANL
5 A
4 A
BE
W
7
18
P107
No. 1 CAN Junction Connector
12
1
16
5
2
13
4
15
W
R
W
G
L
W
Y
W
11 C
12 C
CANH
CANL
ECOS
20 B
P57(B), P58(C)
Air Conditioning
Amplifier Assembly
10 PX4
5 PX4
W
V
2 E
1 E
2 D
1 D
X85(D), X87(E)
No. 10 CAN
Junction Connector
W
R
W
G
W
W
Y
L
L

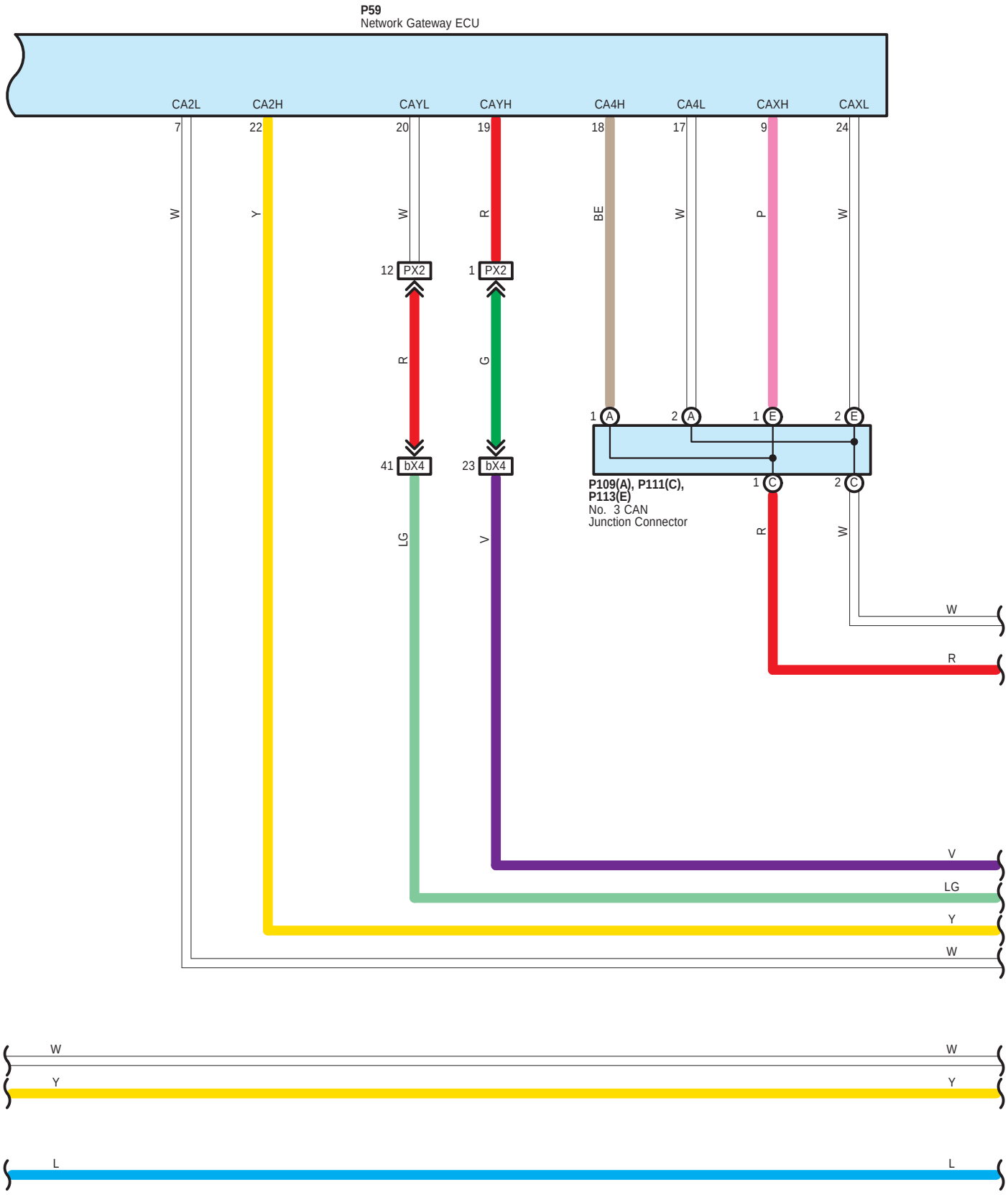
P59
Network Gateway ECU
CA2L
CA2H
CAYL
CAYH
CA4H
CA4L
CAXH
CAXL
7
22
20
19
18
17
9
24
W
Y
W
R
BE
W
P
W
12 PX2
1 PX2
R
G
41 bX4
23 bX4
LG
V
1 A
2 A
1 E
2 E
P109(A), P111(C),
P113(E)
No. 3 CAN
Junction Connector
1 C
2 C
R
W
W
R
V
LG
Y
W
W
W
Y
Y
L
L

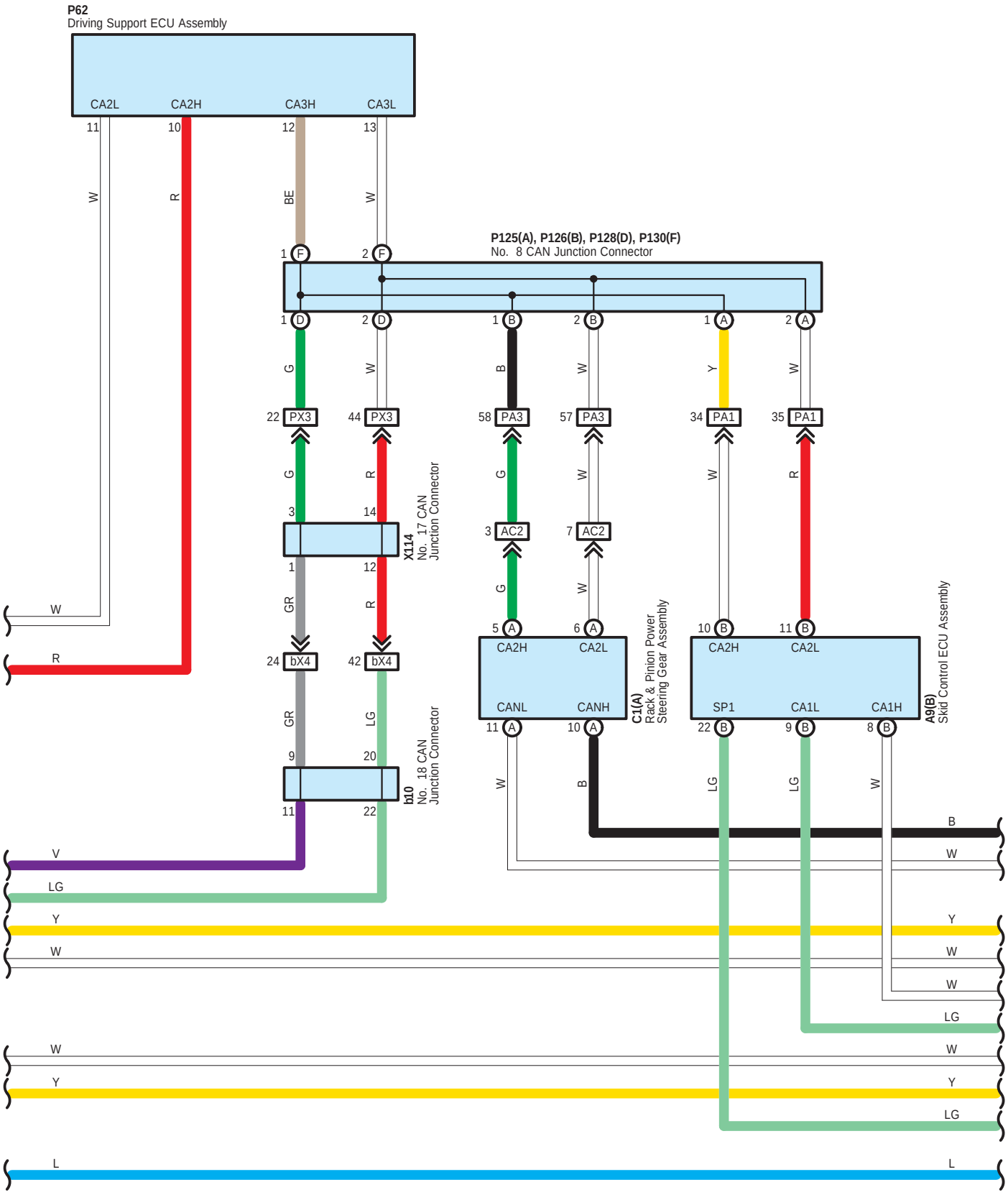
P62
Driving Support ECU Assembly
CA2L
CA2H
CA3H
CA3L
P125(A), P126(B), P128(D), P130(F)
No. 8 CAN Junction Connector
PX3
PA3
PA1
AC2
bX4
X114
No. 17 CAN Junction Connector
b10
No. 18 CAN Junction Connector
C1(A)
Rack & Pinion Power Steering Gear Assembly
CANL
CANH
SP1
CA1L
CA1H
A9(B)
Skid Control ECU Assembly

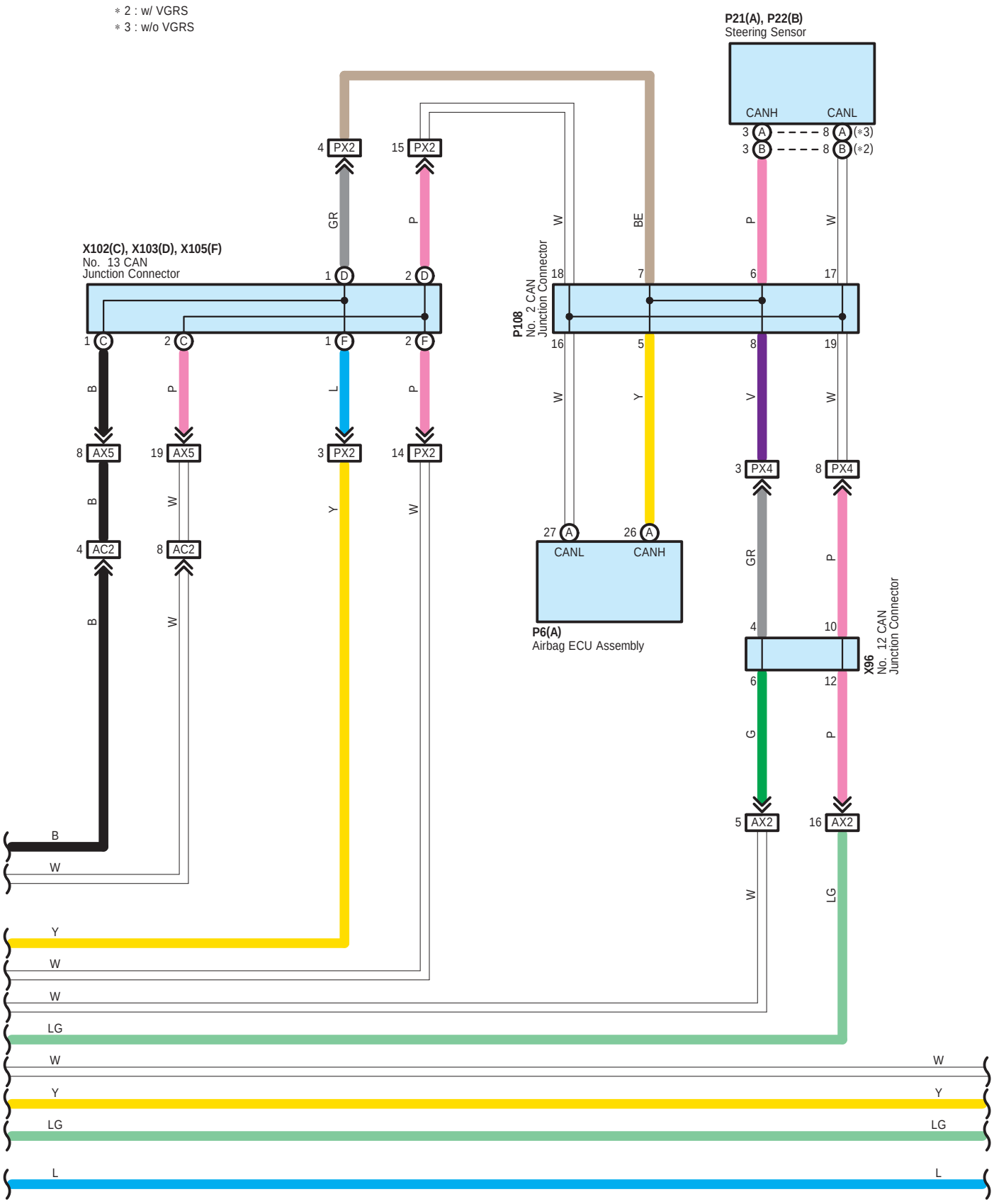
* 2 : w/ VGRS
* 3 : w/o VGRS
P21(A), P22(B)
Steering Sensor
CANH
CANL
X102(C), X103(D), X105(F)
No. 13 CAN
Junction Connector
P108
No. 2 CAN
Junction Connector
P6(A)
Airbag ECU Assembly
X96
No. 12 CAN
Junction Connector
PX2
AX5
AC2
PX4
AX2

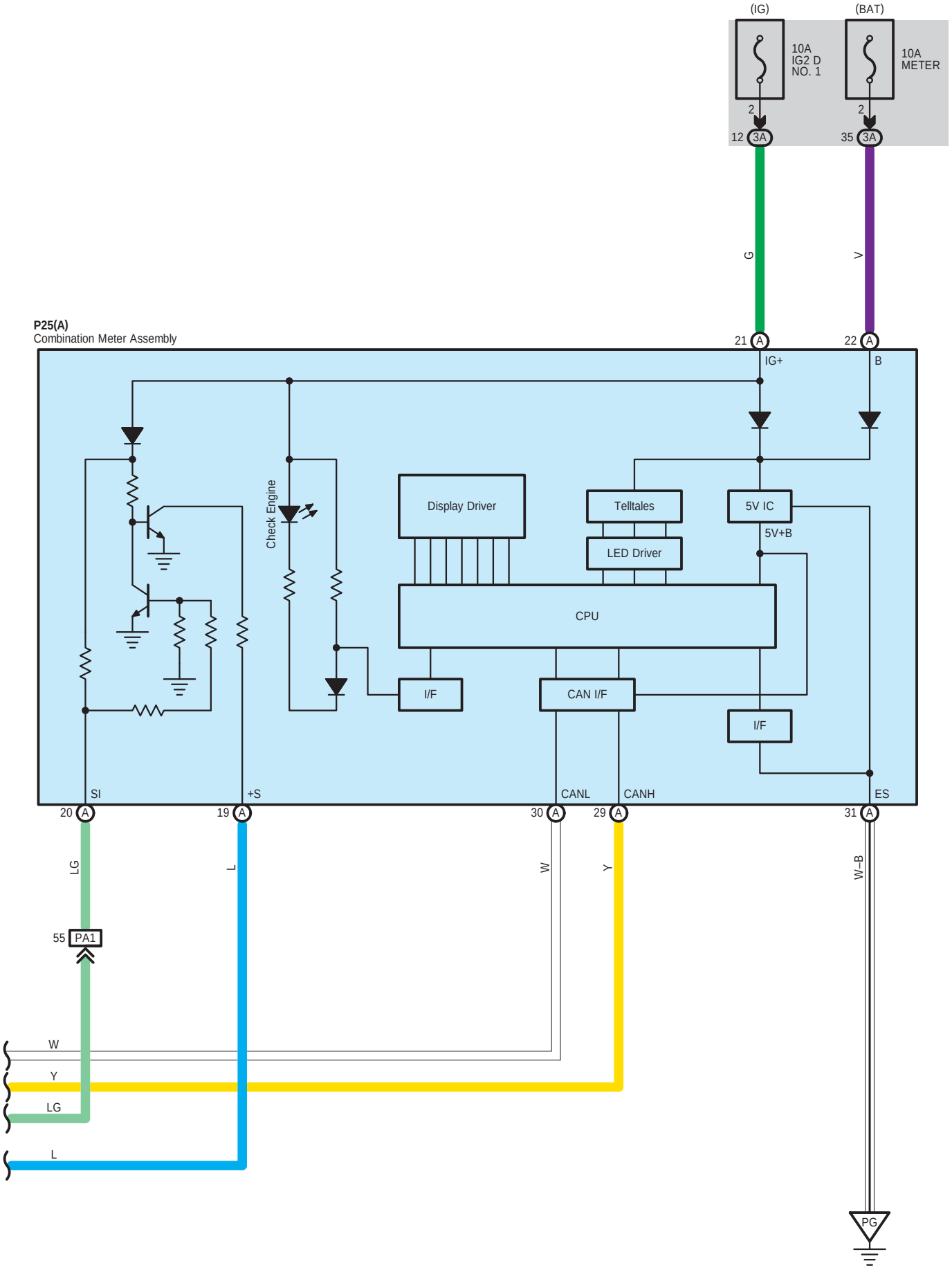
(IG)
(BAT)
10A
IG2 D
NO. 1
10A
METER
2
2
12 3A
35 3A
G
V
P25(A)
Combination Meter Assembly
21 A
22 A
IG+
B
Check Engine
Display Driver
Telltales
5V IC
5V+B
LED Driver
CPU
I/F
CAN I/F
I/F
SI
+S
CANL
CANH
ES
20 A
19 A
30 A
29 A
31 A
LG
L
W
Y
W–B
55 PA1
W
Y
LG
L
PG

A1
Black



90980-12831

A4
Black

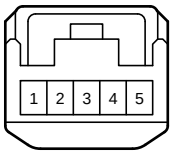

90980-12366

A9
Black

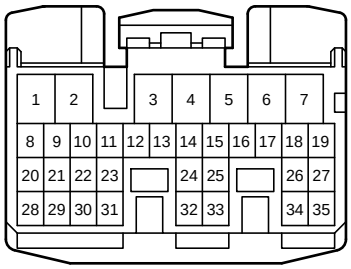

90980-12528

A20
White

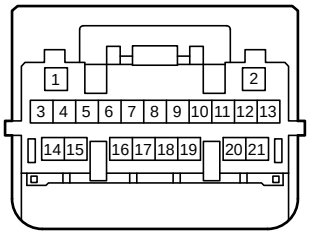

90980-12B76

A52
Black

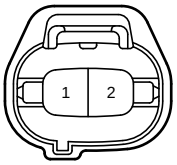

90980-11156

A53
White

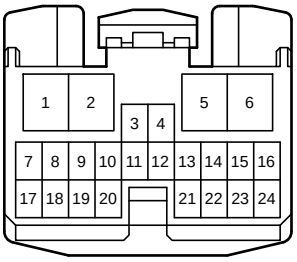

90980-12560

A58
Black

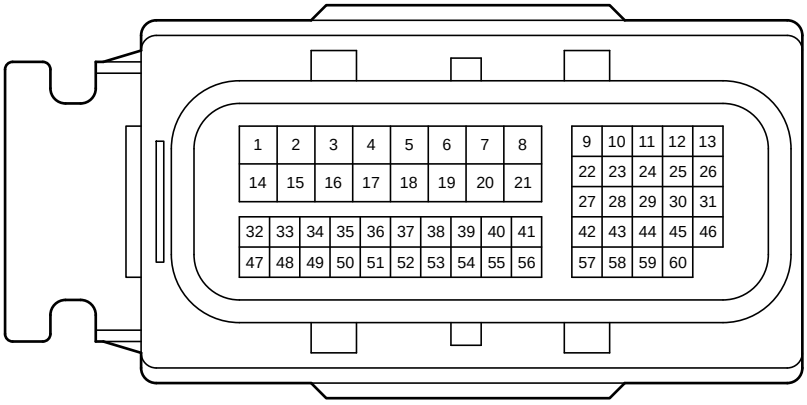

90980-12931

A60
Black

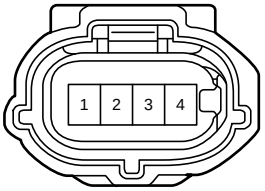

90980-12A85

A61
Black

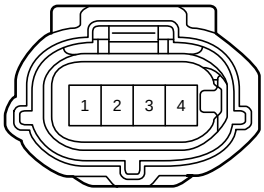

90980-12A85

A62
Black

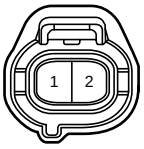

90980-12B06

A63
Black

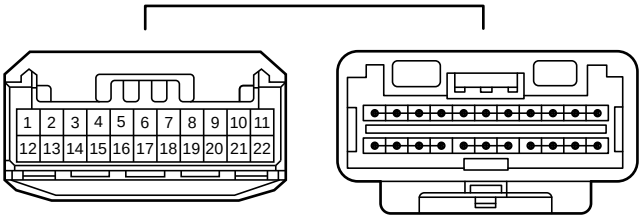

90980-12B54

A64
Black

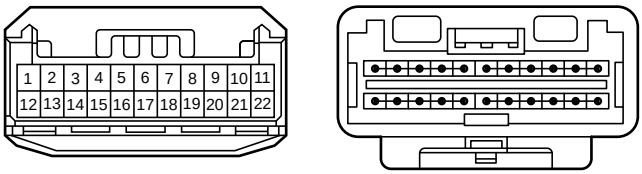

90980-12B54

A65
White

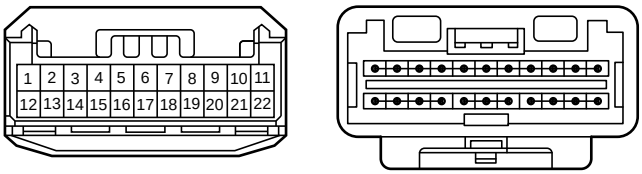

90980-12B54

A68
Black

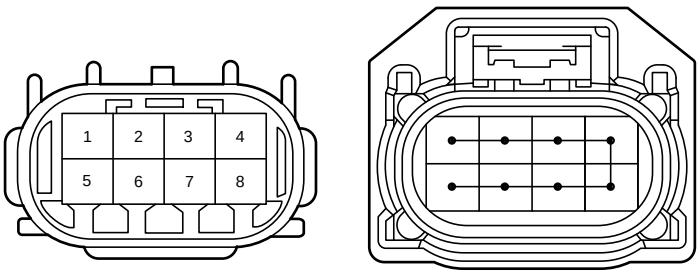

90980-12B56

C1
Black

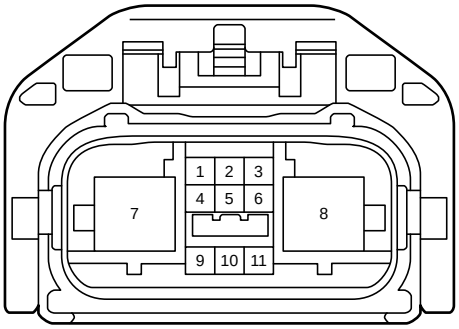

90980-12C57

E1
Black



90980-12353

G2
Gray

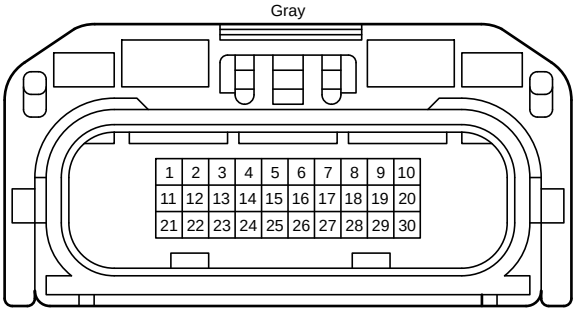

90980-12712

G10
Black

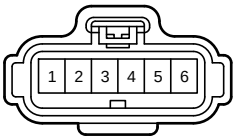

90980-11858

G41
Black

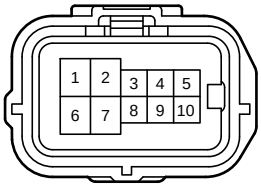

90980-12446

G42
Black

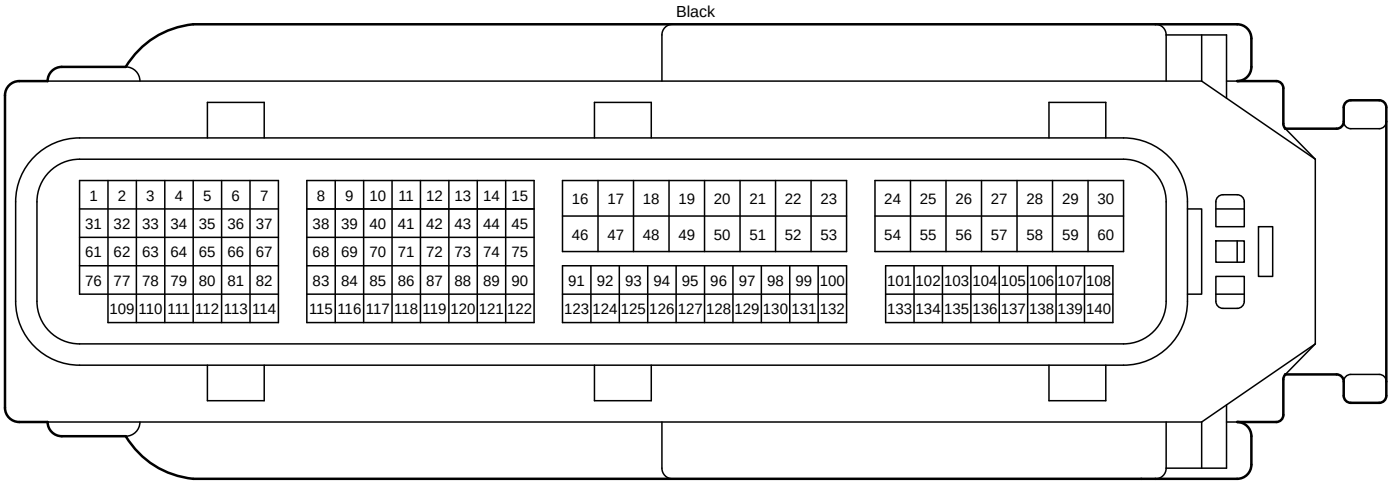

90980-12966

G44
Black

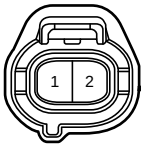

90980-12B06

G45
Black

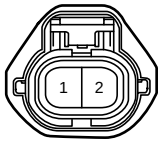

90980-12B90

G46
Black

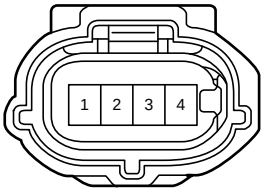

90980-12A85

G47
Black



90980-12B90

G49
Gray

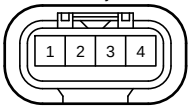

90980-12A29

G50
Gray

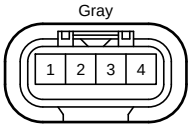

90980-12A29

G51
Black

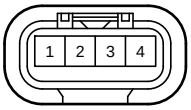

90980-12A29

G52
Black

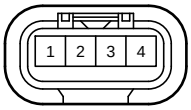

90980-12A29

G53
Gray

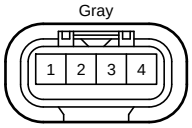

90980-12A29

G54
Gray

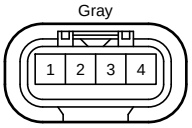

90980-12A29

G55
Black

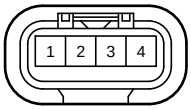

90980-12A29

G56
Black

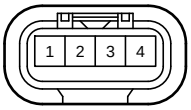

90980-12A29

G57
Black

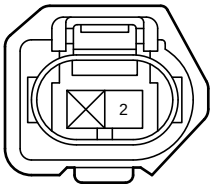

90980-12A88

G58
Black



90980-12353

G59
Black

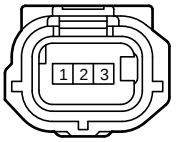

90980-12353

G60
Black

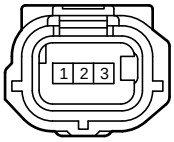

90980-12353

G61
Black

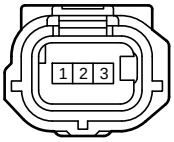

90980-12353

G62
Gray

90980-10869

G63
Gray

90980-10869

G64
Gray

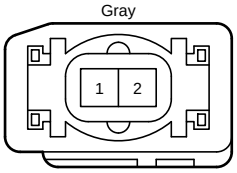

90980-12747

G65
Gray

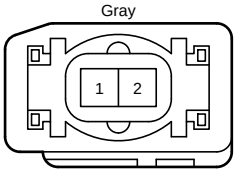

90980-12747

G66
Black

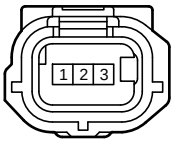

90980-12353

G67
Black



90980-12292

G68
Black

90980-11410

G69
Black

90980-11410

G70
Black



90980-12292

G71
Gray

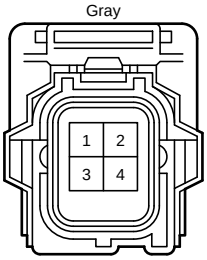

90980-12654

G72
Black

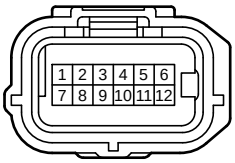

90980-12356

G73
Gray

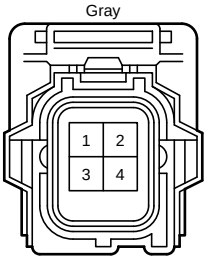

90980-12654

G74
Black

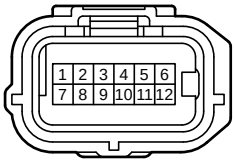

90980-12356

G76
Black

90980-10735

G79
Gray

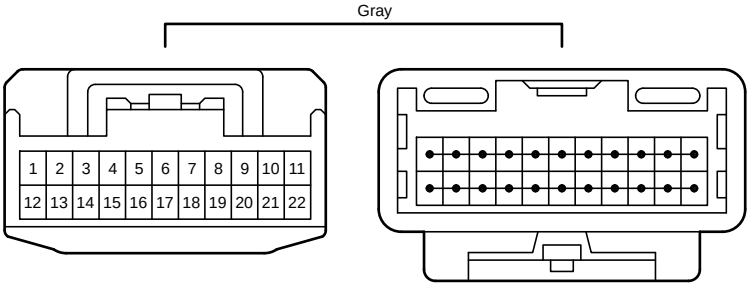

90980-12372

G82
Black

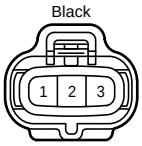

90980-12D37

G83
Black

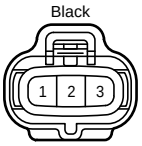

90980-12D37

J1
Gray

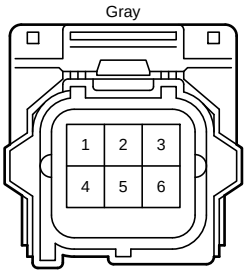

90980-12656

J2
Black

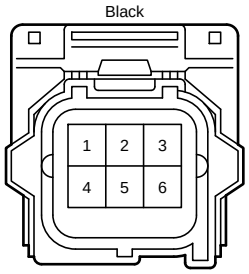

90980-12655

J3
Black

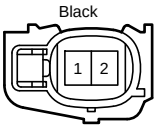

90980-11875

J4
Black

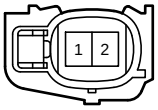

90980-11875

J5
Black

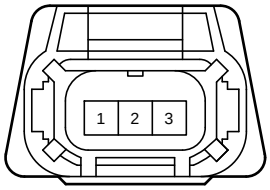

90980-12A19

J6
Black

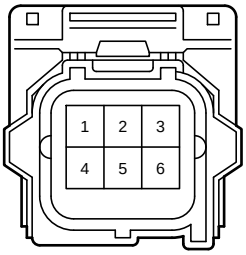

90980-12655

J7
Gray

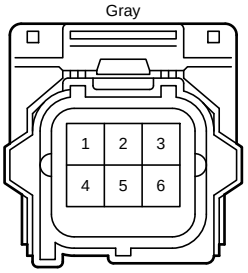

90980-12656

J8
Gray

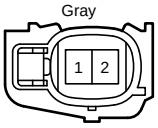

90980-11875

J9
Gray

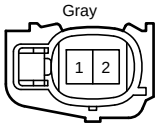

90980-11875

J10
Black

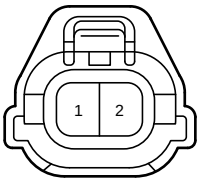

90980-12940

J11
Gray

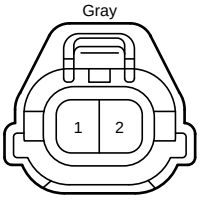

90980-12940

J12
Black

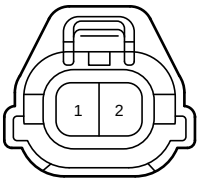

90980-12940

J13
Gray

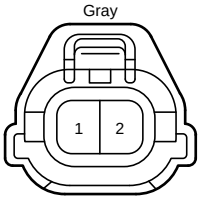

90980-12940

J14
Black

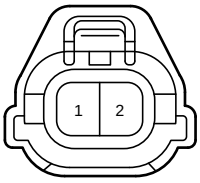

90980-12940

J15
Gray

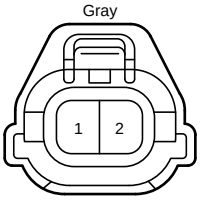

90980-12940

J16
Black

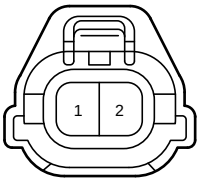

90980-12940

J18
Gray

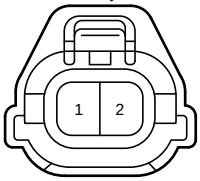

90980-12940

K1
Black

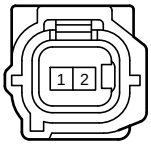

90980-12728

K2
Black

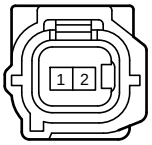

90980-12728

K3
Black

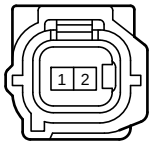

90980-12728

K4
Black



90980-12728

L1
Black



90980-12728

L2
Black

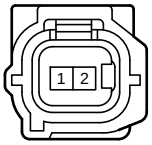

90980-12728

L3
Black

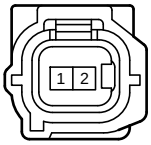

90980-12728

L4
Black

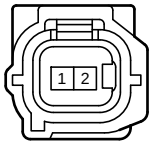

90980-12728

M1
Black

90980-11261

M2
Black

90980-11261

M3
Black

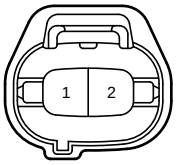

90980-11156

M4
Black

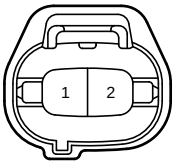

90980-11156

P6
Yellow

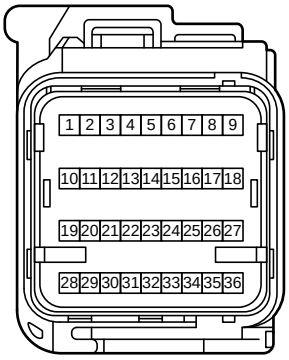

90980-12C56

P7
Black

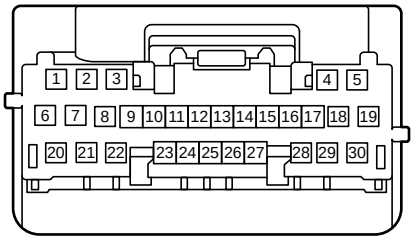

90980-12C62

P12
White

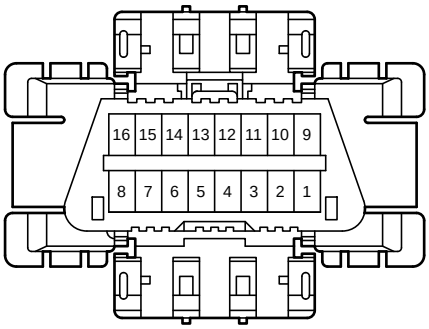

90980-11665

P19
Black

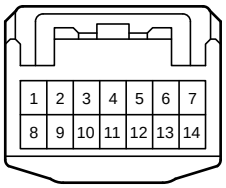

90980-12370

P21
White

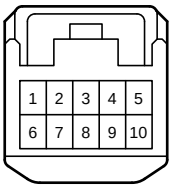

90980-12368

P22
Black

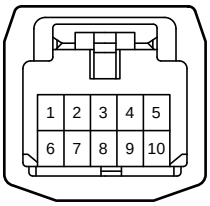

82824-78040

P25
Black

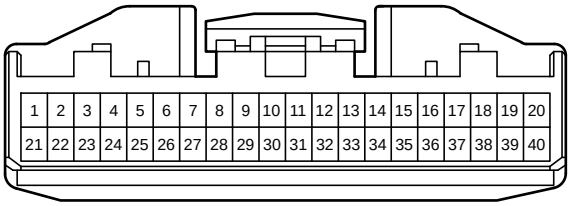

90980-12557

P27
Black

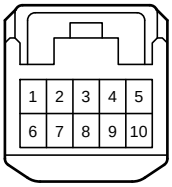

90980-12368

P39
White

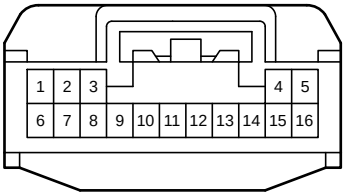

90980-12423

P51
White

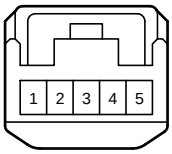

90980-12366

P52
Gray

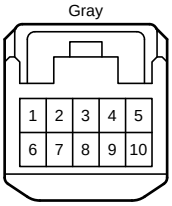

90980-12368

P57
White

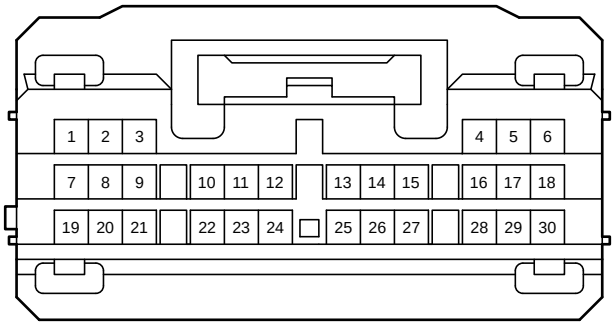

90980-12761

P58
White

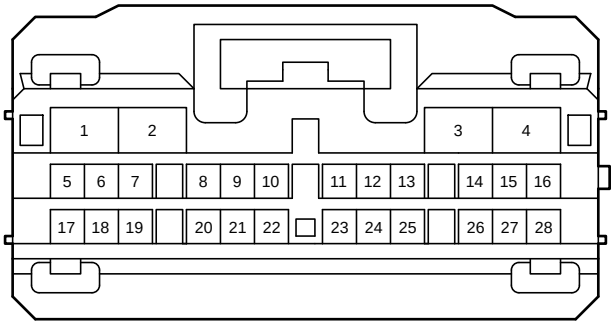

90980-12760

P59
Black

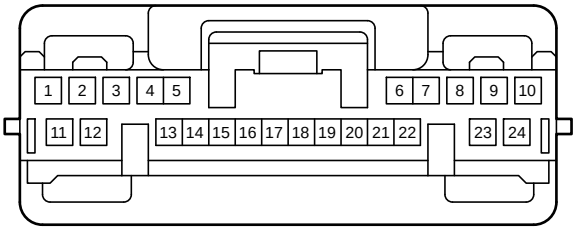

90980-12912

P62
White

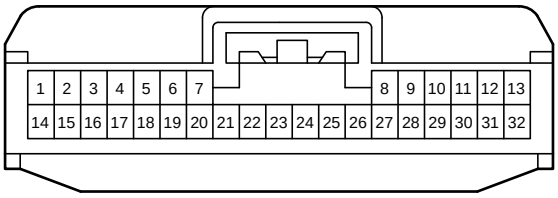

90980-12422

P66
White

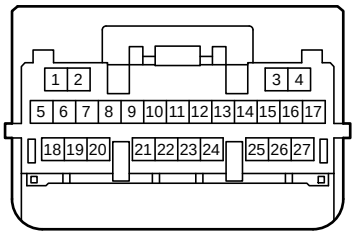

90980-12B78

P74
White

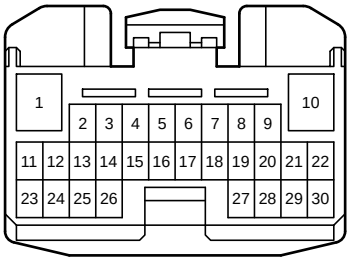

90980-12562

P75
White

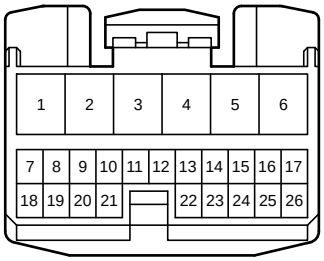

90980-12561

P76
White



90980-12553

P85
White

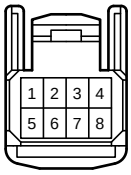

90980-12551

P92
White

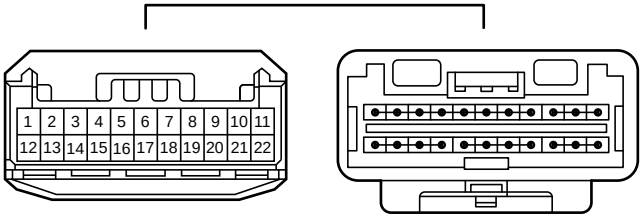

90980-12B54

P93
Blue

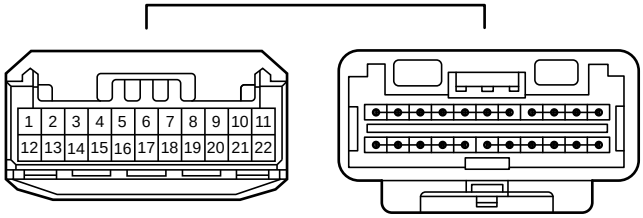

90980-12B54

P107
White

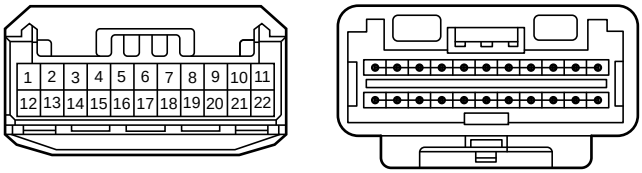

90980-12B54

P108
White

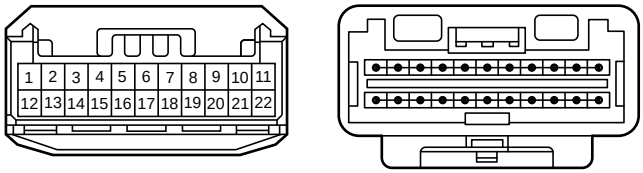

90980-12B54

P109
White

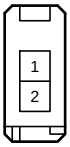

90980-12827

P111
White

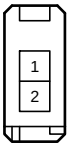

90980-12827

P113
White

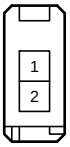

90980-12827

P124
Black

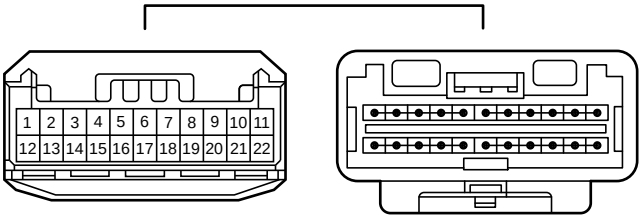

90980-12B54

P125
White

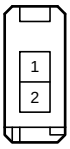

90980-12827

P126
White

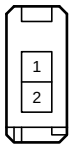

90980-12827

P128
White

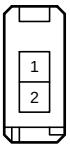

90980-12827

P130
White

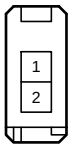

90980-12827

P132
White

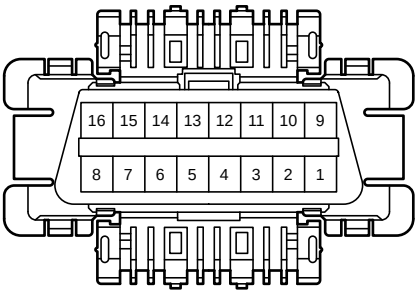

90980-12D97

X16
Black

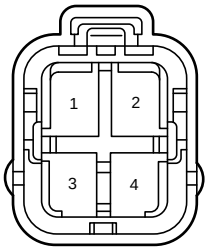

82824-48460

X33
Black

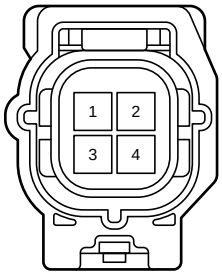

90980-12B05

X34
Black

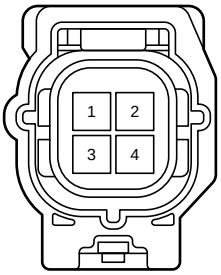

90980-12B05

X71
Black

90980-11145

X80
Blue

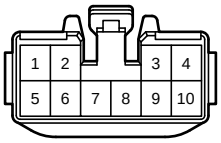

90980-10801

X81
Blue

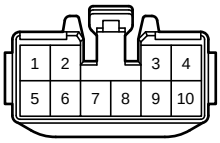

90980-10801

X85
White

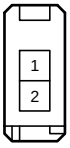

90980-12827

X87
White

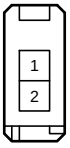

90980-12827

X88
White

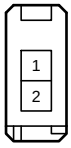

90980-12827

X92
White

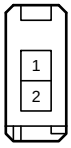

90980-12827

X95
Black

90980-11150

X96
White

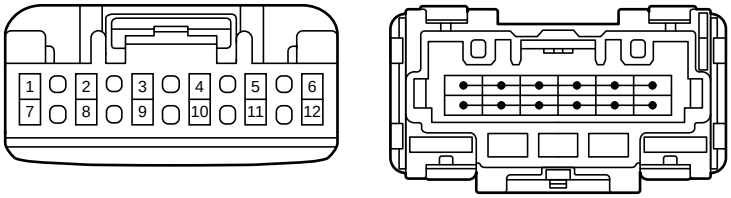

90980-12C68

X102
White

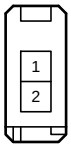

90980-12827

X103
White

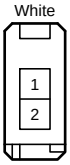

90980-12827

X105
White

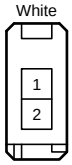

90980-12827

X114
White

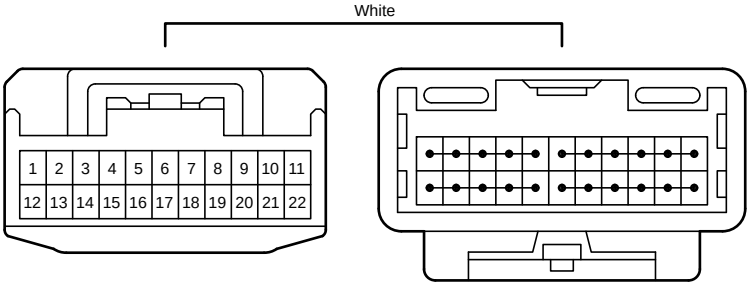

90980-12372

b5
White

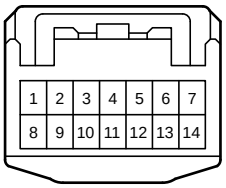

90980-12370

b7

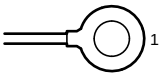

b9

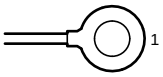

b10
Black

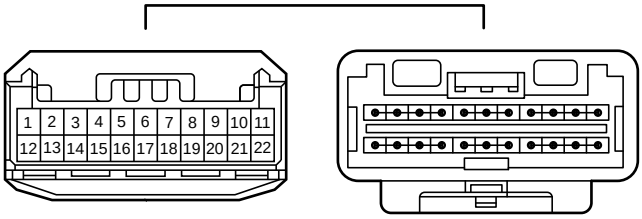

90980-12B54

m1

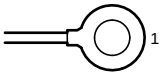

z2
Black

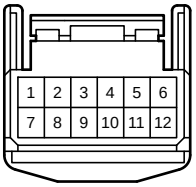

90980-12559

z5
White

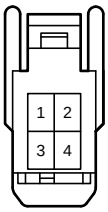

90980-12360

3A
White

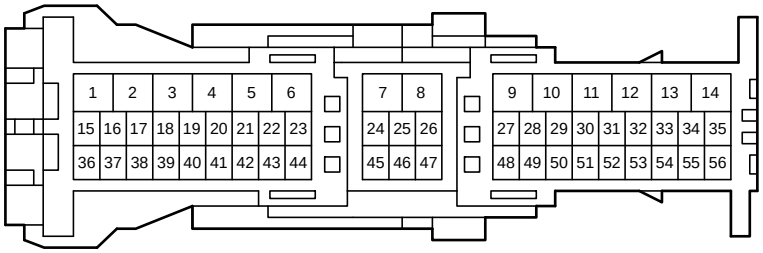

90980-12943

3C
White

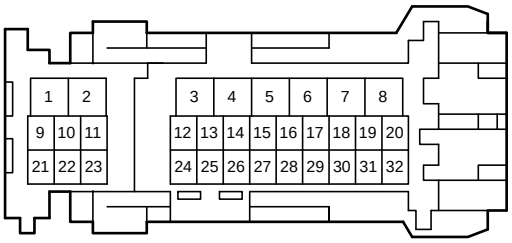

90980-12A47

4A
White

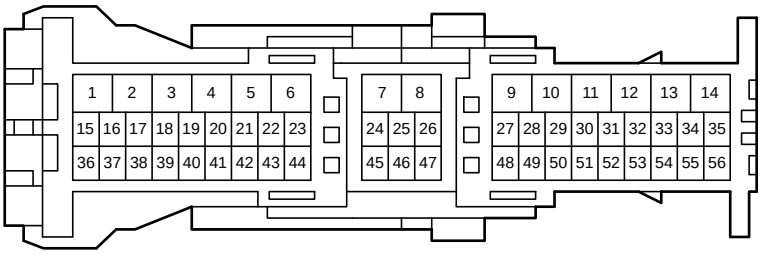

90980-12943

4B
White

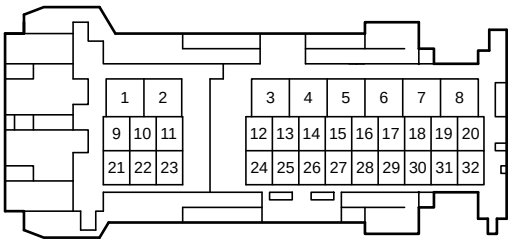

90980-12A48

4C
White

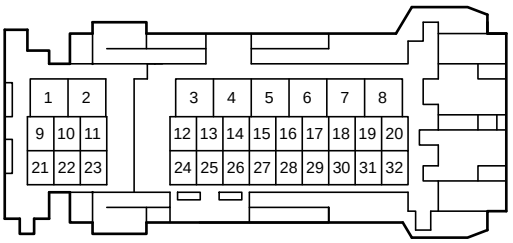

90980-12A47

5A

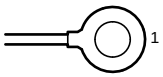

82675-28470

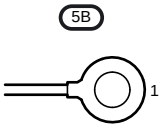

90980-09877

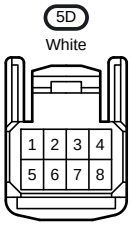

90980-12551

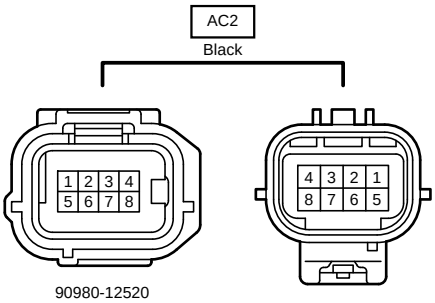

90980-12520

90980-12519

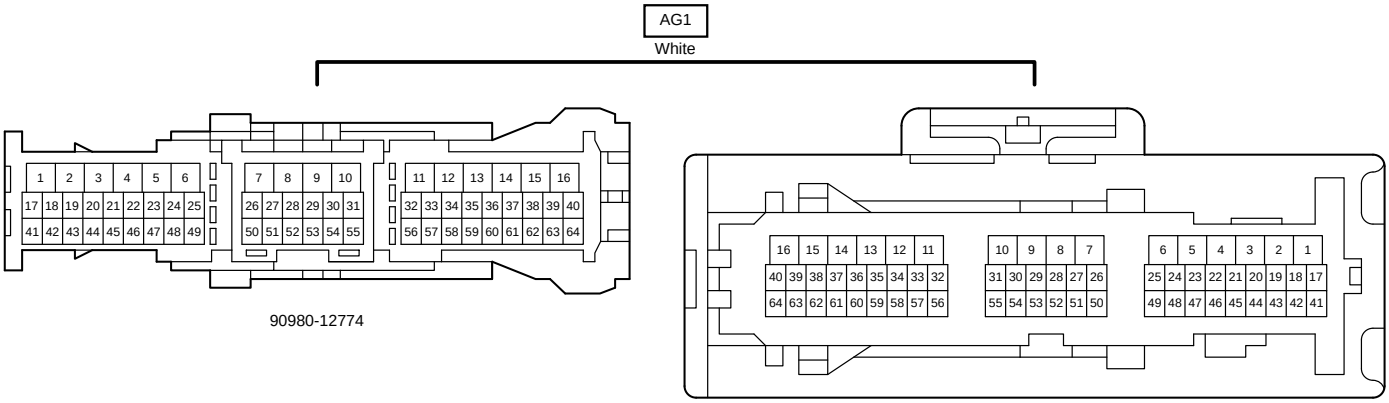

90980-12774

90980-12798

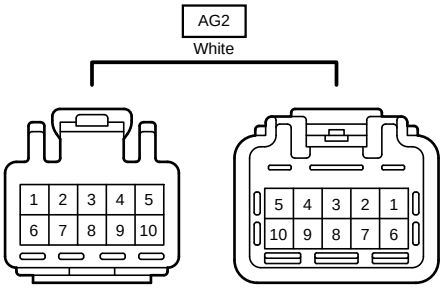

90980-11537

90980-11536

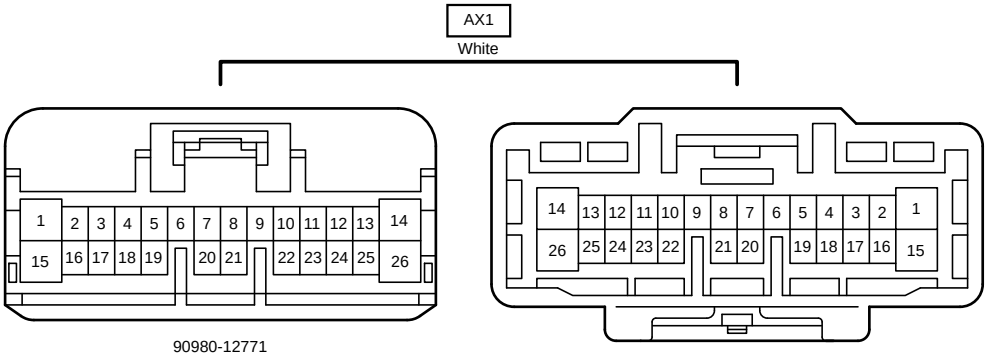

90980-12771

90980-12770

AX2
White

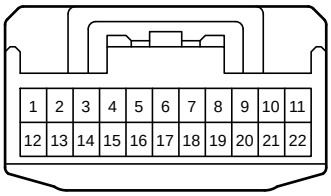

90980-12372

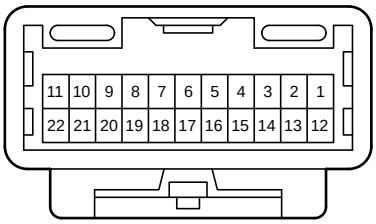

90980-12371

AX4
White

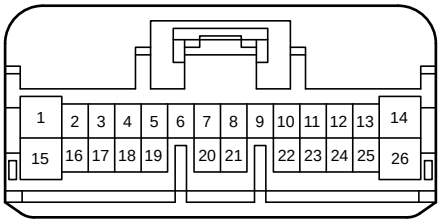

90980-12771

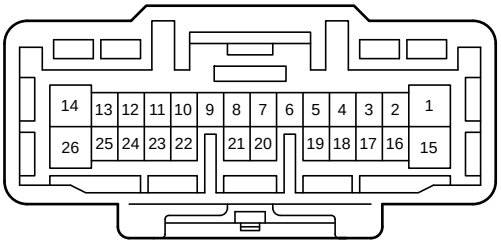

90980-12770

AX5
White

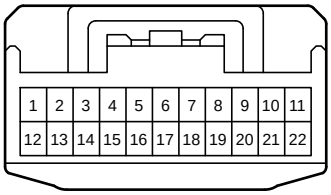

90980-12372

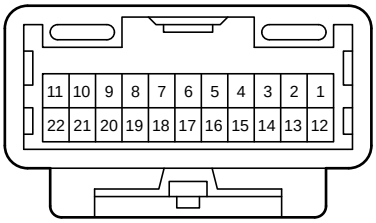

90980-12371

GE1
Black

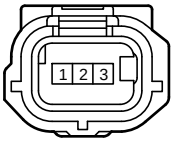

90980-12353

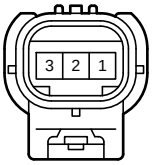

90980-12719

GJ1
Gray

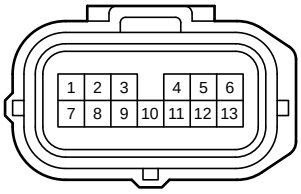

90980-12326

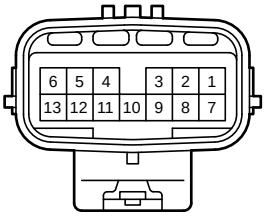

90980-12716

GK1
Gray



90980-12520

90980-12519

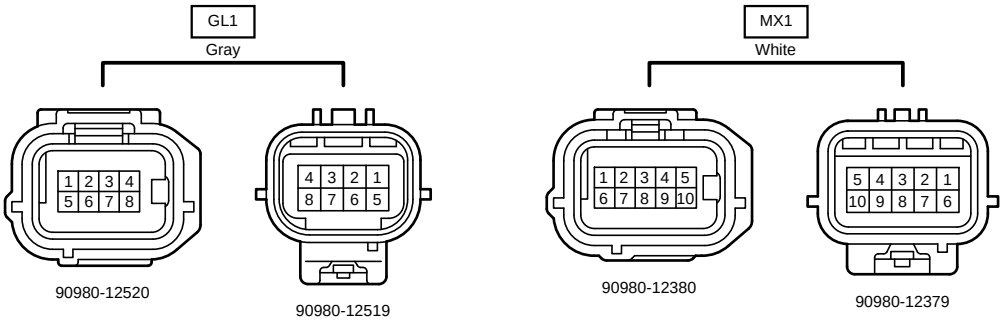
GL1
Gray
MX1
White
90980-12520
90980-12519
90980-12380
90980-12379

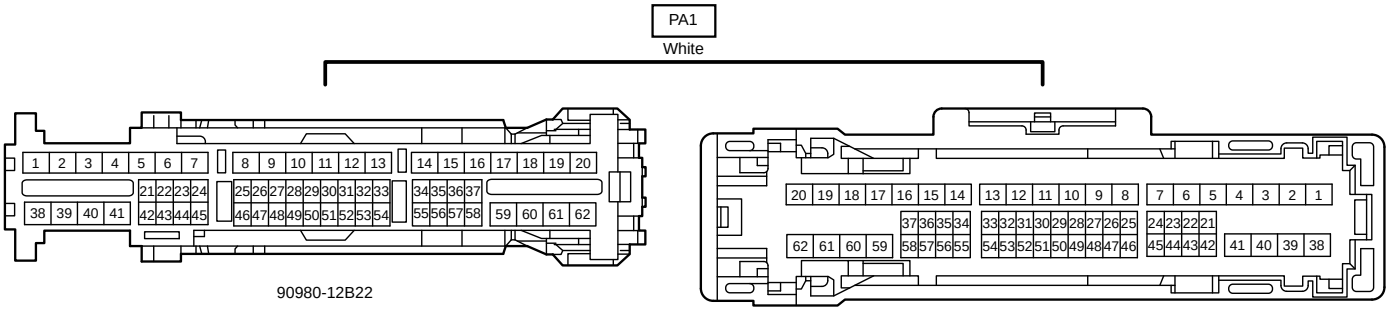
PA1
White
90980-12B22
90980-12B21

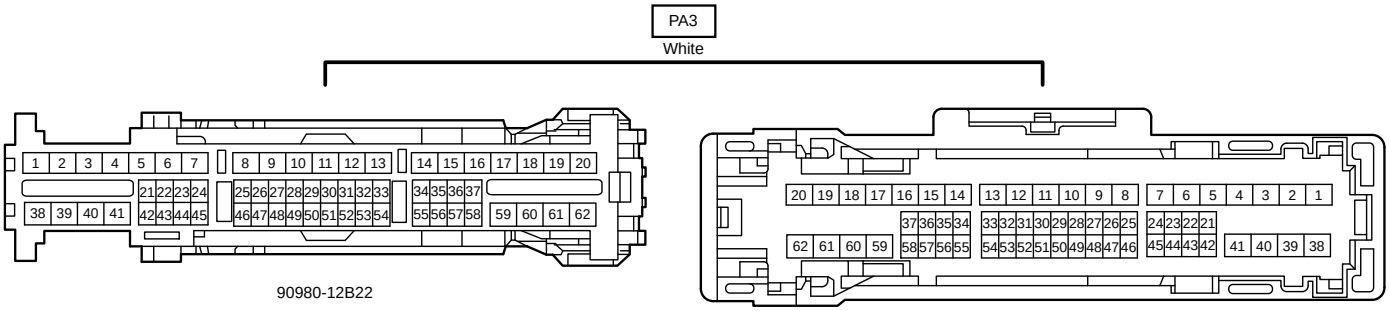
PA3
White
90980-12B22
90980-12B21

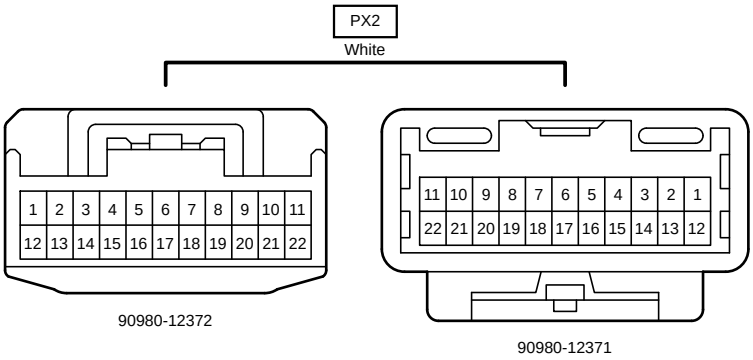
PX2
White
90980-12372
90980-12371

PX3
Gray

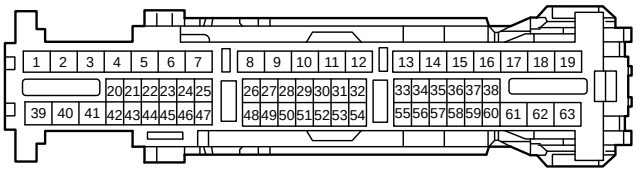

90980-12B20

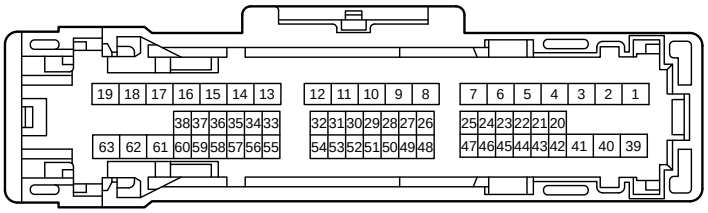

90980-12B19

PX4
White

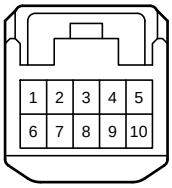

90980-12368

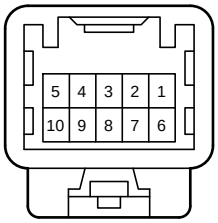

90980-12367

PX5
White

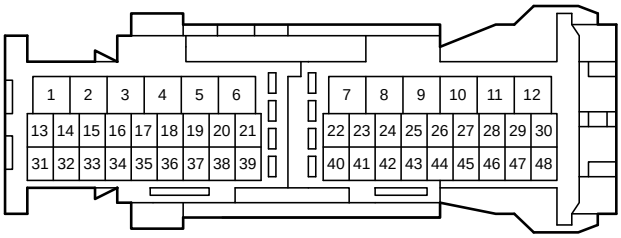

90980-12779

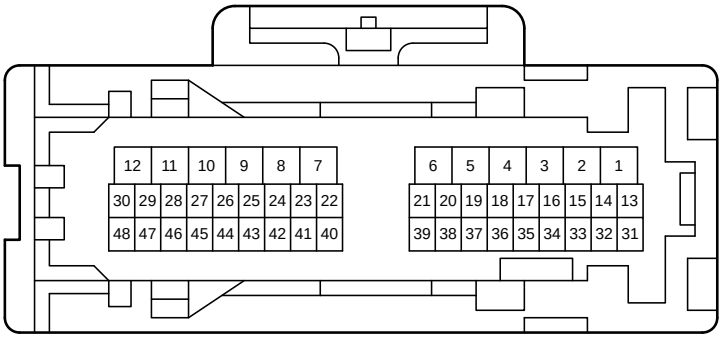

90980-12799

bX1
Gray

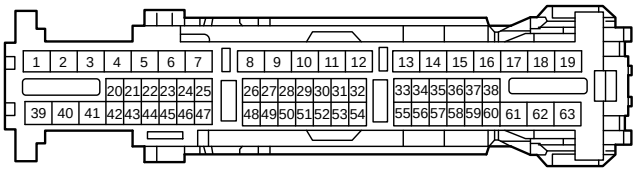

90980-12B20

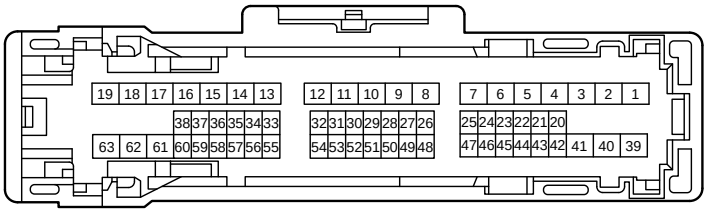

90980-12B19

bX4
White

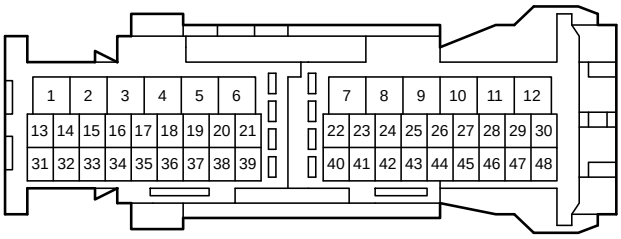

90980-12779

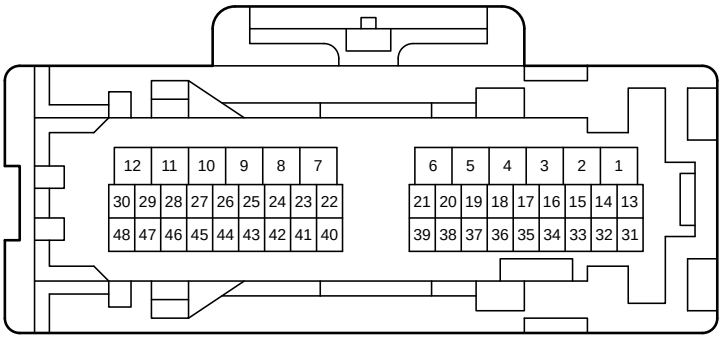

90980-12799