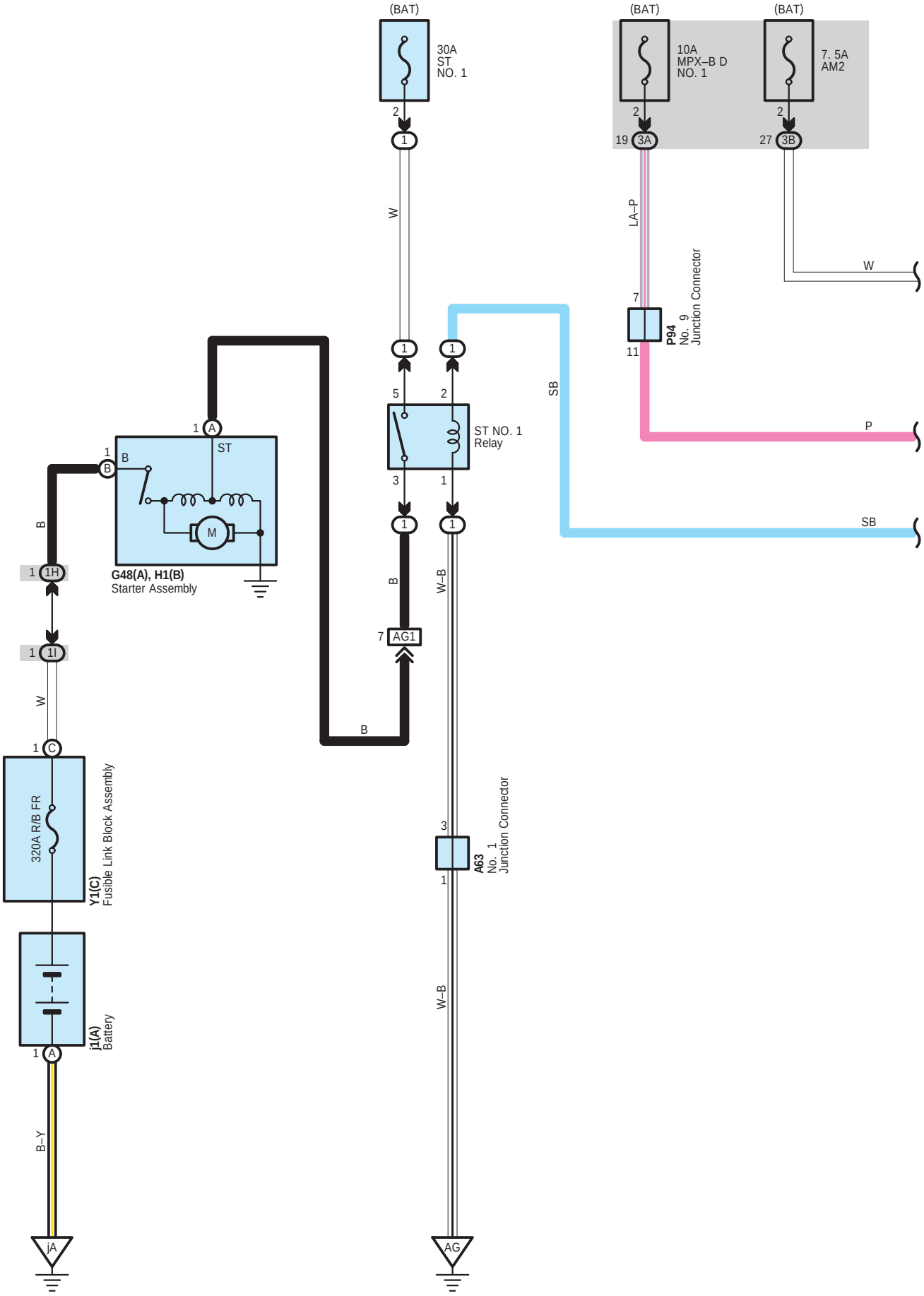
(BAT)
30A
ST
NO. 1
(BAT)
10A
MPX–B D
NO. 1
(BAT)
7. 5A
AM2
19 3A
27 3B
LA–P
W
P94
No. 9
Junction Connector
ST NO. 1
Relay
SB
P
SB
G48(A), H1(B)
Starter Assembly
ST
M
1H
1I
AG1
W–B
320A R/B FR
Y1(C)
Fusible Link Block Assembly
j1(A)
Battery
B–Y
jA
A63
No. 1
Junction Connector
AG

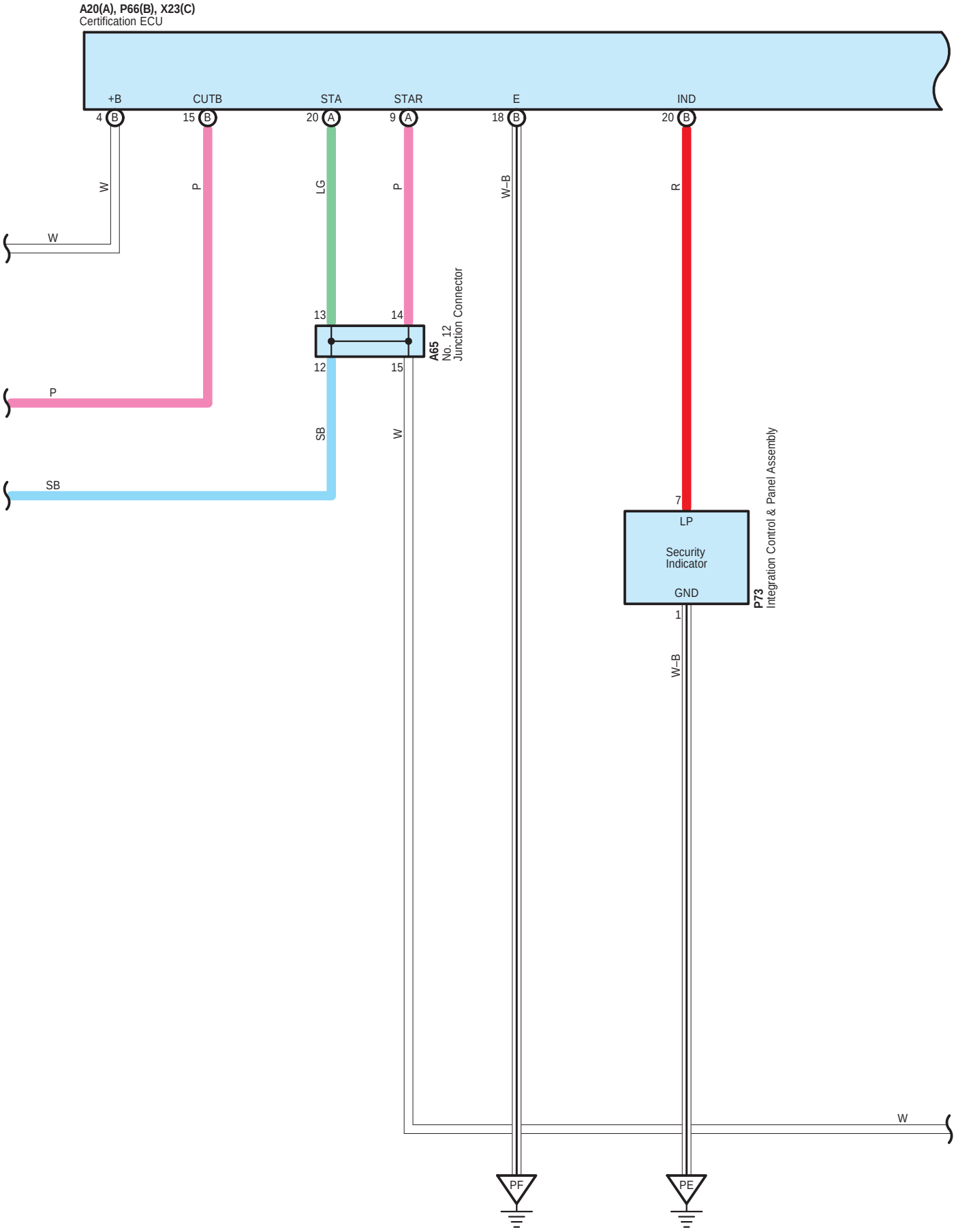
A20(A), P66(B), X23(C)
Certification ECU
+B
CUTB
STA
STAR
E
IND
4 B
15 B
20 A
9 A
18 B
20 B
W
P
LG
P
W–B
R
W
13
14
12
15
A65
No. 12
Junction Connector
P
SB
W
SB
7
LP
Security
Indicator
GND
1
P73
Integration Control & Panel Assembly
W–B
W
PF
PE

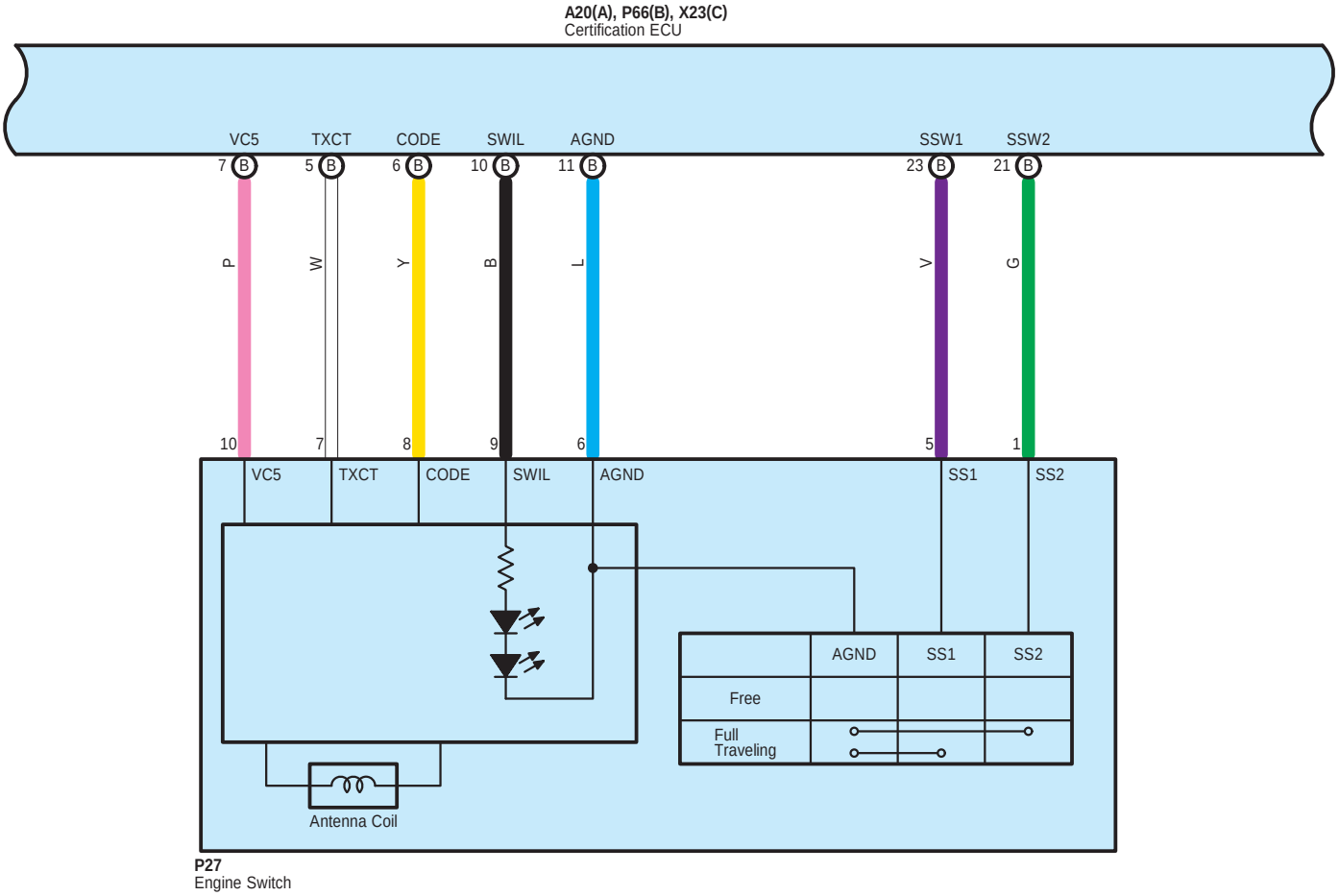
A20(A), P66(B), X23(C)
Certification ECU
VC5
TXCT
CODE
SWIL
AGND
SSW1
SSW2
7 B
5 B
6 B
10 B
11 B
23 B
21 B
P
W
Y
B
L
V
G
10
7
8
9
6
5
1
VC5
TXCT
CODE
SWIL
AGND
SS1
SS2
AGND
SS1
SS2
Free
Full Traveling
Antenna Coil
P27
Engine Switch


W
W

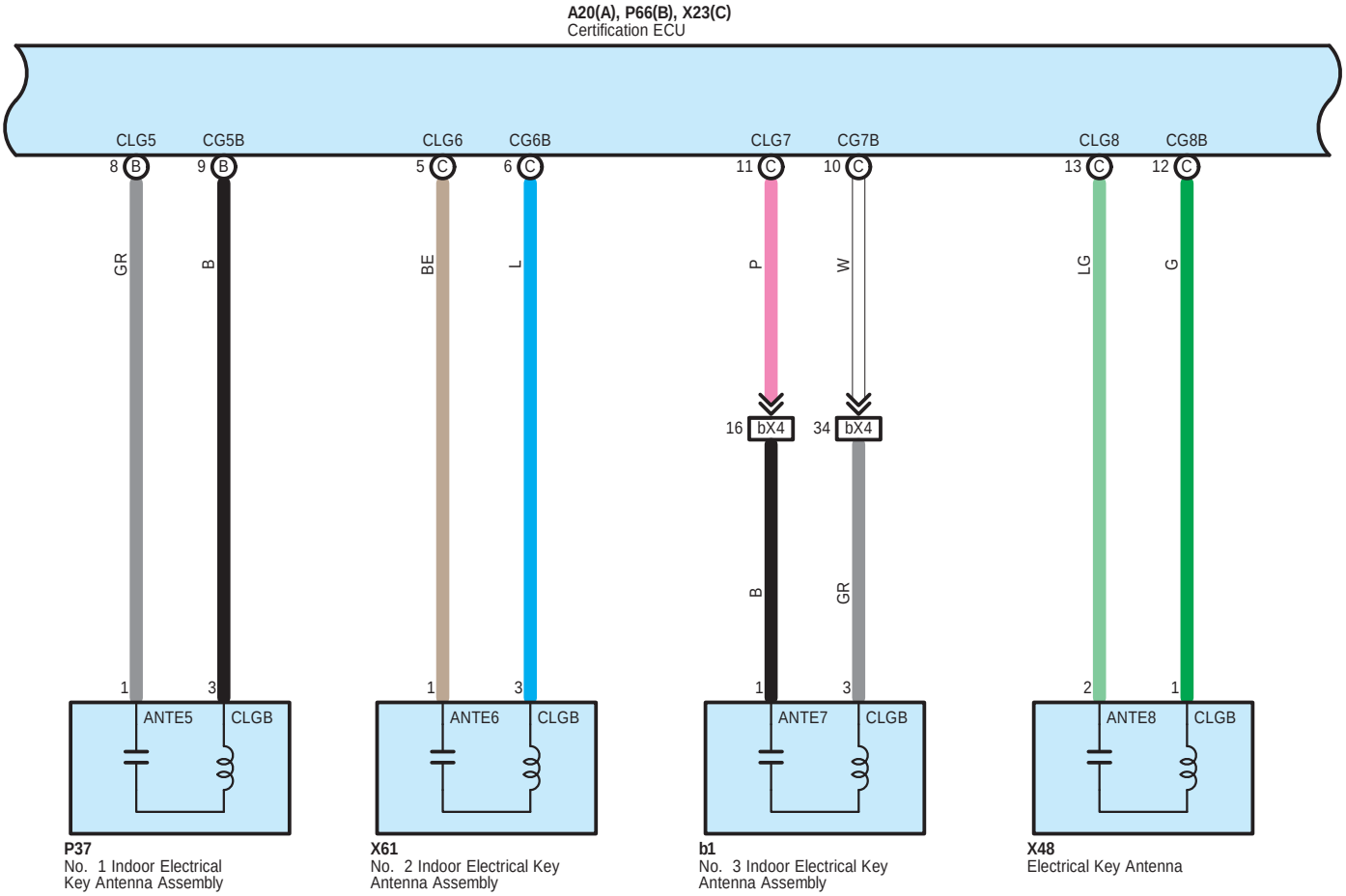
A20(A), P66(B), X23(C)
Certification ECU
CLG5
CG5B
CLG6
CG6B
CLG7
CG7B
CLG8
CG8B
8 B
9 B
5 C
6 C
11 C
10 C
13 C
12 C
GR
B
BE
L
P
W
LG
G
16 bX4
34 bX4
B
GR
1
3
1
3
1
3
2
1
ANTE5
CLGB
ANTE6
CLGB
ANTE7
CLGB
ANTE8
CLGB
P37
No. 1 Indoor Electrical Key Antenna Assembly
X61
No. 2 Indoor Electrical Key Antenna Assembly
b1
No. 3 Indoor Electrical Key Antenna Assembly
X48
Electrical Key Antenna


W
W

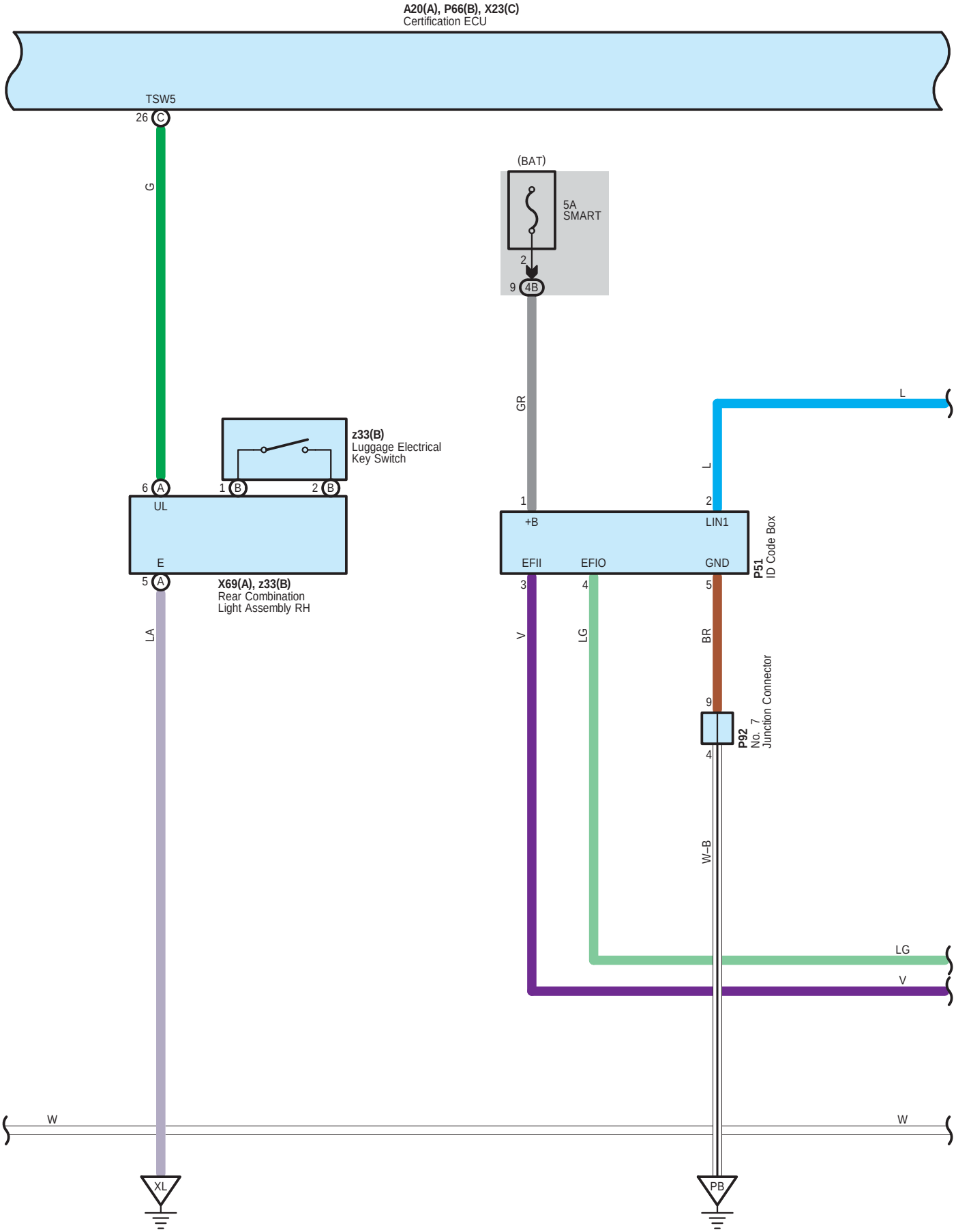
A20(A), P66(B), X23(C)
Certification ECU
TSW5
26 C
G
(BAT)
5A
SMART
2
9 4B
GR
L
z33(B)
Luggage Electrical
Key Switch
6 A
1 B
2 B
UL
E
5 A
X69(A), z33(B)
Rear Combination
Light Assembly RH
LA
1
+B
2
LIN1
EFII
EFIO
GND
P51
ID Code Box
3
4
5
V
LG
BR
9
P92
No. 7
Junction Connector
4
W–B
LG
V
W
W
XL
PB

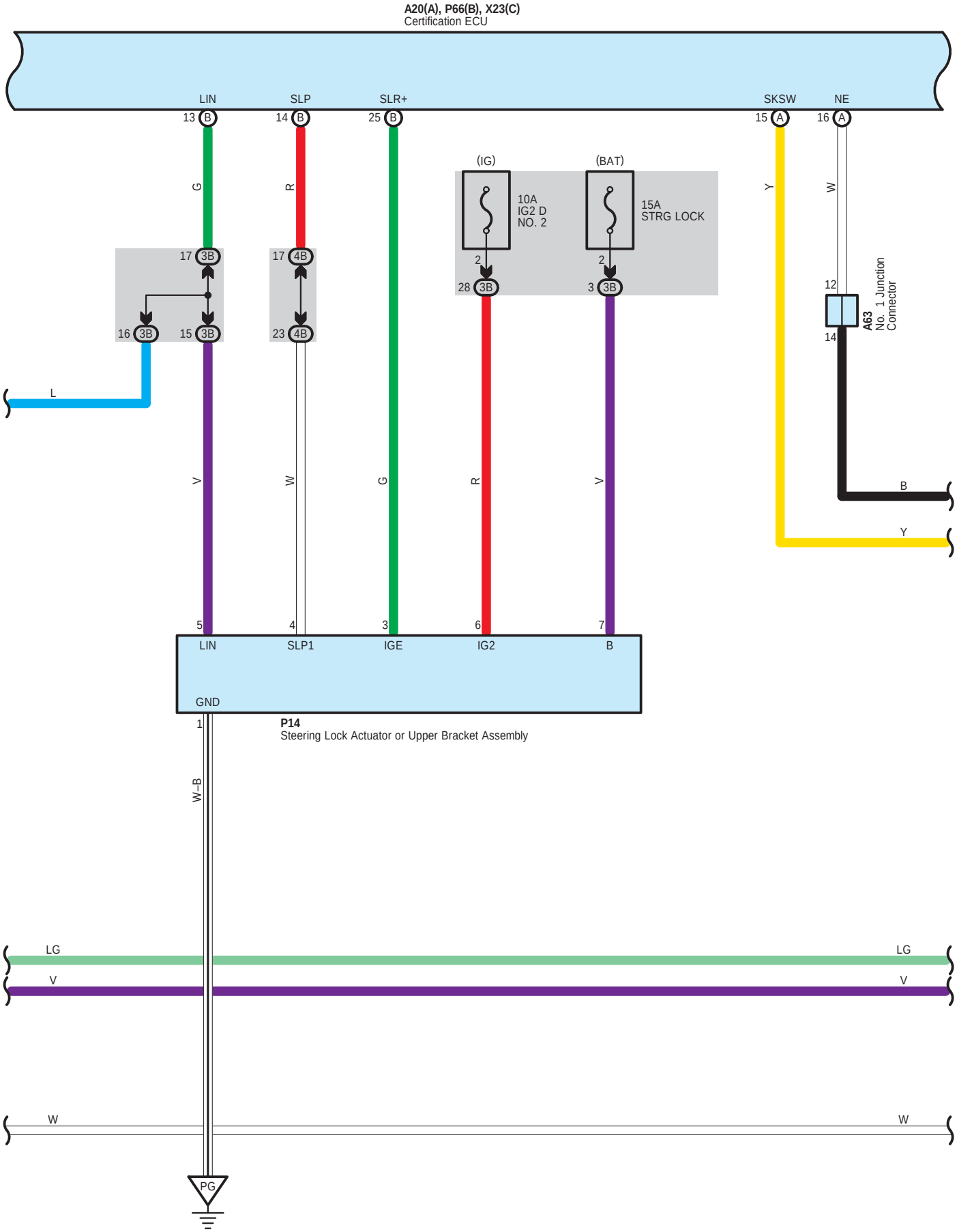
A20(A), P66(B), X23(C)
Certification ECU
LIN
SLP
SLR+
SKSW
NE
13 B
14 B
25 B
15 A
16 A
G
R
Y
W
(IG)
(BAT)
10A
IG2 D
NO. 2
15A
STRG LOCK
2
28 3B
2
3 3B
17 3B
16 3B
15 3B
17 4B
23 4B
12
14
A63
No. 1 Junction
Connector
L
V
W
G
R
V
B
Y
5
4
3
6
7
LIN
SLP1
IGE
IG2
B
GND
1
P14
Steering Lock Actuator or Upper Bracket Assembly
W–B
LG
V
W
PG

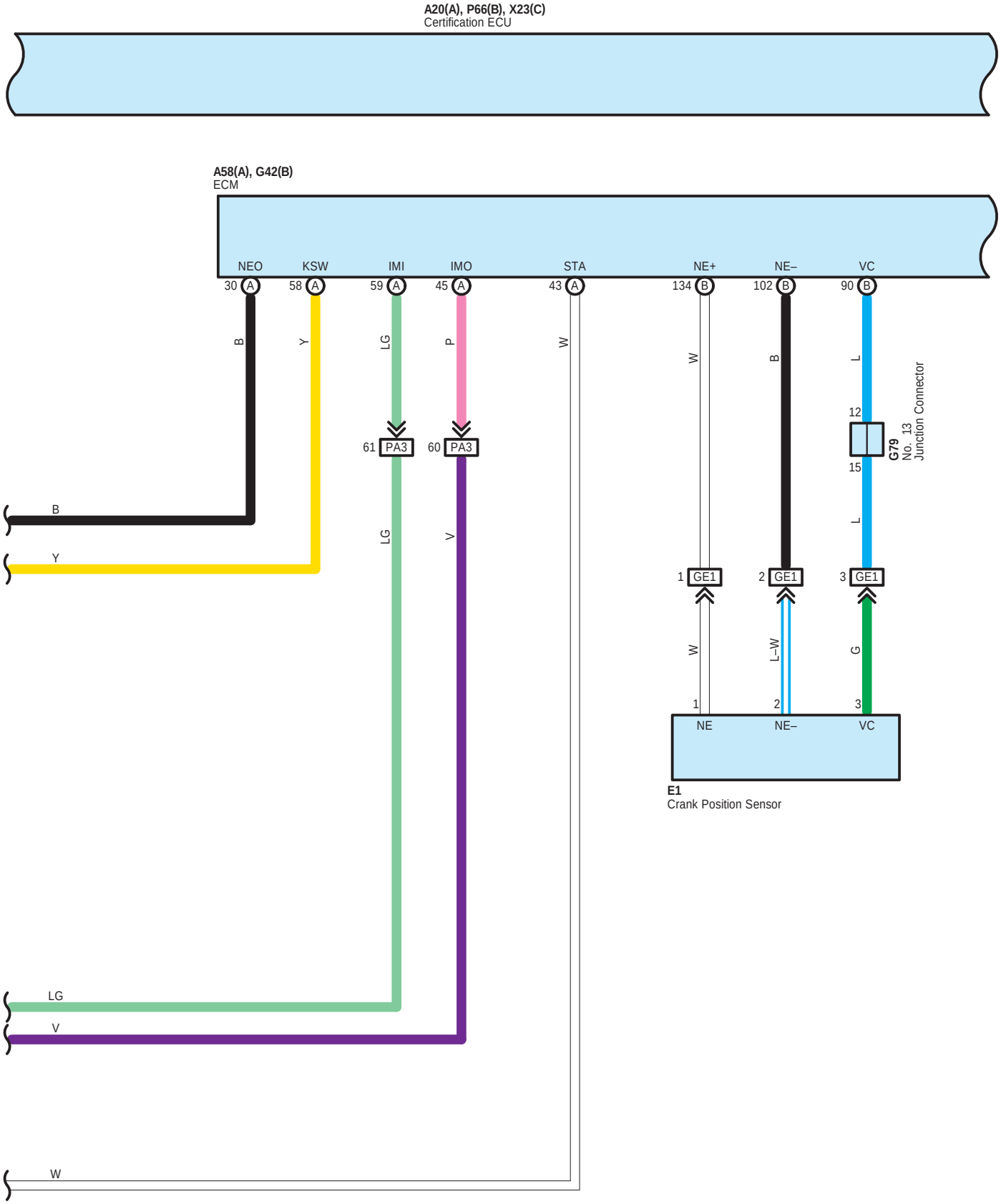
A20(A), P66(B), X23(C)
Certification ECU
A58(A), G42(B)
ECM
NEO
KSW
IMI
IMO
STA
NE+
NE–
VC
30 A
58 A
59 A
45 A
43 A
134 B
102 B
90 B
B
Y
LG
P
W
W
B
L
12
15
G79
No. 13
Junction Connector
L
61 PA3
60 PA3
B
Y
LG
V
1 GE1
2 GE1
3 GE1
W
L–W
G
1
2
3
NE
NE–
VC
E1
Crank Position Sensor
LG
V
W

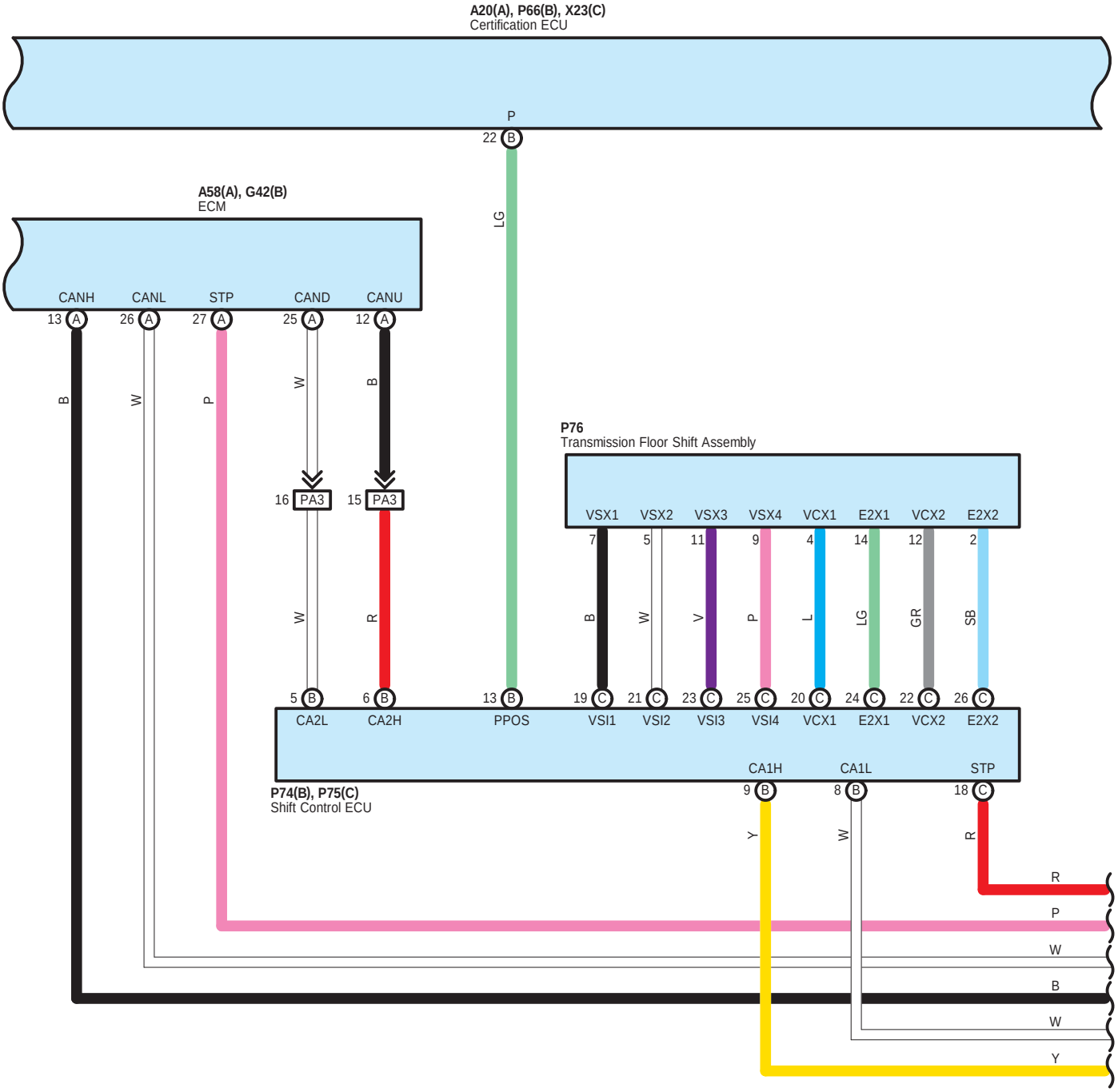
A20(A), P66(B), X23(C)
Certification ECU
P
22 B
LG
A58(A), G42(B)
ECM
CANH
CANL
STP
CAND
CANU
13 A
26 A
27 A
25 A
12 A
B
W
P
W
B
16 PA3
15 PA3
W
R
P76
Transmission Floor Shift Assembly
VSX1
VSX2
VSX3
VSX4
VCX1
E2X1
VCX2
E2X2
7
5
11
9
4
14
12
2
B
W
V
P
L
LG
GR
SB
5 B
6 B
13 B
19 C
21 C
23 C
25 C
20 C
24 C
22 C
26 C
CA2L
CA2H
PPOS
VSI1
VSI2
VSI3
VSI4
VCX1
E2X1
VCX2
E2X2
CA1H
CA1L
STP
P74(B), P75(C)
Shift Control ECU
9 B
8 B
18 C
Y
W
R
R
P
W
B
W
Y

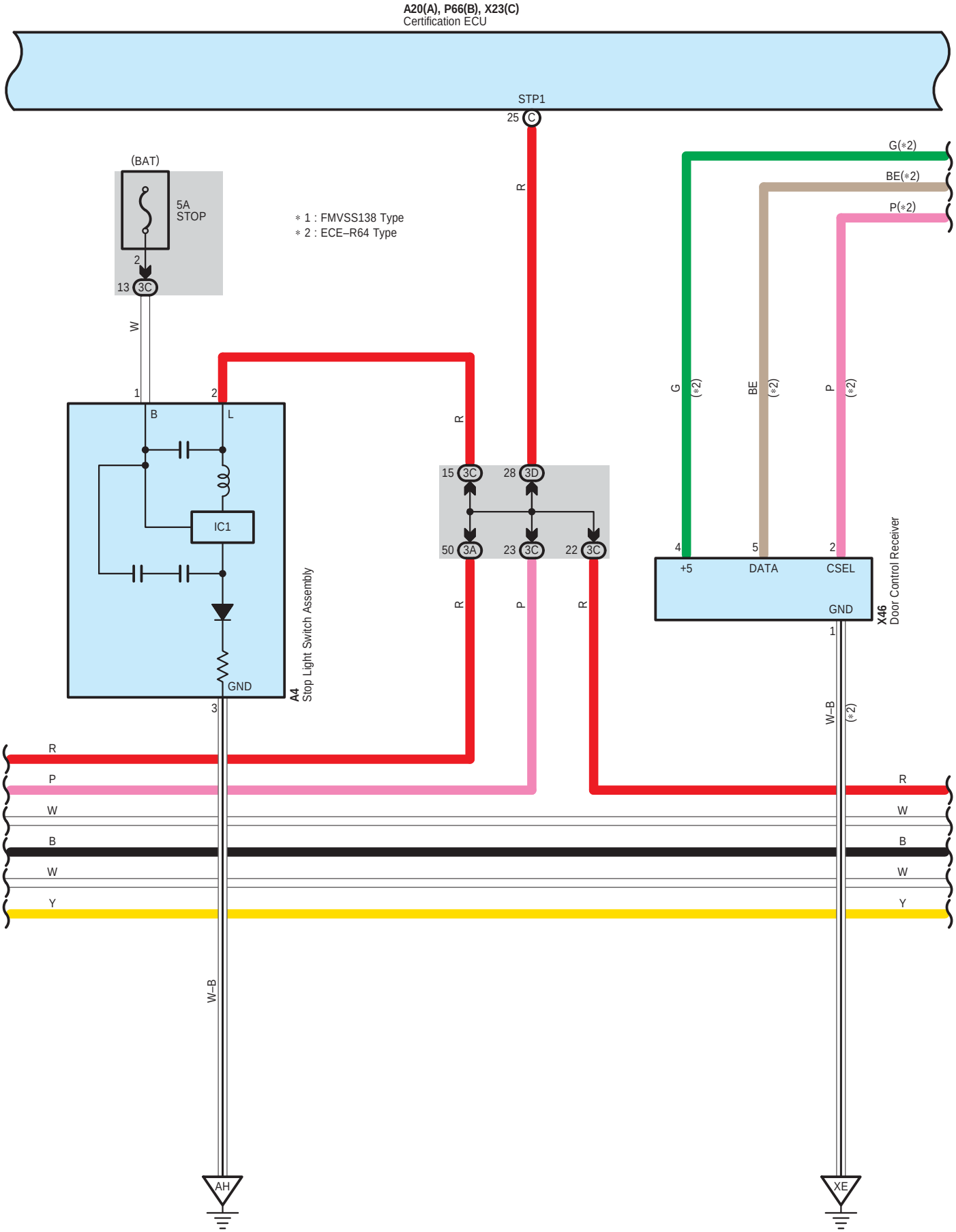
A20(A), P66(B), X23(C)
Certification ECU
STP1
25 C
R
(BAT)
5A
STOP
2
13 3C
W
＊1 : FMVSS138 Type
＊2 : ECE–R64 Type
G(＊2)
BE(＊2)
P(＊2)
G (＊2)
BE (＊2)
P (＊2)
1
2
B
L
IC1
GND
3
A4
Stop Light Switch Assembly
R
15 3C
28 3D
50 3A
23 3C
22 3C
R
P
R
4
5
2
+5
DATA
CSEL
GND
1
X46
Door Control Receiver
W–B (＊2)
R
P
W
B
W
Y
R
W
B
W
Y
W–B
AH
XE

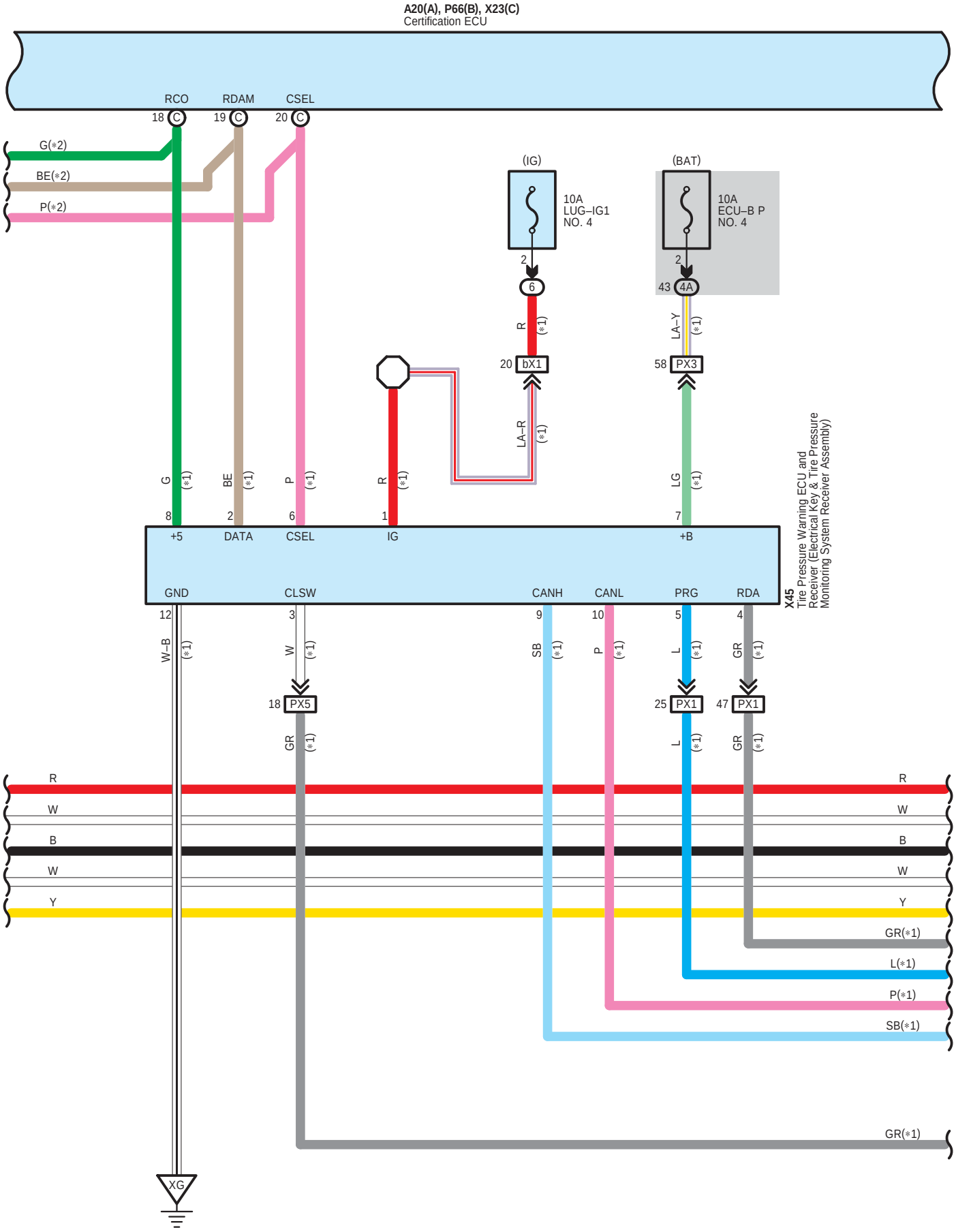
A20(A), P66(B), X23(C)
Certification ECU
RCO
RDAM
CSEL
18 C
19 C
20 C
G(*2)
BE(*2)
P(*2)
(IG)
10A
LUG–IG1
NO. 4
(BAT)
10A
ECU–B P
NO. 4
2
6
43 4A
R
(*1)
LA–Y
20 bX1
58 PX3
LA–R
G
BE
P
R
LG
8
2
6
1
7
+5
DATA
CSEL
IG
+B
GND
CLSW
CANH
CANL
PRG
RDA
X45
Tire Pressure Warning ECU and
Receiver (Electrical Key & Tire Pressure
Monitoring System Receiver Assembly)
12
3
9
10
5
4
W–B
W
SB
P
L
GR
18 PX5
25 PX1
47 PX1
R
W
B
W
Y
GR(*1)
L(*1)
P(*1)
SB(*1)
XG

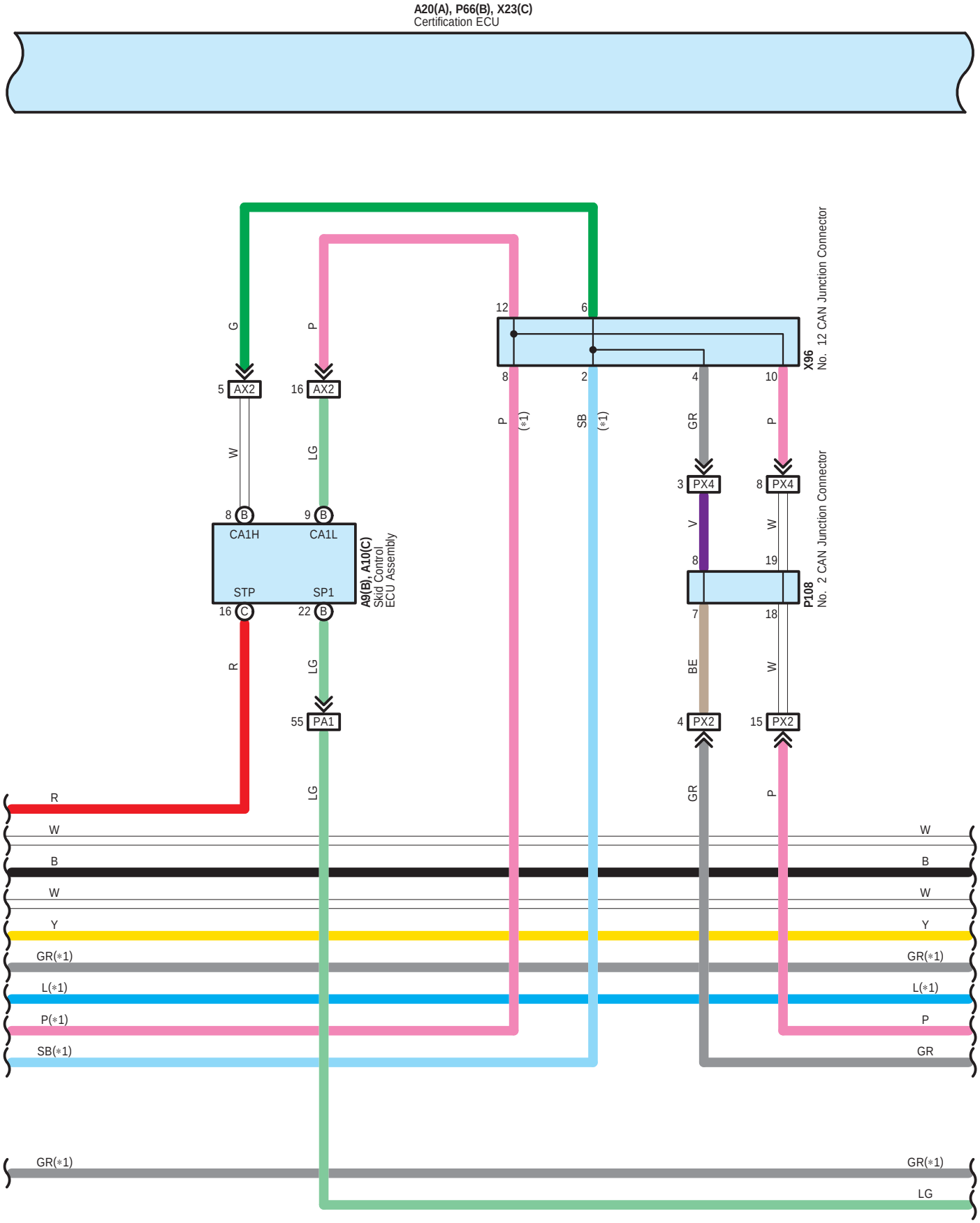
A20(A), P66(B), X23(C)
Certification ECU
G
P
5 AX2
16 AX2
W
LG
8 B
9 B
CA1H
CA1L
STP
SP1
16 C
22 B
A9(B), A10(C)
Skid Control
ECU Assembly
R
LG
55 PA1
12
6
8
2
4
10
X96
No. 12 CAN Junction Connector
P
(*1)
SB
(*1)
GR
P
3 PX4
8 PX4
V
W
8
19
P108
No. 2 CAN Junction Connector
7
18
BE
W
4 PX2
15 PX2
GR
P
R
W
B
W
Y
GR(*1)
L(*1)
P(*1)
SB(*1)
W
B
W
Y
GR(*1)
L(*1)
P
GR
GR(*1)
GR(*1)
LG

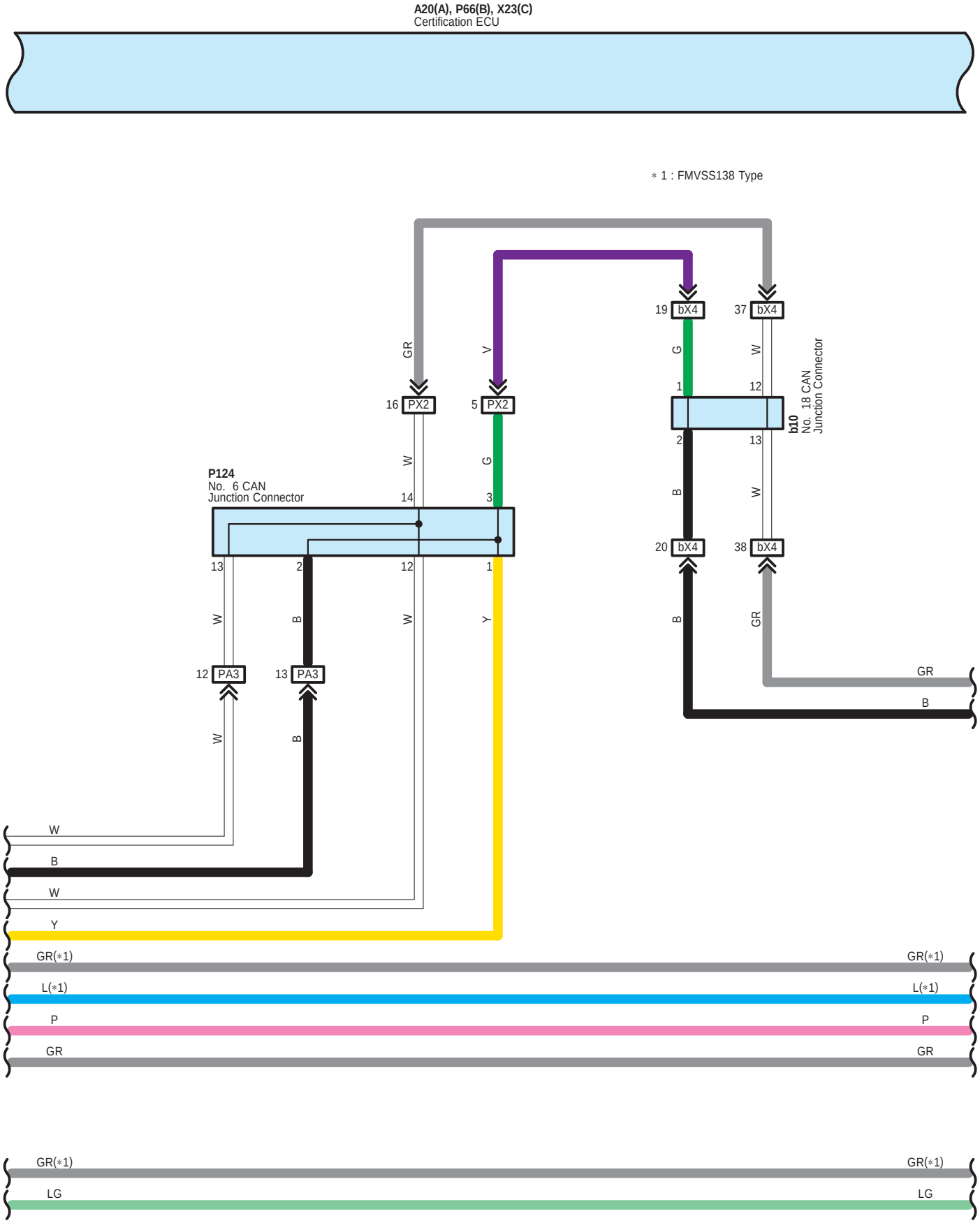
A20(A), P66(B), X23(C)
Certification ECU
∗1 : FMVSS138 Type
P124
No. 6 CAN
Junction Connector
b10
No. 18 CAN
Junction Connector
16 PX2
5 PX2
19 bX4
37 bX4
20 bX4
38 bX4
12 PA3
13 PA3
GR
V
W
G
B
Y
GR(∗1)
L(∗1)
P
LG

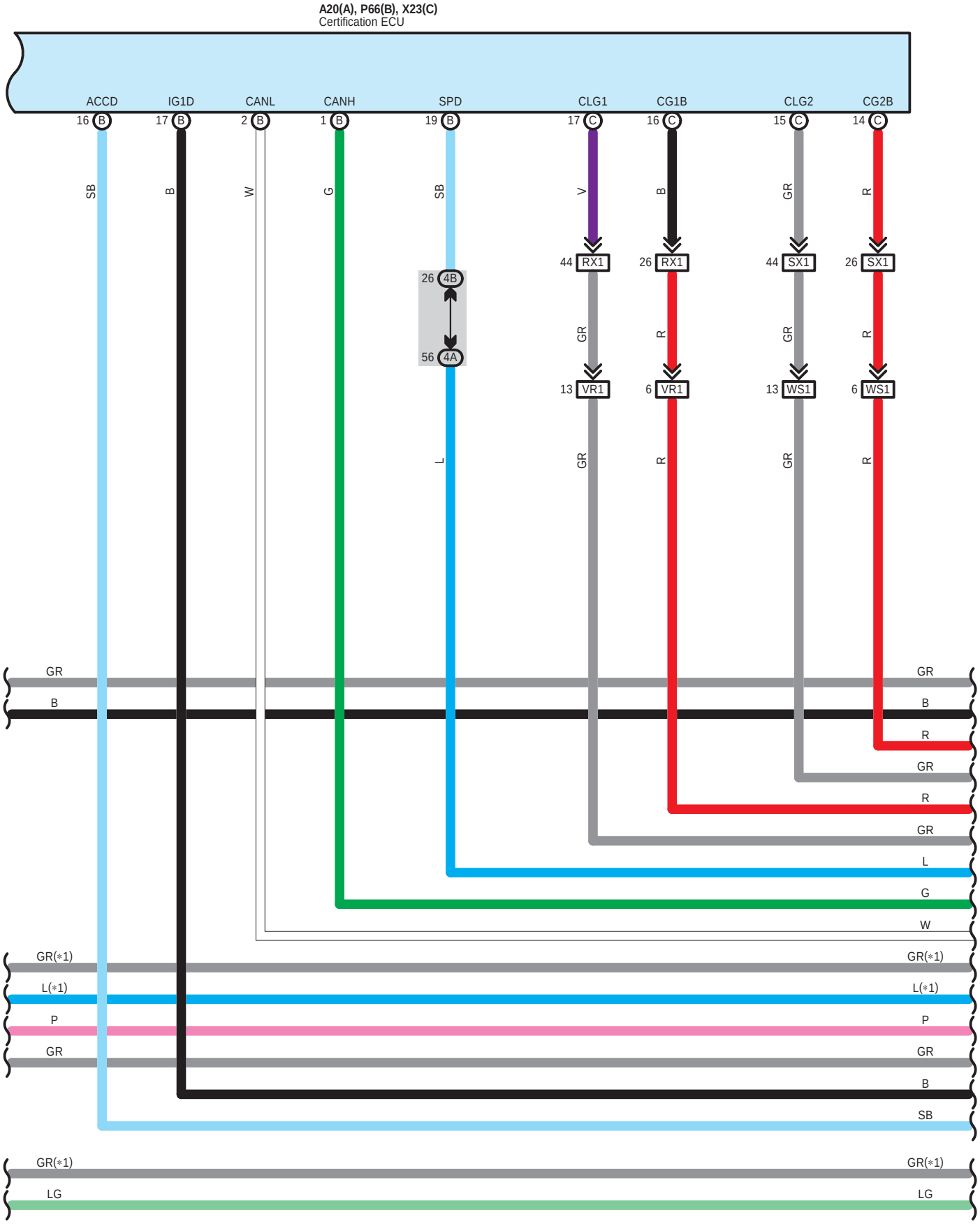
A20(A), P66(B), X23(C)
Certification ECU
ACCD
IG1D
CANL
CANH
SPD
CLG1
CG1B
CLG2
CG2B
16 B
17 B
2 B
1 B
19 B
17 C
16 C
15 C
14 C
SB
B
W
G
SB
V
B
GR
R
44 RX1
26 RX1
44 SX1
26 SX1
26 4B
56 4A
GR
R
GR
R
13 VR1
6 VR1
13 WS1
6 WS1
L
GR
R
GR
R
GR
B
R
GR
R
GR
L
G
W
GR(*1)
L(*1)
P
GR
B
SB
GR(*1)
LG

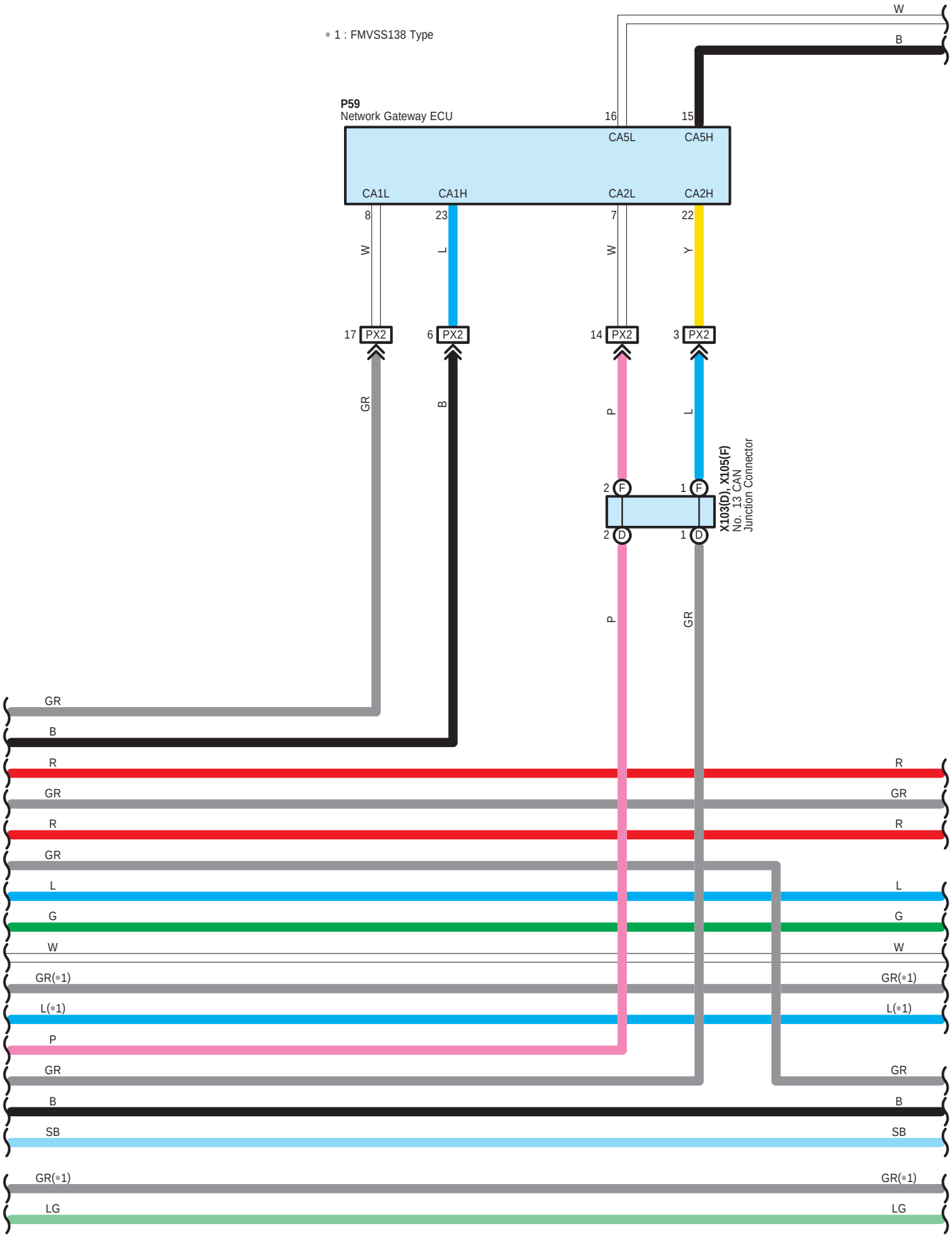
∗ 1 : FMVSS138 Type
P59
Network Gateway ECU
16
15
CA5L
CA5H
CA1L
CA1H
CA2L
CA2H
8
23
7
22
W
L
W
Y
17 PX2
6 PX2
14 PX2
3 PX2
GR
B
P
L
2 F
1 F
2 D
1 D
X103(D), X105(F)
No. 13 CAN
Junction Connector
P
GR
W
B
GR
B
R
GR
R
GR
L
G
W
GR(∗1)
L(∗1)
P
GR
B
SB
GR(∗1)
LG
R
GR
R
L
G
W
GR(∗1)
L(∗1)
GR
B
SB
GR(∗1)
LG

∗ 1 : FMVSS138 Type

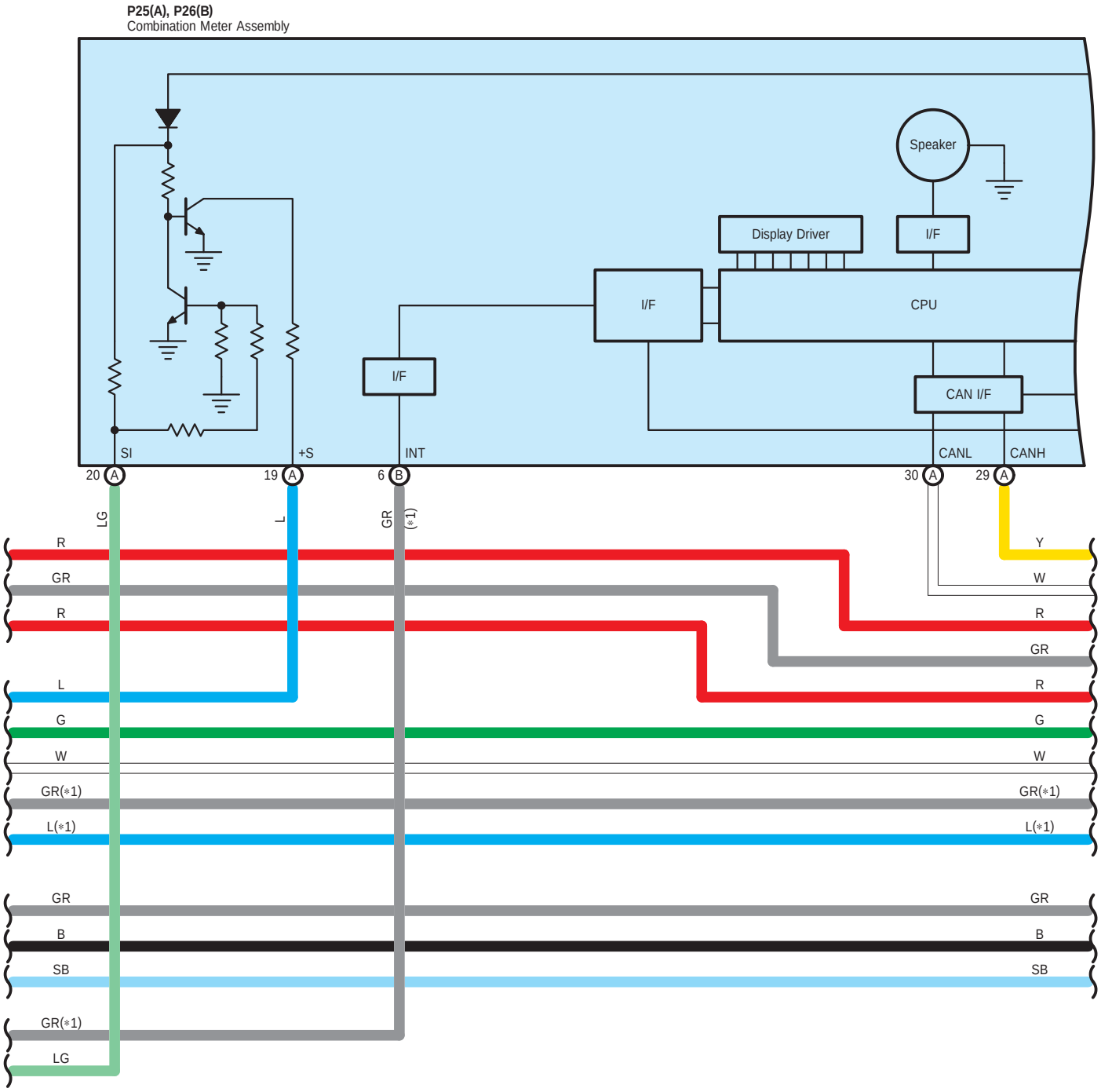

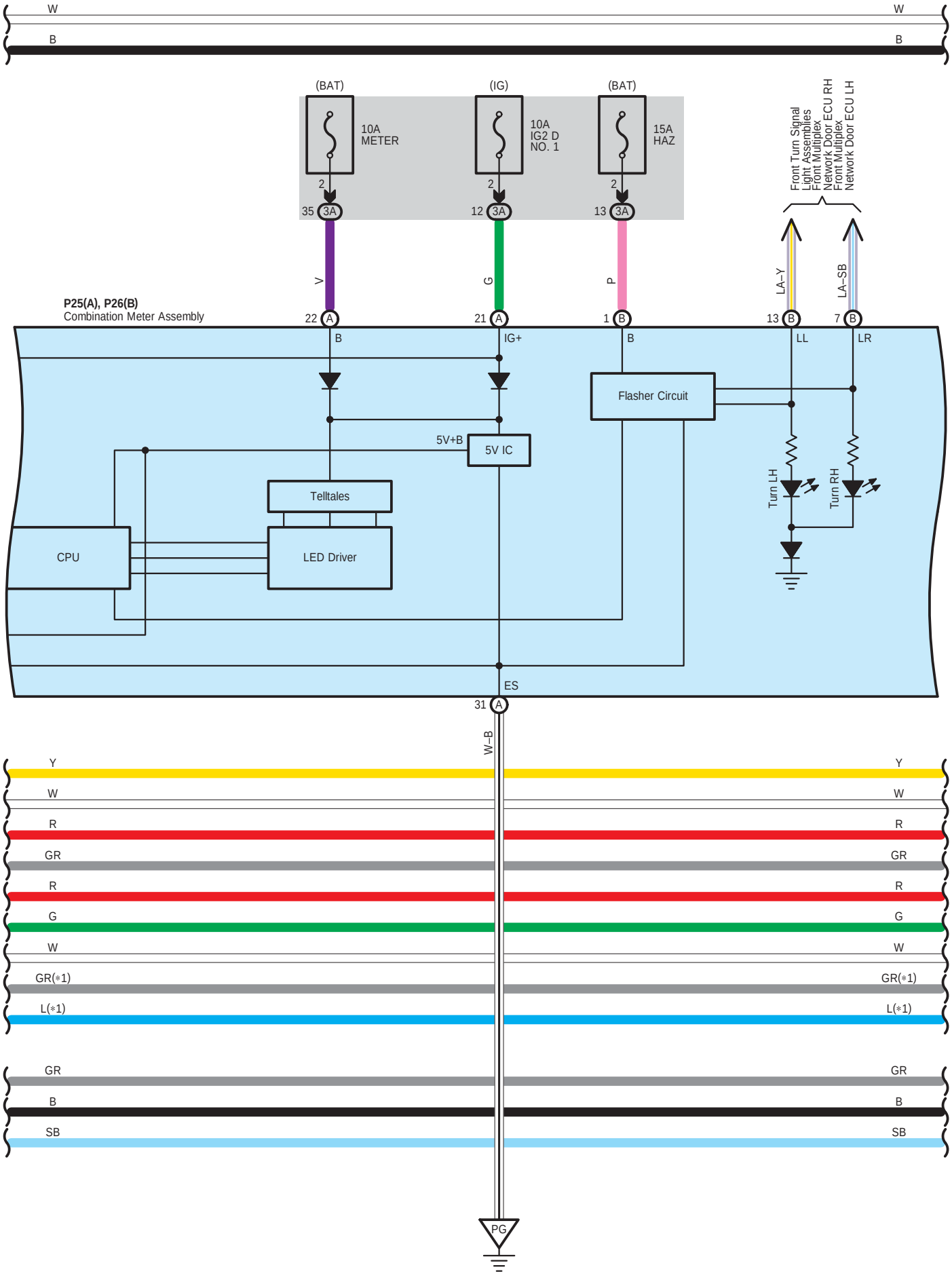
W
B
(BAT)
(IG)
(BAT)
10A
METER
10A
IG2 D
NO. 1
15A
HAZ
2
35 3A
12 3A
13 3A
V
G
P
Front Turn Signal Light Assemblies
Front Multiplex Network Door ECU RH
Front Multiplex Network Door ECU LH
LA-Y
LA-SB
P25(A), P26(B)
Combination Meter Assembly
22 A
21 A
1 B
13 B
7 B
B
IG+
B
LL
LR
Flasher Circuit
5V+B
5V IC
Telltales
CPU
LED Driver
Turn LH
Turn RH
ES
31 A
W-B
Y
W
R
GR
R
G
W
GR(*1)
L(*1)
GR
B
SB
PG

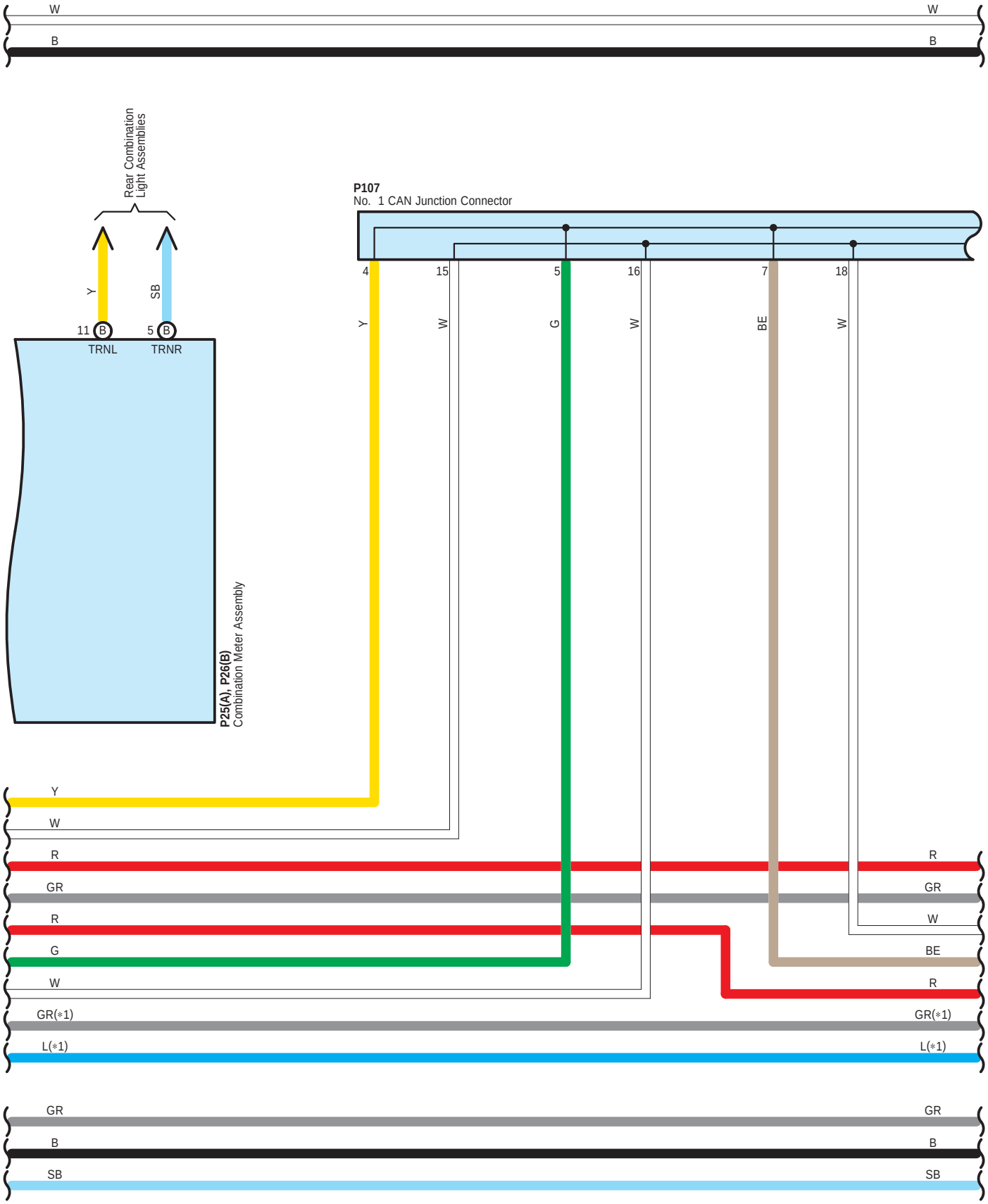
W
B
Rear Combination Light Assemblies
Y
SB
11 B
5 B
TRNL
TRNR
P25(A), P26(B)
Combination Meter Assembly
P107
No. 1 CAN Junction Connector
4
15
5
16
7
18
Y
W
G
W
BE
W
Y
W
R
GR
R
G
W
GR(*1)
L(*1)
R
GR
W
BE
R
GR(*1)
L(*1)
GR
B
SB
GR
B
SB

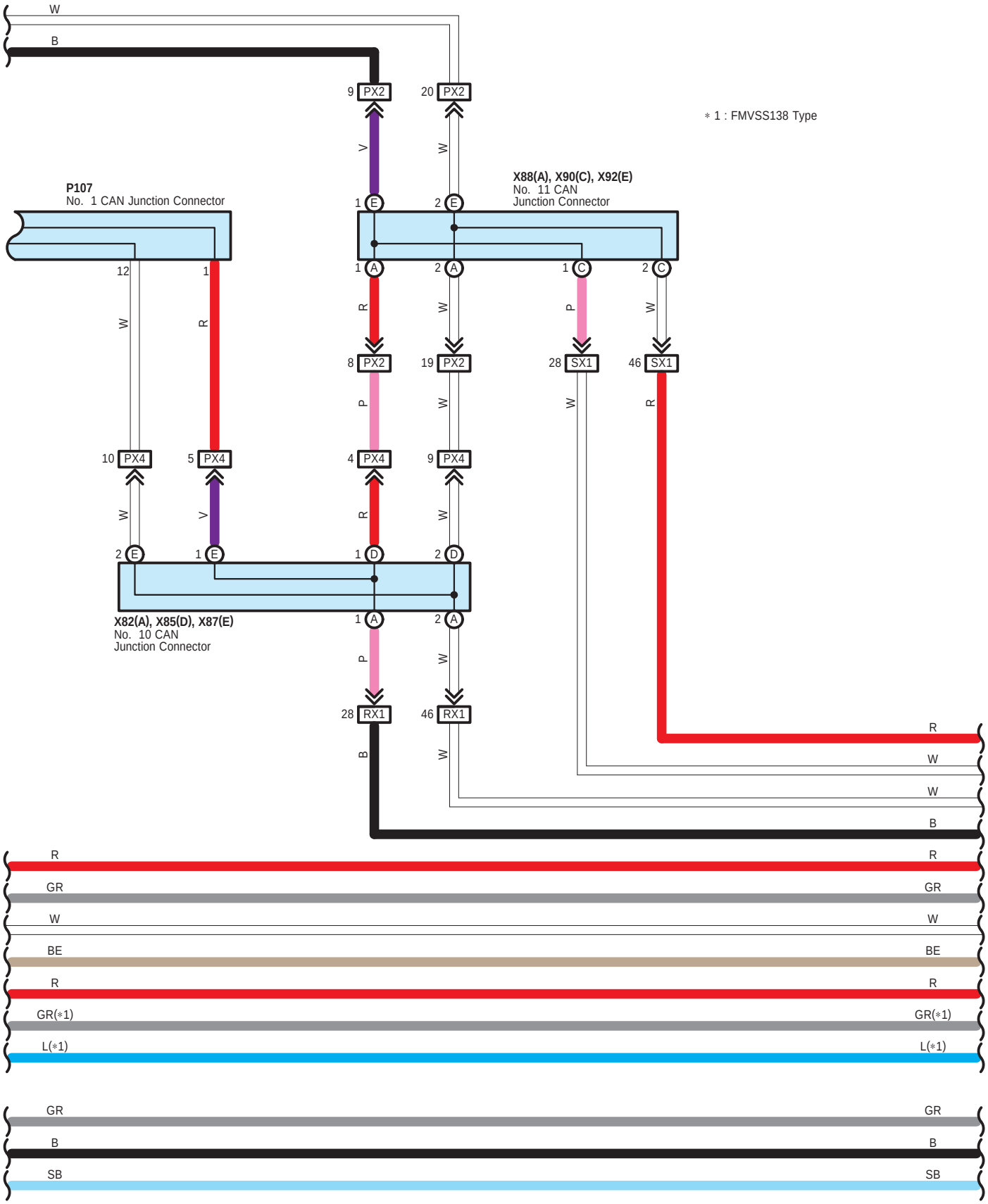
W
B
9 PX2
20 PX2
∗ 1 : FMVSS138 Type
V
W
P107
No. 1 CAN Junction Connector
X88(A), X90(C), X92(E)
No. 11 CAN
Junction Connector
1 E
2 E
12
1
1 A
2 A
1 C
2 C
R
W
P
W
8 PX2
19 PX2
28 SX1
46 SX1
10 PX4
5 PX4
4 PX4
9 PX4
2 E
1 E
1 D
2 D
X82(A), X85(D), X87(E)
No. 10 CAN
Junction Connector
1 A
2 A
28 RX1
46 RX1
B
R
GR
BE
GR(∗1)
L(∗1)
SB

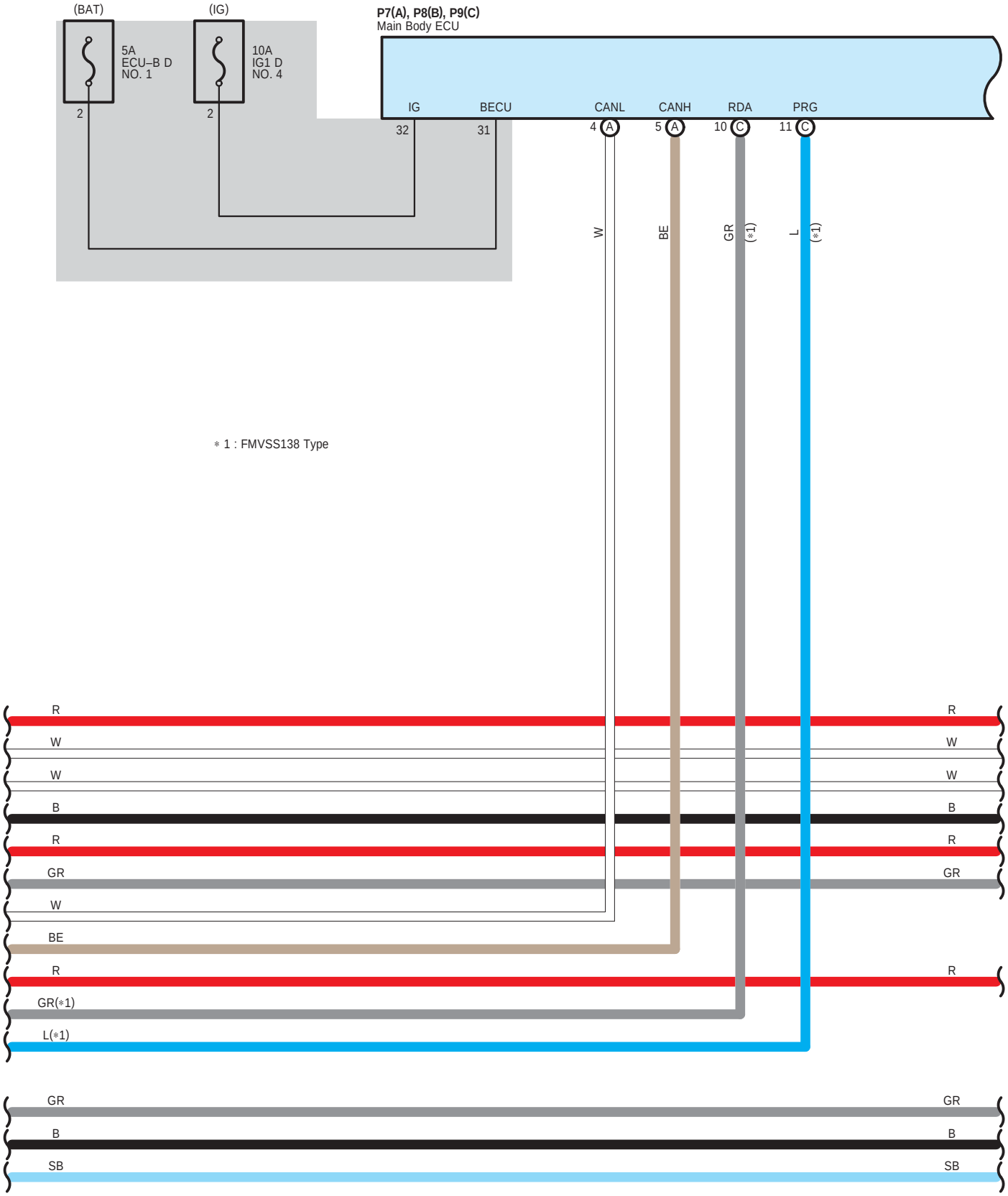
(BAT)
(IG)
5A
ECU–B D
NO. 1
10A
IG1 D
NO. 4
2
2
P7(A), P8(B), P9(C)
Main Body ECU
IG
BECU
CANL
CANH
RDA
PRG
32
31
4 A
5 A
10 C
11 C
W
BE
GR
(*1)
L
(*1)
* 1 : FMVSS138 Type
R
W
W
B
R
GR
W
BE
R
GR(*1)
L(*1)
R
W
W
B
R
GR
R
GR
B
SB
GR
B
SB

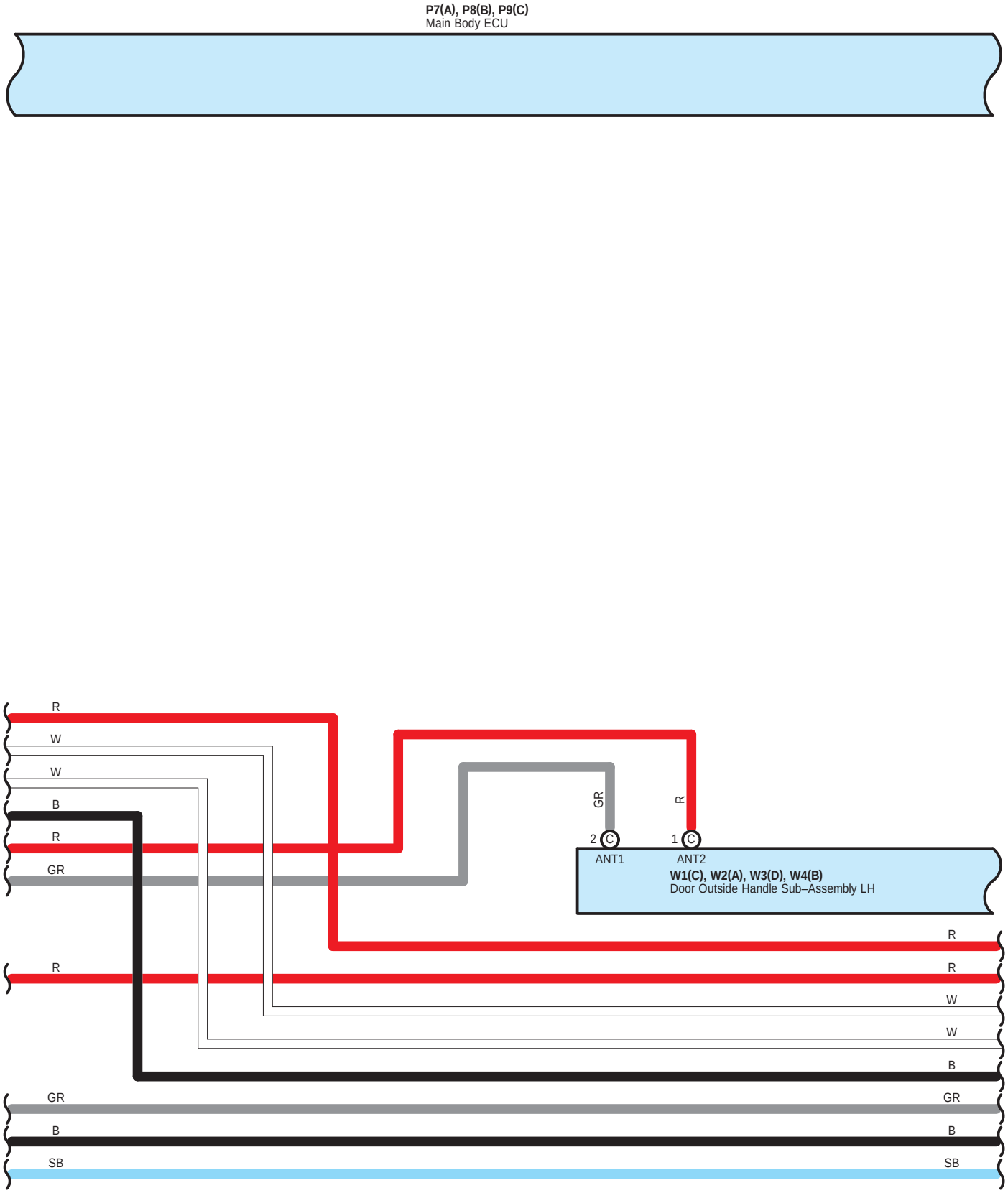
P7(A), P8(B), P9(C)
Main Body ECU
R
W
W
B
R
GR
R
GR
R
2
C
ANT1
1
C
ANT2
W1(C), W2(A), W3(D), W4(B)
Door Outside Handle Sub–Assembly LH
R
R
R
W
W
B
GR
GR
B
B
SB
SB

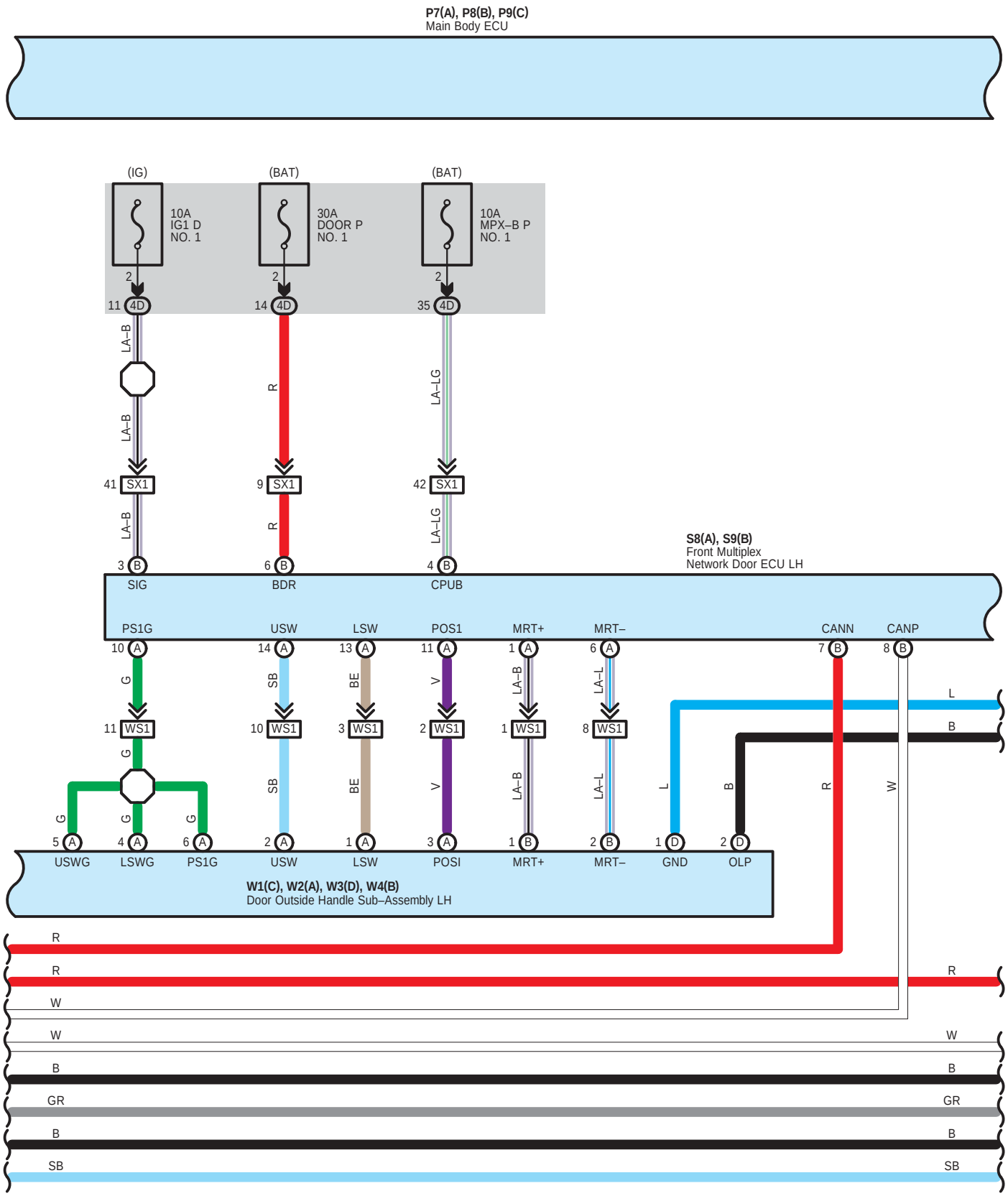
P7(A), P8(B), P9(C)
Main Body ECU
(IG)
(BAT)
(BAT)
10A
IG1 D
NO. 1
30A
DOOR P
NO. 1
10A
MPX–B P
NO. 1
2
11 4D
14 4D
35 4D
LA–B
R
LA–LG
41 SX1
9 SX1
42 SX1
3 B
6 B
4 B
SIG
BDR
CPUB
S8(A), S9(B)
Front Multiplex
Network Door ECU LH
PS1G
USW
LSW
POS1
MRT+
MRT–
CANN
CANP
10 A
14 A
13 A
11 A
1 A
6 A
7 B
8 B
G
SB
BE
V
LA–B
LA–L
L
B
R
W
11 WS1
10 WS1
3 WS1
2 WS1
1 WS1
8 WS1
5 A
4 A
6 A
2 A
1 A
3 A
1 B
2 B
1 D
2 D
USWG
LSWG
PS1G
USW
LSW
POSI
MRT+
MRT–
GND
OLP
W1(C), W2(A), W3(D), W4(B)
Door Outside Handle Sub–Assembly LH
GR

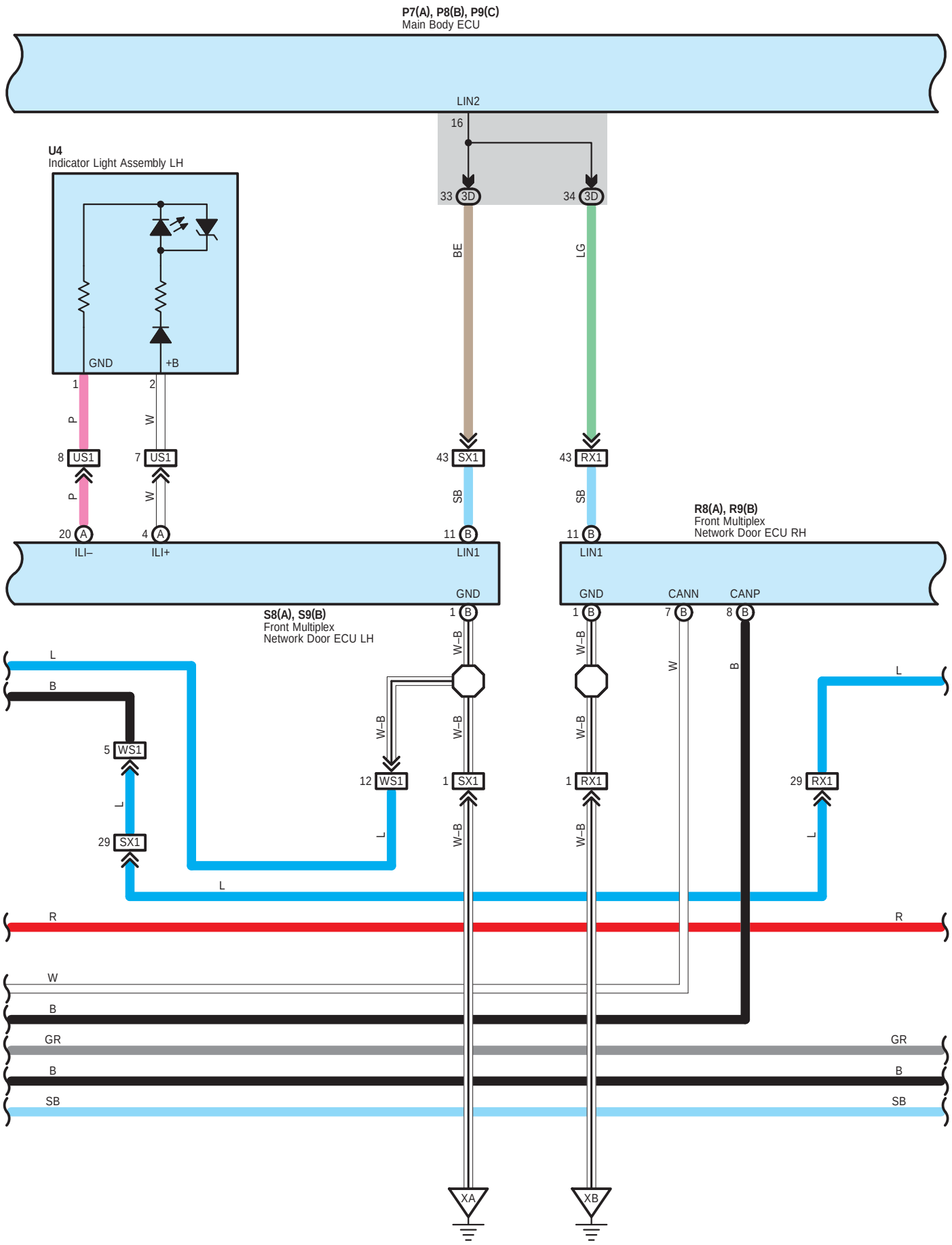
P7(A), P8(B), P9(C)
Main Body ECU
LIN2
16
33 3D
34 3D
U4
Indicator Light Assembly LH
GND
+B
1
2
P
W
8 US1
7 US1
BE
LG
43 SX1
43 RX1
SB
SB
20 A
4 A
ILI–
ILI+
11 B
LIN1
11 B
LIN1
R8(A), R9(B)
Front Multiplex
Network Door ECU RH
GND
GND
CANN
CANP
1 B
1 B
7 B
8 B
S8(A), S9(B)
Front Multiplex
Network Door ECU LH
W–B
W–B
W–B
W–B
W–B
W–B
W
B
L
B
5 WS1
12 WS1
1 SX1
1 RX1
29 RX1
L
L
L
L
L
29 SX1
R
R
W
B
GR
GR
B
B
SB
SB
XA
XB

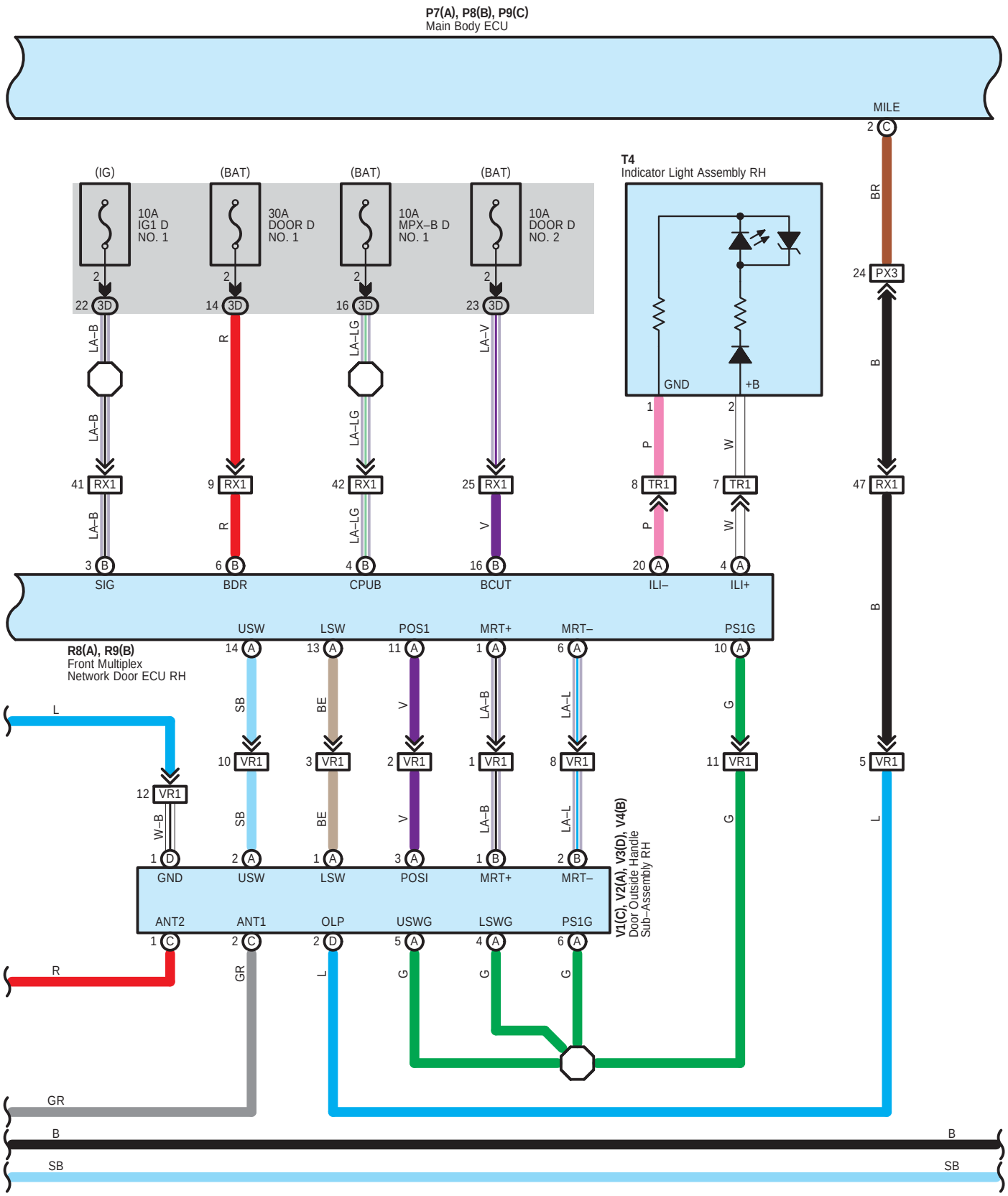

∗ 5 : w/ Wireless Door Lock Buzzer

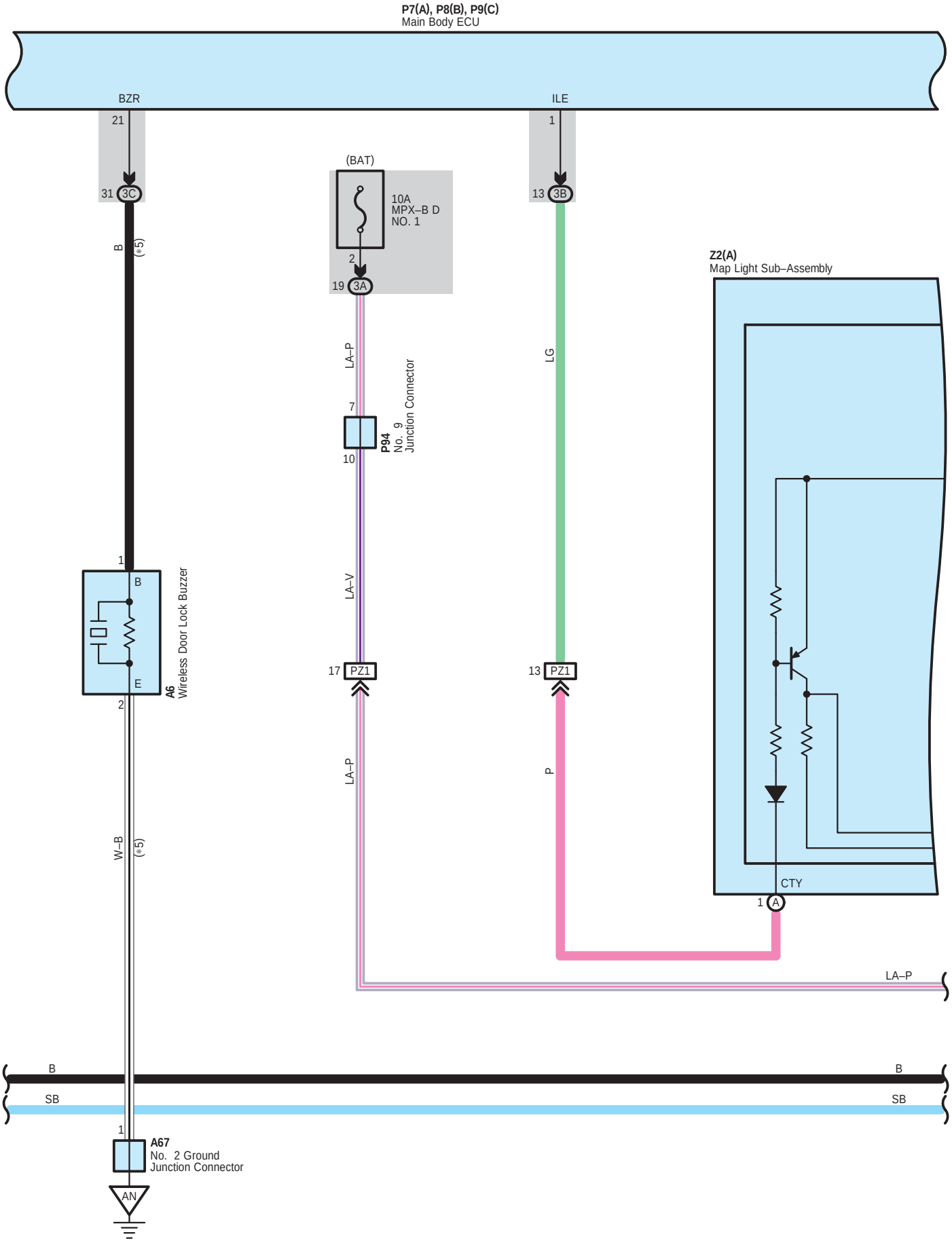
P7(A), P8(B), P9(C)
Main Body ECU
BZR
21
31 3C
B
(*5)
ILE
1
13 3B
(BAT)
10A
MPX–B D
NO. 1
2
19 3A
LA–P
7
P94
No. 9
Junction Connector
10
LA–V
17 PZ1
LA–P
LG
13 PZ1
P
Z2(A)
Map Light Sub–Assembly
CTY
1 A
1
B
E
2
A6
Wireless Door Lock Buzzer
W–B
(*5)
LA–P
B
SB
B
SB
1
A67
No. 2 Ground
Junction Connector
AN

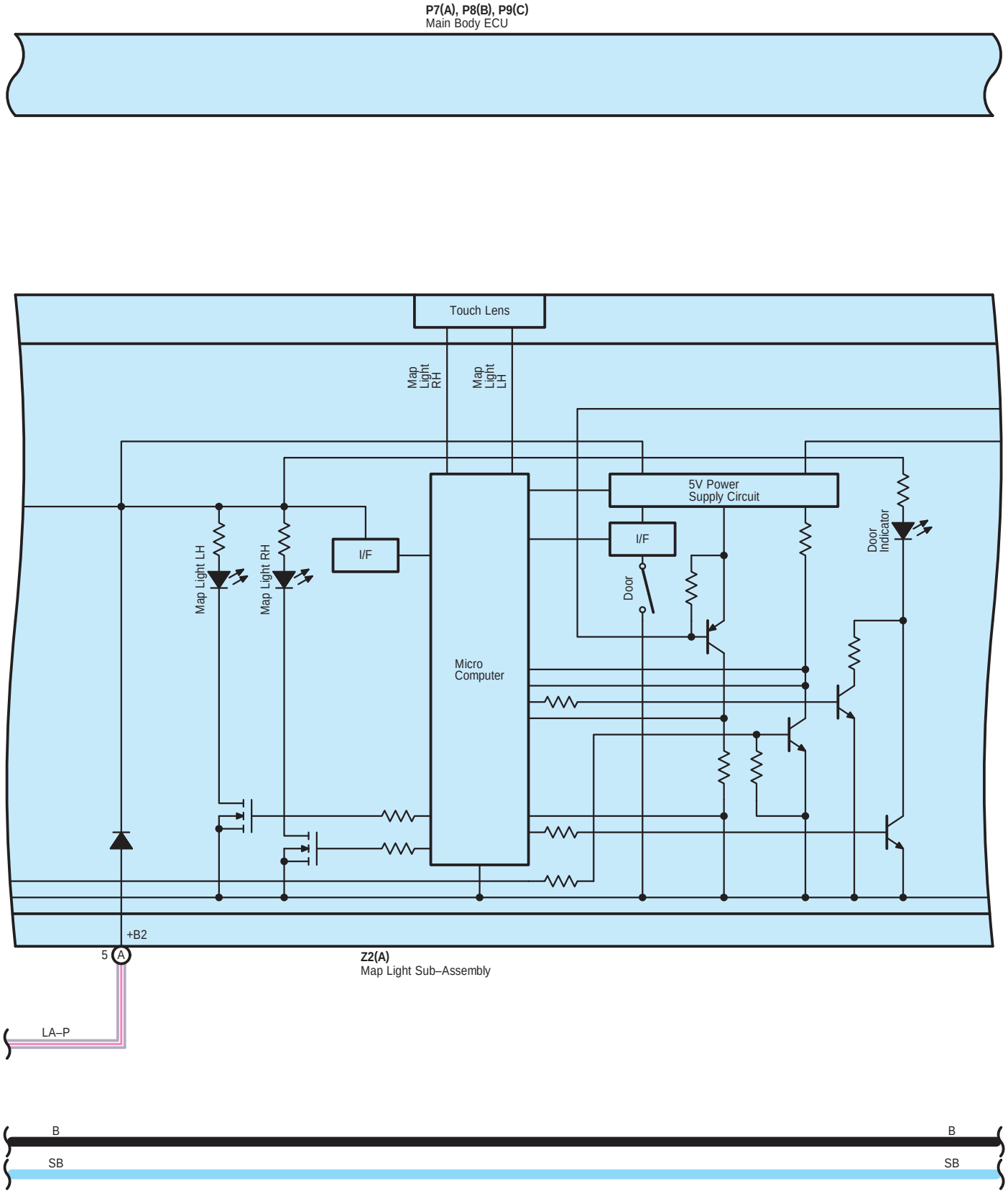
P7(A), P8(B), P9(C)
Main Body ECU
Touch Lens
Map Light RH
Map Light LH
5V Power Supply Circuit
I/F
I/F
Door
Door Indicator
Map Light LH
Map Light RH
Micro Computer
+B2
5
A
Z2(A)
Map Light Sub–Assembly
LA–P
B
B
SB
SB

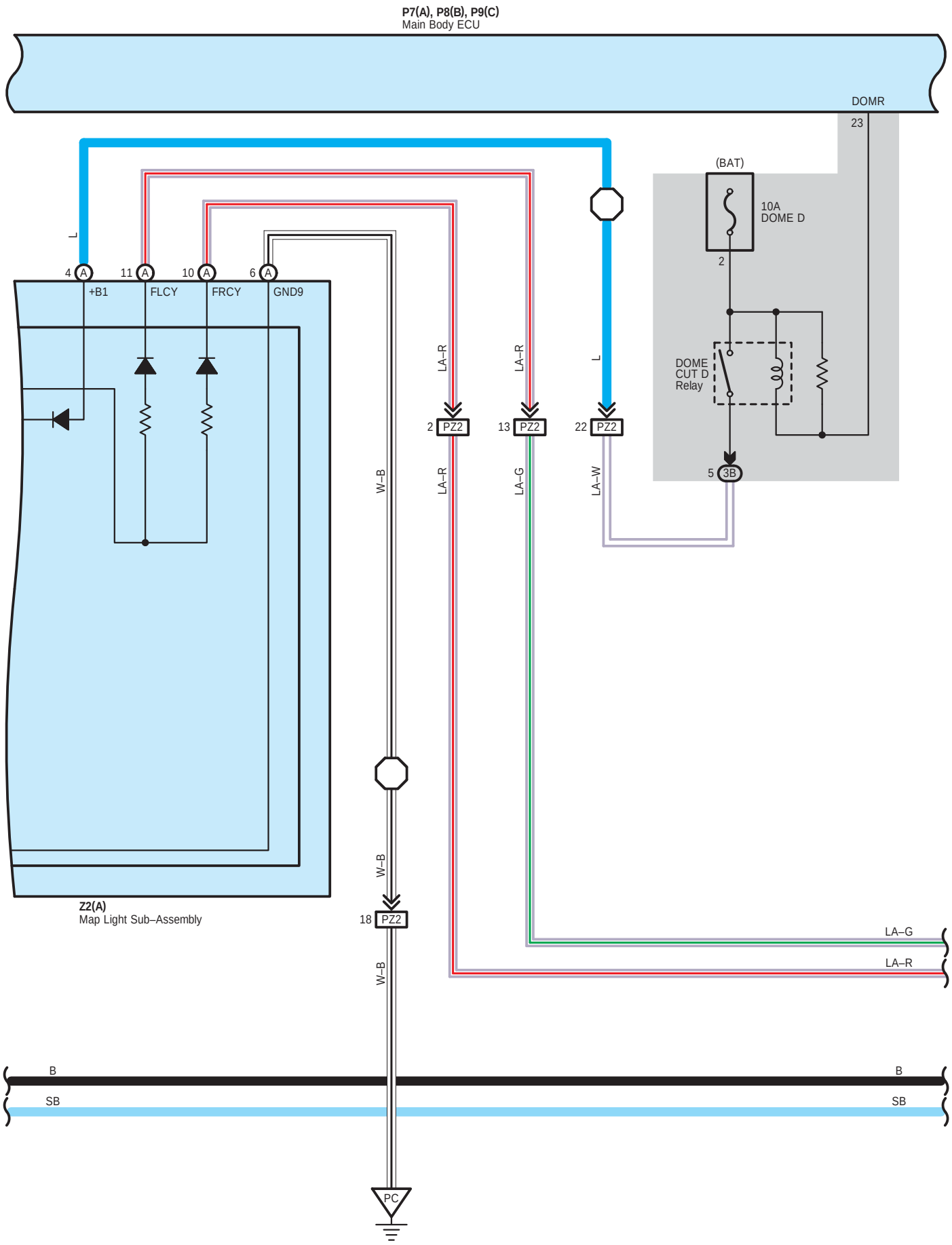
P7(A), P8(B), P9(C)
Main Body ECU
DOMR
23
(BAT)
10A
DOME D
2
DOME
CUT D
Relay
5
3B
L
4
A
+B1
11
A
FLCY
10
A
FRCY
6
A
GND9
LA–R
LA–R
L
2
PZ2
13
PZ2
22
PZ2
LA–R
LA–G
LA–W
W–B
W–B
W–B
18
PZ2
Z2(A)
Map Light Sub–Assembly
LA–G
LA–R
B
SB
B
SB
PC

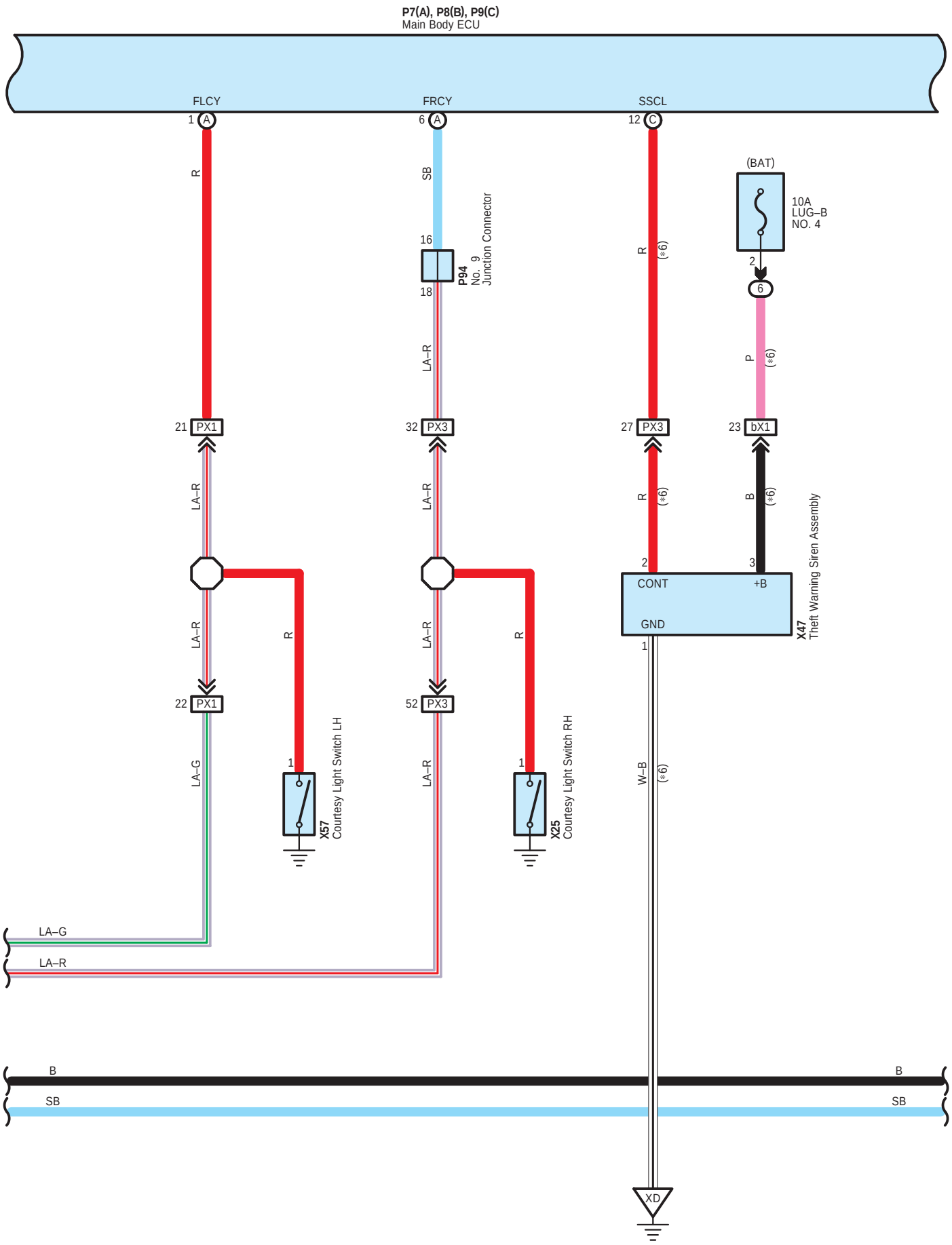
P7(A), P8(B), P9(C)
Main Body ECU
FLCY
FRCY
SSCL
1 A
6 A
12 C
R
SB
16
P94
No. 9
Junction Connector
18
LA–R
(BAT)
10A
LUG–B
NO. 4
2
6
P
(*6)
21 PX1
32 PX3
27 PX3
23 bX1
B
2
3
CONT
+B
GND
X47
Theft Warning Siren Assembly
1
22 PX1
52 PX3
LA–G
X57
Courtesy Light Switch LH
X25
Courtesy Light Switch RH
W–B
XD

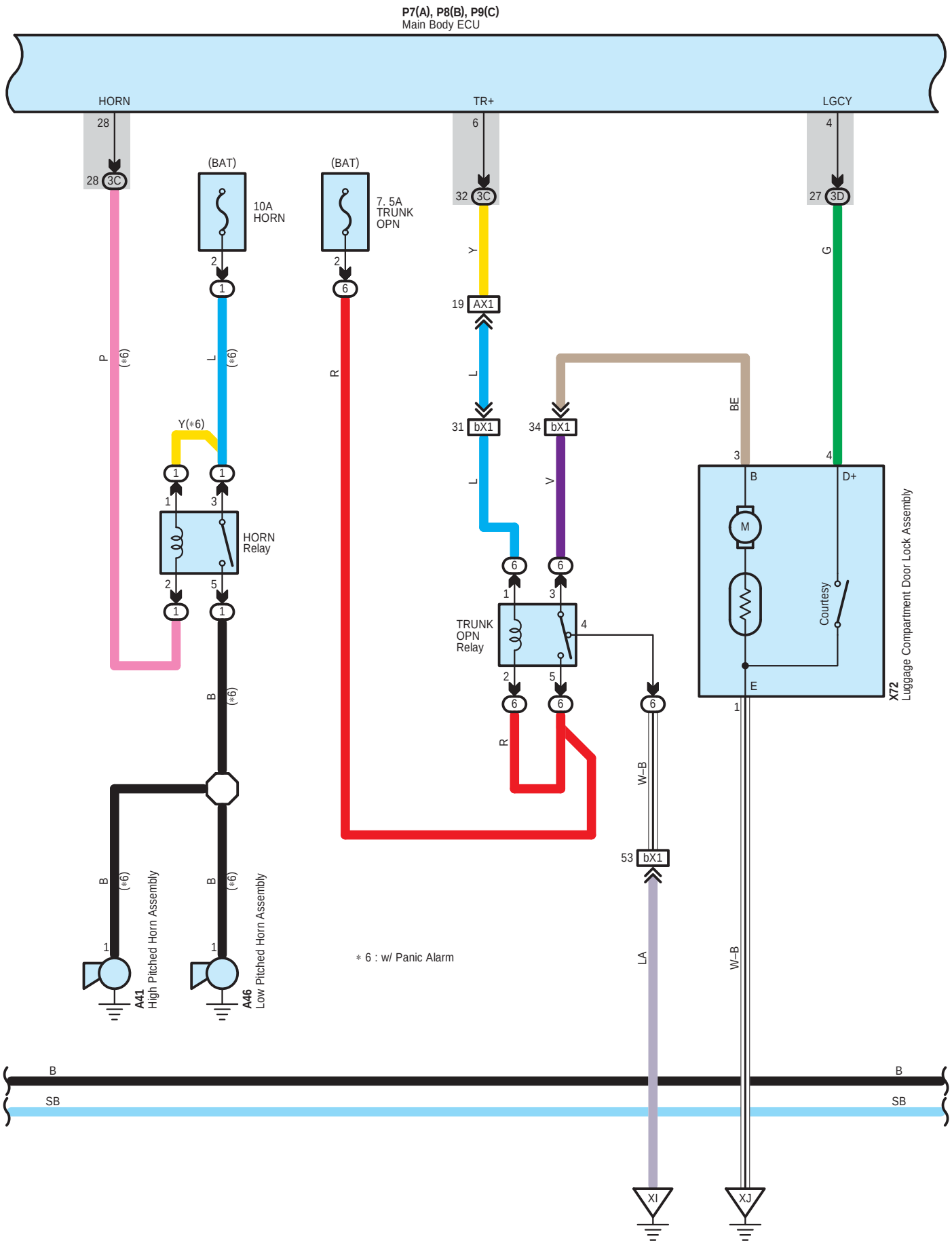
P7(A), P8(B), P9(C)
Main Body ECU
HORN
TR+
LGCY
28
6
4
28 3C
32 3C
27 3D
(BAT)
10A
HORN
(BAT)
7. 5A
TRUNK
OPN
P
(*6)
L
(*6)
R
Y
G
19 AX1
L
31 bX1
34 bX1
L
V
BE
Y(*6)
HORN
Relay
TRUNK
OPN
Relay
B
(*6)
R
W–B
53 bX1
LA
W–B
B
(*6)
B
(*6)
A41
High Pitched Horn Assembly
A46
Low Pitched Horn Assembly
* 6 : w/ Panic Alarm
B
D+
M
Courtesy
E
X72
Luggage Compartment Door Lock Assembly
B
SB
B
SB
XI
XJ

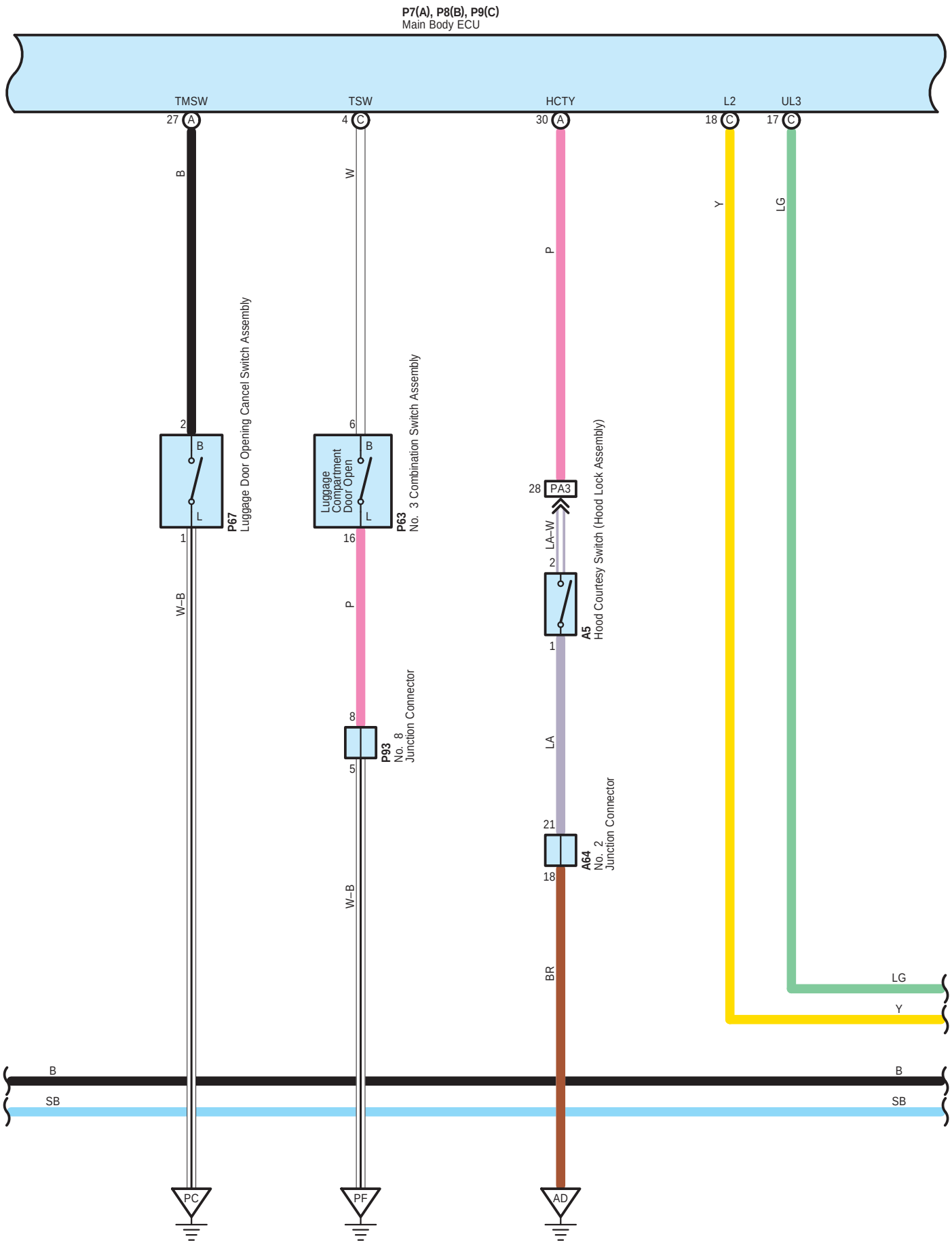
P7(A), P8(B), P9(C)
Main Body ECU
TMSW
TSW
HCTY
L2
UL3
27 A
4 C
30 A
18 C
17 C
B
W
P
Y
LG
2
B
L
1
P67
Luggage Door Opening Cancel Switch Assembly
6
Luggage Compartment Door Open
16
P63
No. 3 Combination Switch Assembly
28 PA3
LA–W
2
1
A5
Hood Courtesy Switch (Hood Lock Assembly)
W–B
8
5
P93
No. 8 Junction Connector
LA
21
18
A64
No. 2 Junction Connector
BR
SB
PC
PF
AD

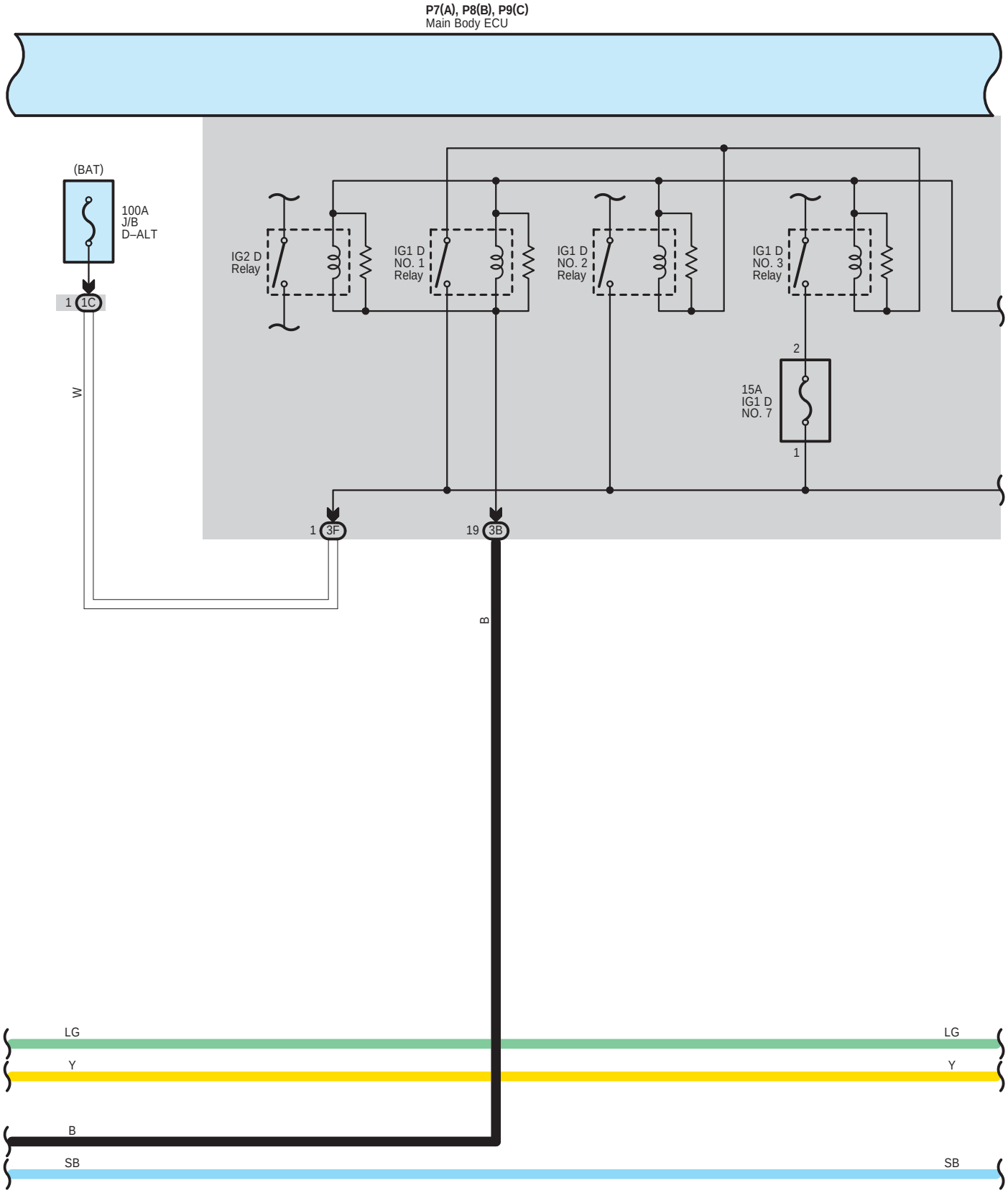
P7(A), P8(B), P9(C)
Main Body ECU
(BAT)
100A
J/B
D–ALT
1 1C
W
IG2 D
Relay
IG1 D
NO. 1
Relay
IG1 D
NO. 2
Relay
IG1 D
NO. 3
Relay
2
15A
IG1 D
NO. 7
1
1 3F
19 3B
B
LG
LG
Y
Y
B
SB
SB

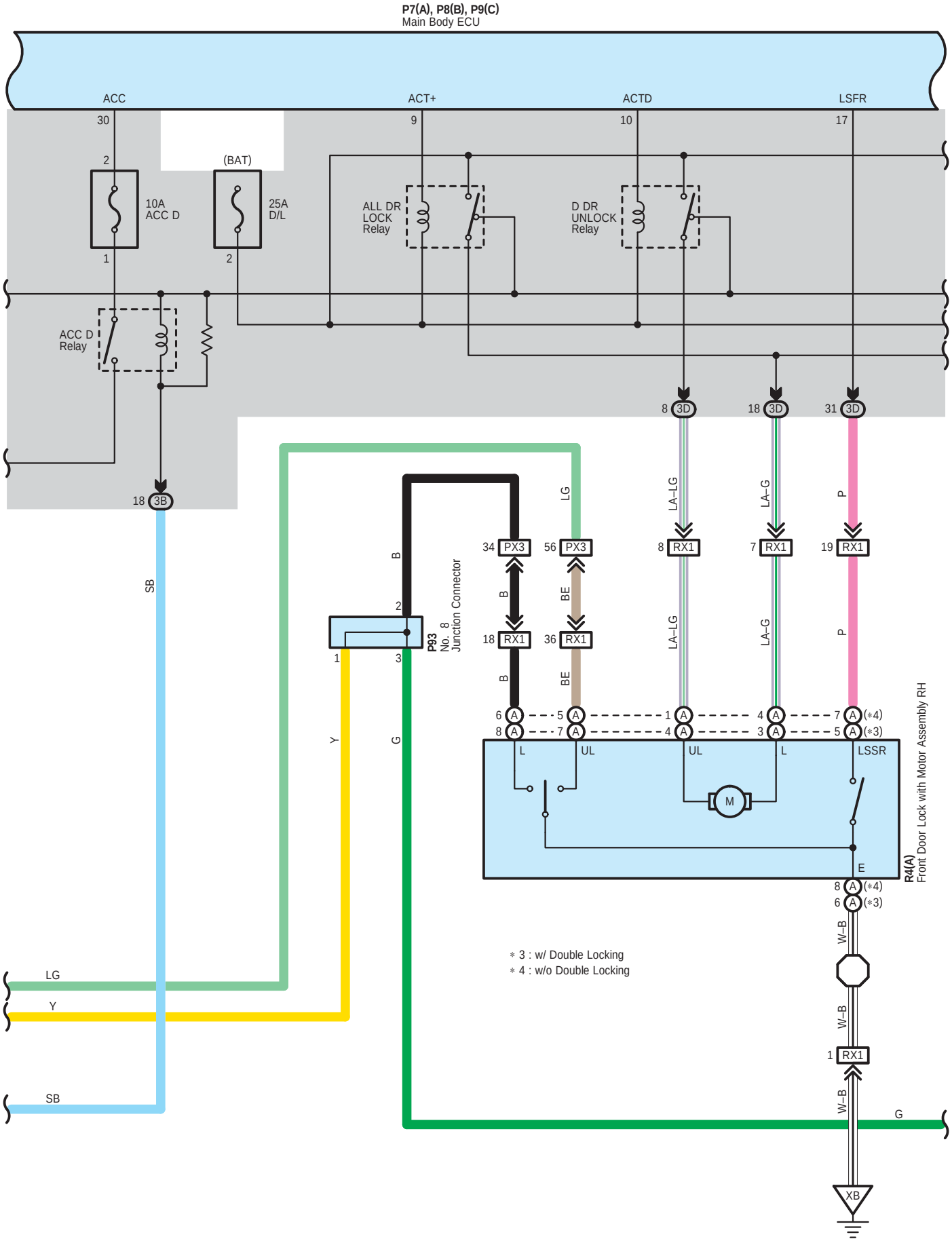
P7(A), P8(B), P9(C)
Main Body ECU
ACC
ACT+
ACTD
LSFR
30
9
10
17
2
(BAT)
10A
ACC D
25A
D/L
1
2
ALL DR
LOCK
Relay
D DR
UNLOCK
Relay
ACC D
Relay
8 3D
18 3D
31 3D
18 3B
SB
LG
LA–LG
LA–G
P
34 PX3
56 PX3
8 RX1
7 RX1
19 RX1
B
BE
2
1
3
P93
No. 8
Junction Connector
18 RX1
36 RX1
6 A
5 A
1 A
4 A
7 A (*4)
8 A
7 A
4 A
3 A
5 A (*3)
L
UL
UL
L
LSSR
M
E
R4(A)
Front Door Lock with Motor Assembly RH
8 A (*4)
6 A (*3)
W–B
Y
G
* 3 : w/ Double Locking
* 4 : w/o Double Locking
LG
Y
SB
1 RX1
W–B
G
XB

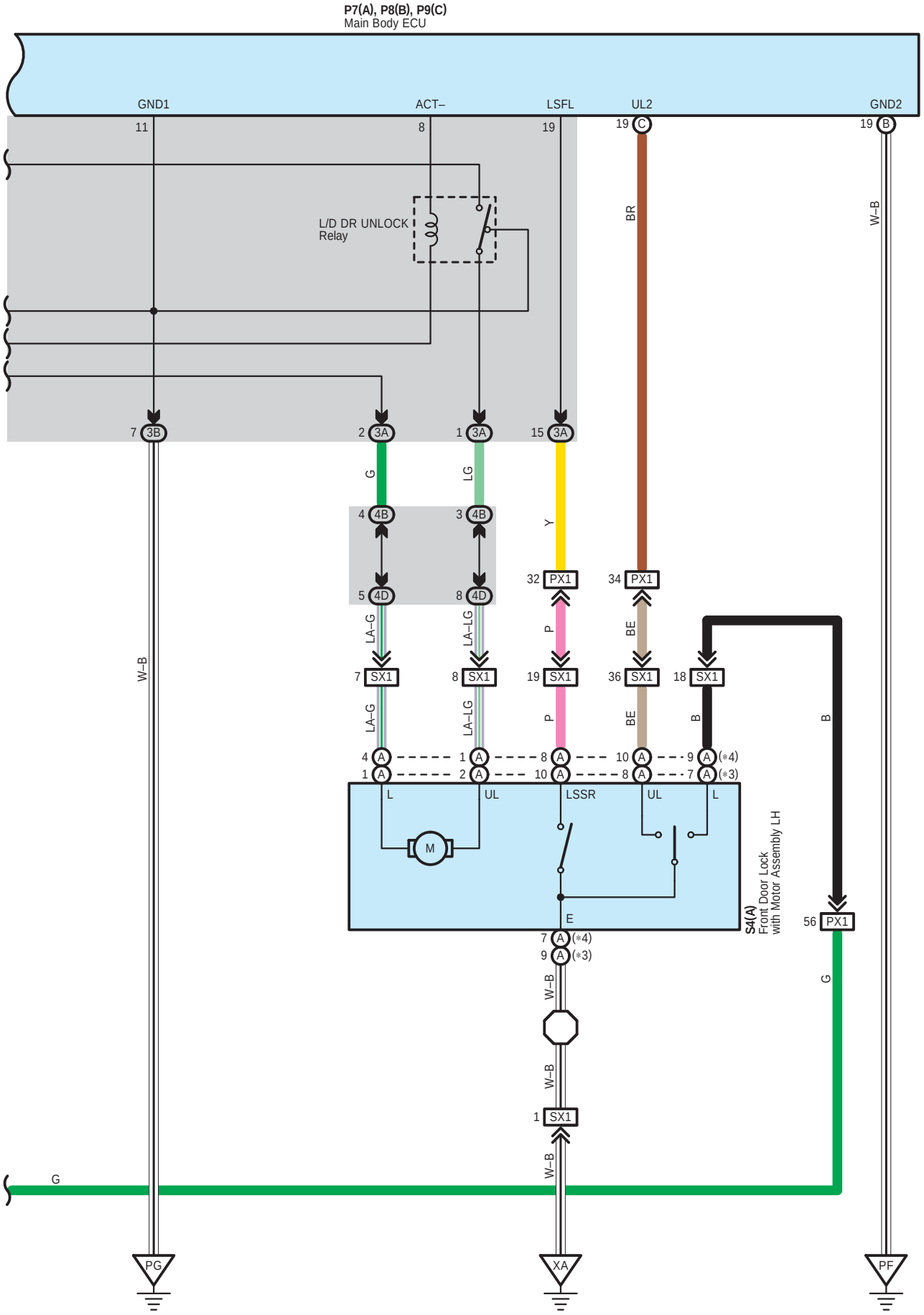
P7(A), P8(B), P9(C)
Main Body ECU
GND1
ACT–
LSFL
UL2
GND2
L/D DR UNLOCK
Relay
BR
W–B
G
LG
Y
P
BE
B
LA–G
LA–LG
L
UL
LSSR
E
M
S4(A)
Front Door Lock
with Motor Assembly LH
PG
XA
PF

A4
Black

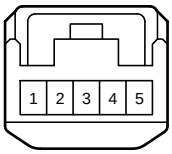

90980-12366

A5
Black

90980-11003

A6
Gray

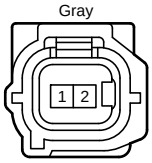

90980-12572

A9
Black

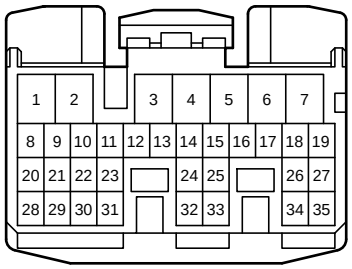

90980-12528

A10
Black

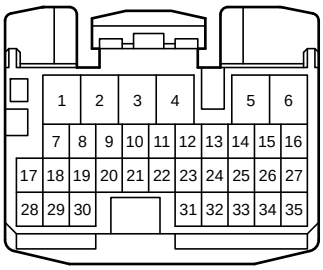

90980-12529

A20
White

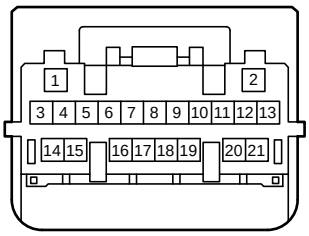

90980-12B76

A41
Black

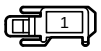

90980-10619

A46
Black

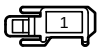

90980-10619

A58
Black

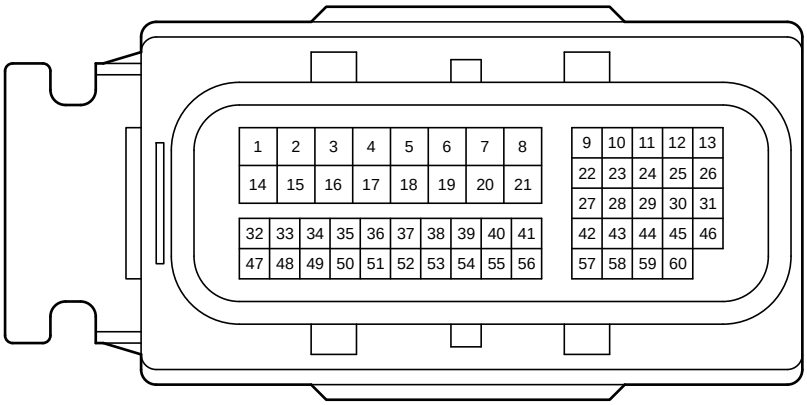

90980-12931

A63
Black

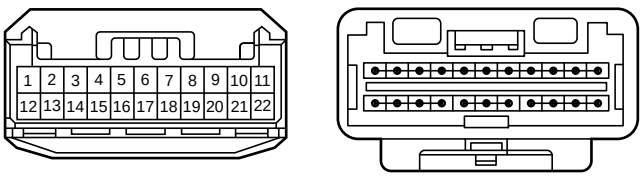

90980-12B54

A64
Black

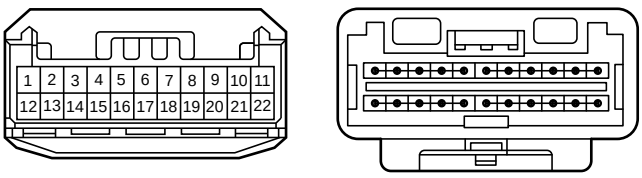

90980-12B54

A65
White

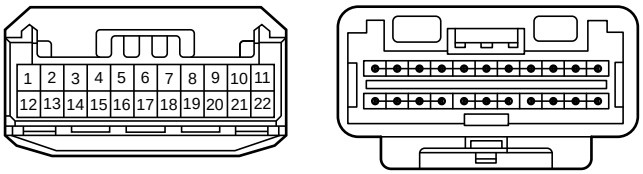

90980-12B54

A67
Black

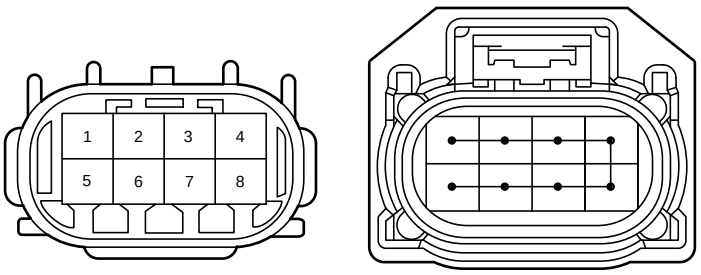

90980-12B56

E1
Black

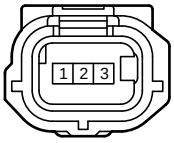

90980-12353

G42
Black

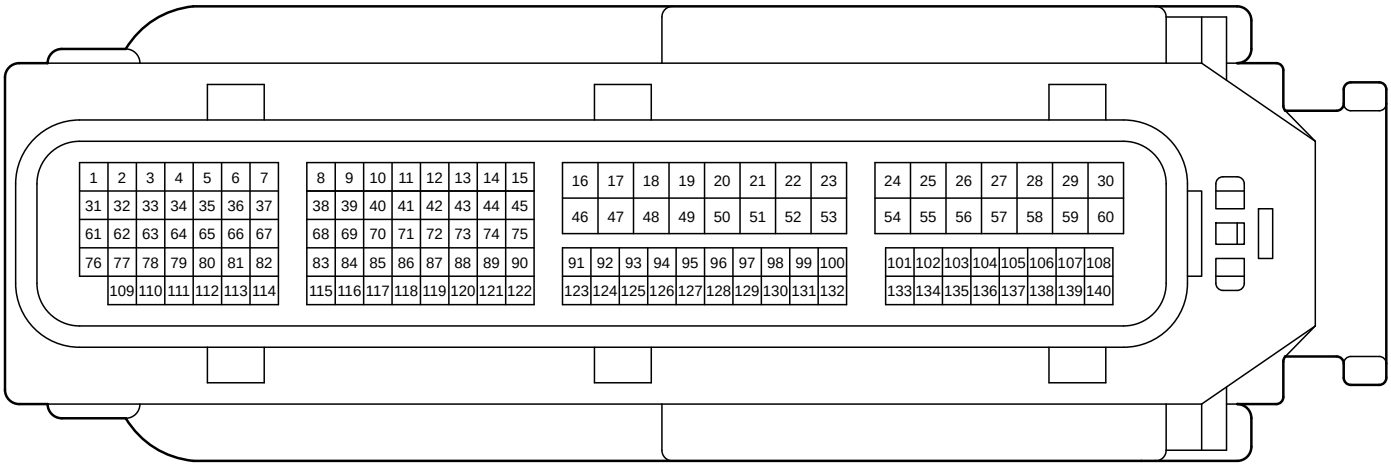

90980-12966

G48
Black

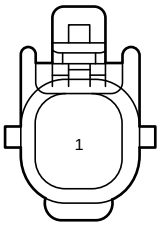

90980-12941

G79
Gray

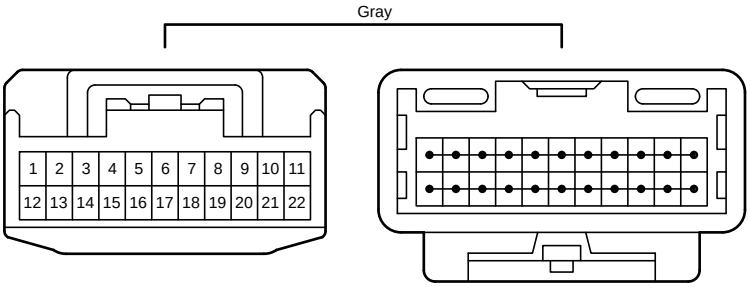

90980-12372

H1

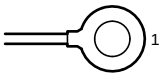

P7
Black

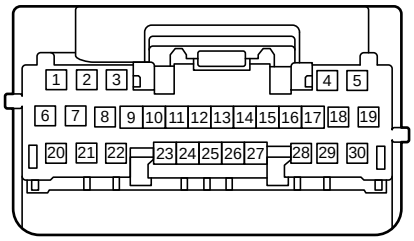

90980-12C62

P8
Black

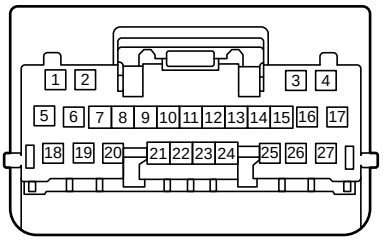

90980-12C63

P9
Black

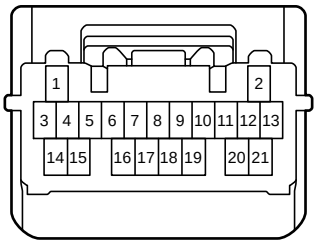

90980-12C61

P14
Black

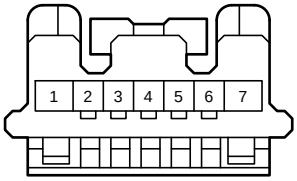

90980-12092

P25
Black

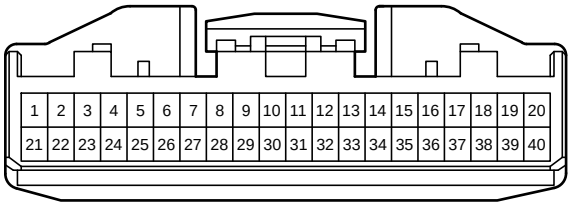

90980-12557

P26
Black

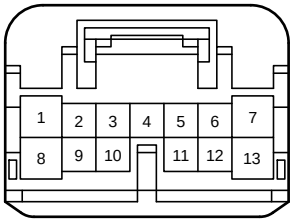

90980-12767

P27
Black

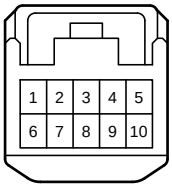

90980-12368

P37
White

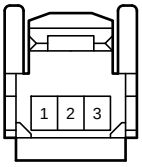

90980-12795

P51
White

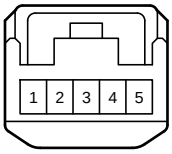

90980-12366

P59
Black

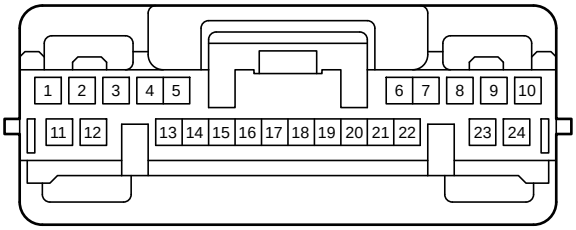

90980-12912

P63
White

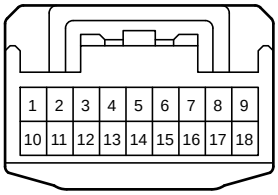

90980-12412

P66
White

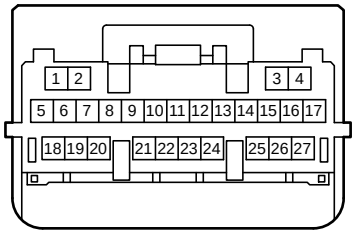

90980-12B78

P67
Blue

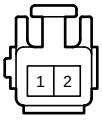

90980-10825

P73
White

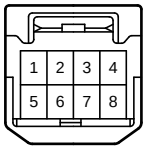

90980-12910

P74
White

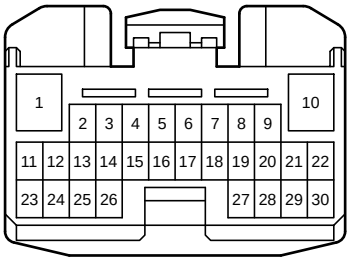

90980-12562

P75
White

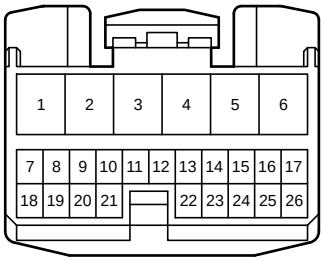

90980-12561

P76
White



90980-12553

P92
White

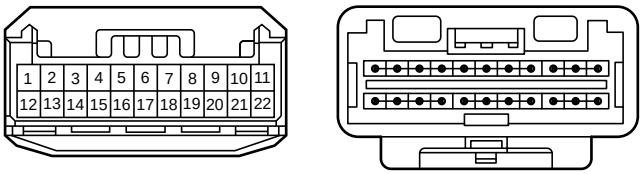

90980-12B54

P93
Blue

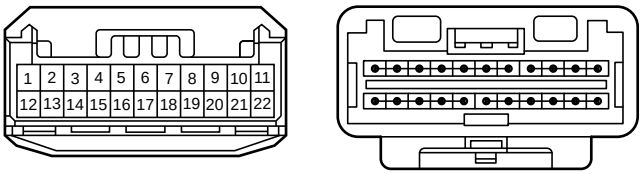

90980-12B54

P94
Blue

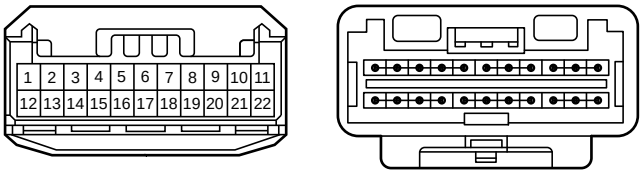

90980-12B54

P107
White

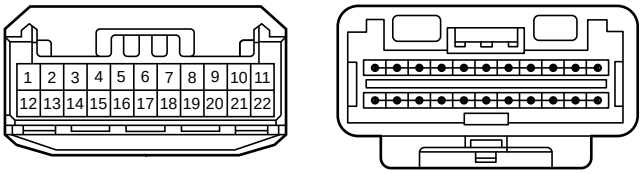

90980-12B54

P108
White

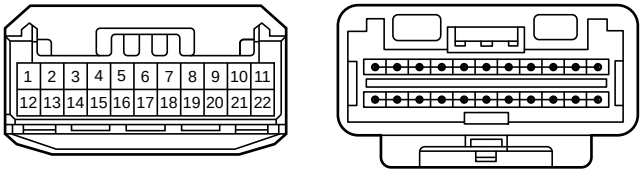

90980-12B54

P124
Black

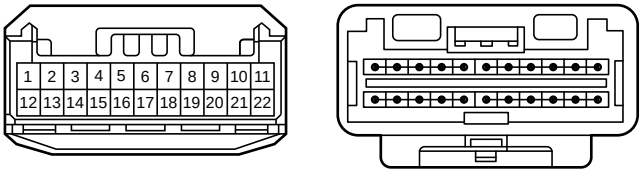

90980-12B54

R4
White

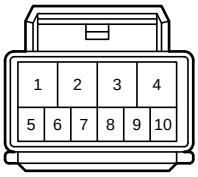

90980-12226

R8
White

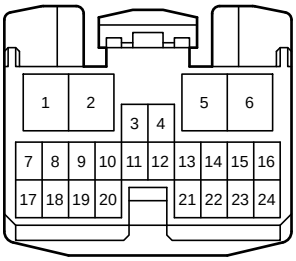

90980-12560

R9
White

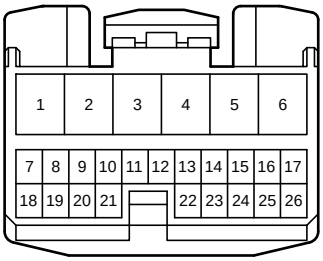

90980-12561

S4
White

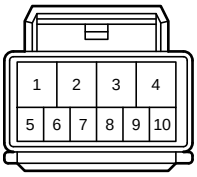

90980-12226

S8
White

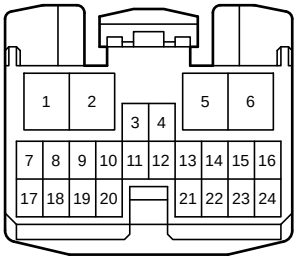

90980-12560

S9
White

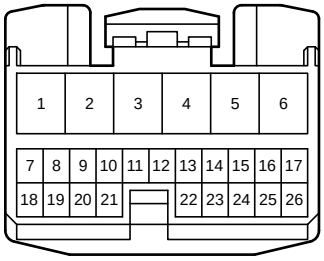

90980-12561

T4
White

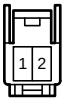

90980-11918

U4
White

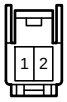

90980-11918

V1
Black

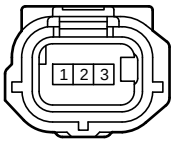

90980-12353

V2
Gray

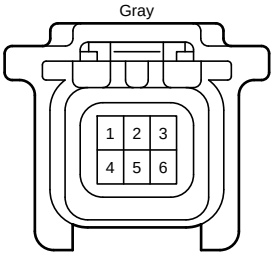

90980-12790

V3
Black



90980-12416

V4
Gray

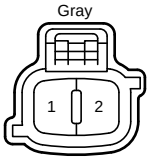

90980-11019

W1
Black

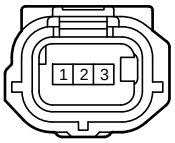

90980-12353

W2
Gray

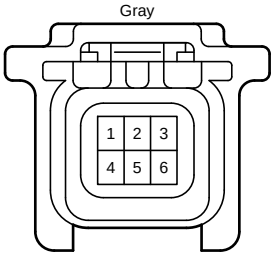

90980-12790

W3
Black

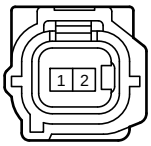

90980-12416

W4
Gray

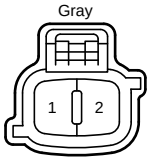

90980-11019

X23
White

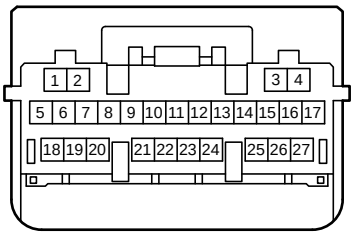

90980-12B77

X25
Black

90980-10871

X45
White



90980-12552

X46
White

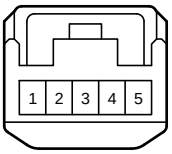

90980-12366

X47
Black

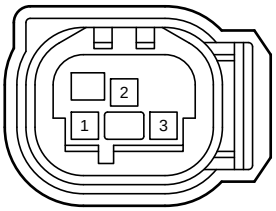

90080-98237

X48
Black

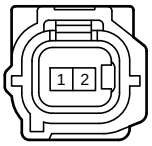

90980-12416

X57
Black

90980-10871

X61
White

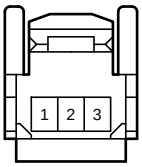

90980-12795

X69
White

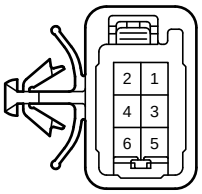

90980-11587

X72
White

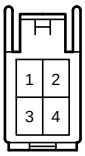

90980-12211

X82
White

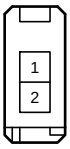

90980-12827

X85
White

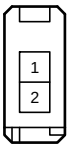

90980-12827

X87
White

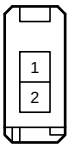

90980-12827

X88
White

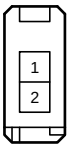

90980-12827

X90
White

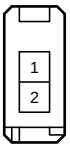

90980-12827

X92
White

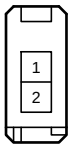

90980-12827

X96
White

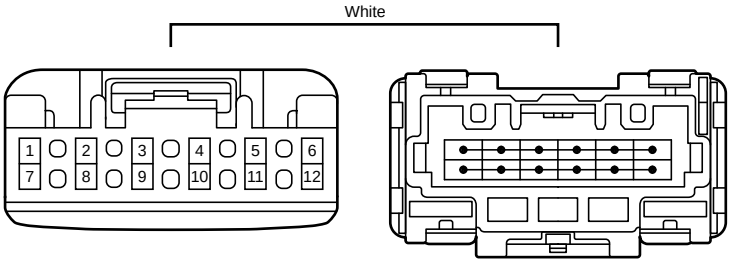

90980-12C68

X103
White

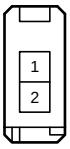

90980-12827

X105
White

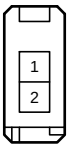

90980-12827

Y1

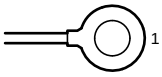

Z2
White

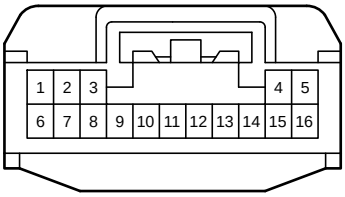

90980-12423

b1
White

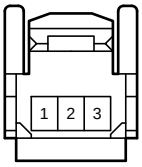

90980-12795

b10
Black

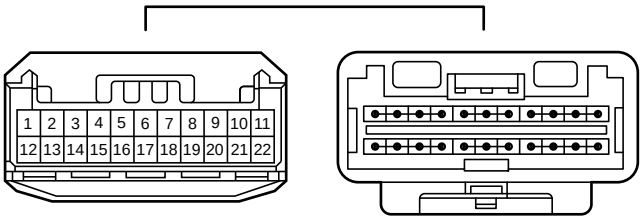

90980-12B54

j1

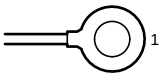

z33
Black

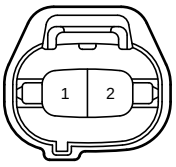

90980-11156

1C

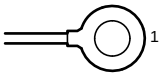

82675-45010

1H

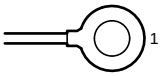

90980-09877

1I

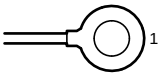

90980-09D55

3A
White

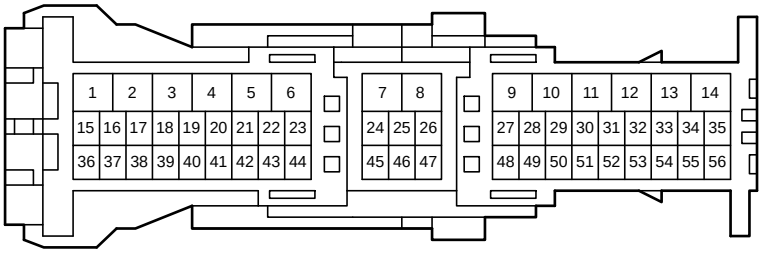

90980-12943

3B
White

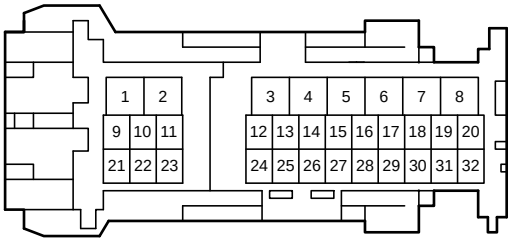

90980-12A48

3C
White

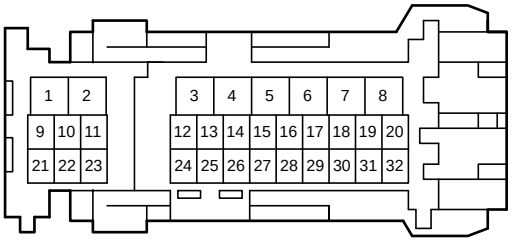

90980-12A47

3D
White

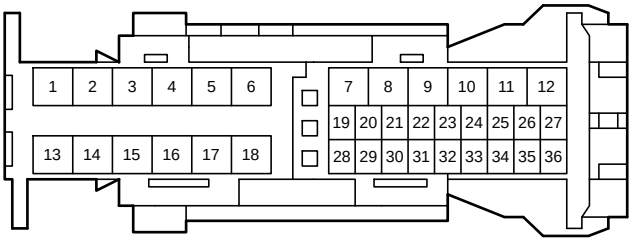

90980-12944

3F
White

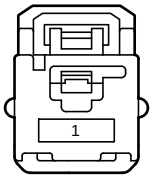

90980-12756

4A
White

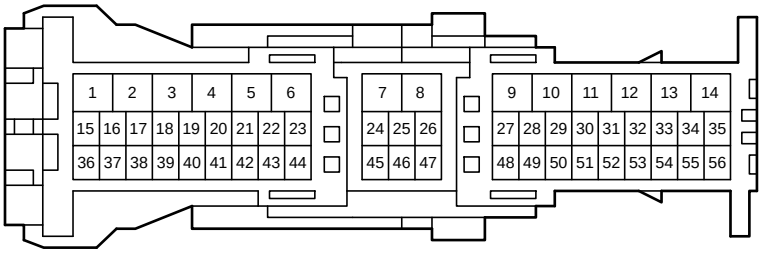

90980-12943

4B
White

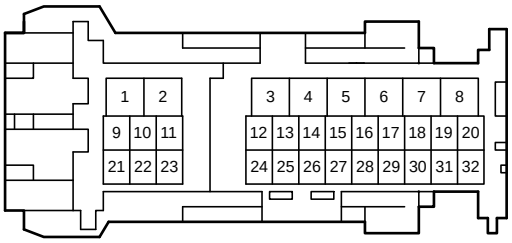

90980-12A48

4D
White

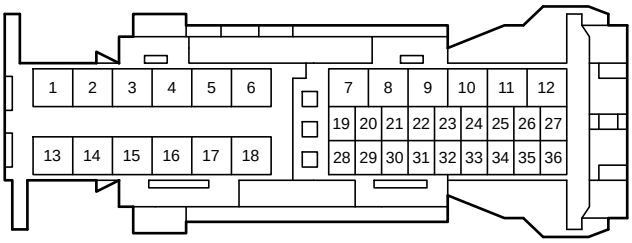

90980-12944

AG1
White

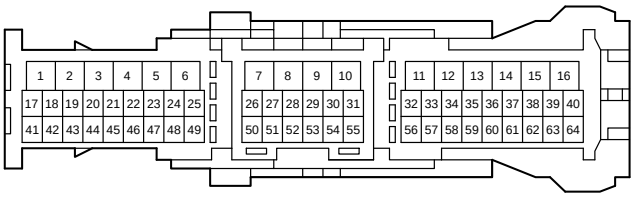

90980-12774

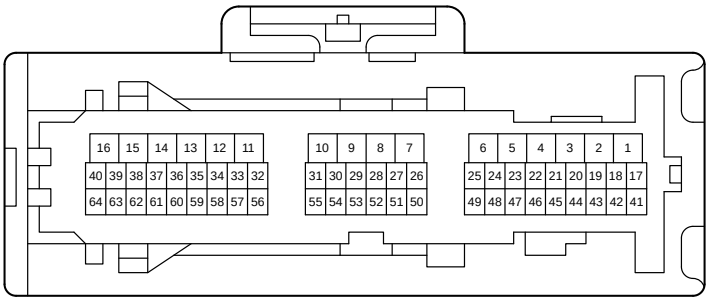

90980-12798

AX1
White

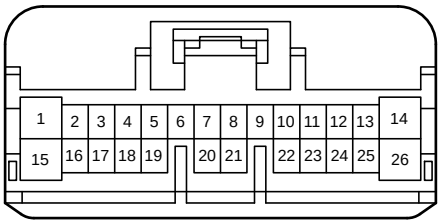

90980-12771

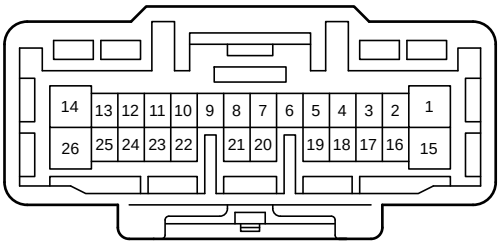

90980-12770

AX2
White

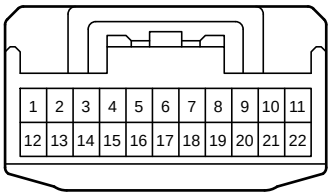

90980-12372

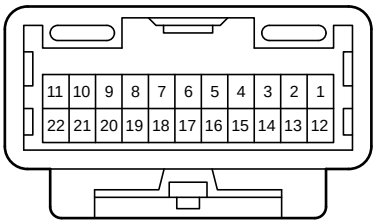

90980-12371

GE1
Black

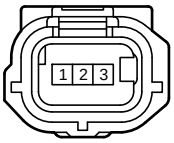

90980-12353

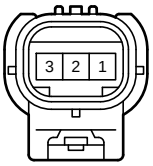

90980-12719

PA1
White

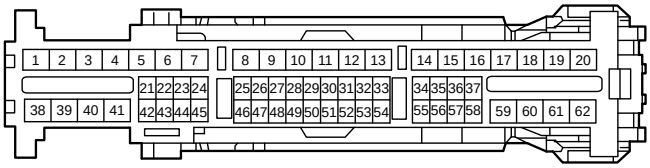

90980-12B22

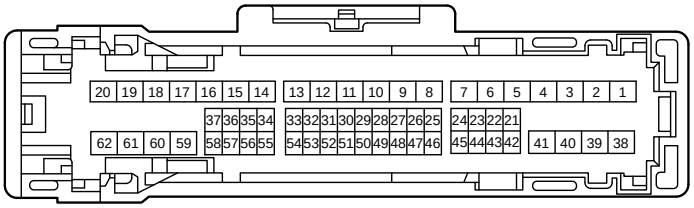

90980-12B21

PA3
White

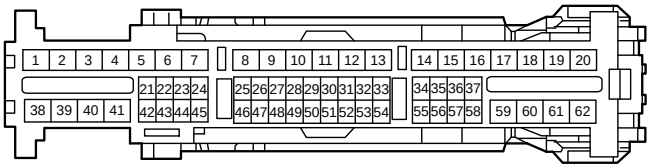

90980-12B22

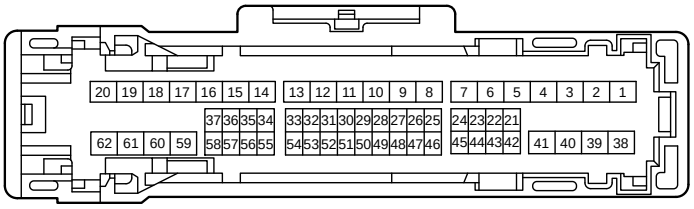

90980-12B21

PX1
Gray

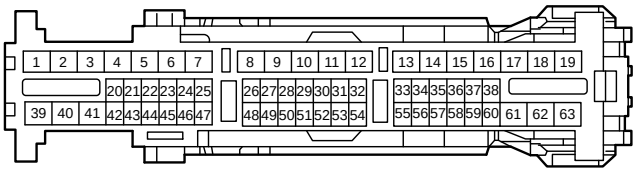

90980-12B20

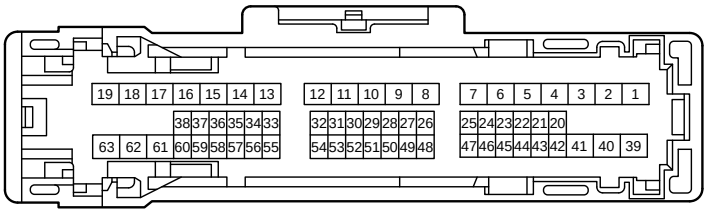

90980-12B19

PX2
White

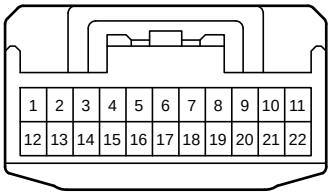

90980-12372

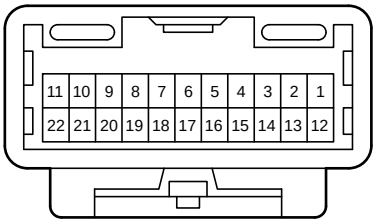

90980-12371

PX3
Gray

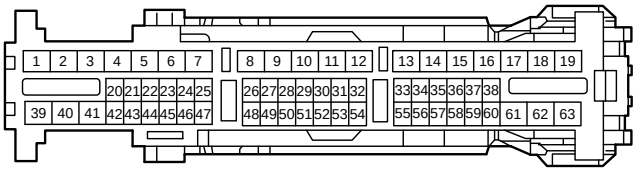

90980-12B20

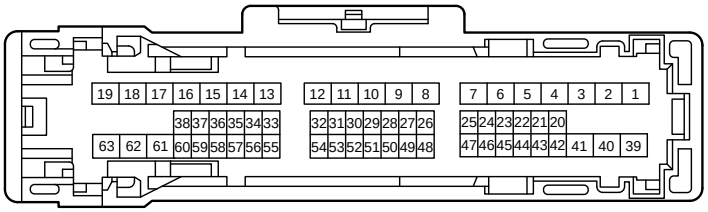

90980-12B19

PX4
White

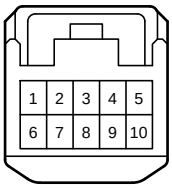

90980-12368

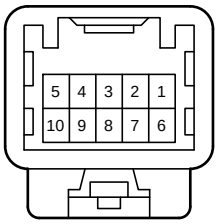

90980-12367

PX5
White

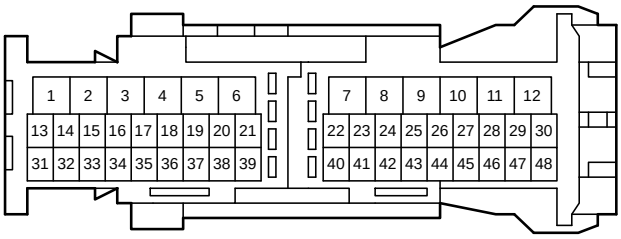

90980-12779

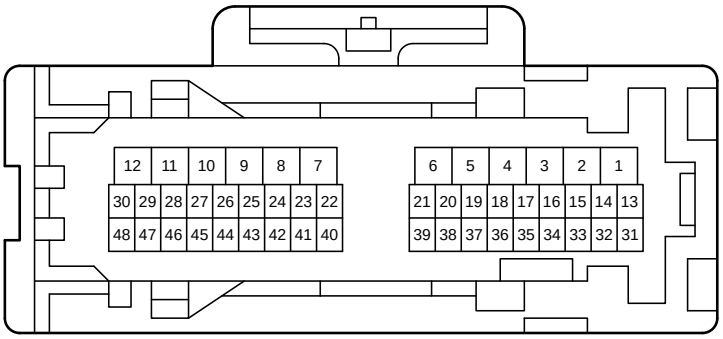

90980-12799

PZ1
White

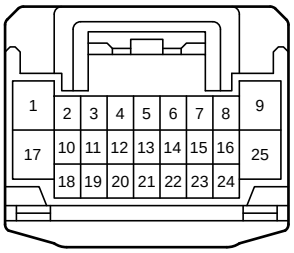

90980-12414

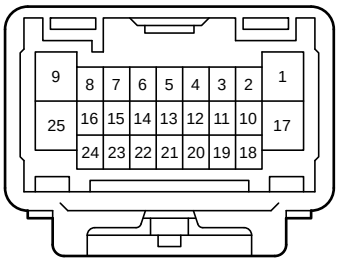

90980-12413

PZ2
Gray

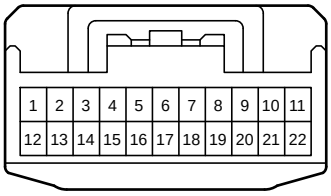

90980-12372

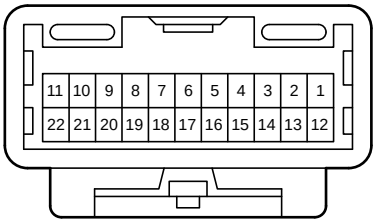

90980-12371

RX1
Yellow

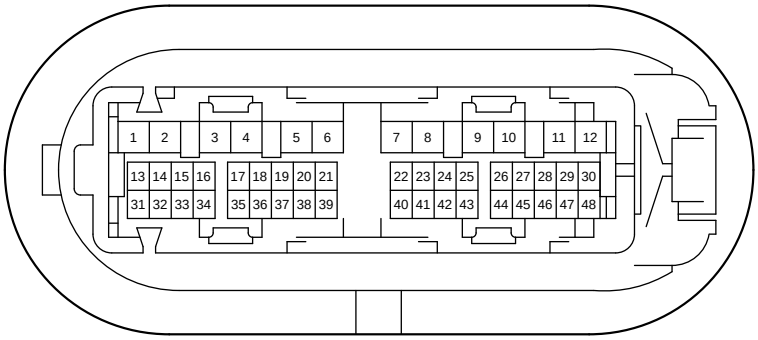

90980-12A09

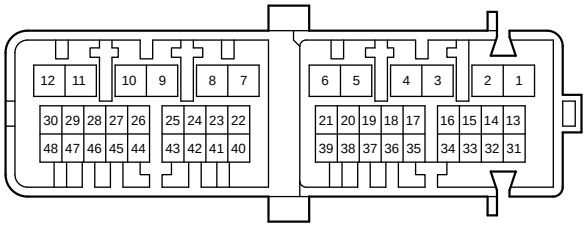

90980-12A06

SX1
Yellow

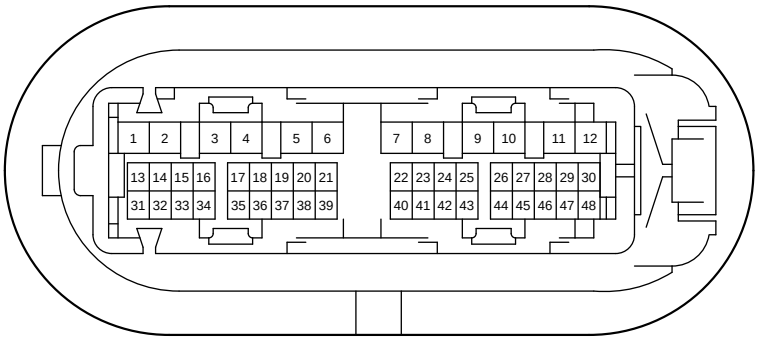

90980-12A09

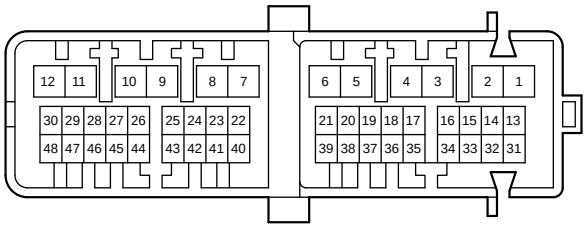

90980-12A06

TR1
White

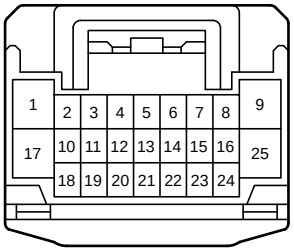

90980-12414

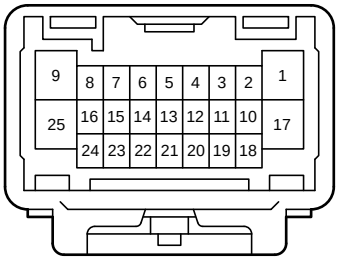

90980-12413

US1
White

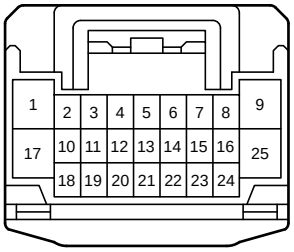

90980-12414

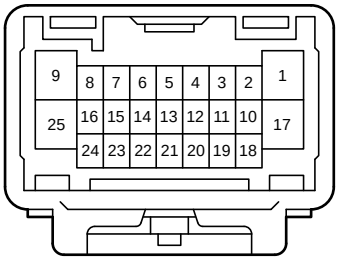

90980-12413

VR1
White

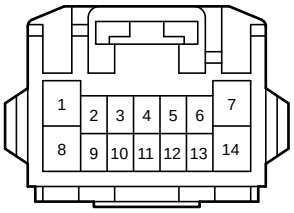

82824-53090

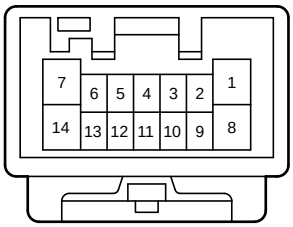

82824-53080

WS1
White

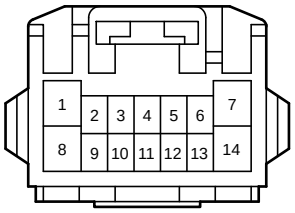

82824-53090

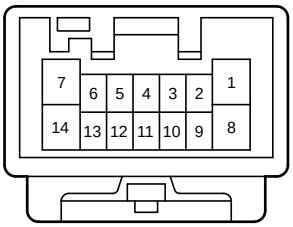

82824-53080

bX1
Gray

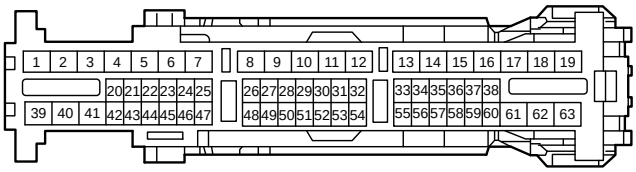

90980-12B20

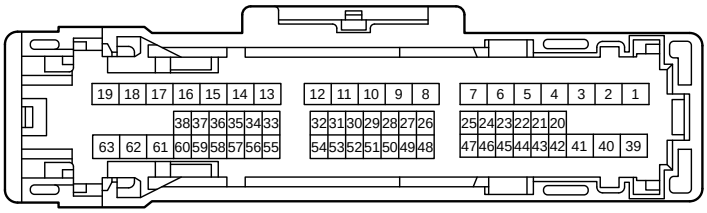

90980-12B19

bX4
White

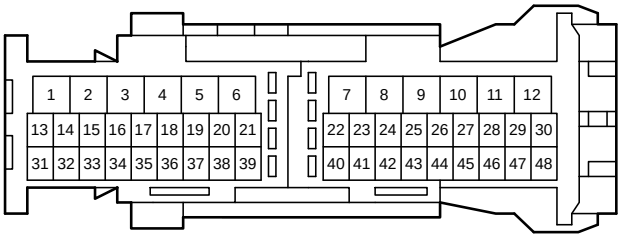

90980-12779

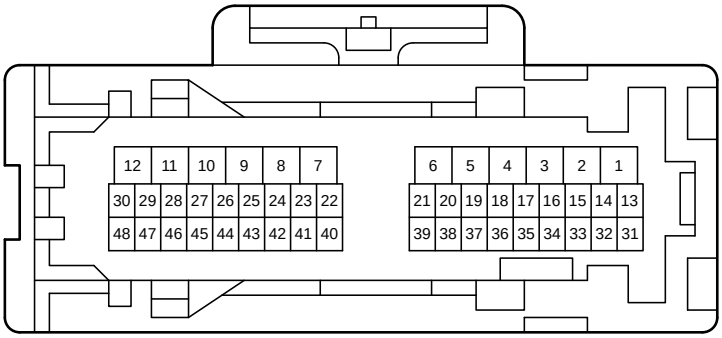

90980-12799