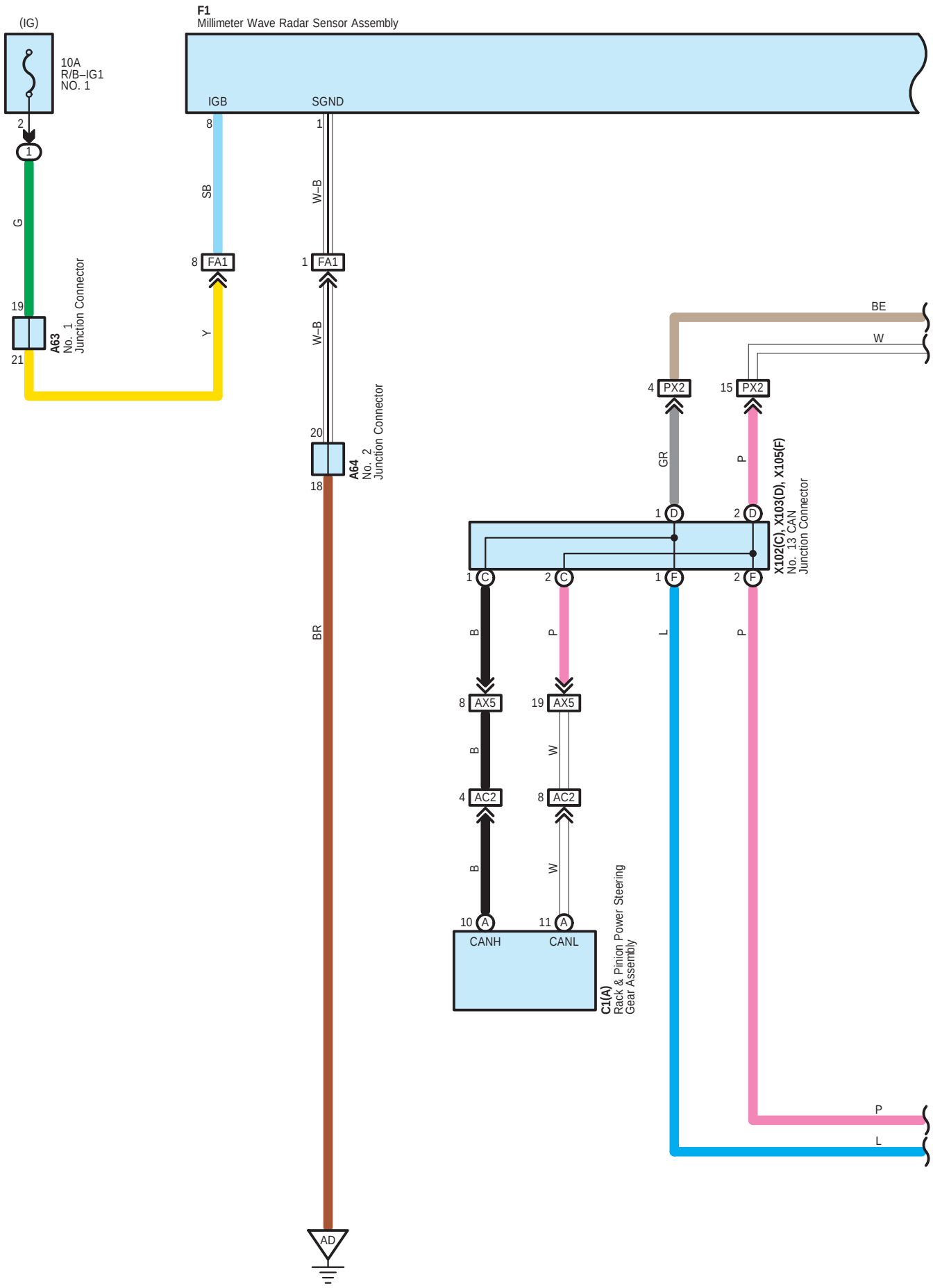
(IG)
10A
R/B–IG1
NO. 1
F1
Millimeter Wave Radar Sensor Assembly
IGB
SGND
SB
W–B
G
Y
W–B
BR
A63
No. 1
Junction Connector
A64
No. 2
Junction Connector
FA1
PX2
AX5
AC2
BE
W
GR
P
B
L
X102(C), X103(D), X105(F)
No. 13 CAN
Junction Connector
CANH
CANL
C1(A)
Rack & Pinion Power Steering
Gear Assembly
AD

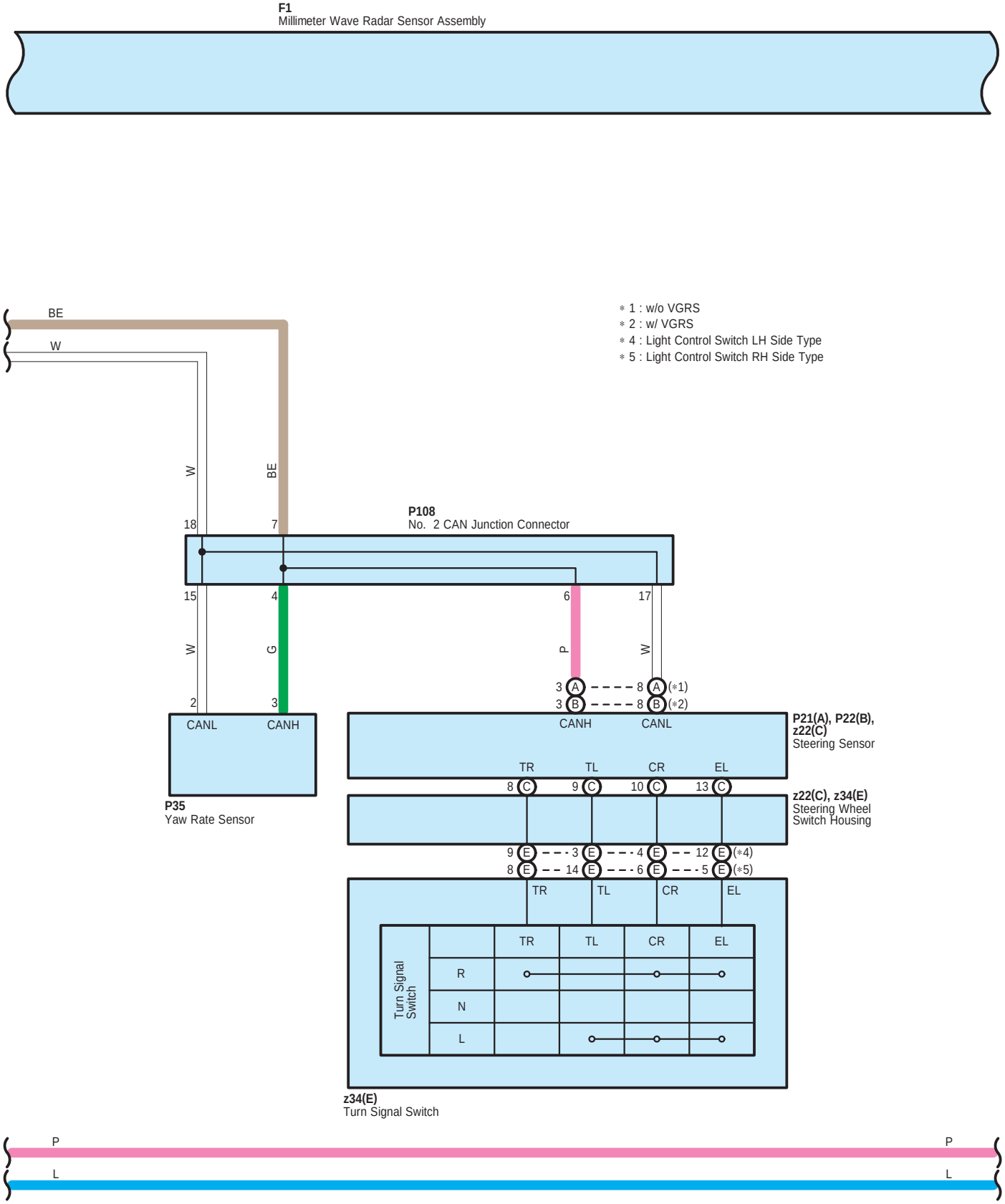
F1
Millimeter Wave Radar Sensor Assembly
BE
W
∗ 1 : w/o VGRS
∗ 2 : w/ VGRS
∗ 4 : Light Control Switch LH Side Type
∗ 5 : Light Control Switch RH Side Type
W
BE
P108
No. 2 CAN Junction Connector
18
7
15
4
6
17
W
G
P
W
3 A
8 A (∗1)
3 B
8 B (∗2)
2
3
CANL
CANH
CANH
CANL
P21(A), P22(B), z22(C)
Steering Sensor
TR
TL
CR
EL
8 C
9 C
10 C
13 C
z22(C), z34(E)
Steering Wheel Switch Housing
9 E
3 E
4 E
12 E (∗4)
8 E
14 E
6 E
5 E (∗5)
TR
TL
CR
EL
Turn Signal Switch
TR
TL
CR
EL
R
N
L
P35
Yaw Rate Sensor
z34(E)
Turn Signal Switch
P
P
L
L

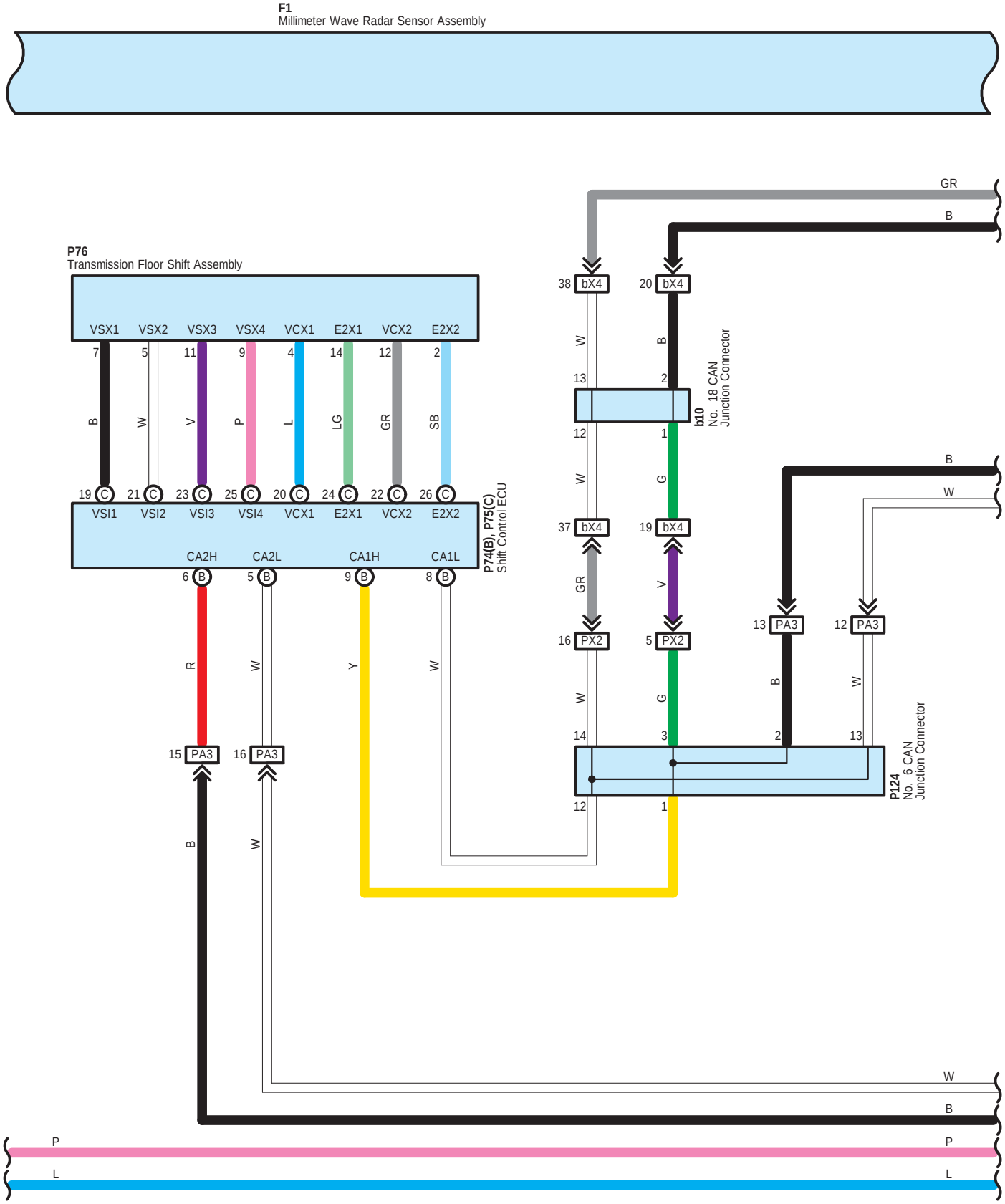
F1
Millimeter Wave Radar Sensor Assembly
P76
Transmission Floor Shift Assembly
VSX1 VSX2 VSX3 VSX4 VCX1 E2X1 VCX2 E2X2
VSI1 VSI2 VSI3 VSI4 VCX1 E2X1 VCX2 E2X2
CA2H CA2L CA1H CA1L
P74(B), P75(C)
Shift Control ECU
b10
No. 18 CAN
Junction Connector
P124
No. 6 CAN
Junction Connector
bX4
PX2
PA3
GR
B
W
V
G
R
Y
P
L
LG
SB

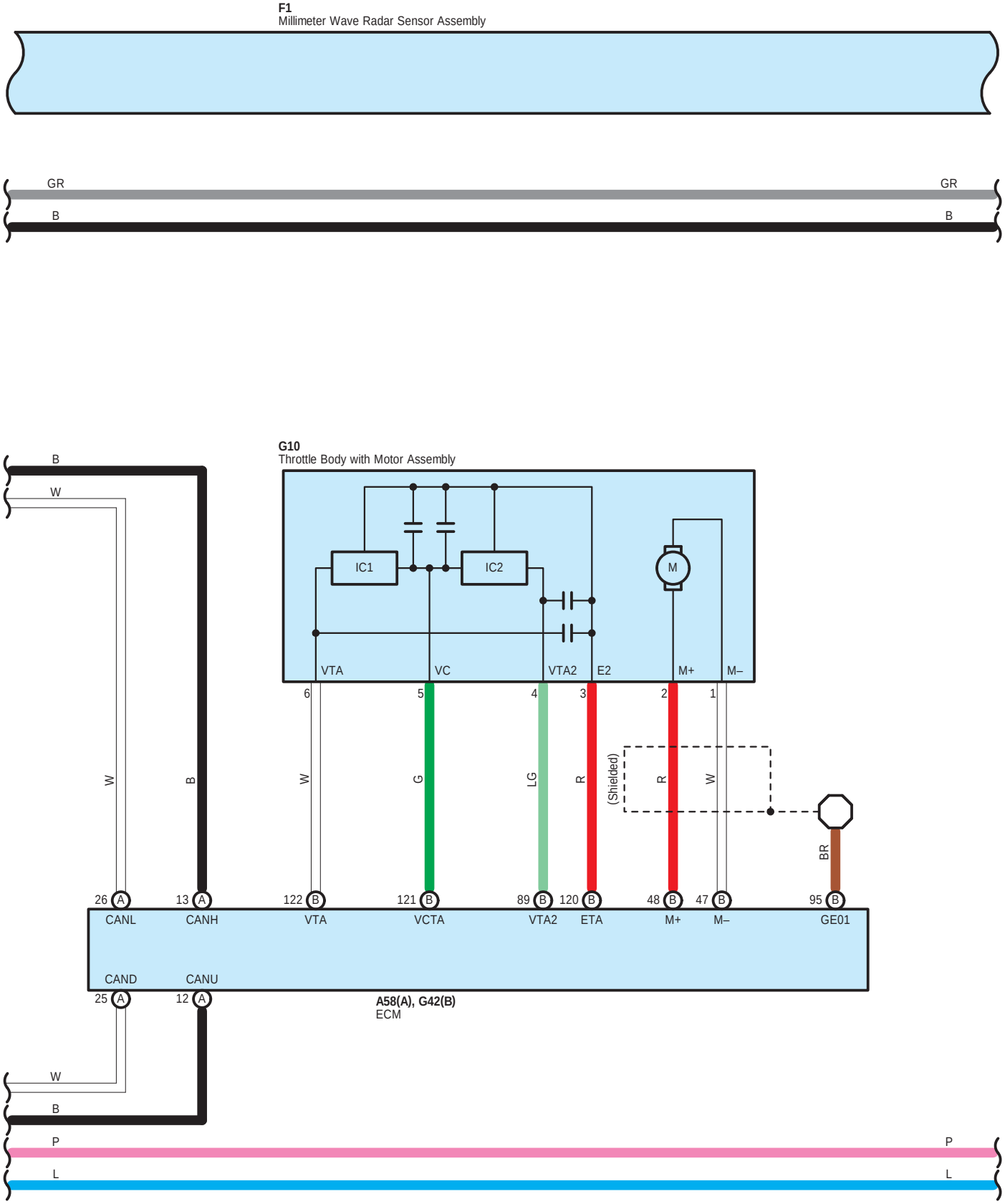
F1
Millimeter Wave Radar Sensor Assembly
GR
GR
B
B
G10
Throttle Body with Motor Assembly
IC1
IC2
M
VTA
VC
VTA2
E2
M+
M–
6
5
4
3
2
1
W
B
W
G
LG
R
(Shielded)
R
W
BR
26 A
13 A
122 B
121 B
89 B
120 B
48 B
47 B
95 B
CANL
CANH
VTA
VCTA
VTA2
ETA
M+
M–
GE01
CAND
CANU
25 A
12 A
A58(A), G42(B)
ECM
W
B
P
P
L
L

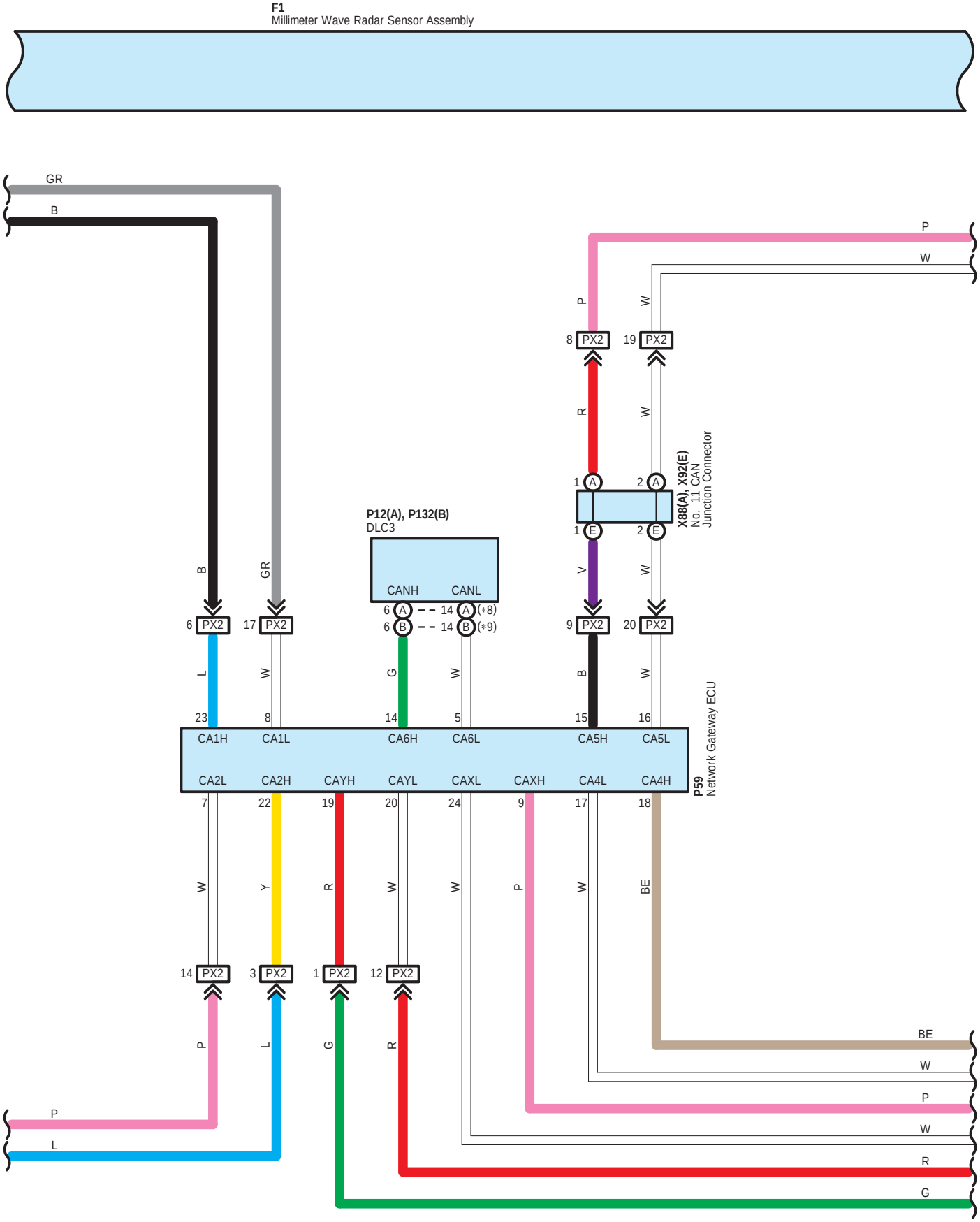
F1
Millimeter Wave Radar Sensor Assembly
GR
B
P
W
P
W
8 PX2
19 PX2
R
W
1 A
2 A
1 E
2 E
X88(A), X92(E)
No. 11 CAN
Junction Connector
V
W
P12(A), P132(B)
DLC3
CANH
CANL
6 A
14 A (*8)
6 B
14 B (*9)
B
GR
6 PX2
17 PX2
9 PX2
20 PX2
L
W
G
W
B
W
23
8
14
5
15
16
CA1H
CA1L
CA6H
CA6L
CA5H
CA5L
CA2L
CA2H
CAYH
CAYL
CAXL
CAXH
CA4L
CA4H
P59
Network Gateway ECU
7
22
19
20
24
9
17
18
W
Y
R
W
W
P
W
BE
14 PX2
3 PX2
1 PX2
12 PX2
P
L
G
R
BE
W
P
W
R
G
P
L

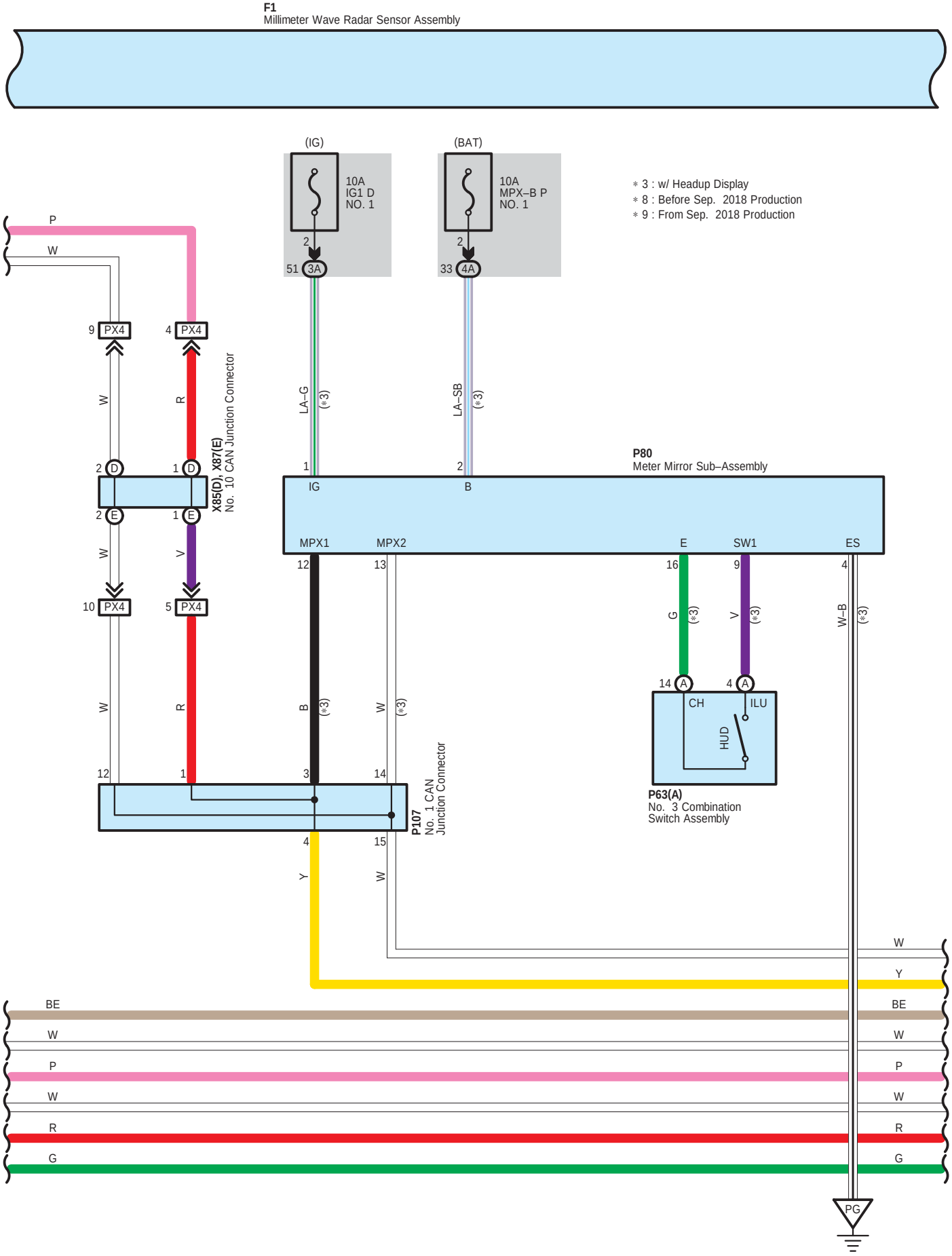
F1
Millimeter Wave Radar Sensor Assembly
(IG)
10A
IG1 D
NO. 1
(BAT)
10A
MPX–B P
NO. 1
* 3 : w/ Headup Display
* 8 : Before Sep. 2018 Production
* 9 : From Sep. 2018 Production
P80
Meter Mirror Sub–Assembly
IG
B
MPX1
MPX2
E
SW1
ES
X85(D), X87(E)
No. 10 CAN Junction Connector
P107
No. 1 CAN
Junction Connector
P63(A)
No. 3 Combination
Switch Assembly
CH
ILU
HUD
PX4
LA–G
LA–SB
PG

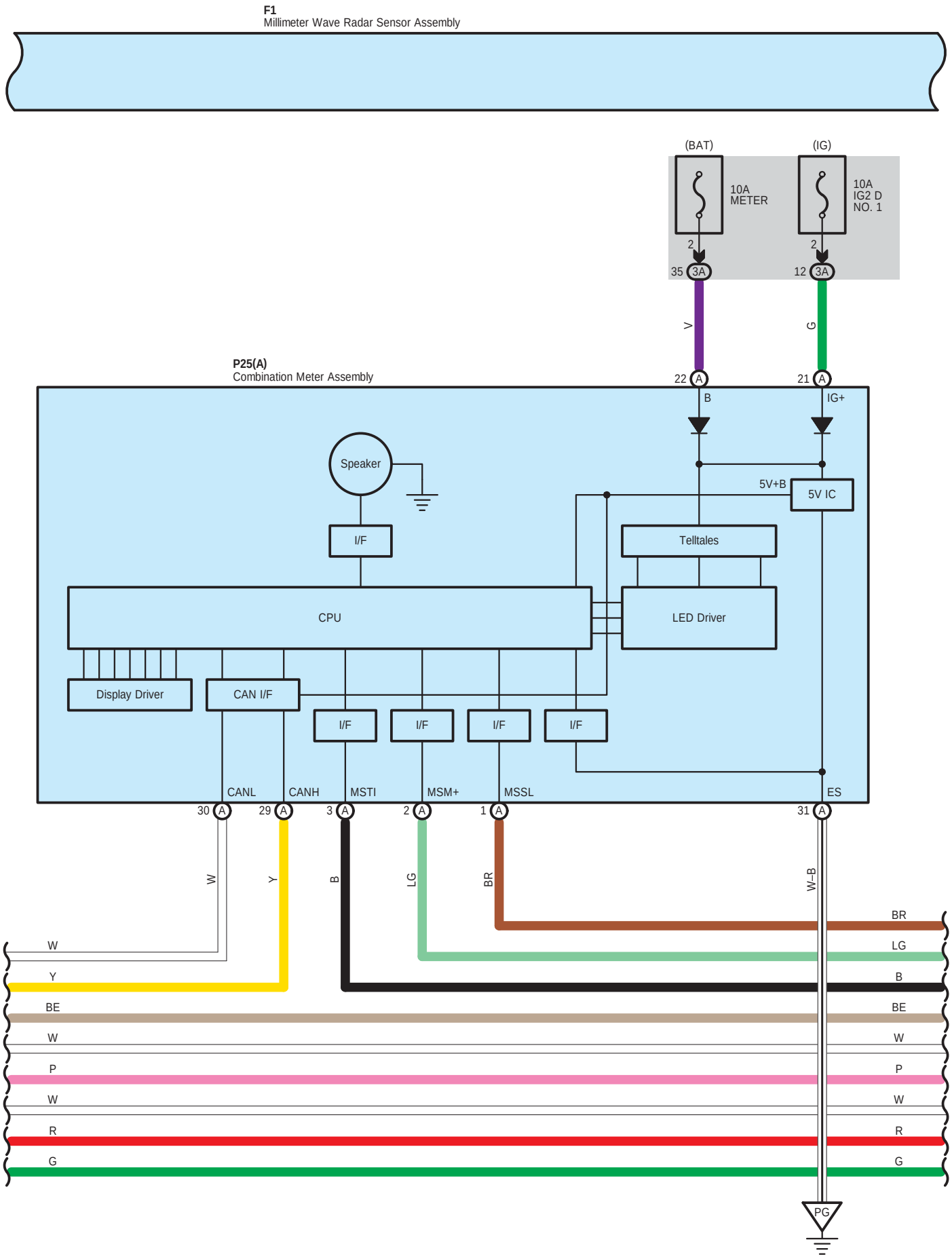
F1
Millimeter Wave Radar Sensor Assembly
(BAT)
(IG)
10A
METER
10A
IG2 D
NO. 1
2
35 3A
12 3A
V
G
P25(A)
Combination Meter Assembly
22 A
21 A
B
IG+
Speaker
5V+B
5V IC
I/F
Telltales
CPU
LED Driver
Display Driver
CAN I/F
I/F
I/F
I/F
I/F
CANL
CANH
MSTI
MSM+
MSSL
ES
30 A
29 A
3 A
2 A
1 A
31 A
W
Y
B
LG
BR
W–B
BR
LG
B
W
Y
BE
BE
W
W
P
P
W
W
R
R
G
G
PG

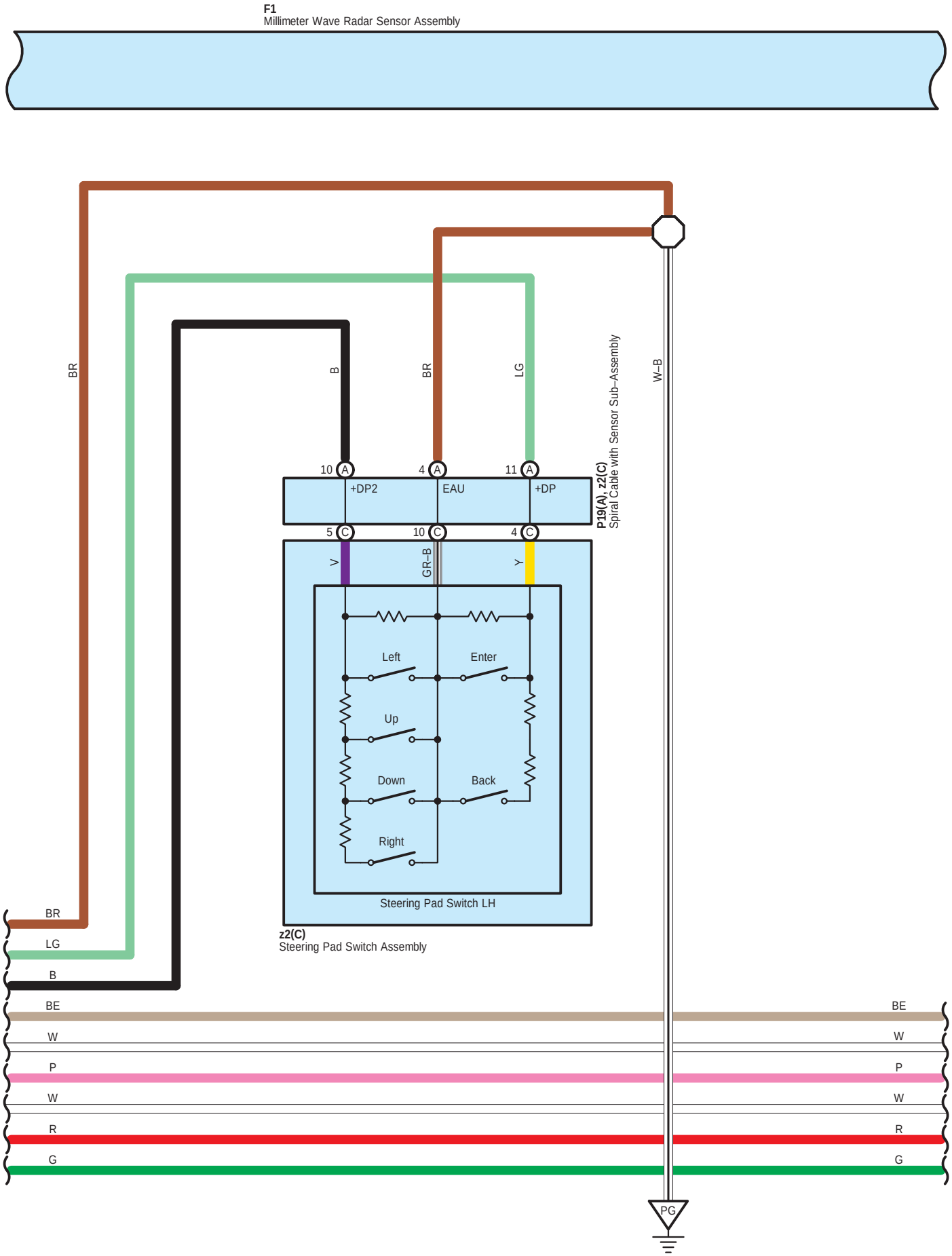
F1
Millimeter Wave Radar Sensor Assembly
BR
B
BR
LG
W–B
10 A
4 A
11 A
+DP2
EAU
+DP
P19(A), z2(C)
Spiral Cable with Sensor Sub–Assembly
5 C
10 C
4 C
V
GR–B
Y
Left
Enter
Up
Down
Back
Right
Steering Pad Switch LH
z2(C)
Steering Pad Switch Assembly
BR
LG
B
BE
W
P
W
R
G
BE
W
P
W
R
G
PG

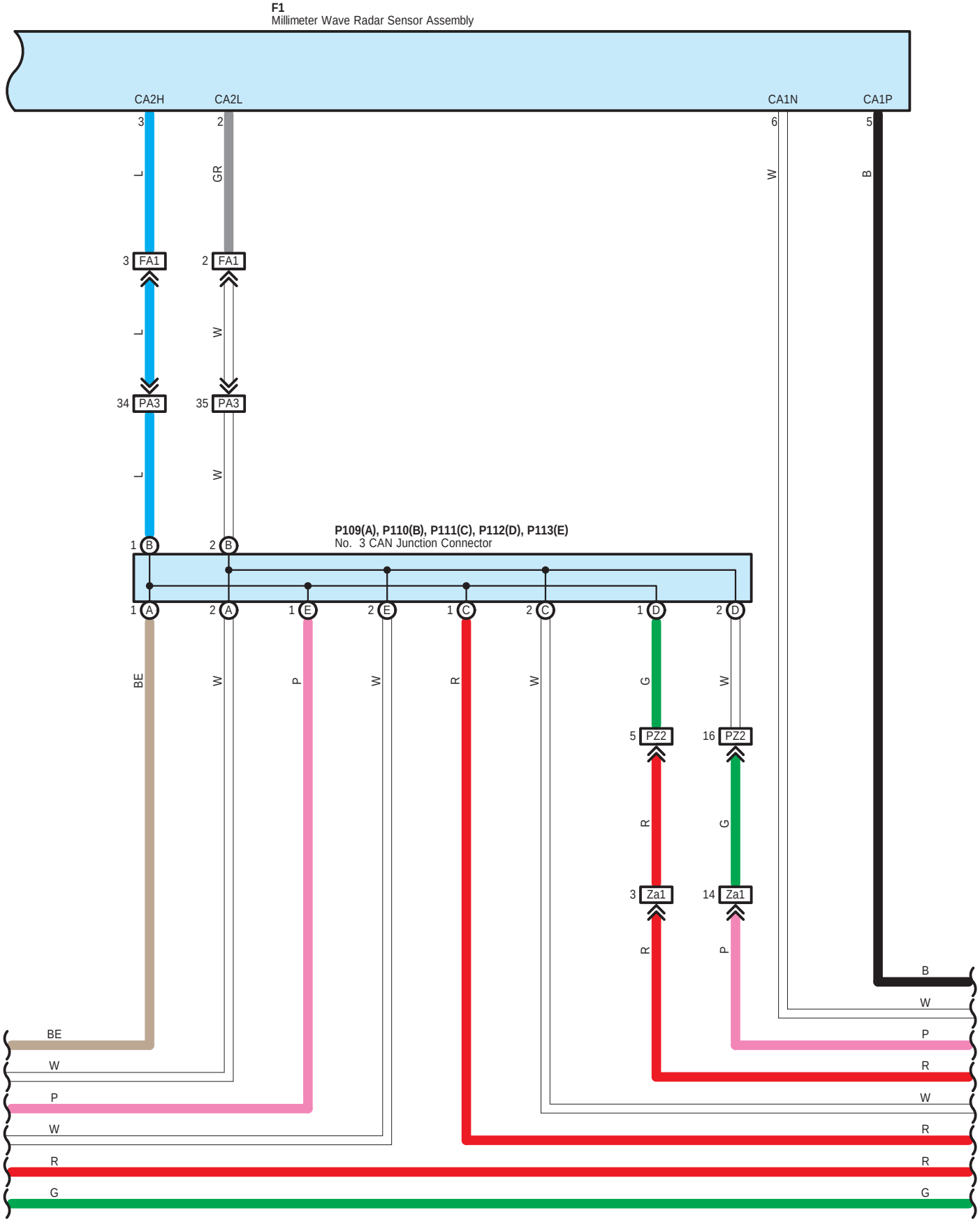
F1
Millimeter Wave Radar Sensor Assembly
CA2H
CA2L
CA1N
CA1P
3
2
6
5
L
GR
W
B
3 FA1
2 FA1
L
W
34 PA3
35 PA3
L
W
P109(A), P110(B), P111(C), P112(D), P113(E)
No. 3 CAN Junction Connector
1 B
2 B
1 A
2 A
1 E
2 E
1 C
2 C
1 D
2 D
BE
W
P
W
R
W
G
W
5 PZ2
16 PZ2
R
G
3 Za1
14 Za1
R
P
B
W
P
R
W
R
R
G
BE
W
P
W
R
G

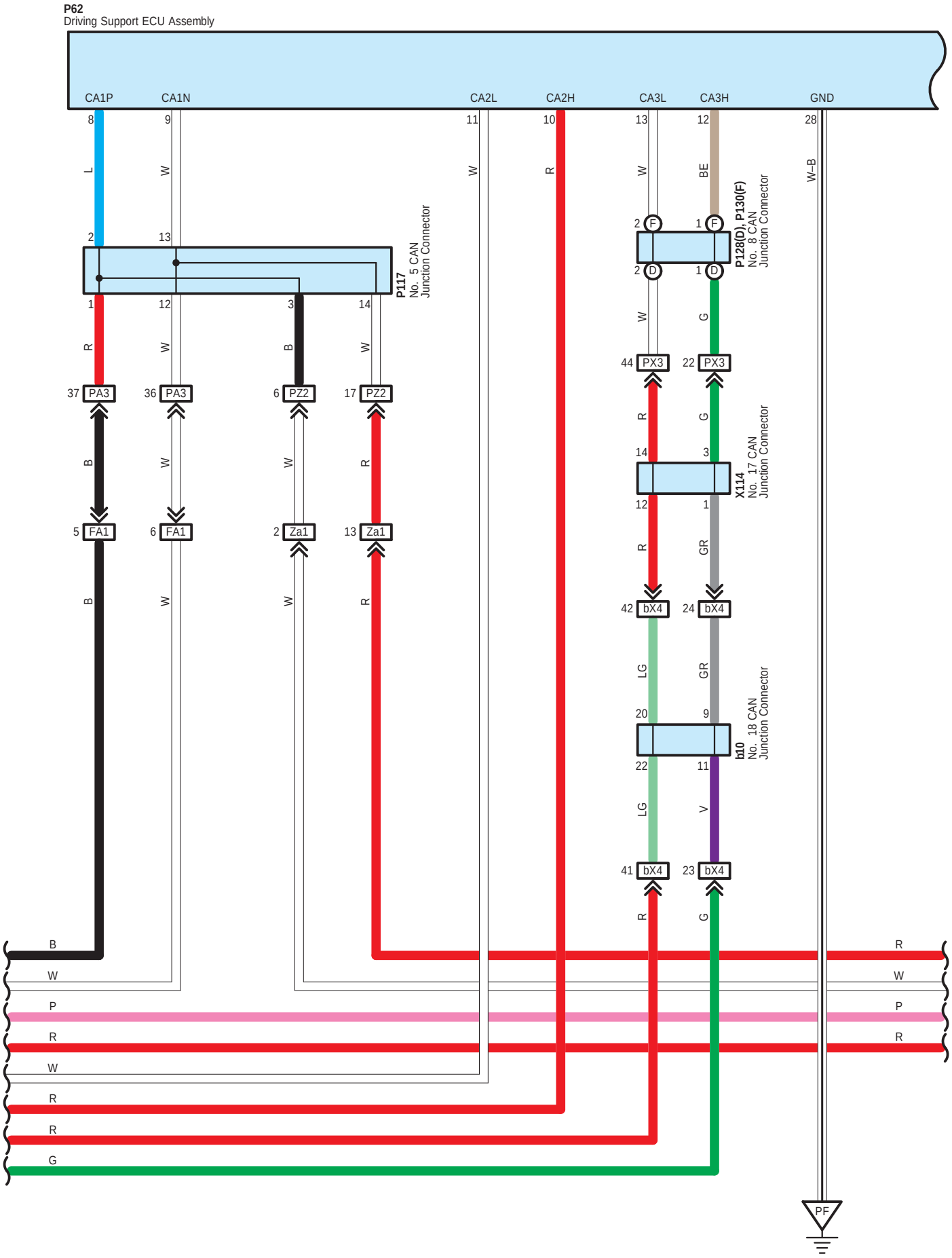
P62
Driving Support ECU Assembly
CA1P
CA1N
CA2L
CA2H
CA3L
CA3H
GND
P117
No. 5 CAN
Junction Connector
P128(D), P130(F)
No. 8 CAN
Junction Connector
X114
No. 17 CAN
Junction Connector
b10
No. 18 CAN
Junction Connector
PA3
PZ2
FA1
Za1
PX3
bX4
PF

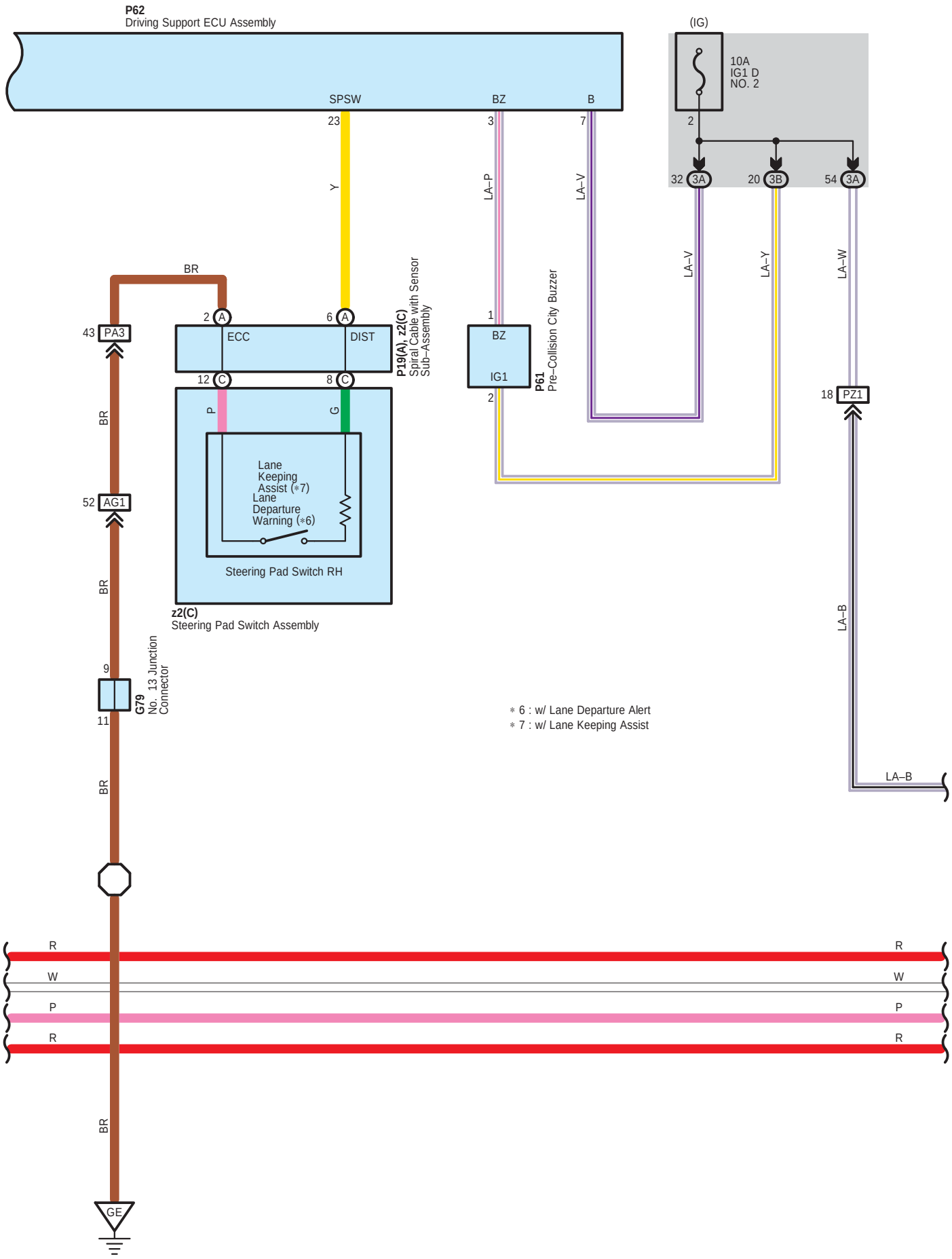
P62
Driving Support ECU Assembly
SPSW
BZ
B
23
3
7
(IG)
10A
IG1 D
NO. 2
2
32 3A
20 3B
54 3A
Y
LA–P
LA–V
LA–V
LA–Y
LA–W
BR
2 A
6 A
ECC
DIST
P19(A), z2(C)
Spiral Cable with Sensor
Sub–Assembly
1
BZ
IG1
2
P61
Pre–Collision City Buzzer
43 PA3
12 C
8 C
P
G
18 PZ1
BR
Lane
Keeping
Assist (∗7)
Lane
Departure
Warning (∗6)
52 AG1
Steering Pad Switch RH
BR
z2(C)
Steering Pad Switch Assembly
LA–B
9
G79
No. 13 Junction
Connector
11
∗ 6 : w/ Lane Departure Alert
∗ 7 : w/ Lane Keeping Assist
LA–B
BR
R
W
P
R
R
W
P
R
BR
GE

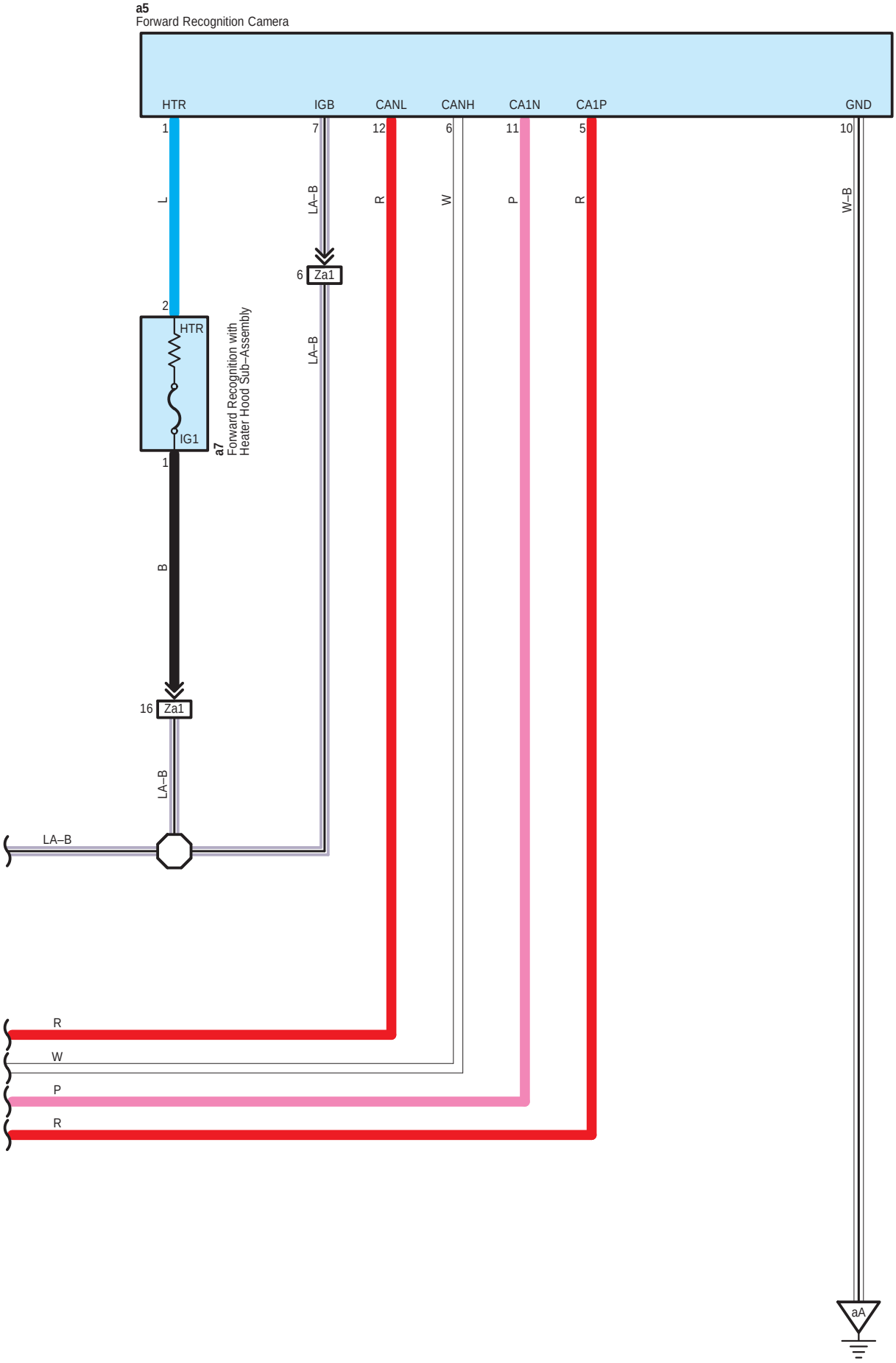
a5
Forward Recognition Camera
HTR
IGB
CANL
CANH
CA1N
CA1P
GND
1
7
12
6
11
5
10
L
LA–B
R
W
P
R
W–B
6
Za1
2
HTR
IG1
a7
Forward Recognition with
Heater Hood Sub–Assembly
1
B
16
Za1
LA–B
LA–B
LA–B
R
W
P
R
aA

A58
Black

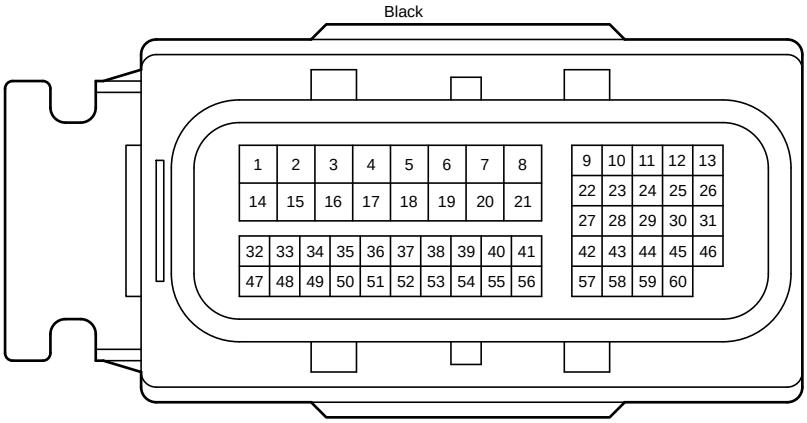

90980-12931

A63
Black

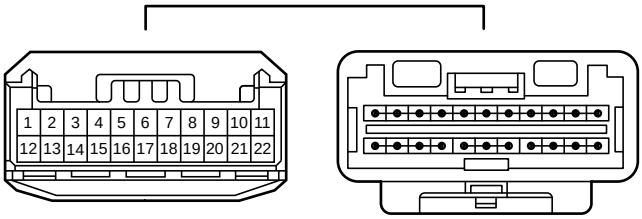

90980-12B54

A64
Black

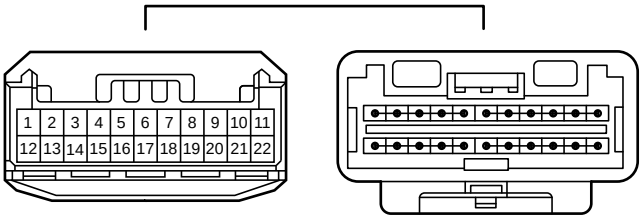

90980-12B54

C1
Black

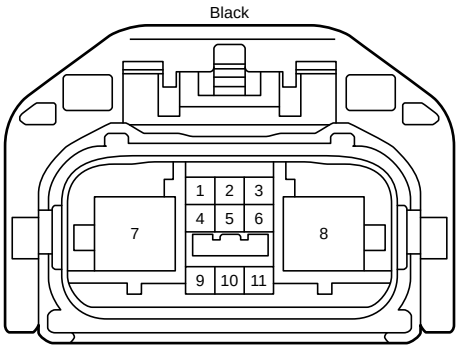

90980-12C57

F1
Black

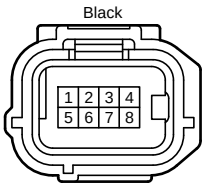

90980-12520

G10
Black

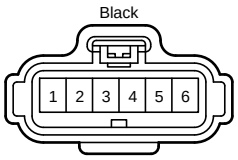

90980-11858

G42
Black

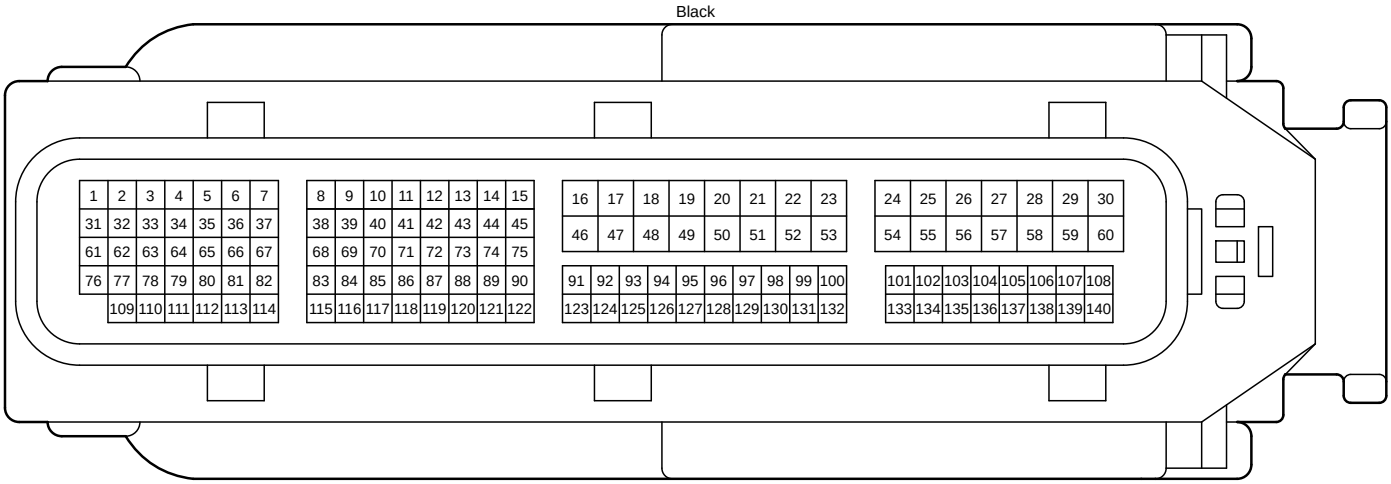

90980-12966

G79
Gray

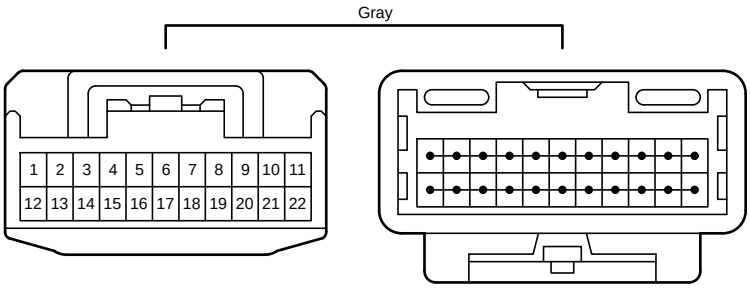

90980-12372

P12
White

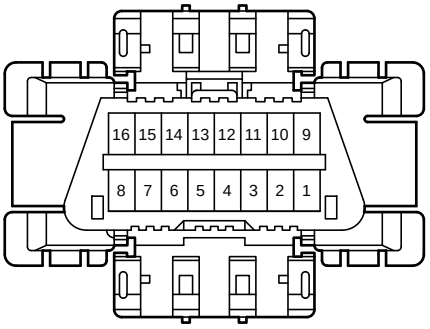

90980-11665

P19
Black

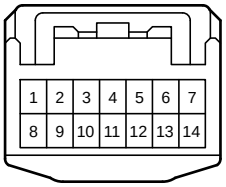

90980-12370

P21
White

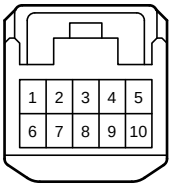

90980-12368

P22
Black

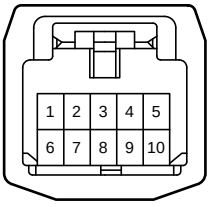

82824-78040

P25
Black

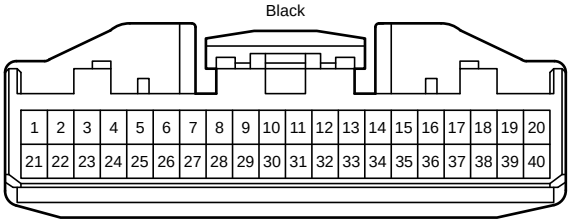

90980-12557

P35
Black

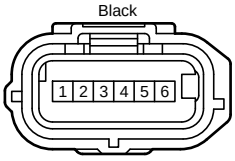

90980-12303

P59
Black

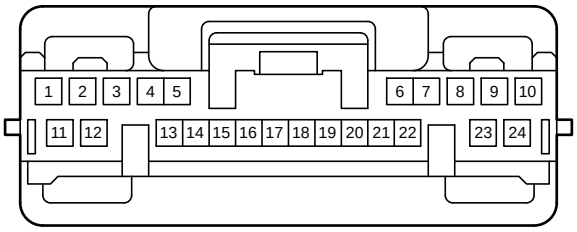

90980-12912

P61
Blue

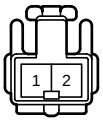

90980-10860

P62
White

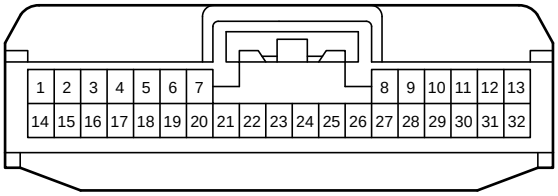

90980-12422

P63
White

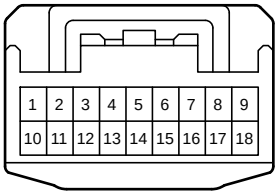

90980-12412

P74
White

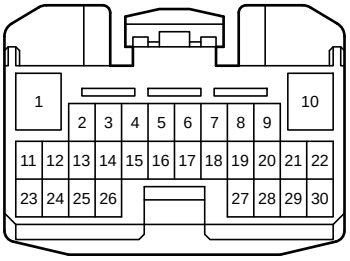

90980-12562

P75
White

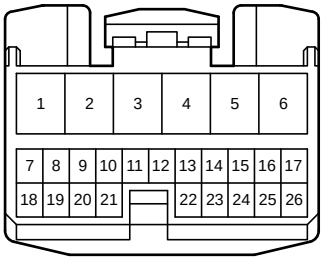

90980-12561

P76
White



90980-12553

P80
White

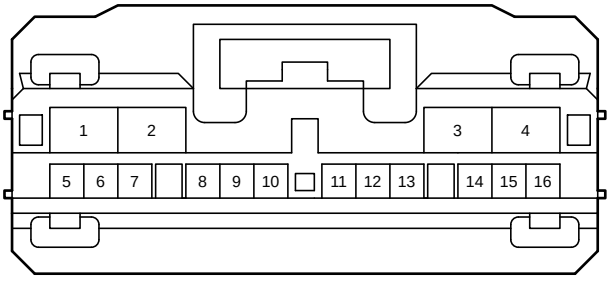

90980-12763

P107
White

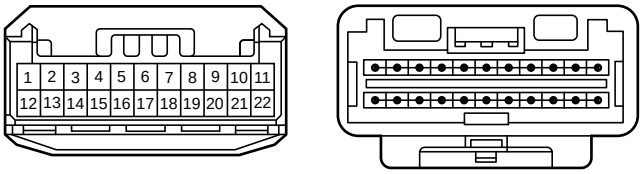

90980-12B54

P108
White

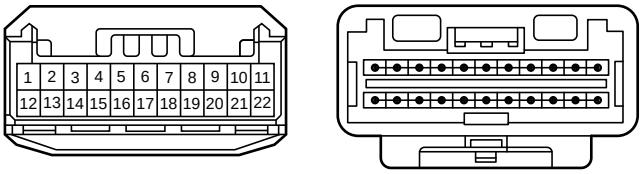

90980-12B54

P109
White

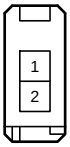

90980-12827

P110
White

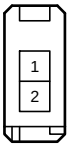

90980-12827

P111
White

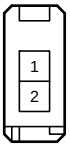

90980-12827

P112
White

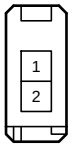

90980-12827

P113
White

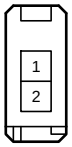

90980-12827

P117
Black

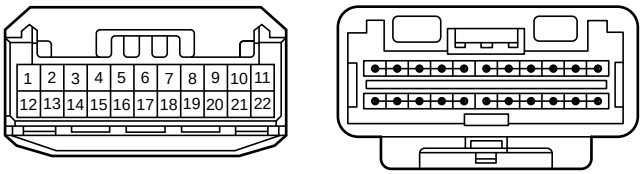

90980-12B54

P124
Black

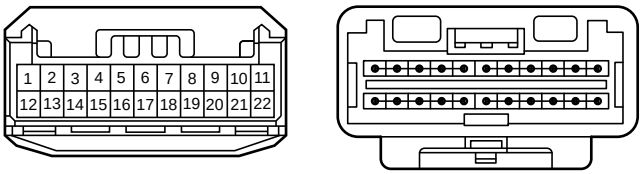

90980-12B54

P128
White

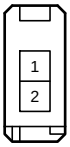

90980-12827

P130
White

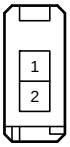

90980-12827

P132
White

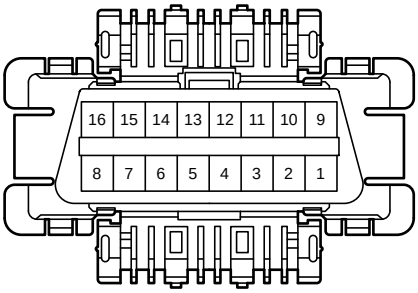

90980-12D97

X85
White

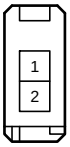

90980-12827

X87
White

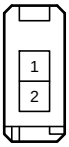

90980-12827

X88
White

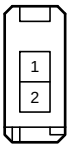

90980-12827

X92
White

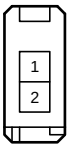

90980-12827

X102
White

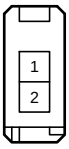

90980-12827

X103
White

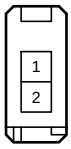

90980-12827

X105
White

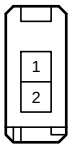

90980-12827

X114
White

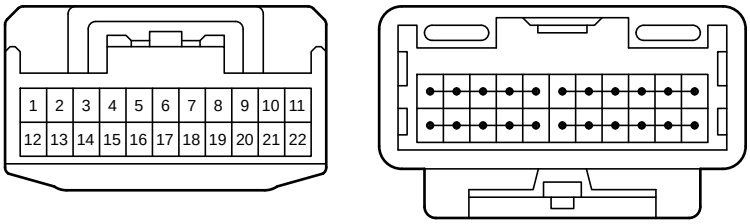

90980-12372

a5
Gray

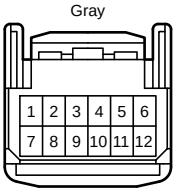

90980-12552

a7
Black

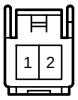

90980-12063

b10
Black

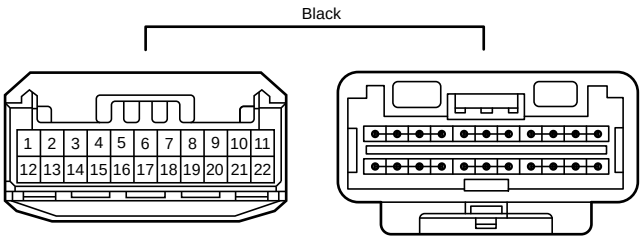

90980-12B54

z2
Black

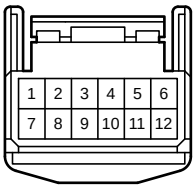

90980-12559

z22
White

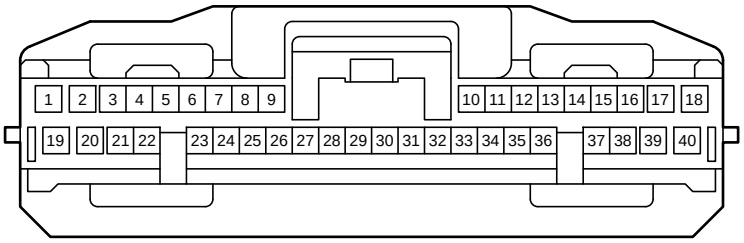

90980-12708

z34
White

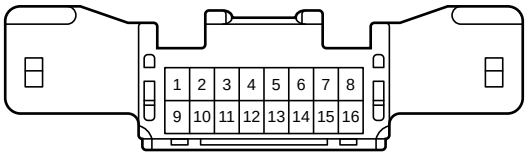

82824-11070

3A
White

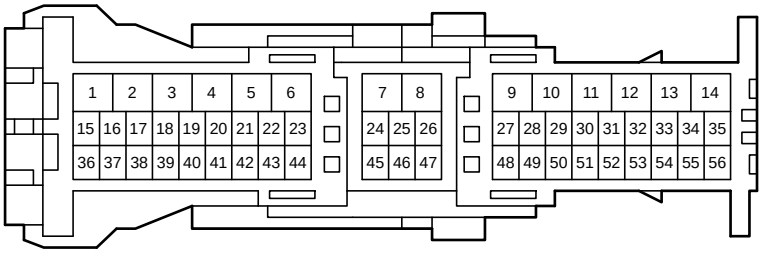

90980-12943

3B
White

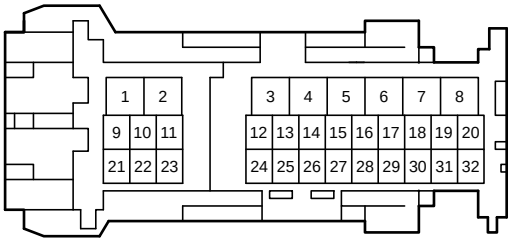

90980-12A48

4A
White

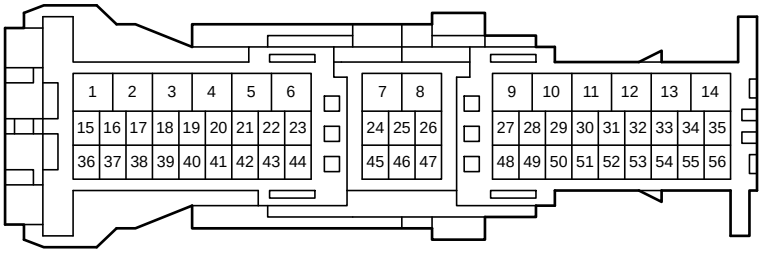

90980-12943

AC2
Black



90980-12520

90980-12519

AG1
White

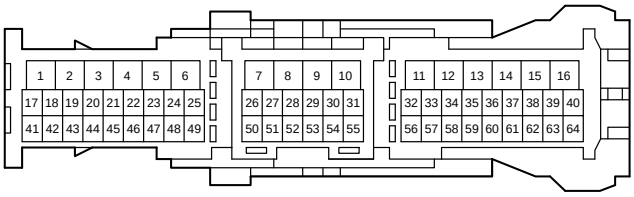

90980-12774

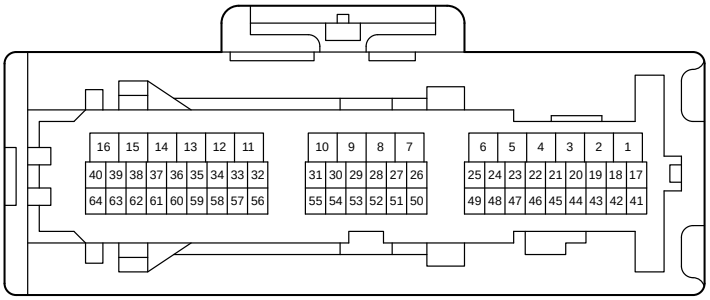

90980-12798

AX5
White

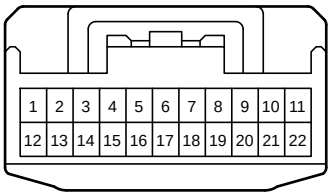

90980-12372

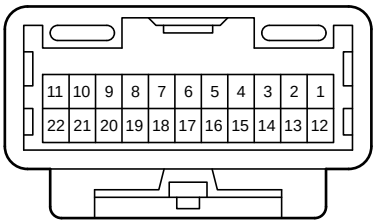

90980-12371

FA1
Black

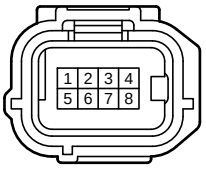

90980-12520

90980-12519

PA3
White

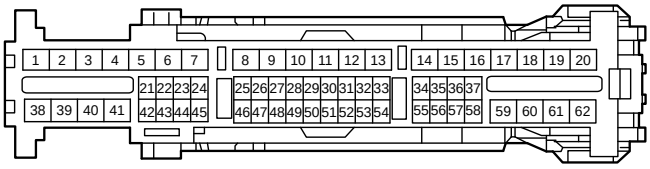

90980-12B22

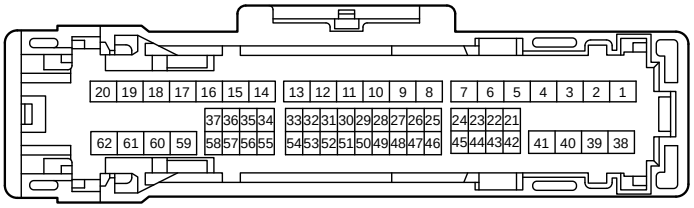

90980-12B21

PX2
White

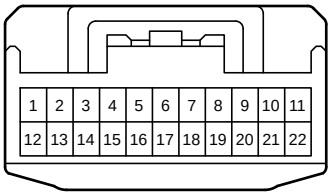

90980-12372

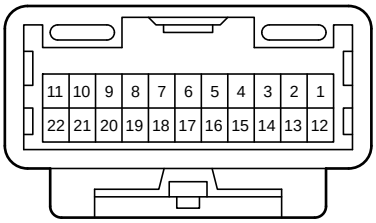

90980-12371

PX3
Gray

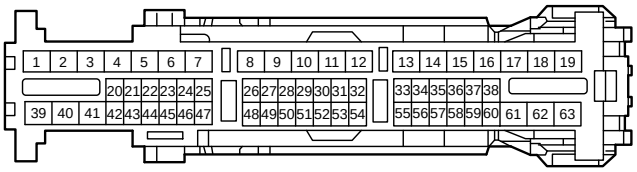

90980-12B20

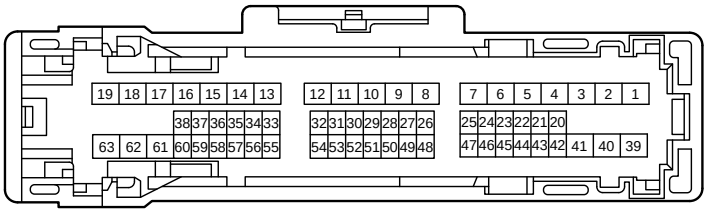

90980-12B19

PX4
White

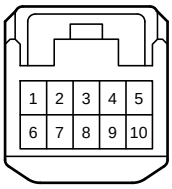

90980-12368

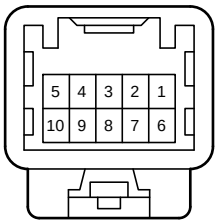

90980-12367

PZ1
White

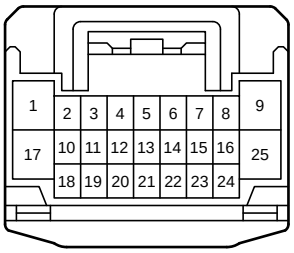

90980-12414

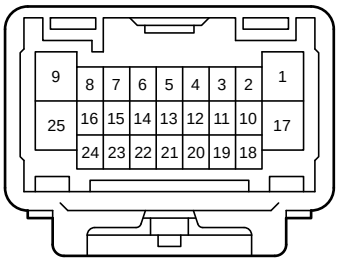

90980-12413

PZ2
Gray

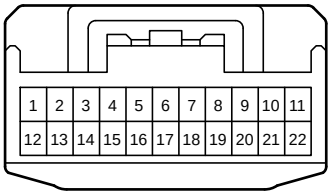

90980-12372

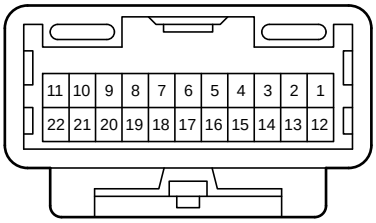

90980-12371

Za1
White

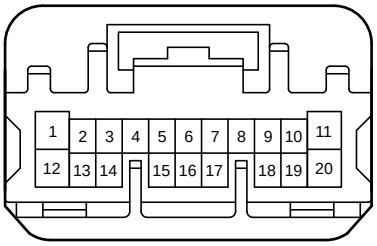

90980-12741

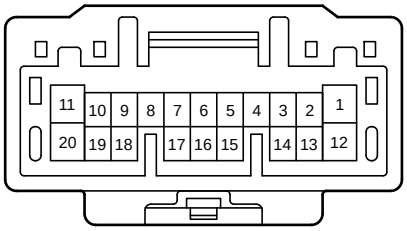

90980-12740

bX4
White

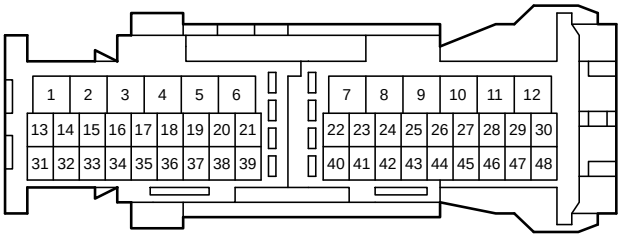

90980-12779

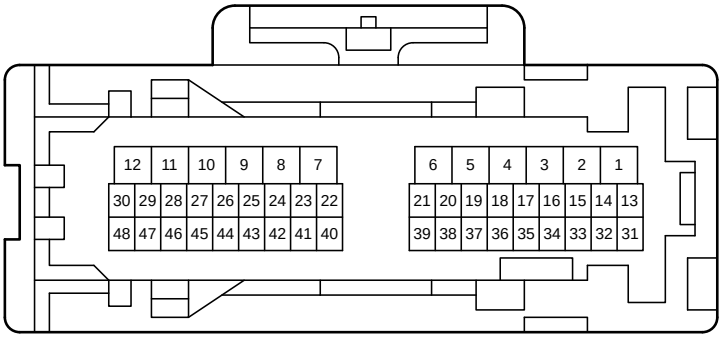

90980-12799