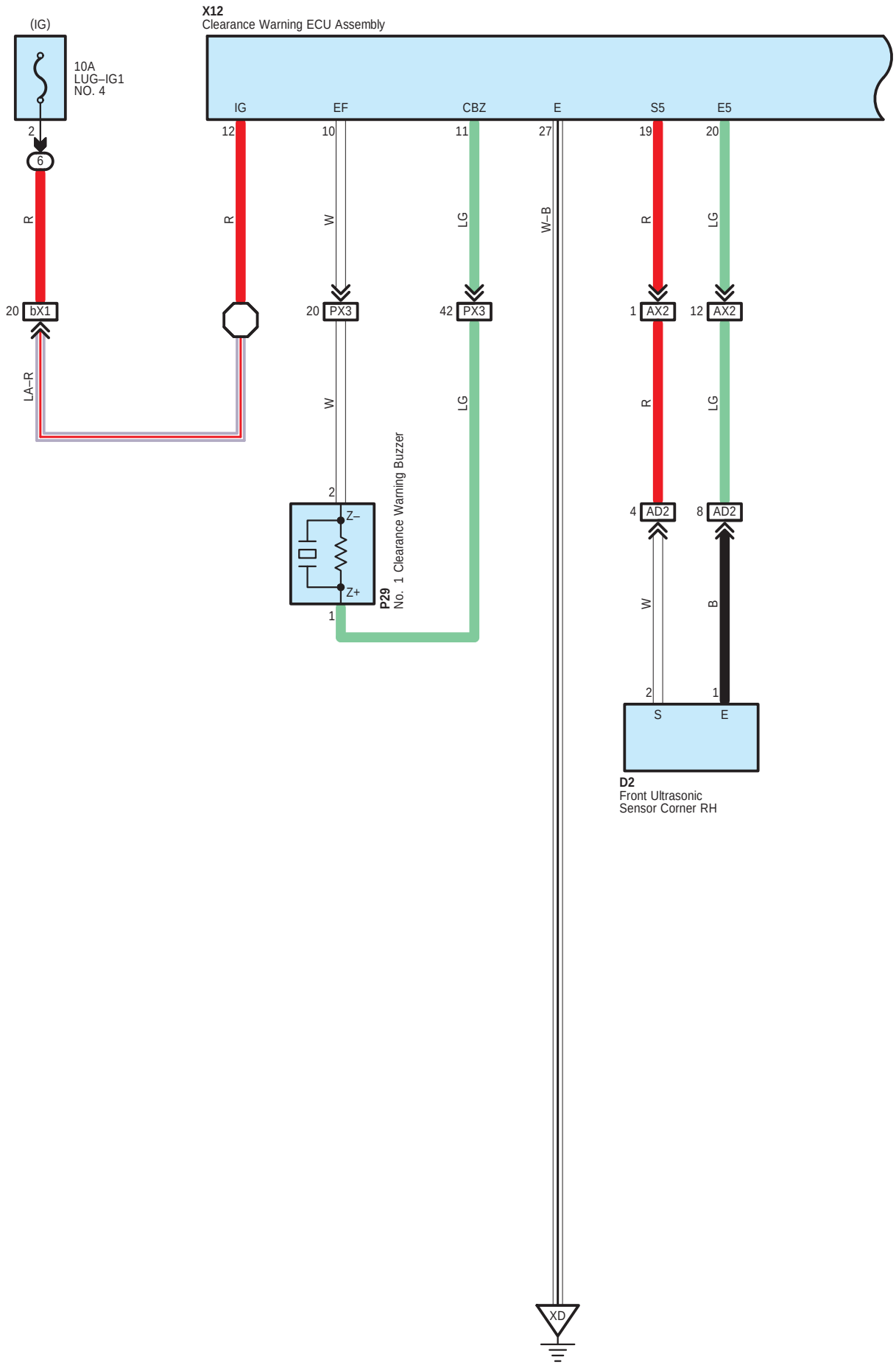
(IG)
10A
LUG–IG1
NO. 4
2
6
R
20 bX1
LA–R
X12
Clearance Warning ECU Assembly
IG
EF
CBZ
E
S5
E5
12
10
11
27
19
20
R
W
LG
W–B
R
LG
20 PX3
42 PX3
1 AX2
12 AX2
W
LG
R
LG
2
Z–
Z+
1
P29
No. 1 Clearance Warning Buzzer
4 AD2
8 AD2
W
B
2
1
S
E
D2
Front Ultrasonic
Sensor Corner RH
XD

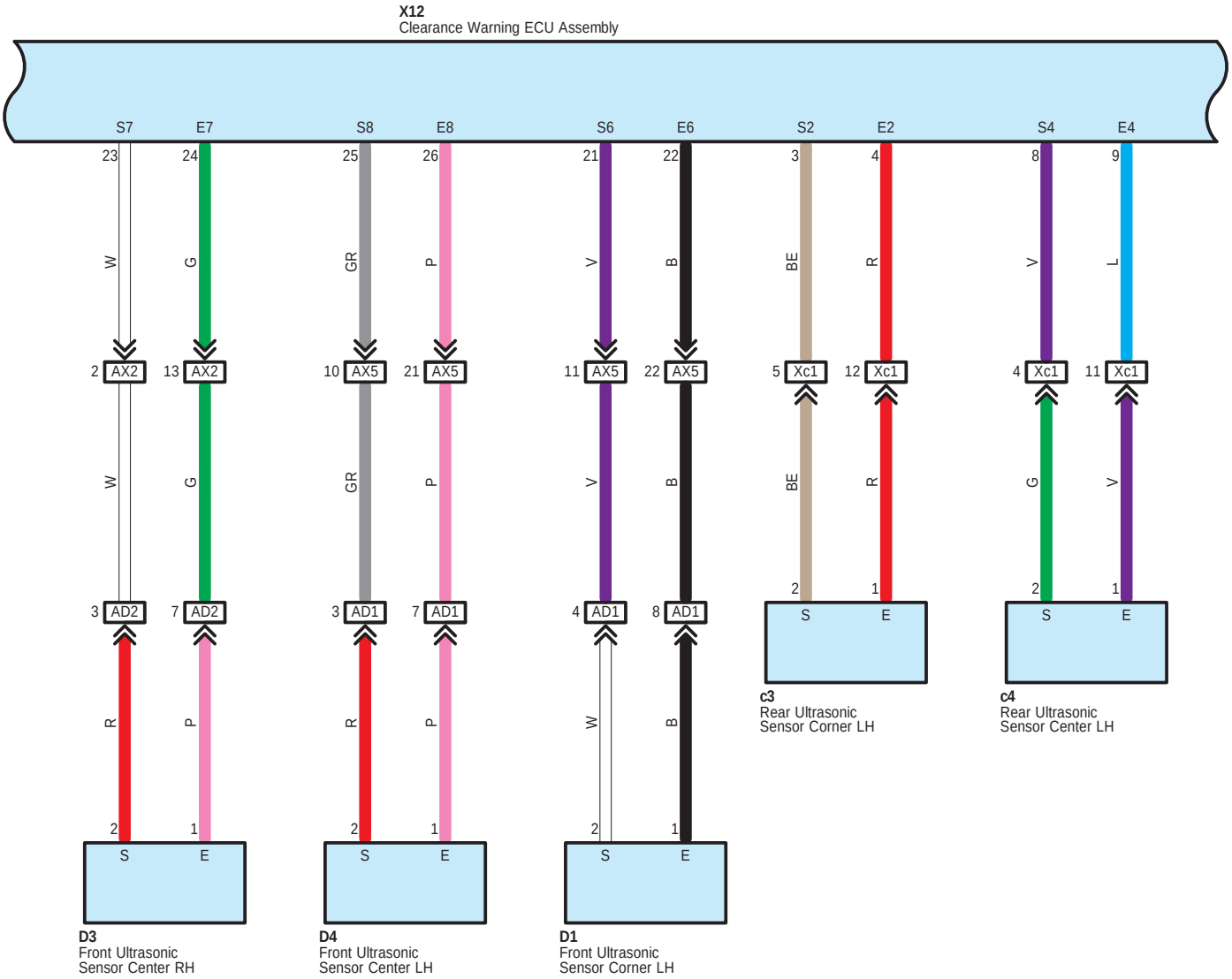
X12
Clearance Warning ECU Assembly
S7
E7
S8
E8
S6
E6
S2
E2
S4
E4
23
24
25
26
21
22
3
4
8
9
W
G
GR
P
V
B
BE
R
V
L
2 AX2
13 AX2
10 AX5
21 AX5
11 AX5
22 AX5
5 Xc1
12 Xc1
4 Xc1
11 Xc1
W
G
GR
P
V
B
BE
R
G
V
3 AD2
7 AD2
3 AD1
7 AD1
4 AD1
8 AD1
2
1
S
E
R
P
R
P
W
B
2
1
S
E
D3
Front Ultrasonic
Sensor Center RH
D4
Front Ultrasonic
Sensor Center LH
D1
Front Ultrasonic
Sensor Corner LH
c3
Rear Ultrasonic
Sensor Corner LH
c4
Rear Ultrasonic
Sensor Center LH

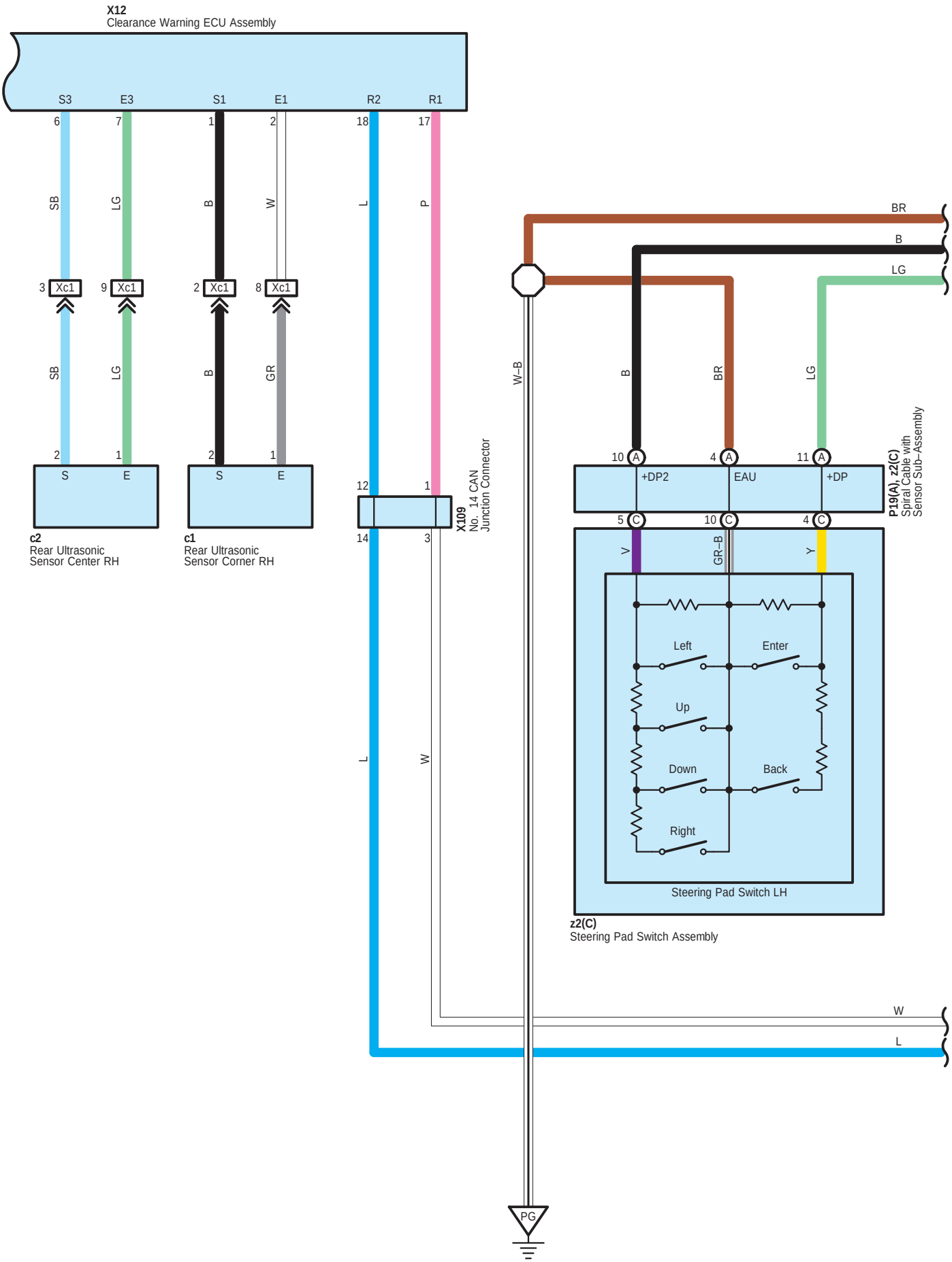
X12
Clearance Warning ECU Assembly
S3
E3
S1
E1
R2
R1
6
7
1
2
18
17
SB
LG
B
W
L
P
3
Xc1
9
Xc1
2
Xc1
8
Xc1
SB
LG
B
GR
2
1
2
1
S
E
S
E
c2
Rear Ultrasonic
Sensor Center RH
c1
Rear Ultrasonic
Sensor Corner RH
12
1
14
3
X109
No. 14 CAN
Junction Connector
L
W
W–B
BR
B
LG
B
BR
LG
10
A
4
A
11
A
+DP2
EAU
+DP
P19(A), z2(C)
Spiral Cable with
Sensor Sub–Assembly
5
C
10
C
4
C
V
GR–B
Y
Left
Enter
Up
Down
Back
Right
Steering Pad Switch LH
z2(C)
Steering Pad Switch Assembly
W
L
PG

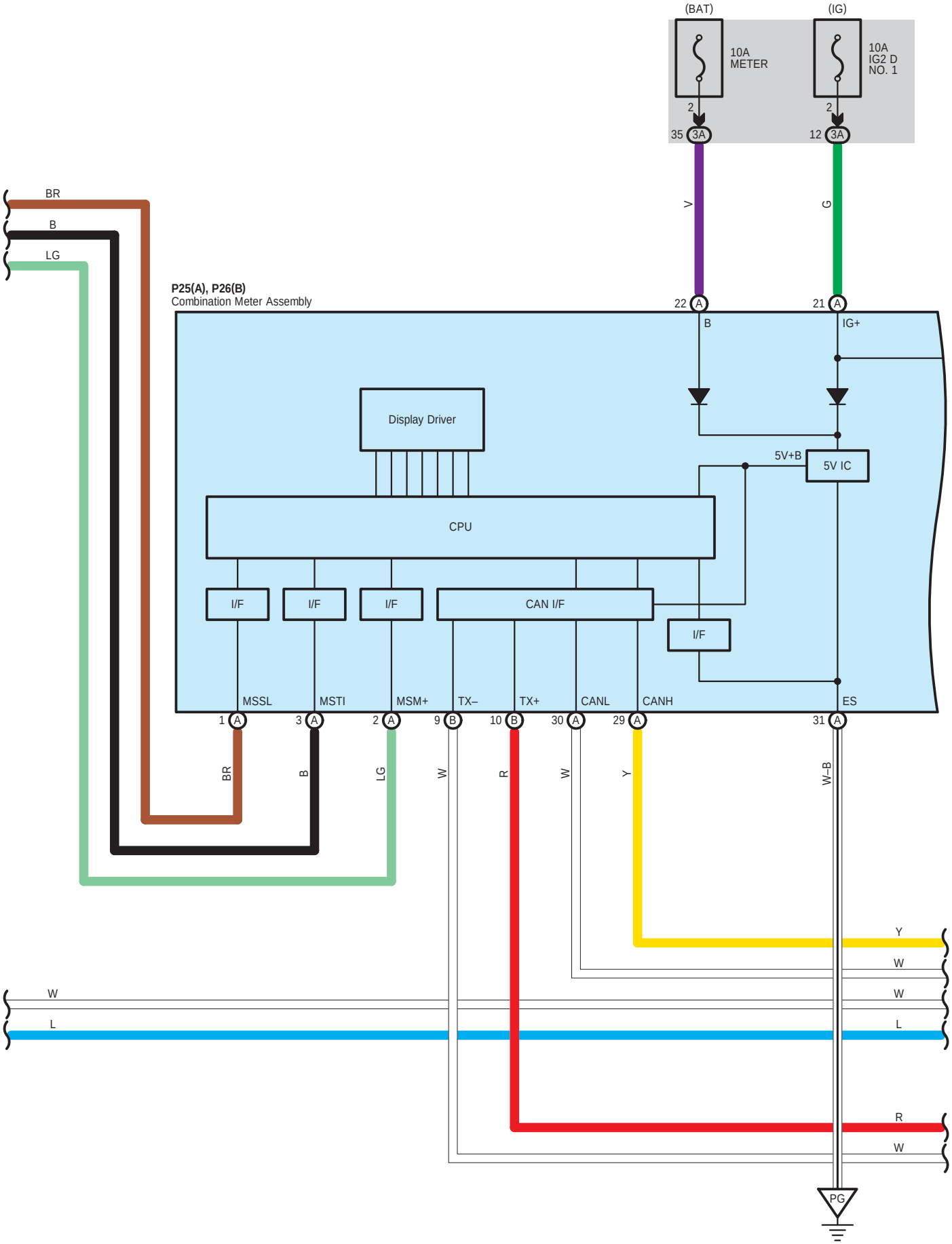
(BAT)
(IG)
10A
METER
10A
IG2 D
NO. 1
2
35 3A
12 3A
V
G
BR
B
LG
P25(A), P26(B)
Combination Meter Assembly
22 A
21 A
B
IG+
Display Driver
5V+B
5V IC
CPU
I/F
I/F
I/F
CAN I/F
I/F
MSSL
MSTI
MSM+
TX–
TX+
CANL
CANH
ES
1 A
3 A
2 A
9 B
10 B
30 A
29 A
31 A
BR
B
LG
W
R
W
Y
W–B
Y
W
W
L
L
R
W
PG

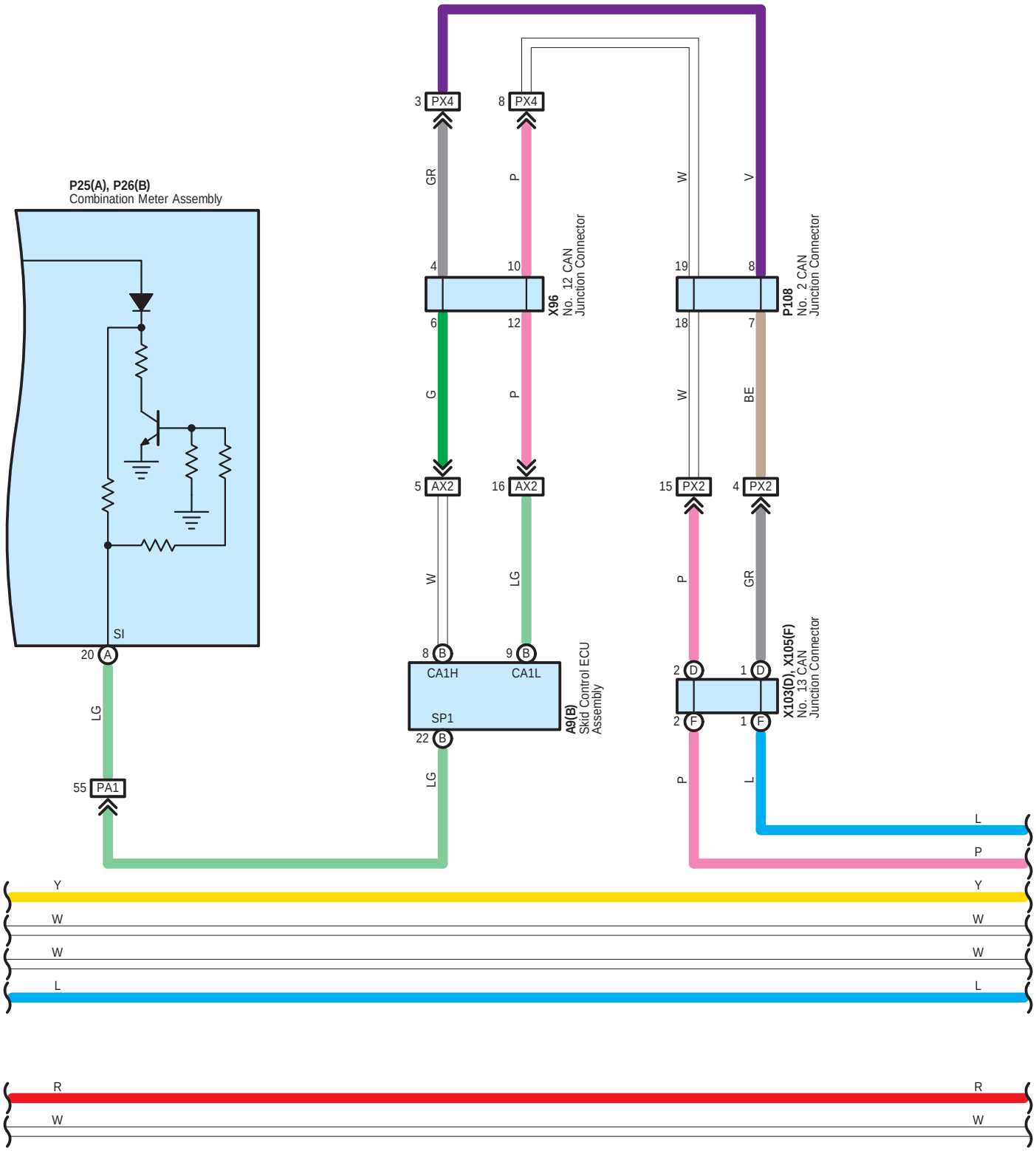
P25(A), P26(B)
Combination Meter Assembly
SI
20 A
LG
55 PA1
3 PX4
8 PX4
GR
P
W
V
4
10
19
8
X96
No. 12 CAN
Junction Connector
P108
No. 2 CAN
Junction Connector
6
12
18
7
G
P
W
BE
5 AX2
16 AX2
15 PX2
4 PX2
W
LG
P
GR
8 B
9 B
CA1H
CA1L
SP1
22 B
A9(B)
Skid Control ECU
Assembly
2 D
1 D
2 F
1 F
X103(D), X105(F)
No. 13 CAN
Junction Connector
LG
P
L
L
P
Y
Y
W
W
W
W
L
L
R
R
W
W

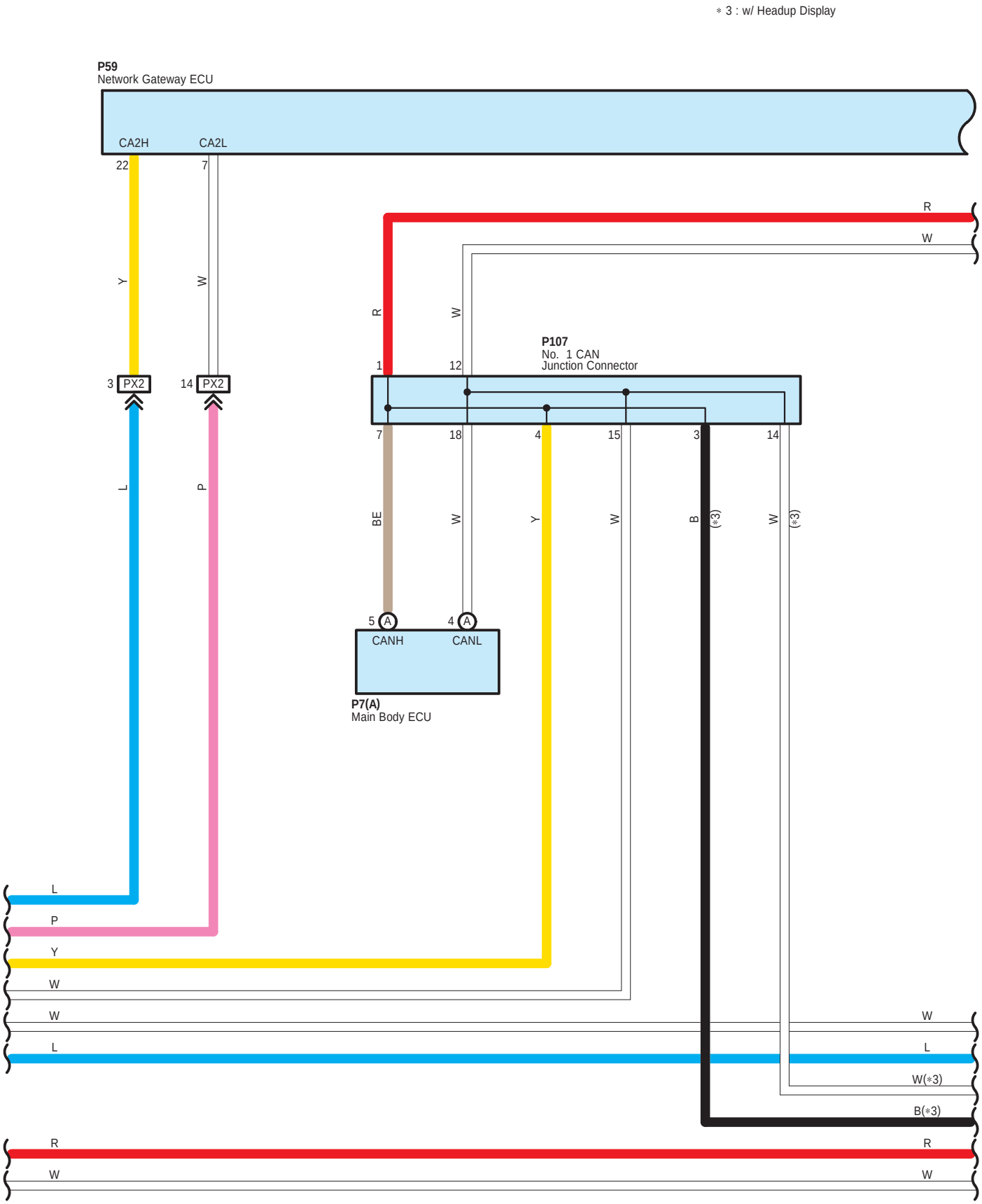
＊3 : w/ Headup Display
P59
Network Gateway ECU
CA2H
CA2L
22
7
Y
W
3
PX2
14
PX2
L
P
R
W
R
W
P107
No. 1 CAN
Junction Connector
1
12
7
18
4
15
3
14
BE
W
Y
W
B
(＊3)
W
(＊3)
5
A
4
A
CANH
CANL
P7(A)
Main Body ECU
L
P
Y
W
W
L
W
L
W(＊3)
B(＊3)
R
W
R
W

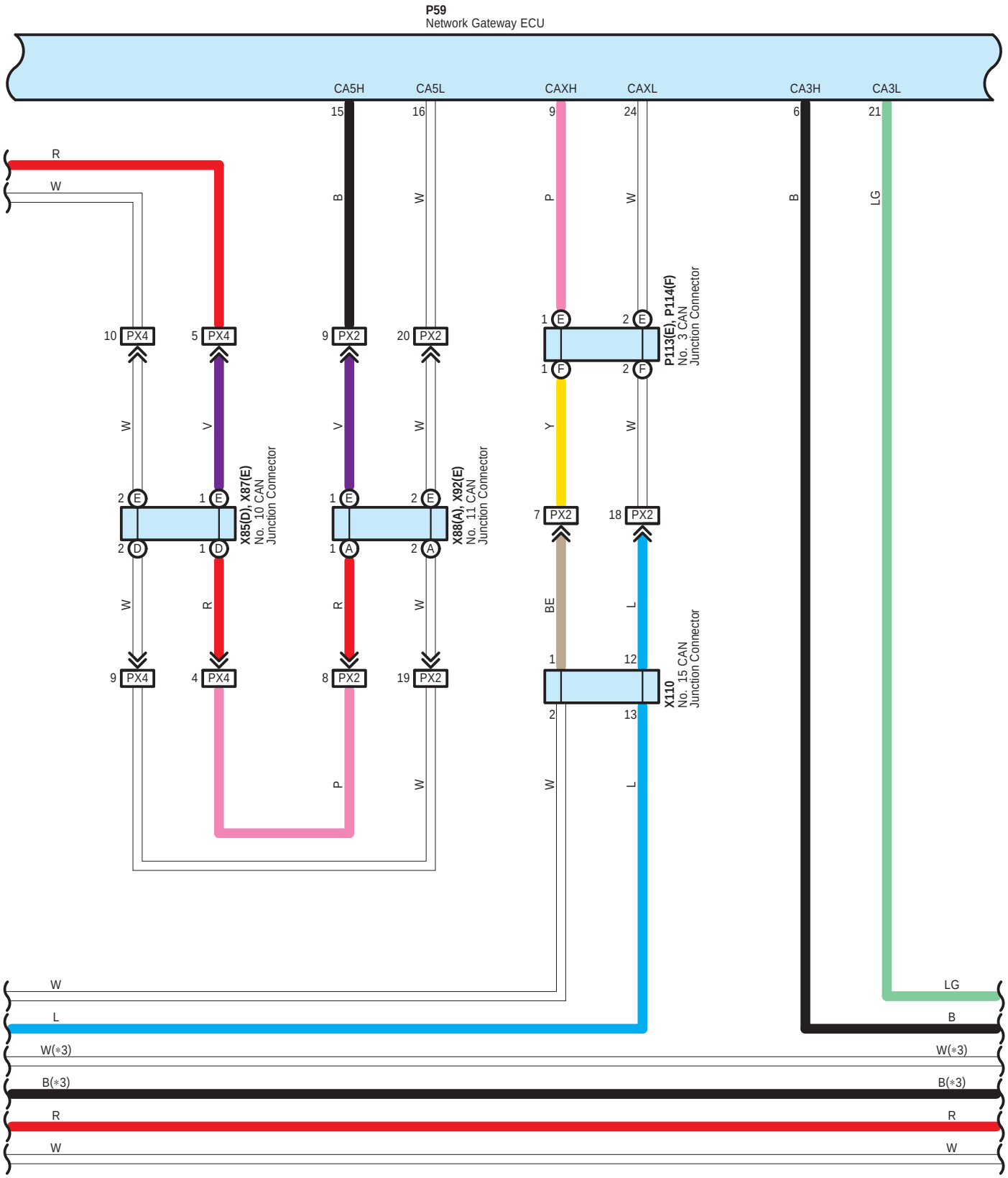
P59
Network Gateway ECU
CA5H
CA5L
CAXH
CAXL
CA3H
CA3L
15
16
9
24
6
21
R
W
B
W
P
W
B
LG
10 PX4
5 PX4
9 PX2
20 PX2
1 E
2 E
1 F
2 F
P113(E), P114(F)
No. 3 CAN
Junction Connector
W
V
V
W
Y
W
2 E
1 E
1 E
2 E
2 D
1 D
1 A
2 A
X85(D), X87(E)
No. 10 CAN
Junction Connector
X88(A), X92(E)
No. 11 CAN
Junction Connector
7 PX2
18 PX2
W
R
R
W
BE
L
9 PX4
4 PX4
8 PX2
19 PX2
1
12
2
13
X110
No. 15 CAN
Junction Connector
P
W
W
L
W
L
LG
B
W(*3)
W(*3)
B(*3)
B(*3)
R
R
W
W

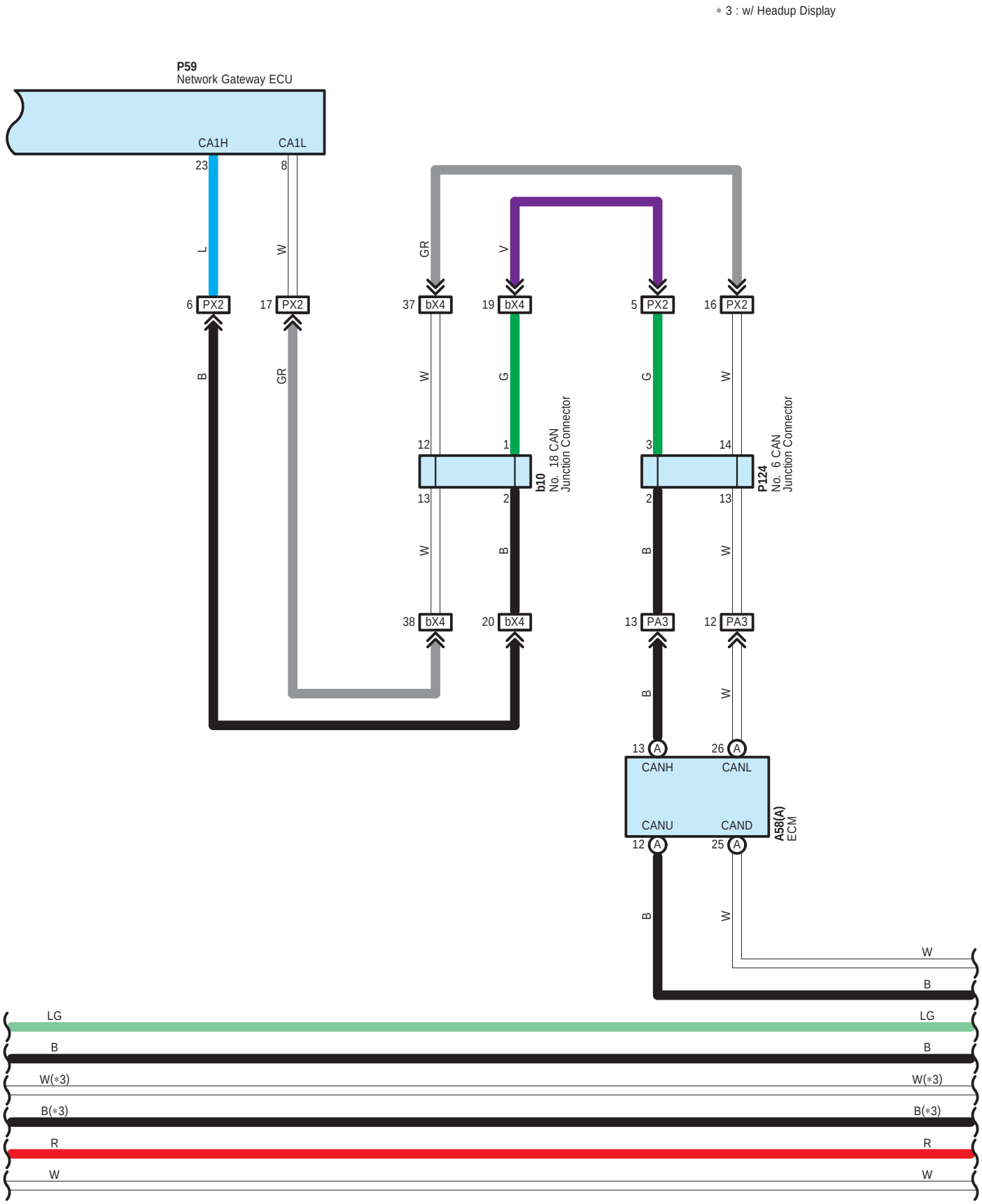
∗ 3 : w/ Headup Display
P59
Network Gateway ECU
CA1H
CA1L
23
8
L
W
6 PX2
17 PX2
B
GR
GR
V
37 bX4
19 bX4
5 PX2
16 PX2
W
G
G
W
12
1
3
14
b10
No. 18 CAN
Junction Connector
P124
No. 6 CAN
Junction Connector
13
2
2
13
W
B
B
W
38 bX4
20 bX4
13 PA3
12 PA3
B
W
13 A
26 A
CANH
CANL
CANU
CAND
A58(A)
ECM
12 A
25 A
B
W
W
B
LG
LG
B
B
W(∗3)
W(∗3)
B(∗3)
B(∗3)
R
R
W
W

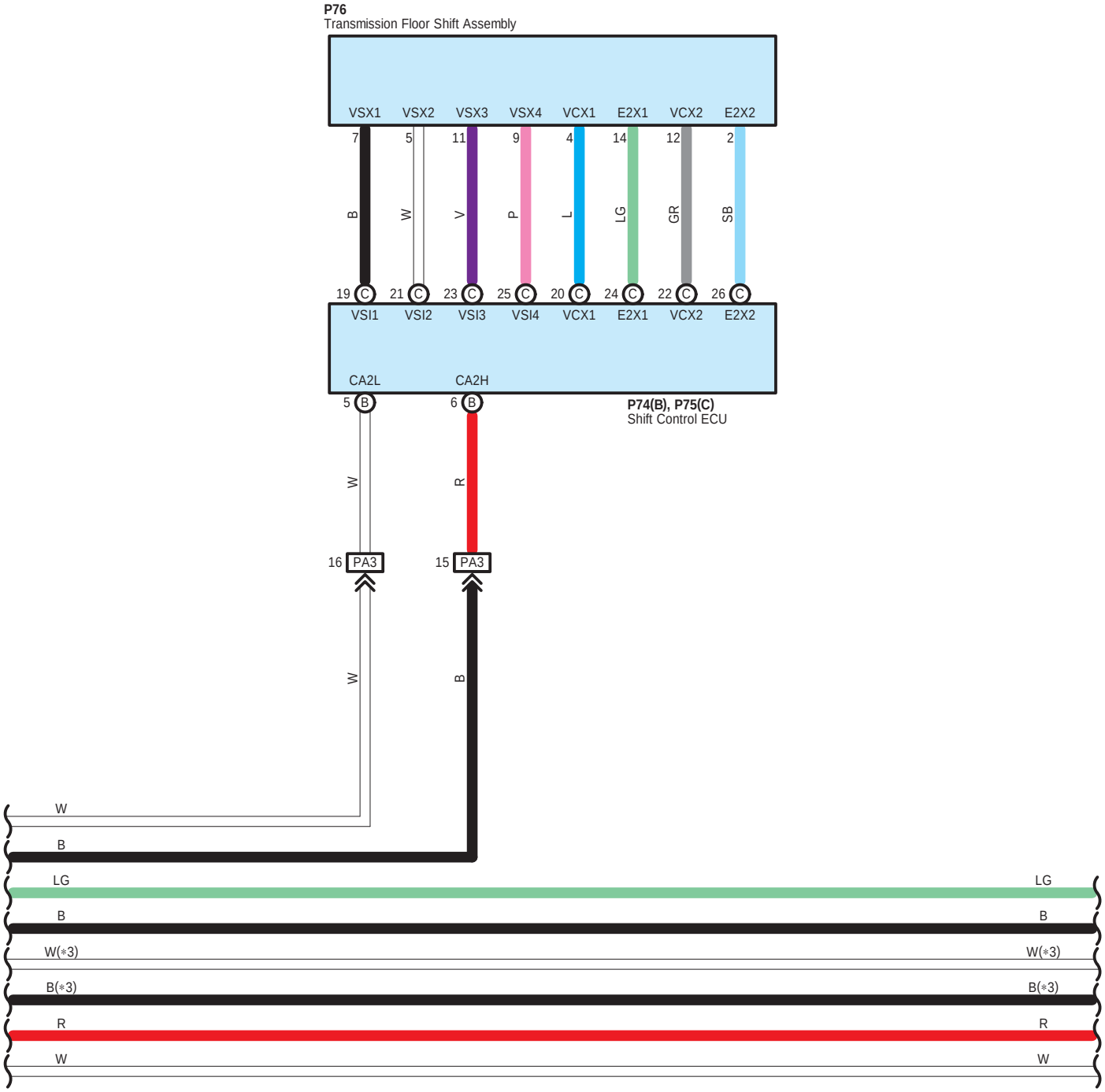
P76
Transmission Floor Shift Assembly
VSX1
VSX2
VSX3
VSX4
VCX1
E2X1
VCX2
E2X2
7
5
11
9
4
14
12
2
B
W
V
P
L
LG
GR
SB
19 C
21 C
23 C
25 C
20 C
24 C
22 C
26 C
VSI1
VSI2
VSI3
VSI4
VCX1
E2X1
VCX2
E2X2
CA2L
CA2H
5 B
6 B
P74(B), P75(C)
Shift Control ECU
W
R
16 PA3
15 PA3
W
B
W
B
LG
LG
B
B
W(*3)
W(*3)
B(*3)
B(*3)
R
R
W
W

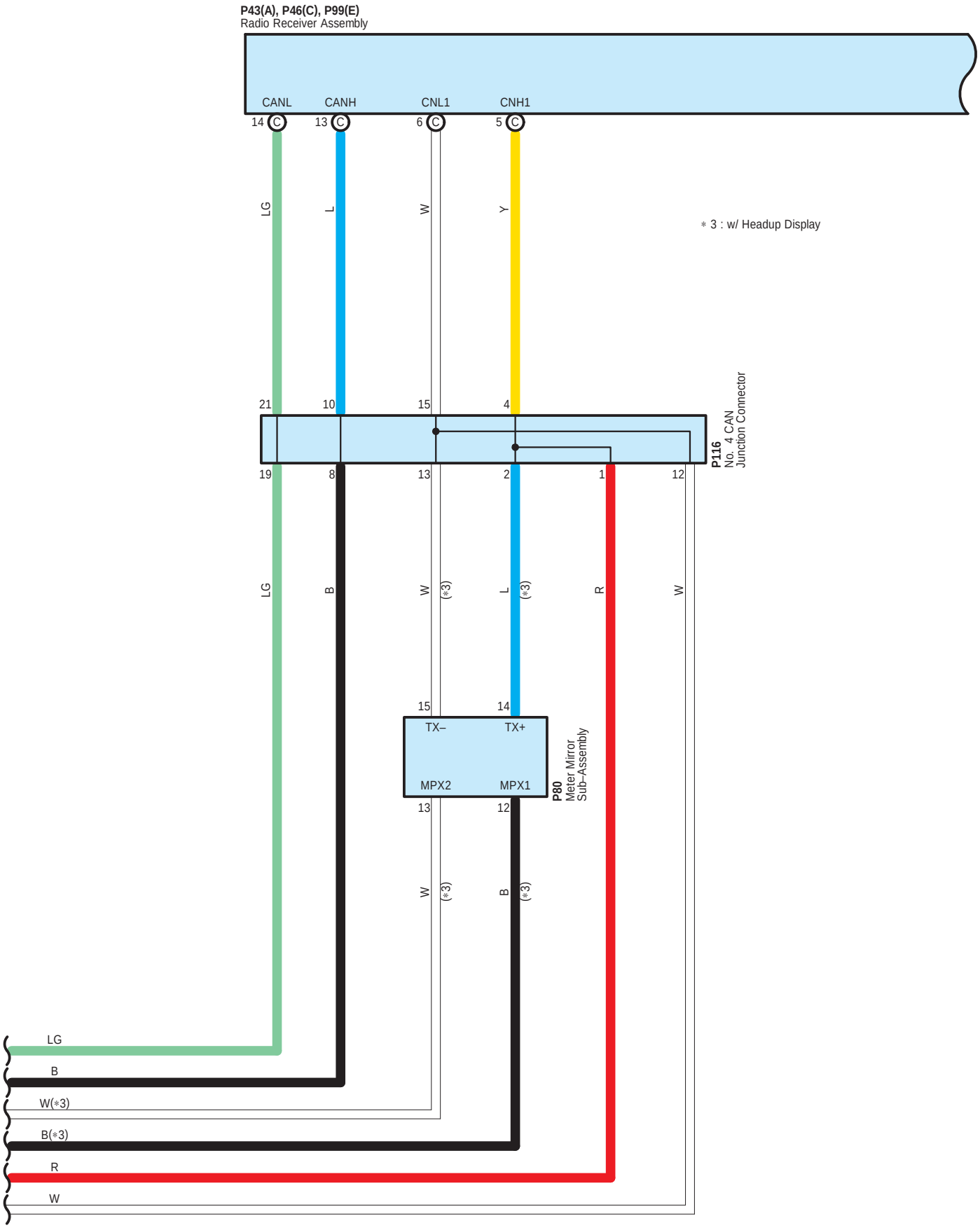
P43(A), P46(C), P99(E)
Radio Receiver Assembly
CANL
CANH
CNL1
CNH1
14 C
13 C
6 C
5 C
LG
L
W
Y
∗3 : w/ Headup Display
21
10
15
4
P116
No. 4 CAN
Junction Connector
19
8
13
2
1
12
LG
B
W
(∗3)
L
(∗3)
R
W
15
14
TX–
TX+
MPX2
MPX1
P80
Meter Mirror
Sub–Assembly
13
12
W
(∗3)
B
(∗3)
LG
B
W(∗3)
B(∗3)
R
W

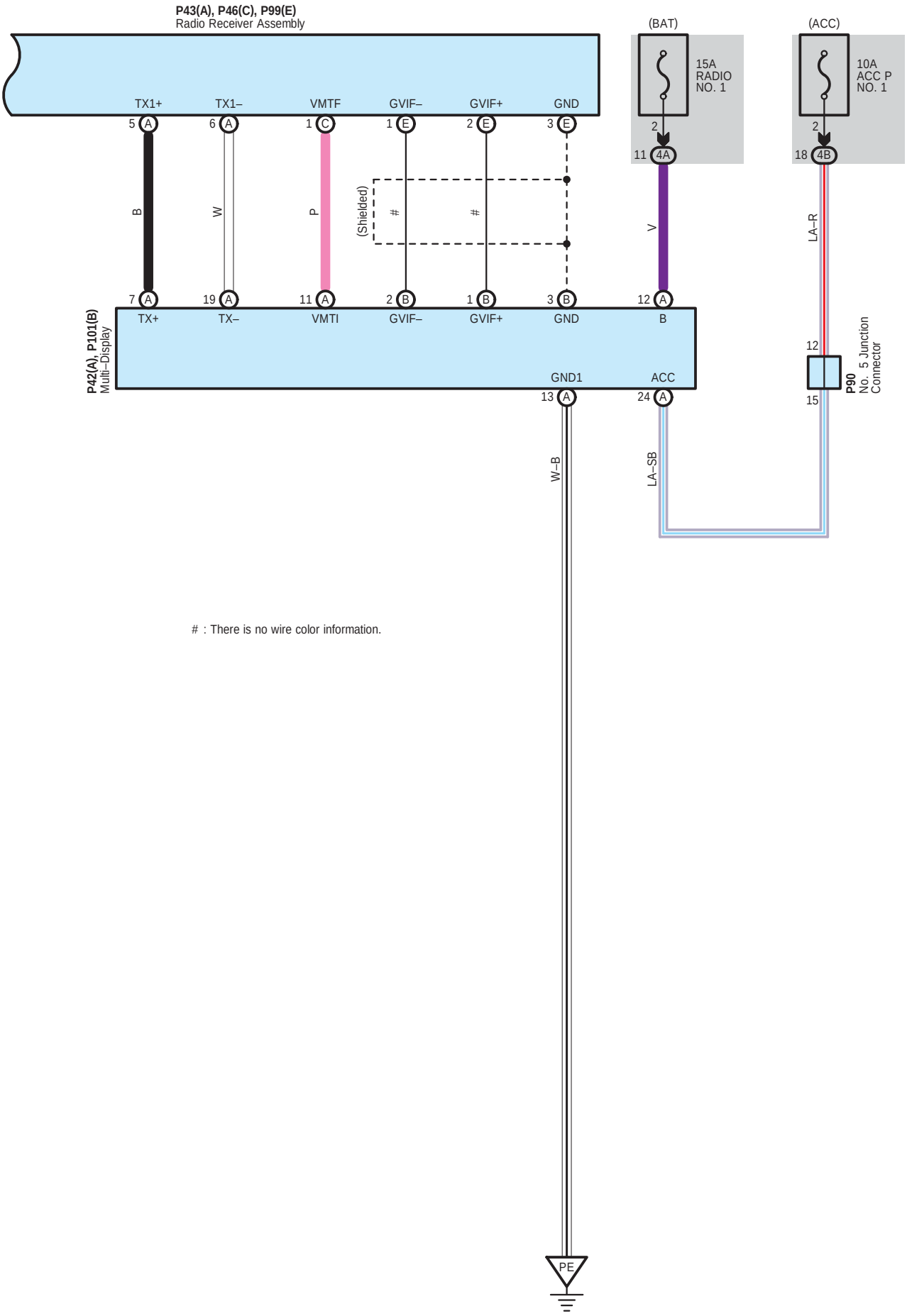

: There is no wire color information.

A9
Black

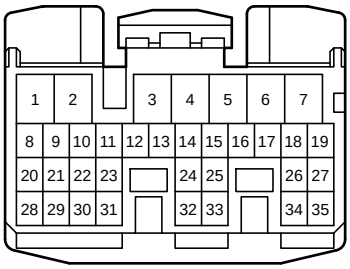

90980-12528

A58
Black

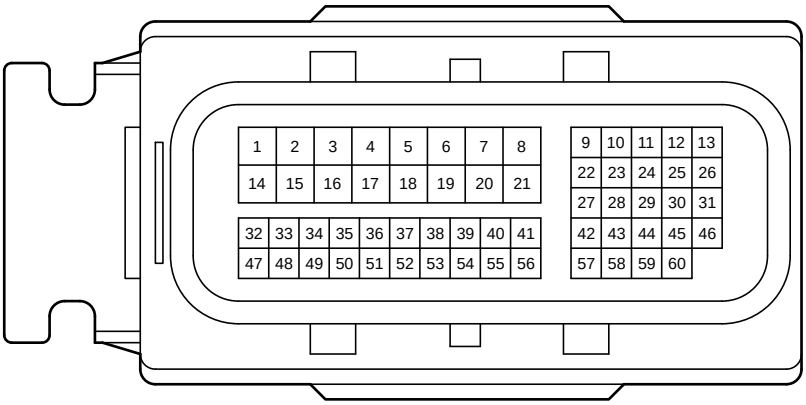

90980-12931

D1
Black

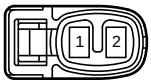

90980-11246

D2
Black

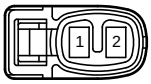

90980-11246

D3
Black

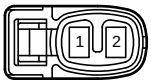

90980-11246

D4
Black

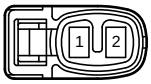

90980-11246

P7
Black

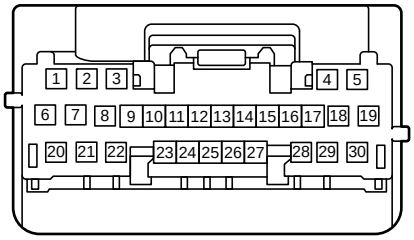

90980-12C62

P19
Black

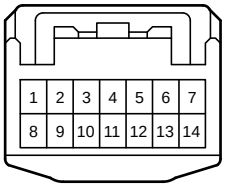

90980-12370

P25
Black

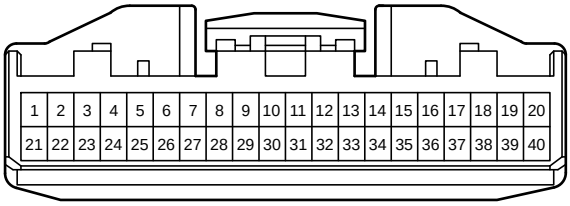

90980-12557

P26
Black

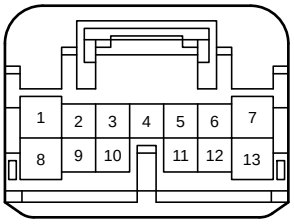

90980-12767

P29
Black

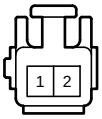

90980-10825

P42
Black

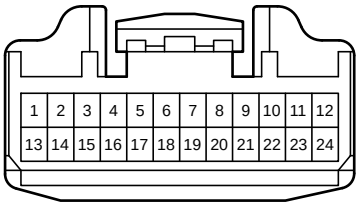

90980-12554

P43
White

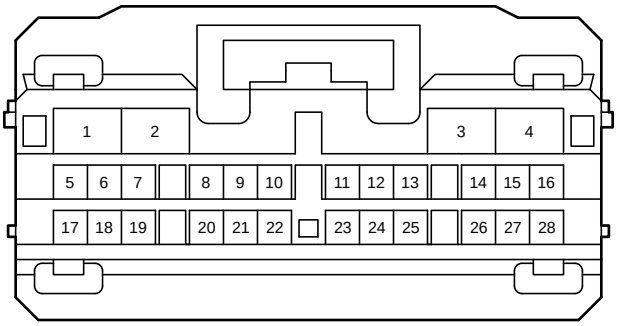

82824-52380

P46
White

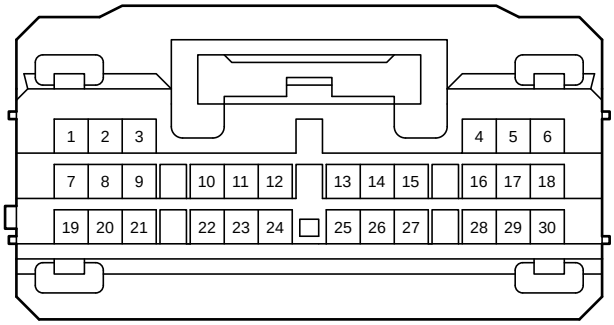

90980-12761

P59
Black

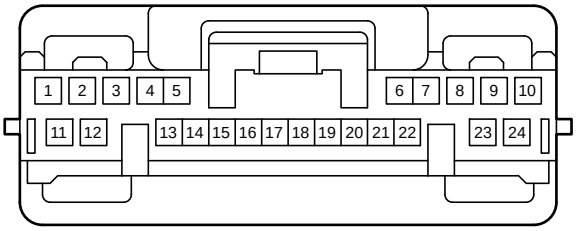

90980-12912

P74
White

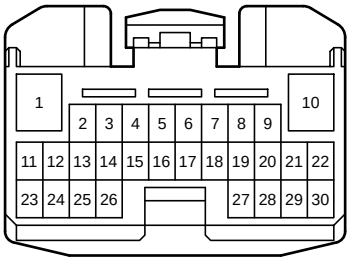

90980-12562

P75
White

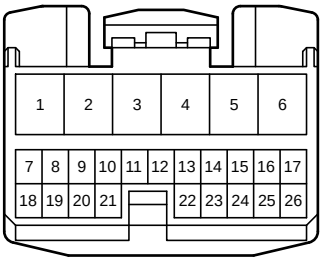

90980-12561

P76
White



90980-12553

P80
White

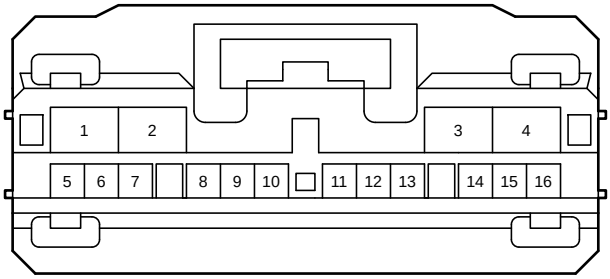

90980-12763

P90
White

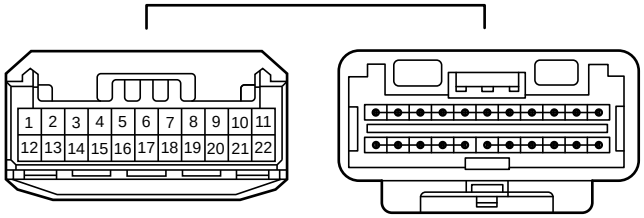

90980-12B54

P99
Blue

90980-12C80

P101
Blue

90980-12C80

P107
White

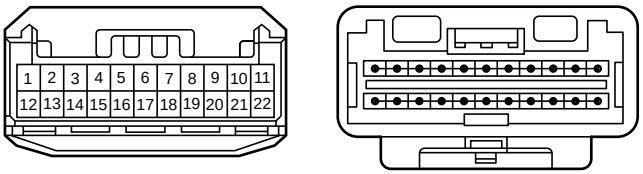

90980-12B54

P108
White

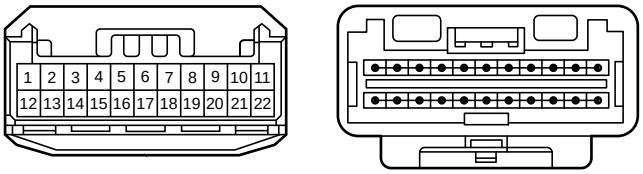

90980-12B54

P113
White

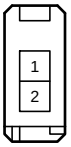

90980-12827

P114
White

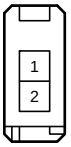

90980-12827

P116
Black

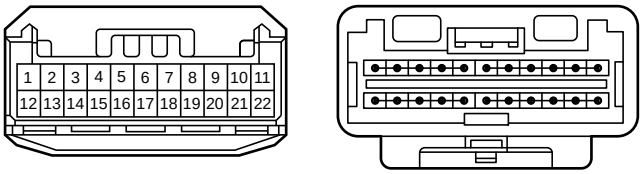

90980-12B54

P124
Black

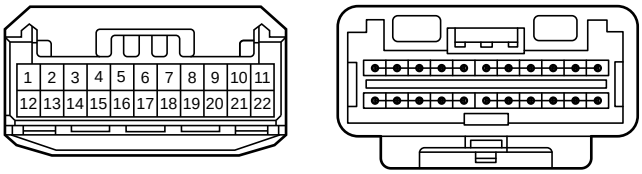

90980-12B54

X12
Black

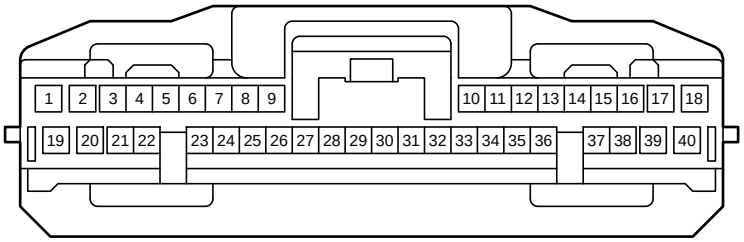

90980-12924

X85
White

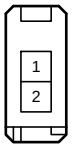

90980-12827

X87
White

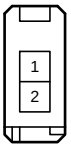

90980-12827

X88
White

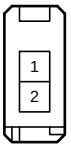

90980-12827

X92
White

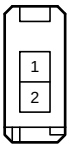

90980-12827

X96
White

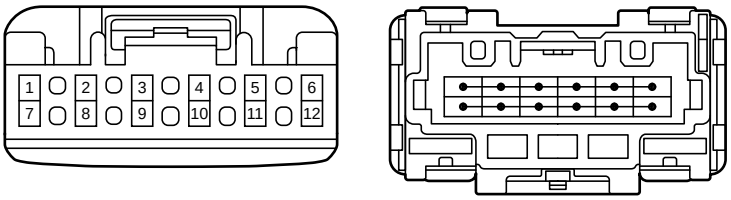

90980-12C68

X103
White

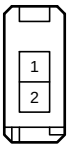

90980-12827

X105
White

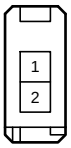

90980-12827

X109
White

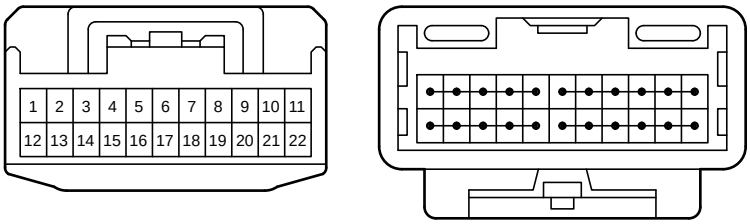

90980-12372

X110
White

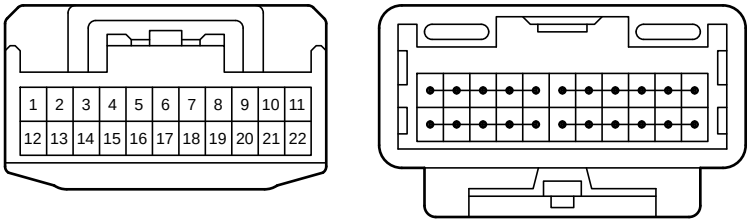

90980-12372

b10
Black

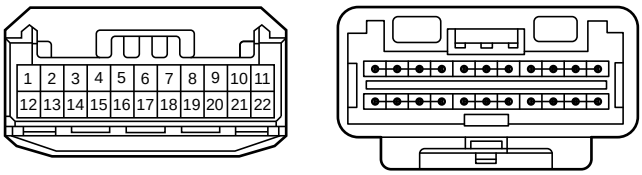

90980-12B54

c1
Black

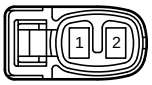

90980-11246

c2
Black

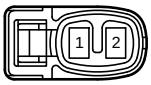

90980-11246

c3
Black

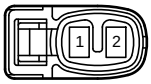

90980-11246

c4
Black

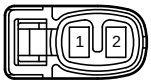

90980-11246

z2
Black

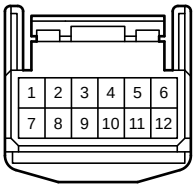

90980-12559

3A
White

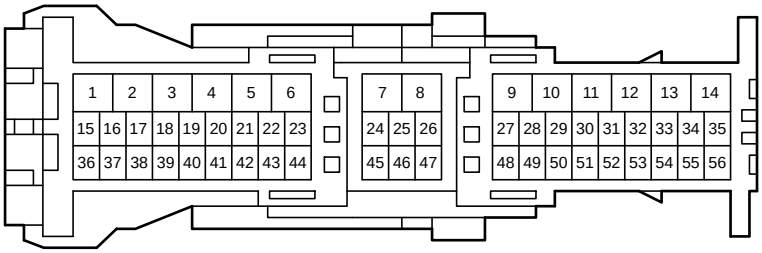

90980-12943

4A
White

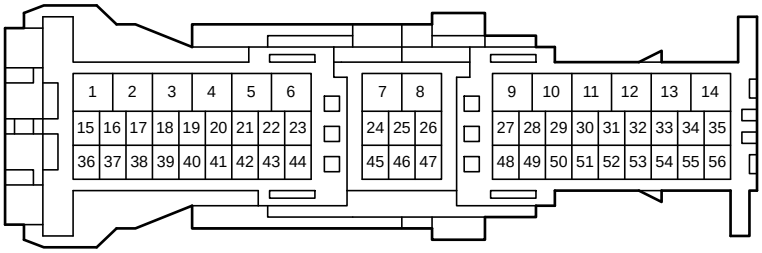

90980-12943

4B
White

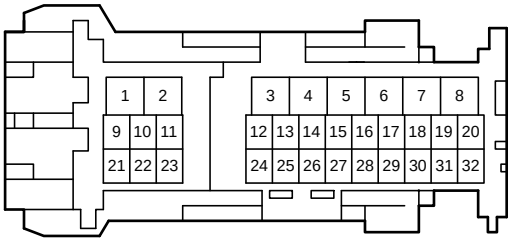

90980-12A48

AD1
Black

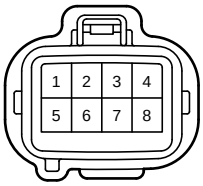

90980-10897

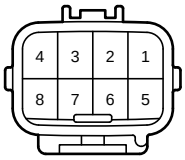

90980-10896

AD2
Black

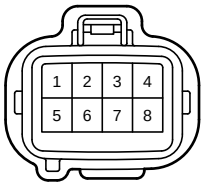

90980-10897

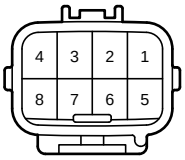

90980-10896

AX2
White

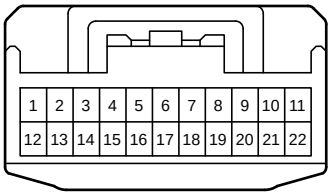

90980-12372

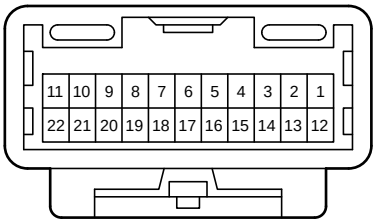

90980-12371

AX5
White

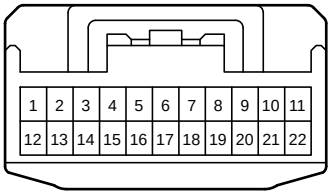

90980-12372

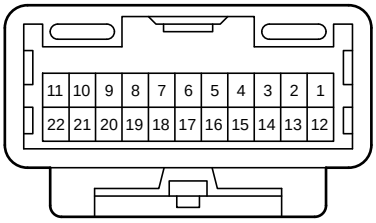

90980-12371

PA1
White

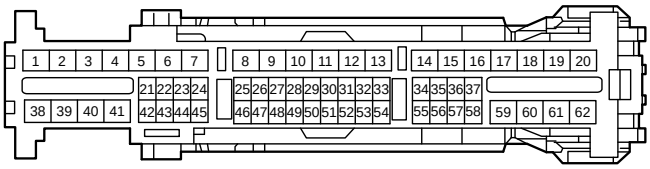

90980-12B22

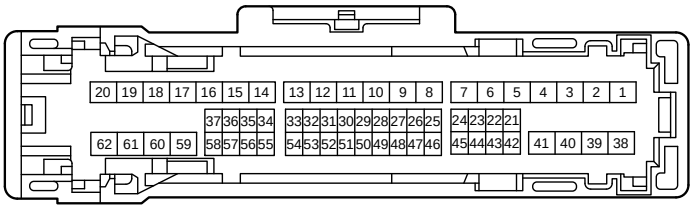

90980-12B21

PA3
White

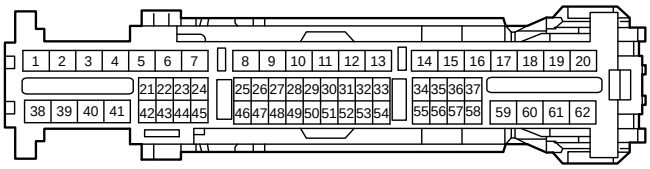

90980-12B22

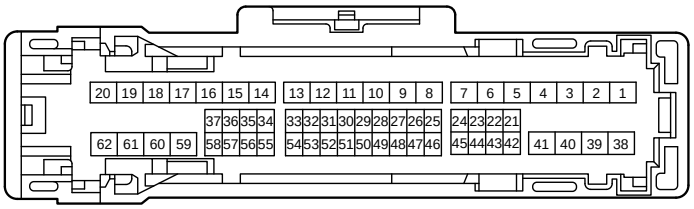

90980-12B21

PX2
White

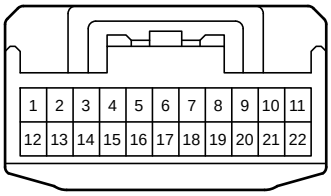

90980-12372

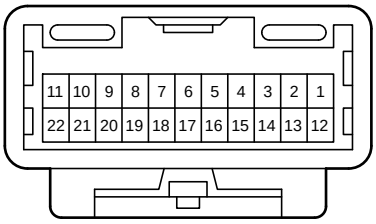

90980-12371

PX3
Gray

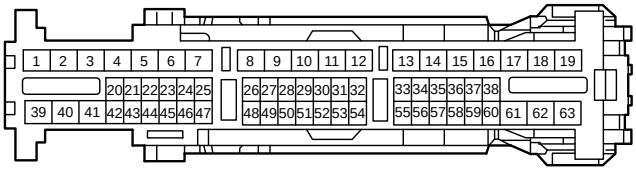

90980-12B20

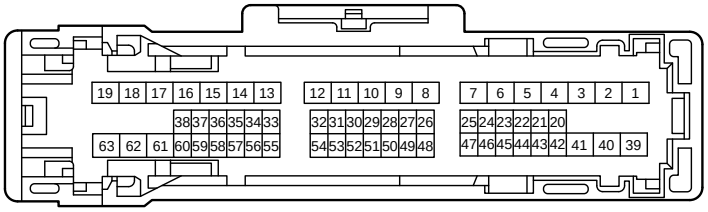

90980-12B19

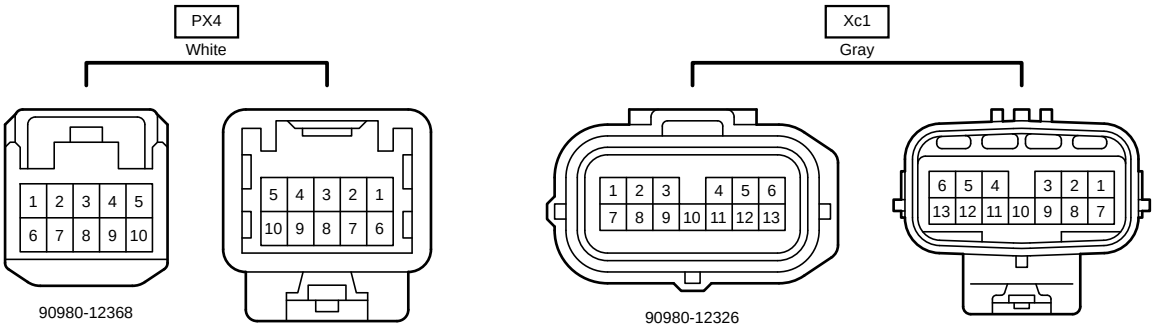

90980-12368

90980-12367

90980-12326

90980-12716

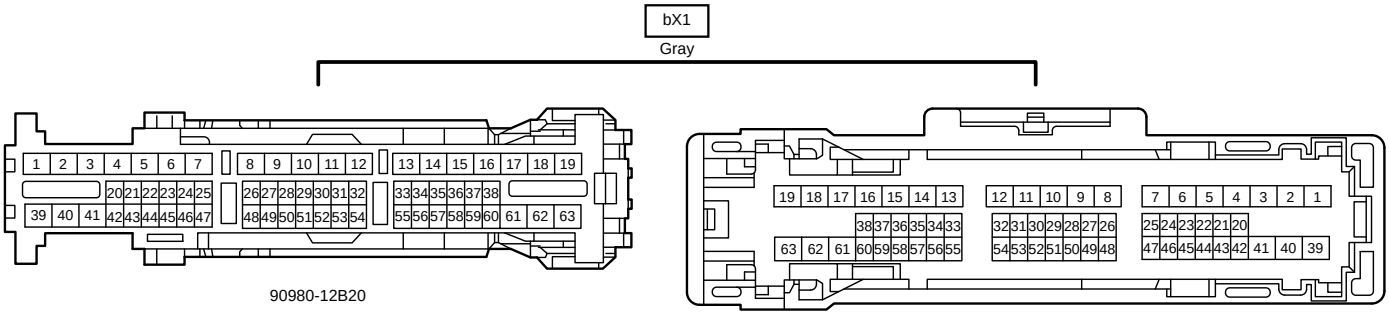

90980-12B20

90980-12B19

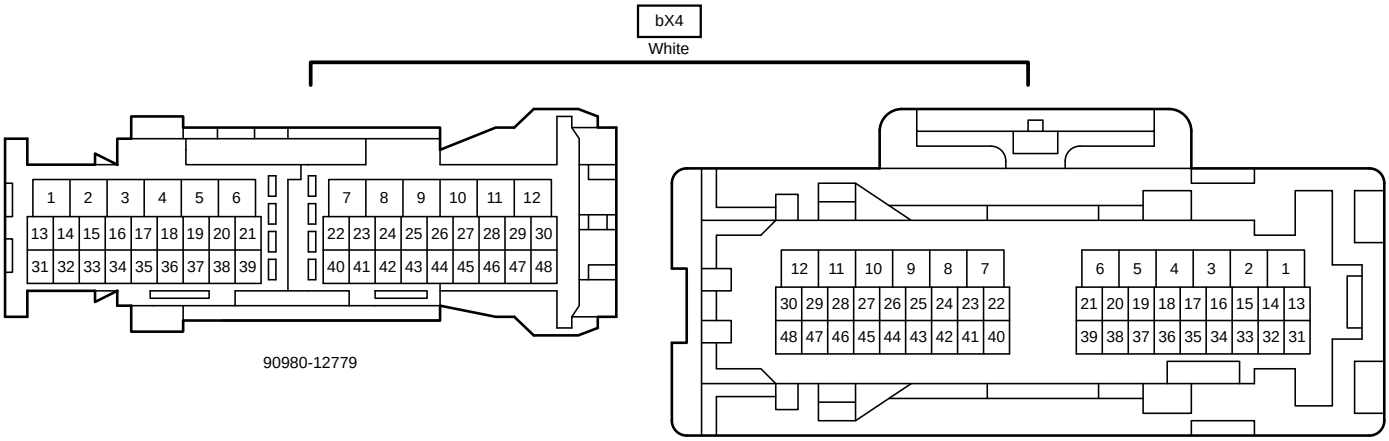

90980-12779

90980-12799