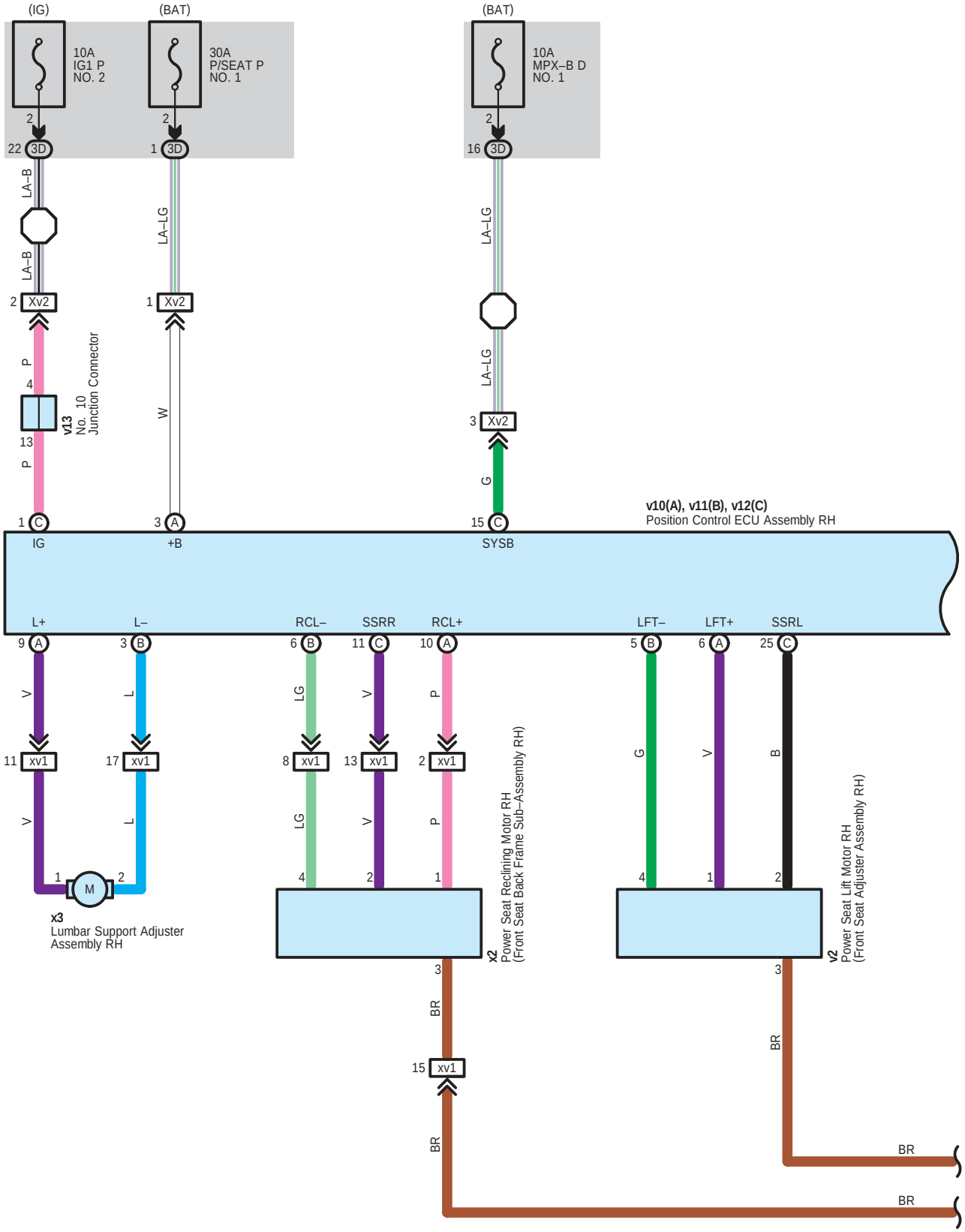
(IG)
(BAT)
(BAT)
10A
IG1 P
NO. 2
30A
P/SEAT P
NO. 1
10A
MPX–B D
NO. 1
22 3D
1 3D
16 3D
LA–B
LA–B
LA–LG
LA–LG
LA–LG
2 Xv2
1 Xv2
3 Xv2
P
4
13
P
v13
No. 10
Junction Connector
W
G
1 C
IG
3 A
+B
15 C
SYSB
v10(A), v11(B), v12(C)
Position Control ECU Assembly RH
L+
L–
RCL–
SSRR
RCL+
LFT–
LFT+
SSRL
9 A
3 B
6 B
11 C
10 A
5 B
6 A
25 C
V
L
LG
V
P
G
V
B
11 xv1
17 xv1
8 xv1
13 xv1
2 xv1
V
L
LG
V
P
1
2
M
x3
Lumbar Support Adjuster
Assembly RH
4
2
1
x2
Power Seat Reclining Motor RH
(Front Seat Back Frame Sub–Assembly RH)
4
1
2
v2
Power Seat Lift Motor RH
(Front Seat Adjuster Assembly RH)
3
BR
15 xv1
BR
3
BR
BR
BR

∗ 1 : 10 Way Power Seat Type

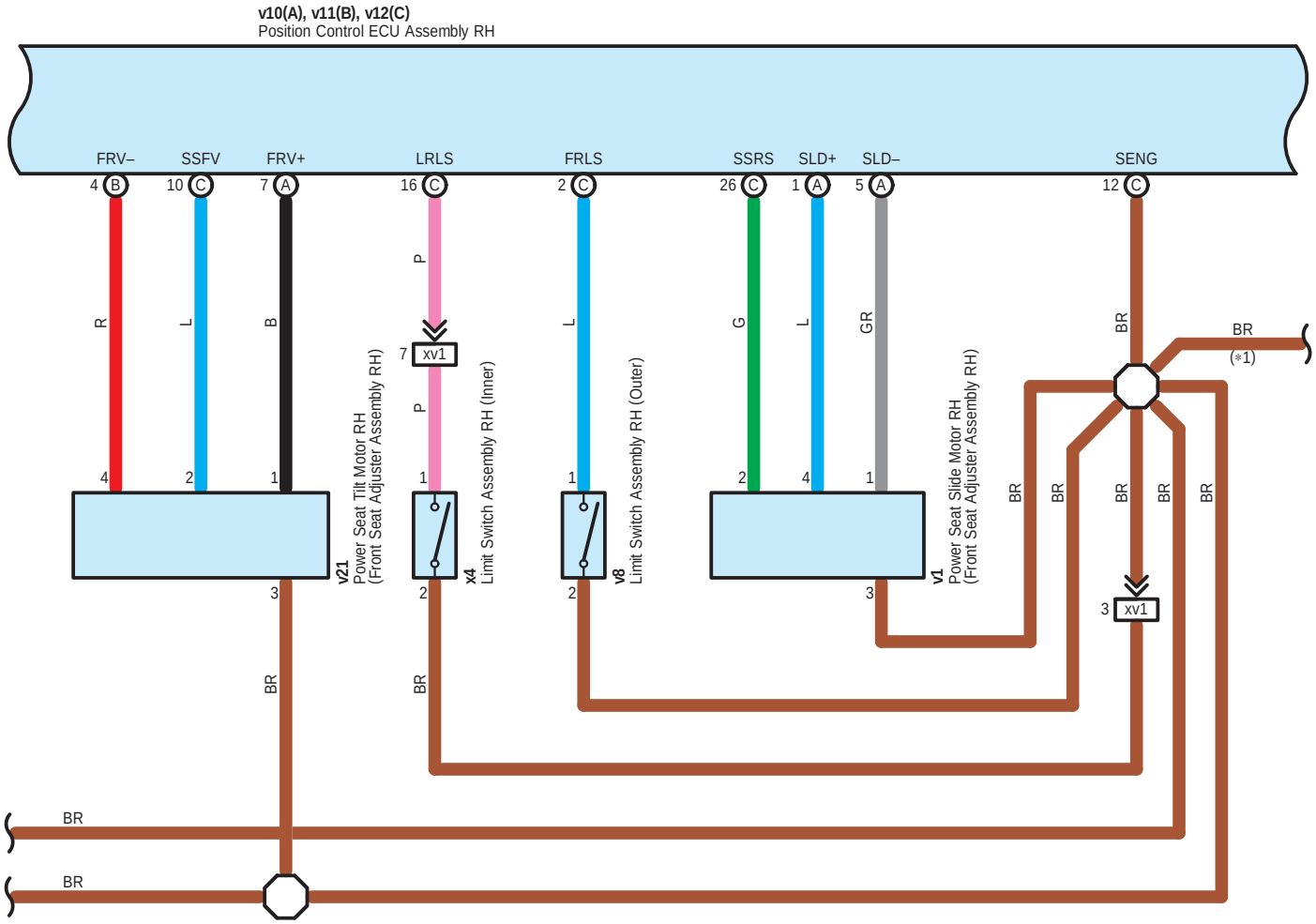

∗1 : 10 Way Power Seat Type

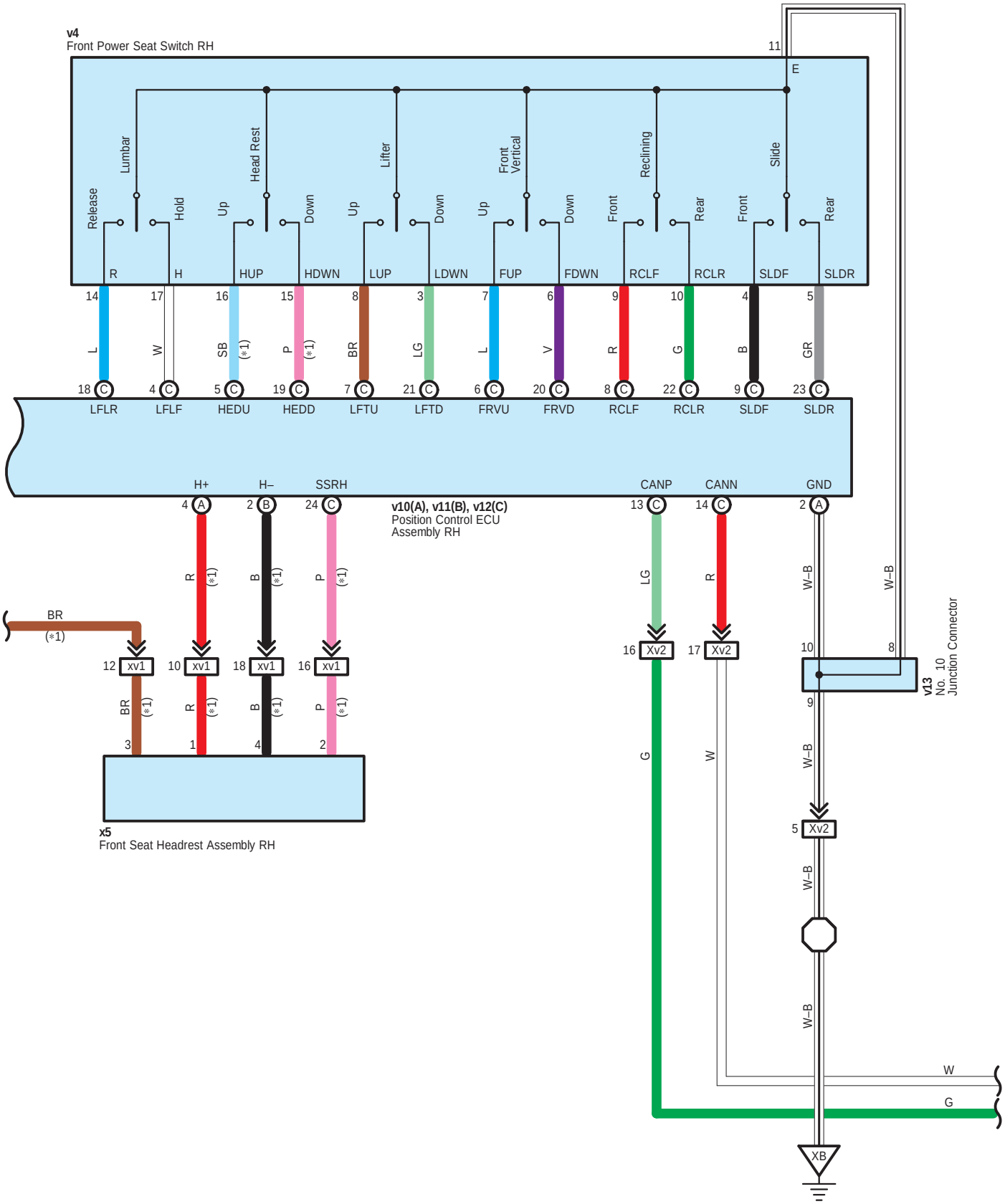

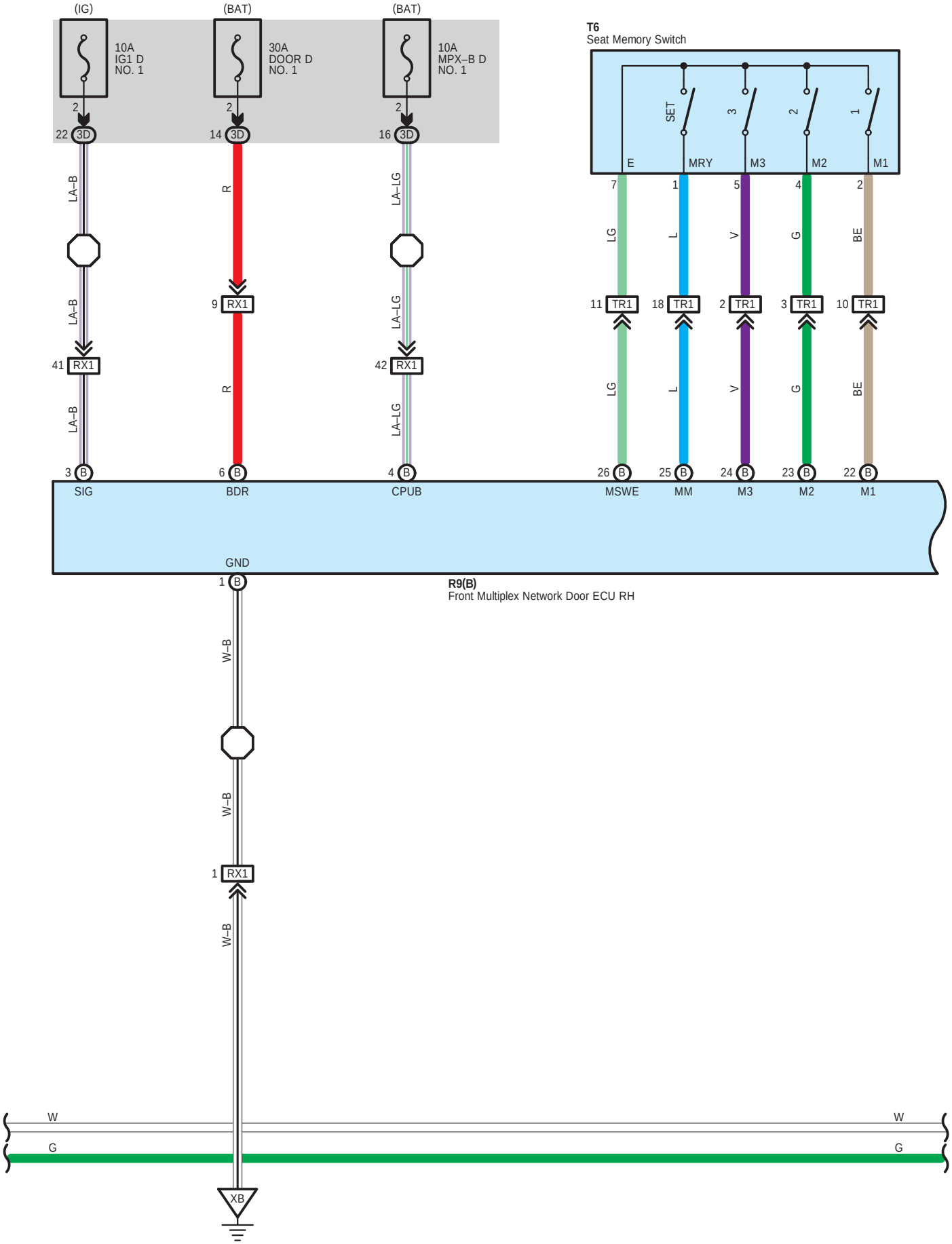
(IG)
(BAT)
(BAT)
10A
IG1 D
NO. 1
30A
DOOR D
NO. 1
10A
MPX–B D
NO. 1
2
22 3D
14 3D
16 3D
LA–B
R
LA–LG
9 RX1
41 RX1
42 RX1
3 B
6 B
4 B
SIG
BDR
CPUB
T6
Seat Memory Switch
SET
3
2
1
E
MRY
M3
M2
M1
7
1
5
4
2
LG
L
V
G
BE
11 TR1
18 TR1
2 TR1
3 TR1
10 TR1
26 B
25 B
24 B
23 B
22 B
MSWE
MM
M3
M2
M1
GND
1 B
R9(B)
Front Multiplex Network Door ECU RH
W–B
1 RX1
W
G
XB

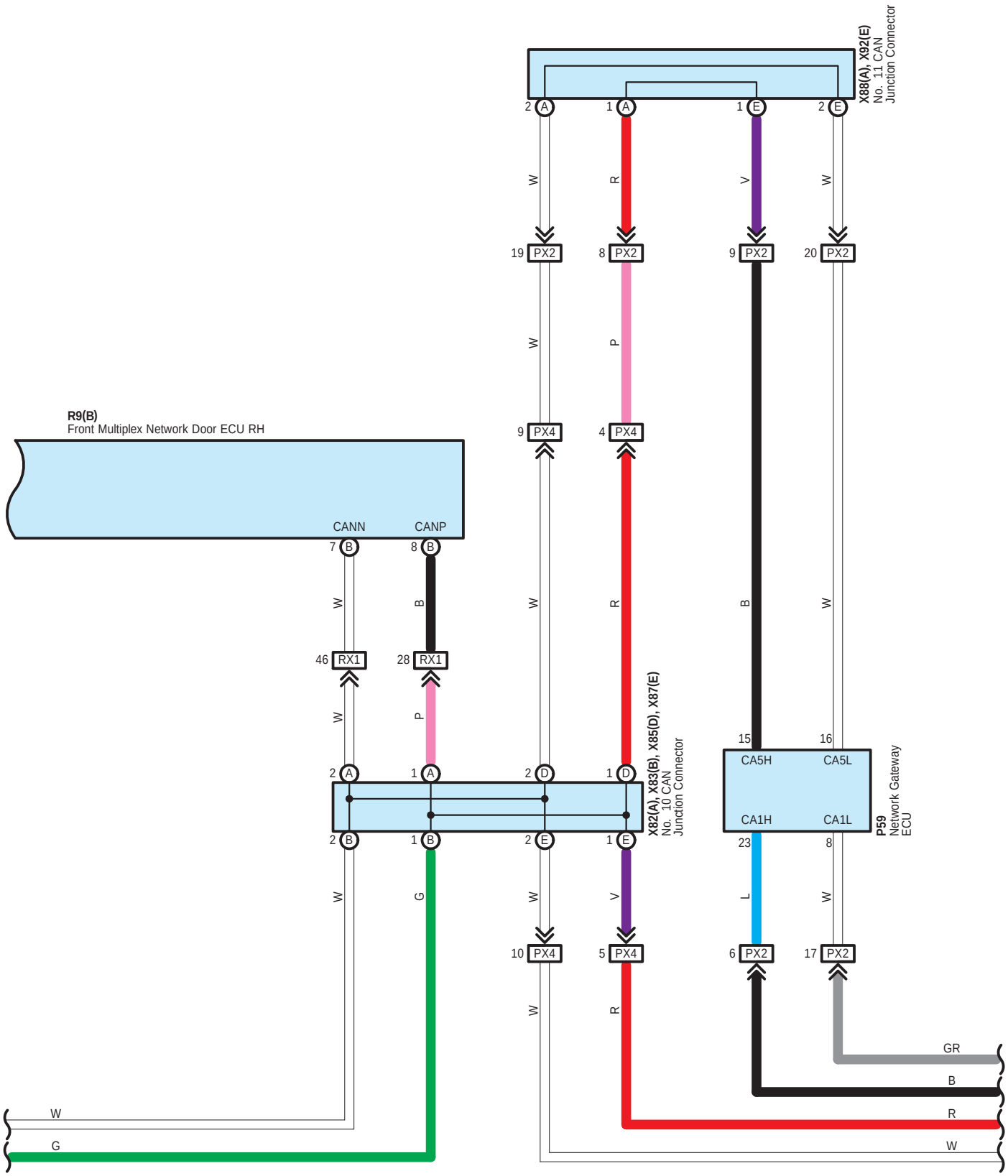
X88(A), X92(E)
No. 11 CAN
Junction Connector
R9(B)
Front Multiplex Network Door ECU RH
CANN
CANP
X82(A), X83(B), X85(D), X87(E)
No. 10 CAN
Junction Connector
CA5H
CA5L
CA1H
CA1L
P59
Network Gateway
ECU
PX2
PX4
RX1
GR
B
R
W
G

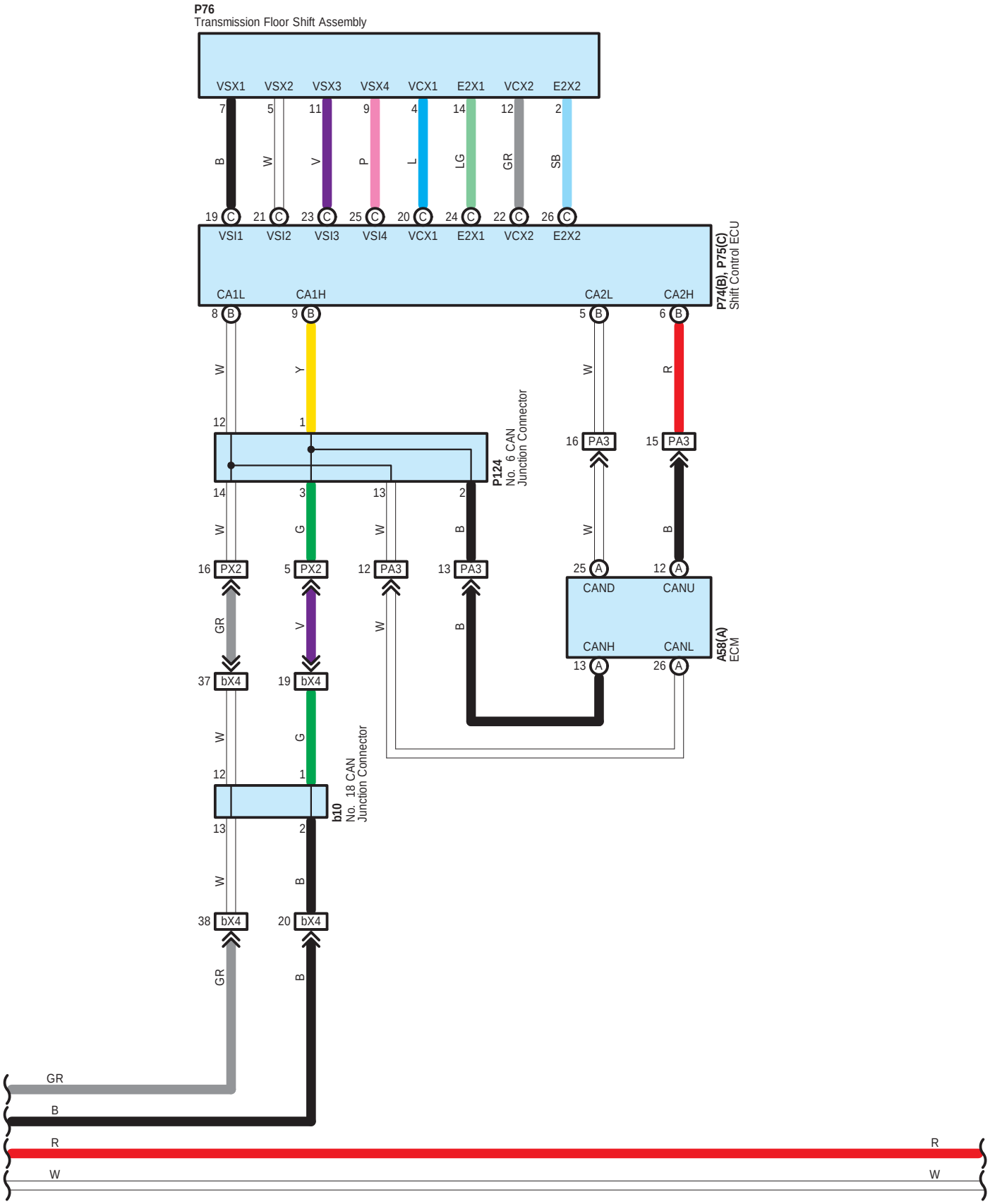
P76
Transmission Floor Shift Assembly
VSX1 VSX2 VSX3 VSX4 VCX1 E2X1 VCX2 E2X2
7 5 11 9 4 14 12 2
B W V P L LG GR SB
19 C 21 C 23 C 25 C 20 C 24 C 22 C 26 C
VSI1 VSI2 VSI3 VSI4 VCX1 E2X1 VCX2 E2X2
P74(B), P75(C)
Shift Control ECU
CA1L CA1H CA2L CA2H
8 B 9 B 5 B 6 B
W Y W R
12 1
P124
No. 6 CAN
Junction Connector
16 PA3 15 PA3
14 3 13 2
W G W B W B
16 PX2 5 PX2 12 PA3 13 PA3 25 A 12 A
CAND CANU
CANH CANL
A58(A)
ECM
13 A 26 A
GR V W B
37 bX4 19 bX4
W G
12 1
b10
No. 18 CAN
Junction Connector
13 2
W B
38 bX4 20 bX4
GR B
GR
B
R R
W W

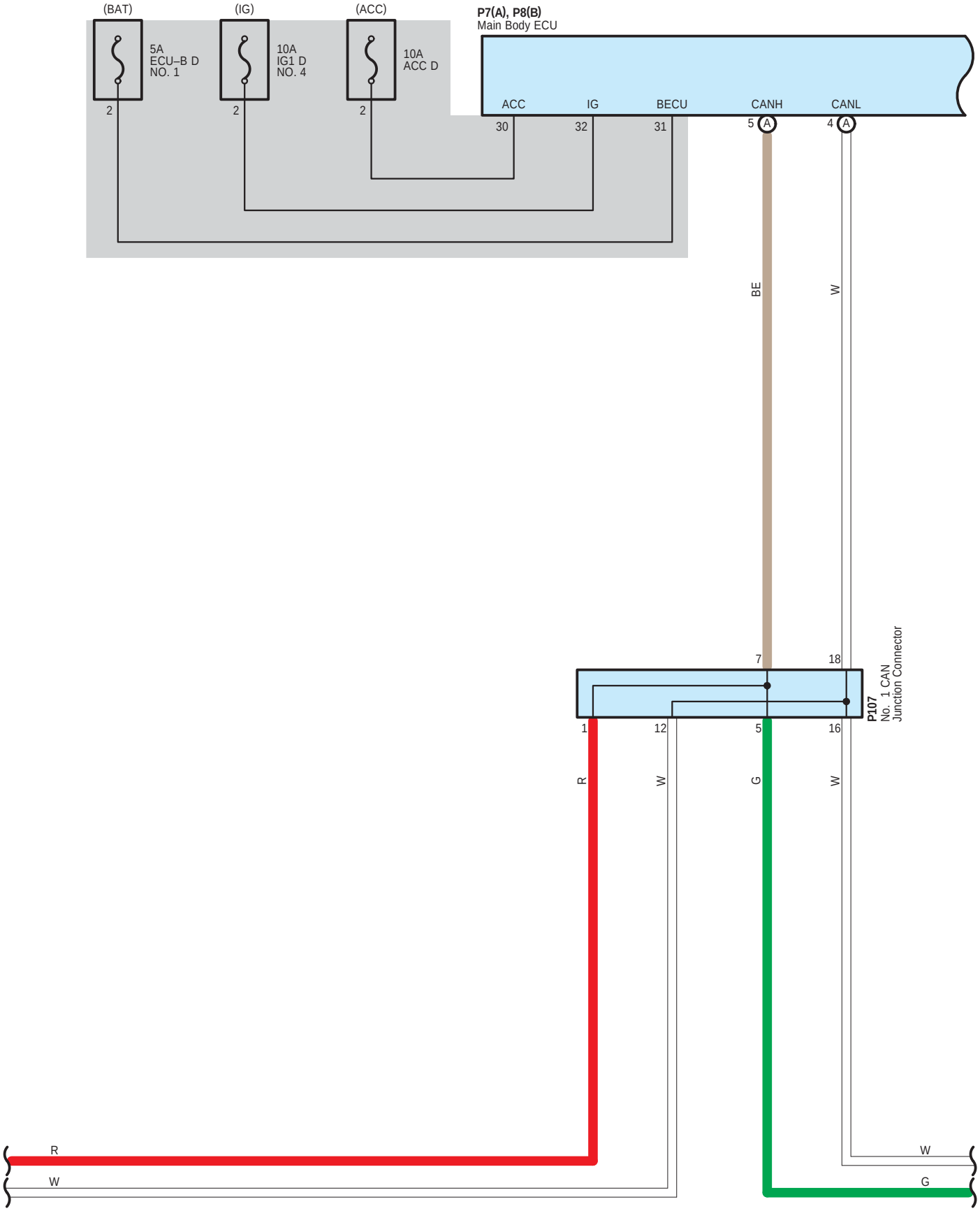
(BAT)
(IG)
(ACC)
5A
ECU–B D
NO. 1
10A
IG1 D
NO. 4
10A
ACC D
2
2
2
P7(A), P8(B)
Main Body ECU
ACC
IG
BECU
CANH
CANL
30
32
31
5 A
4 A
BE
W
7
18
P107
No. 1 CAN
Junction Connector
1
12
5
16
R
W
G
W
R
W
W
G

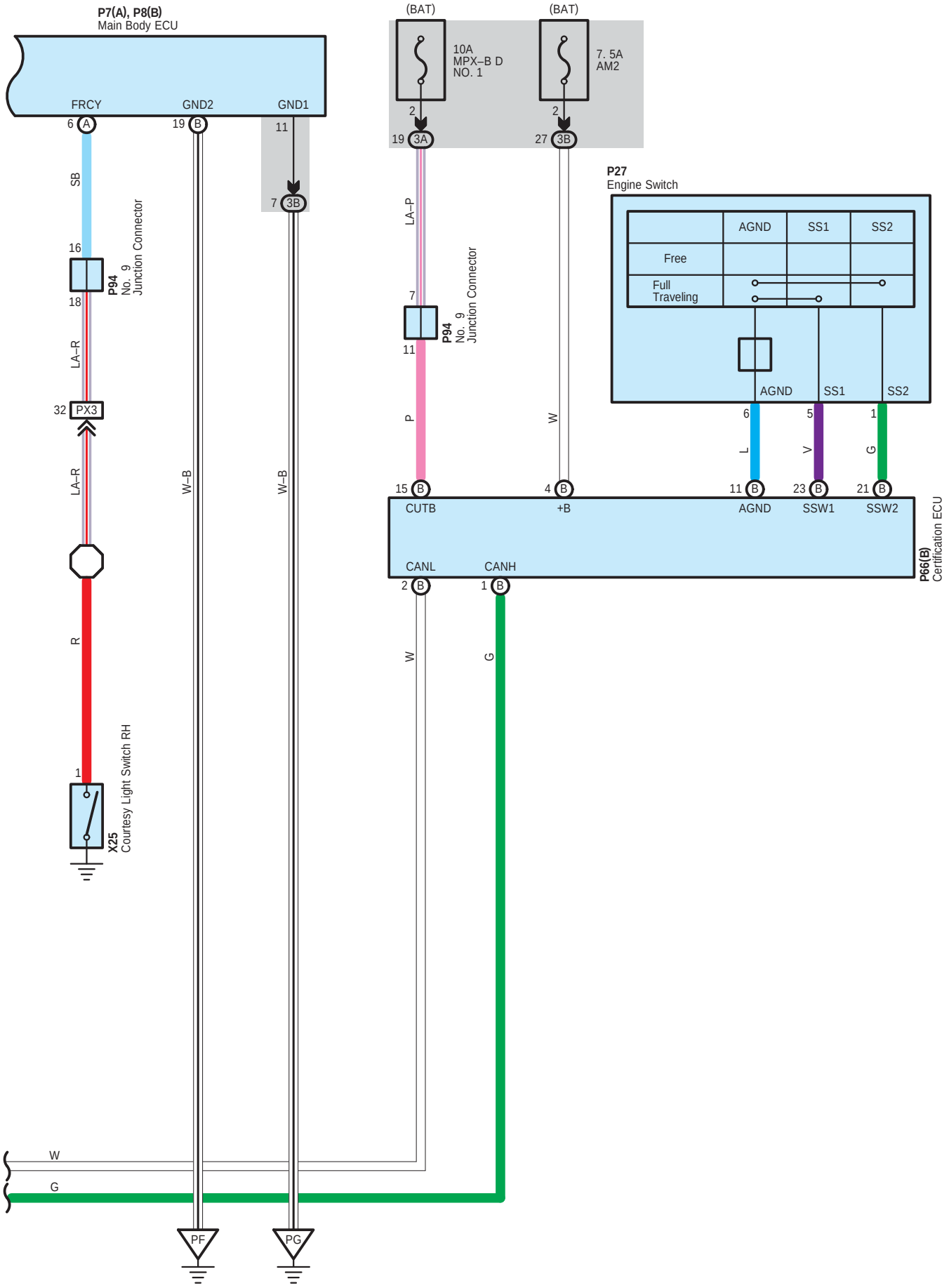
P7(A), P8(B)
Main Body ECU
FRCY
GND2
GND1
6 A
19 B
11
7 3B
SB
16
P94
No. 9
Junction Connector
18
LA–R
32 PX3
LA–R
R
1
X25
Courtesy Light Switch RH
W–B
W–B
(BAT)
(BAT)
10A
MPX–B D
NO. 1
7. 5A
AM2
2
2
19 3A
27 3B
LA–P
7
P94
No. 9
Junction Connector
11
P
W
P27
Engine Switch
AGND
SS1
SS2
Free
Full
Traveling
AGND
SS1
SS2
6
5
1
L
V
G
15 B
4 B
11 B
23 B
21 B
CUTB
+B
AGND
SSW1
SSW2
P66(B)
Certification ECU
CANL
CANH
2 B
1 B
W
G
W
G
PF
PG

A58
Black

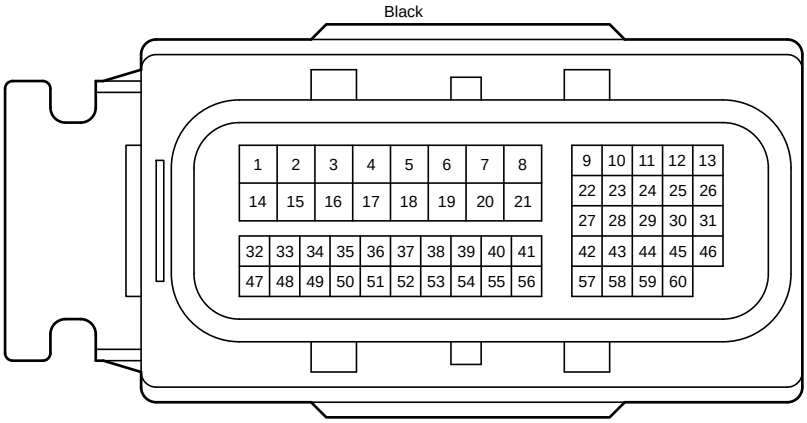

90980-12931

P7
Black

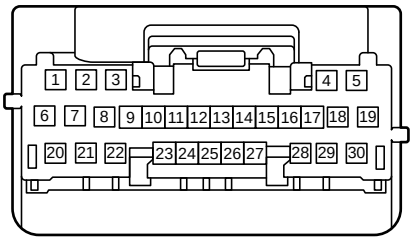

90980-12C62

P8
Black

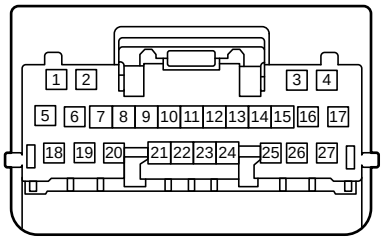

90980-12C63

P27
Black

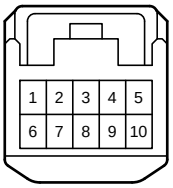

90980-12368

P59
Black

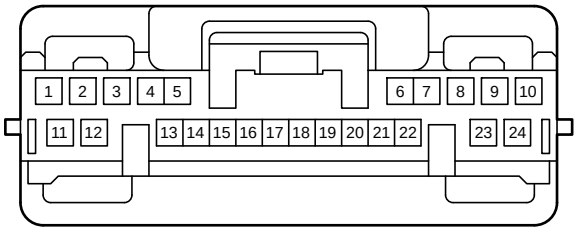

90980-12912

P66
White

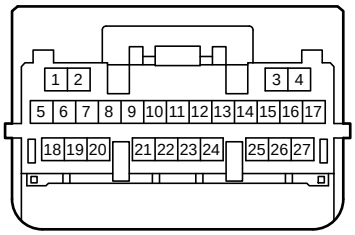

90980-12B78

P74
White

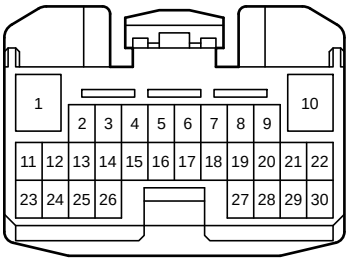

90980-12562

P75
White

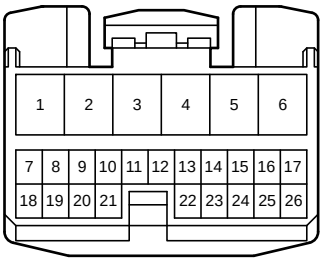

90980-12561

P76
White



90980-12553

P94
Blue

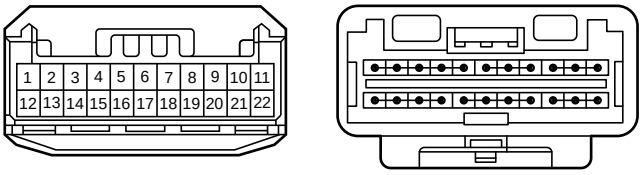

90980-12B54

P107
White

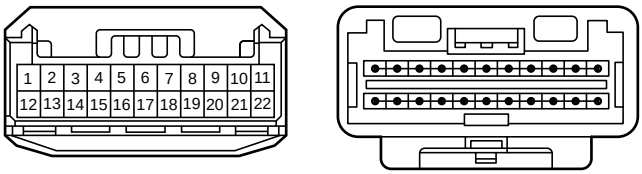

90980-12B54

P124
Black

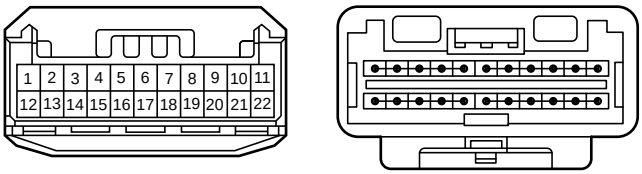

90980-12B54

R9
White

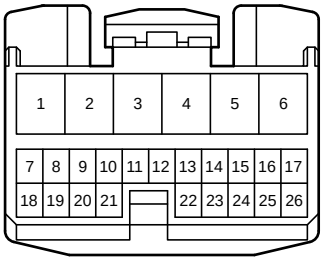

90980-12561

T6
Black

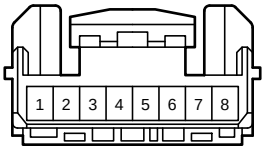

90980-12558

X25
Black

90980-10871

X82
White

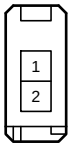

90980-12827

X83
White

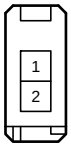

90980-12827

X85
White

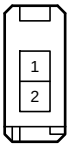

90980-12827

X87
White

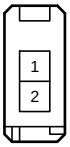

90980-12827

X88
White

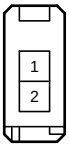

90980-12827

X92
White

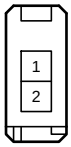

90980-12827

b10
Black

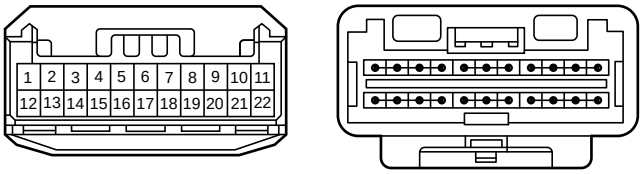

90980-12B54

v1
Black

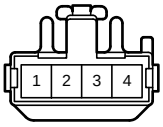

90980-12335

v2
White

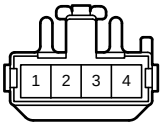

90980-12335

v4
White

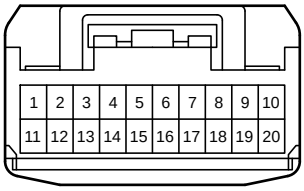

90980-12460

v8
White



90980-11736

v10
White

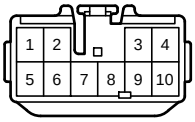

90980-10997

v11
White

90980-10996

v12
White

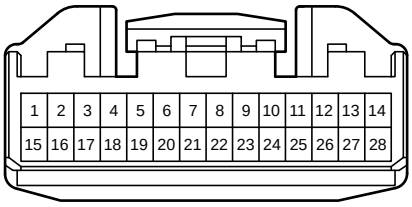

90980-12555

v13
White

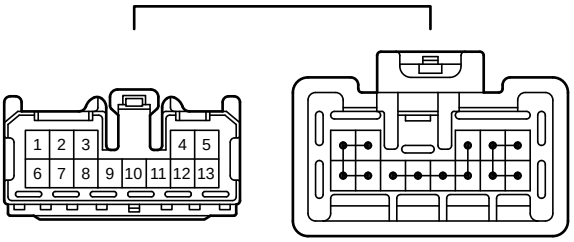

90980-12346

v21
Gray

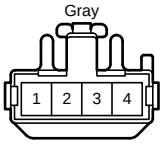

90980-12335

x2
White

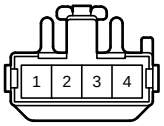

90980-12335

x3
Gray

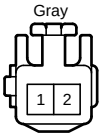

90980-12341

x4
White



90980-11736

x5
White

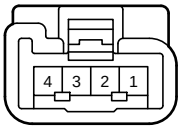

90980-11012

3A
White

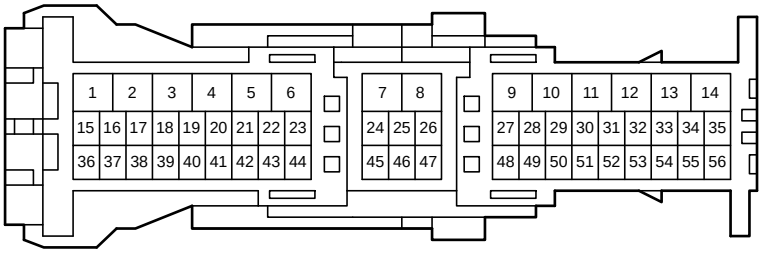

90980-12943

3B
White

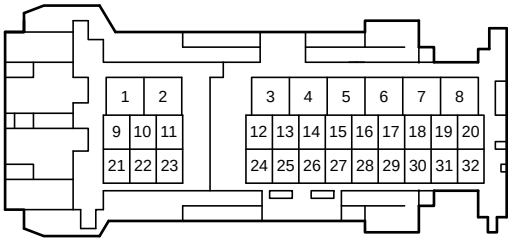

90980-12A48

3D
White

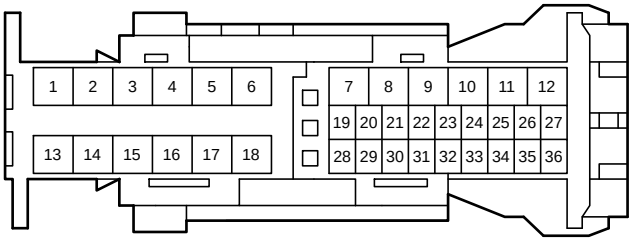

90980-12944

PA3
White

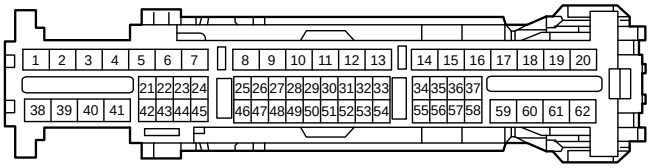

90980-12B22

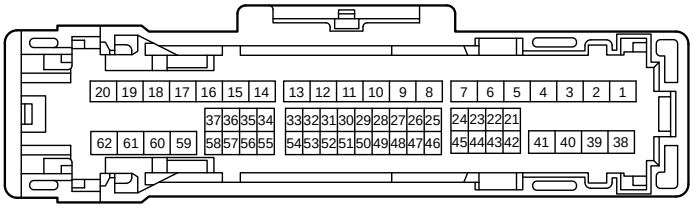

90980-12B21

PX2
White

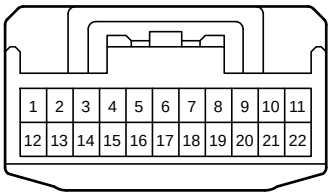

90980-12372

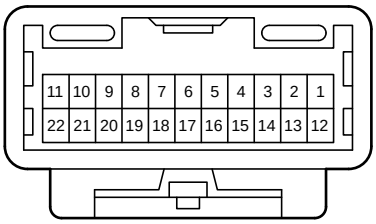

90980-12371

PX3
Gray

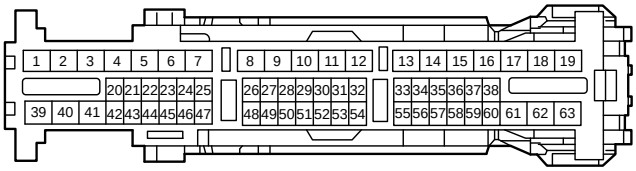

90980-12B20

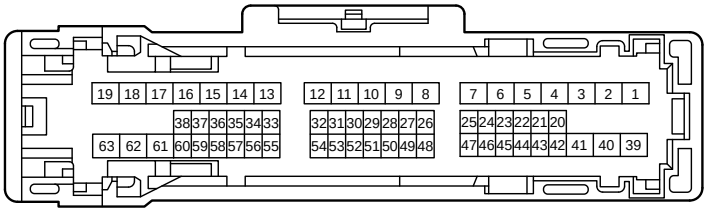

90980-12B19

PX4
White

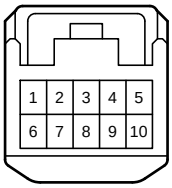

90980-12368

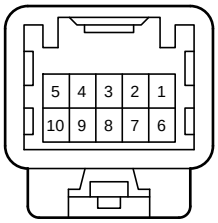

90980-12367

RX1
Yellow

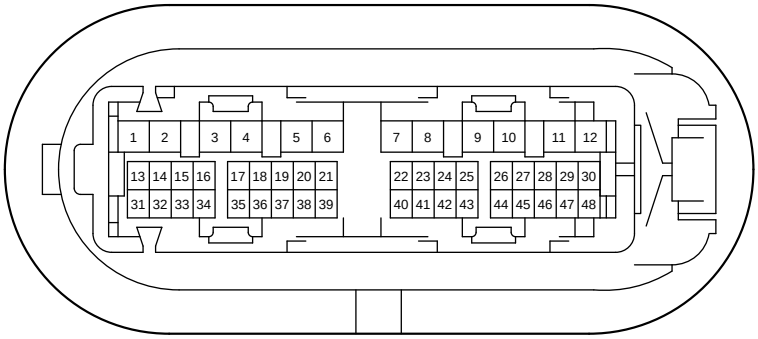

90980-12A09

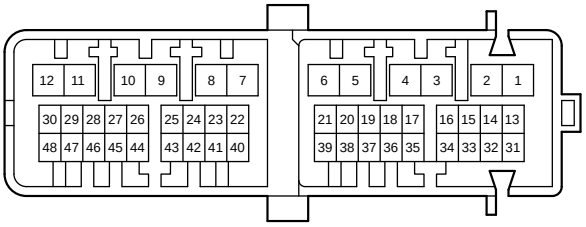

90980-12A06

TR1
White

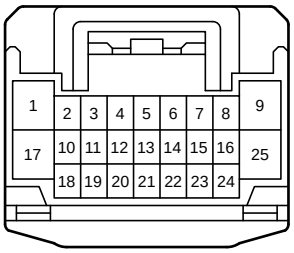

90980-12414

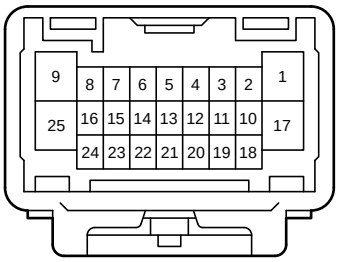

90980-12413

Xv2
White

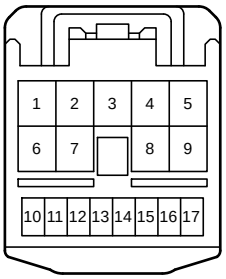

90980-12374

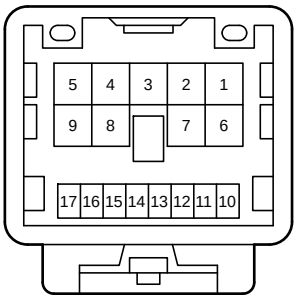

90980-12373

bX4
White

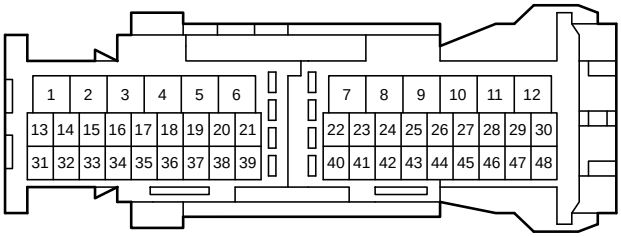

90980-12779

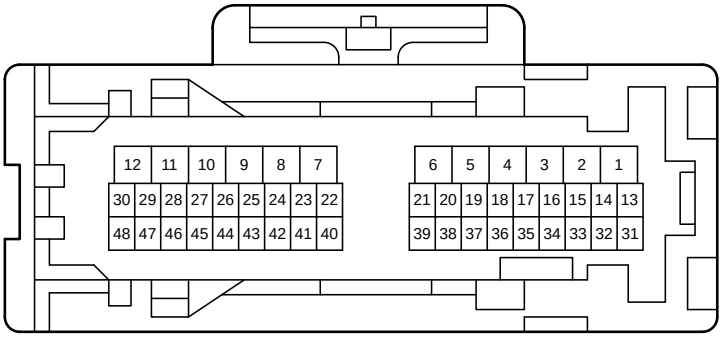

90980-12799

xv1
White

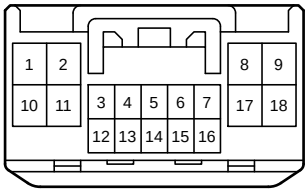

90980-12376

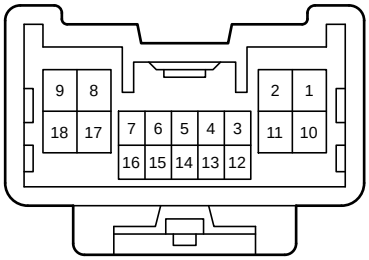

90980-12375