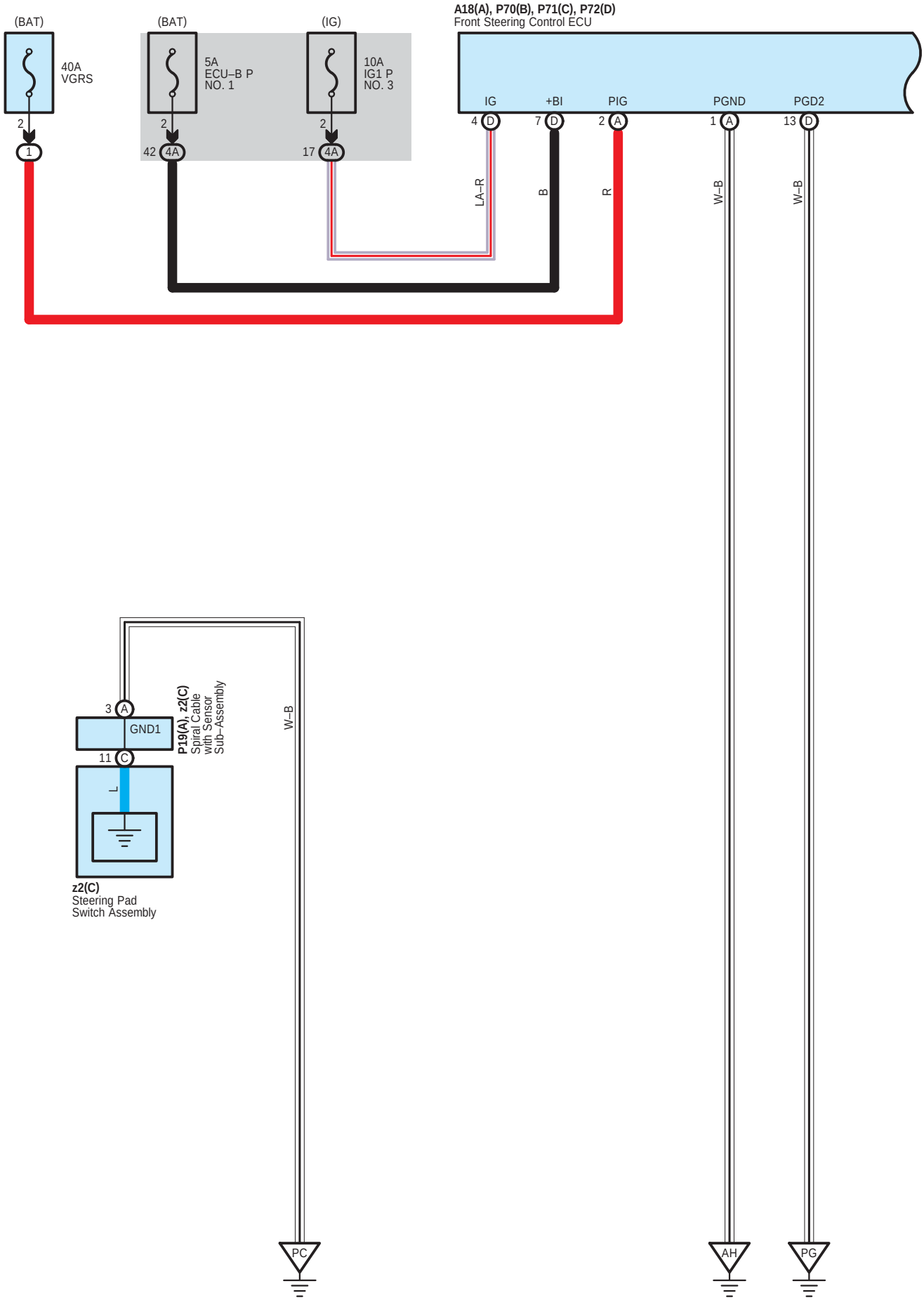
(BAT)
40A
VGRS
2
1
(BAT)
5A
ECU–B P
NO. 1
2
42 4A
(IG)
10A
IG1 P
NO. 3
2
17 4A
A18(A), P70(B), P71(C), P72(D)
Front Steering Control ECU
IG
+BI
PIG
PGND
PGD2
4 D
7 D
2 A
1 A
13 D
LA–R
B
R
W–B
W–B
3 A
GND1
11 C
P19(A), z2(C)
Spiral Cable
with Sensor
Sub–Assembly
L
z2(C)
Steering Pad
Switch Assembly
W–B
PC
AH
PG

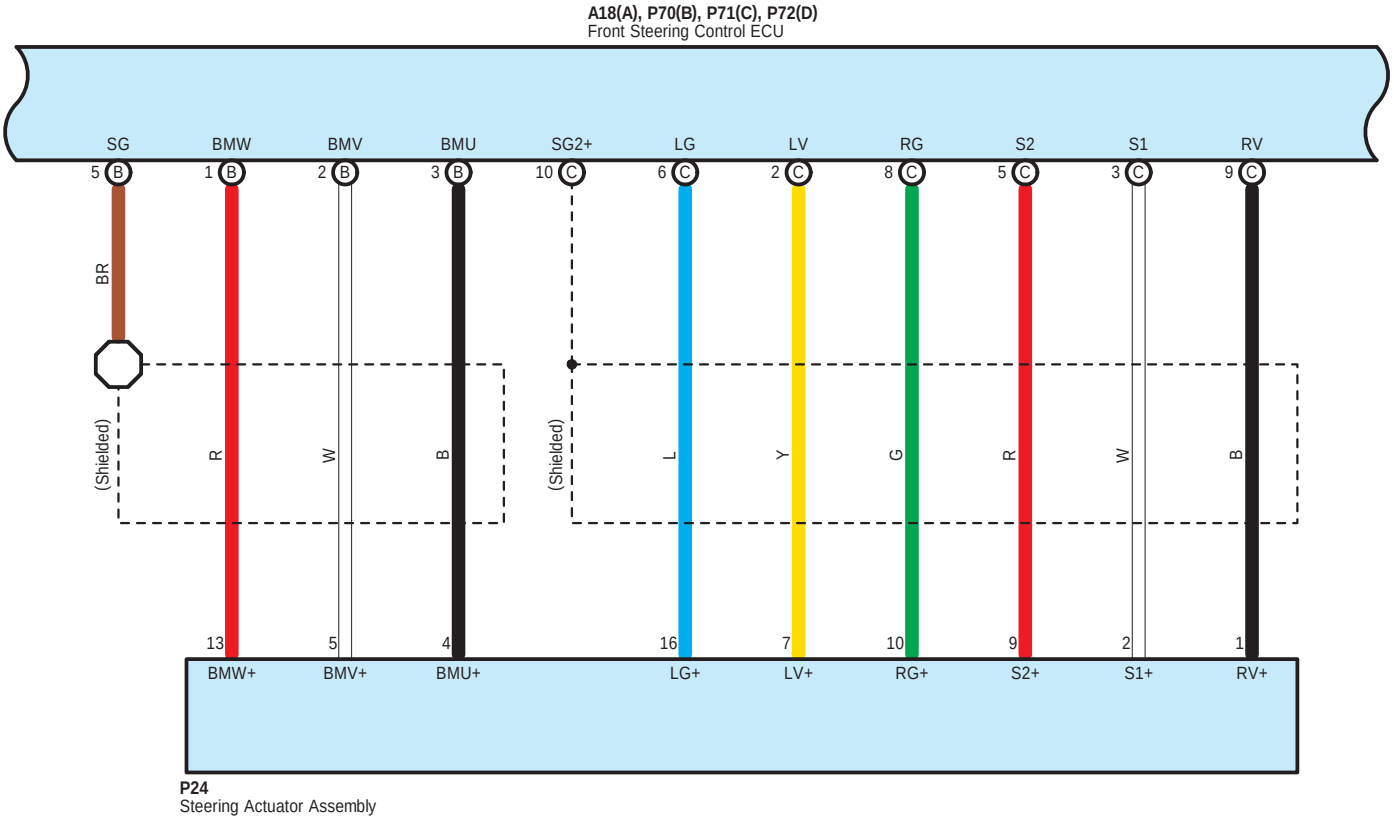
A18(A), P70(B), P71(C), P72(D)
Front Steering Control ECU
SG
BMW
BMV
BMU
SG2+
LG
LV
RG
S2
S1
RV
5 B
1 B
2 B
3 B
10 C
6 C
2 C
8 C
5 C
3 C
9 C
BR
(Shielded)
R
W
B
(Shielded)
L
Y
G
R
W
B
13
5
4
16
7
10
9
2
1
BMW+
BMV+
BMU+
LG+
LV+
RG+
S2+
S1+
RV+
P24
Steering Actuator Assembly

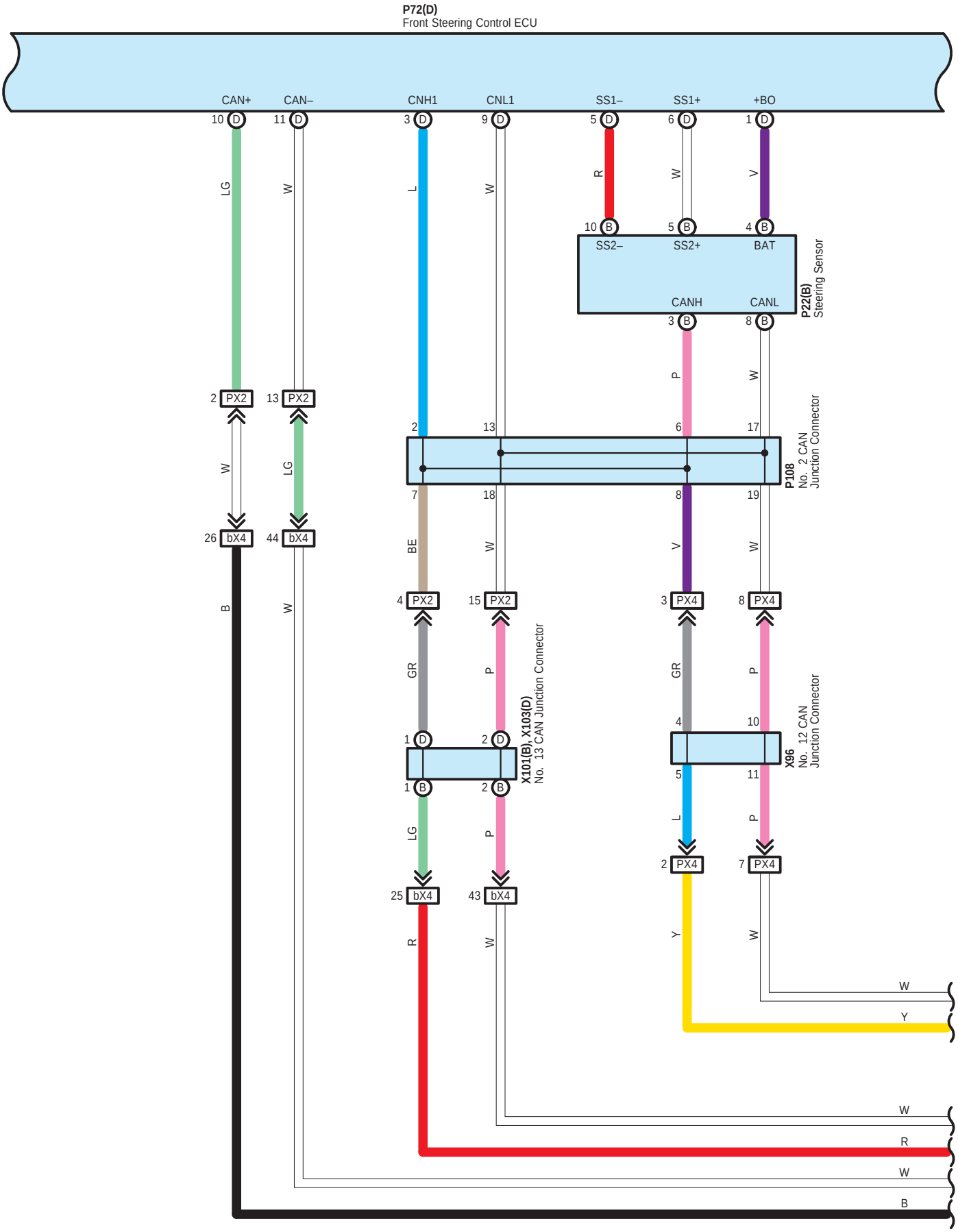
P72(D)
Front Steering Control ECU
CAN+
CAN–
CNH1
CNL1
SS1–
SS1+
+BO
SS2–
SS2+
BAT
CANH
CANL
P22(B)
Steering Sensor
P108
No. 2 CAN
Junction Connector
X101(B), X103(D)
No. 13 CAN Junction Connector
X96
No. 12 CAN
Junction Connector
PX2
bX4
PX4

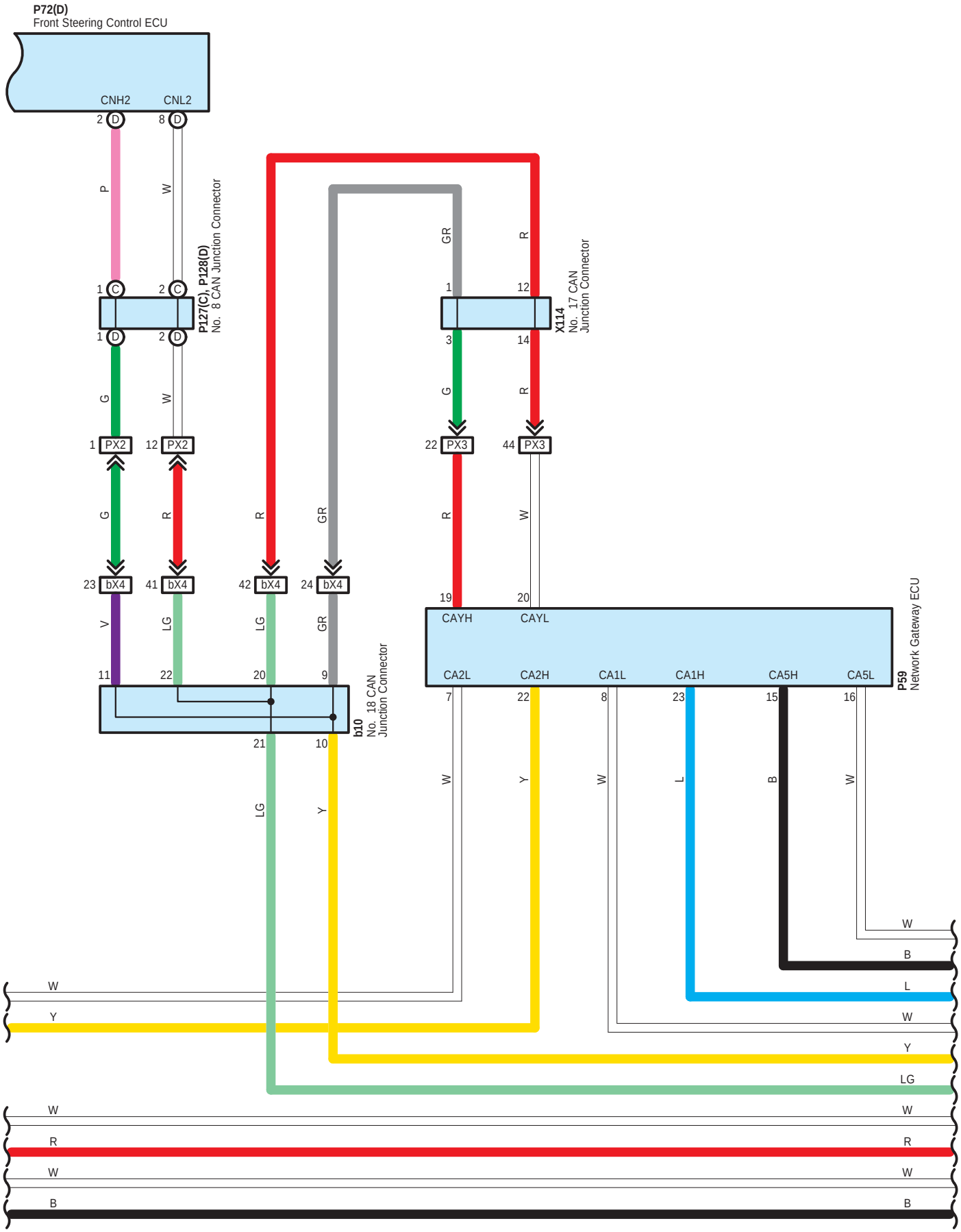
P72(D)
Front Steering Control ECU
CNH2
CNL2
P127(C), P128(D)
No. 8 CAN Junction Connector
X114
No. 17 CAN
Junction Connector
PX2
PX3
bX4
b10
No. 18 CAN
Junction Connector
CAYH
CAYL
CA2L
CA2H
CA1L
CA1H
CA5H
CA5L
P59
Network Gateway ECU

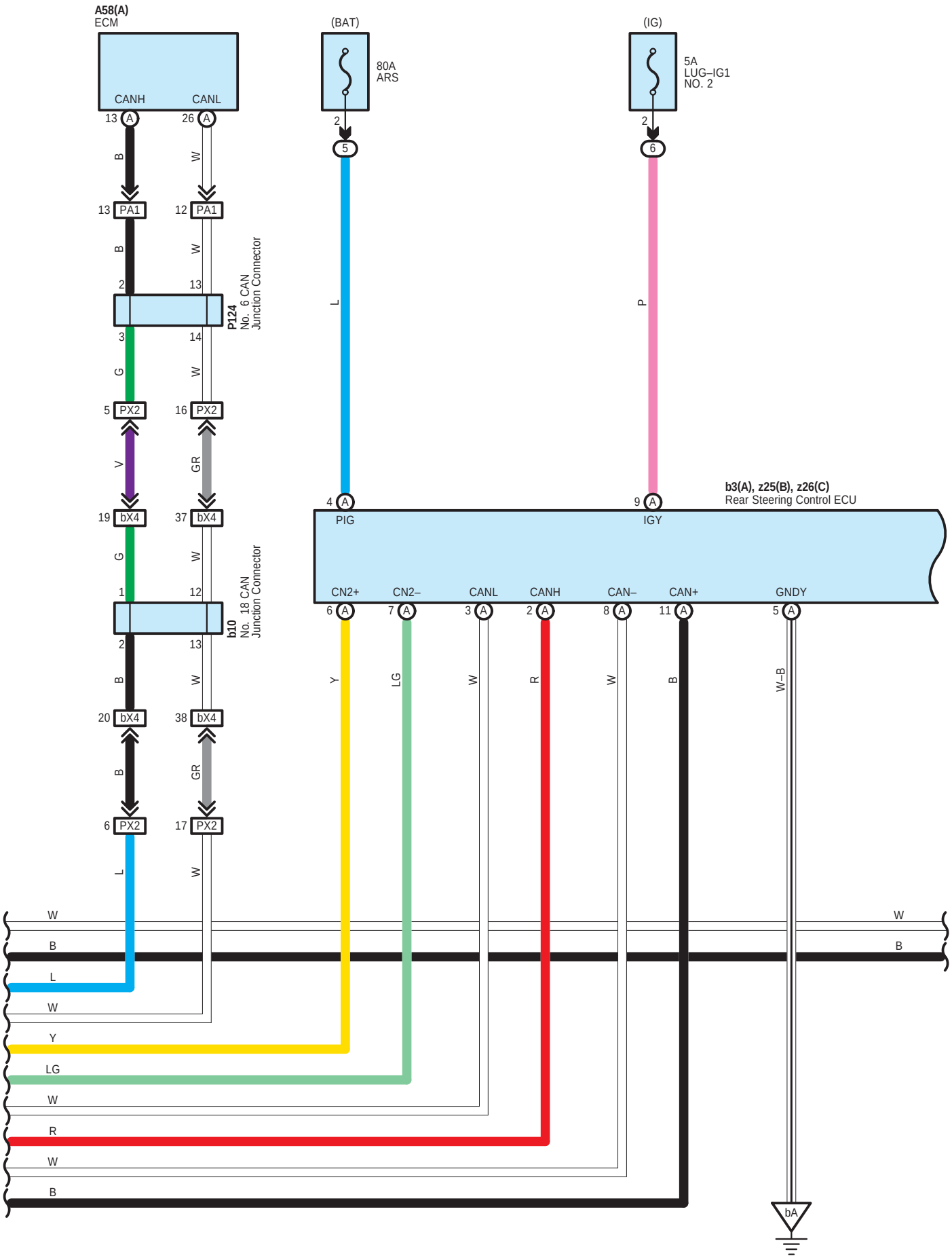
A58(A)
ECM
CANH
CANL
13 A
26 A
B
W
13 PA1
12 PA1
B
W
2
13
P124
No. 6 CAN
Junction Connector
3
14
G
W
5 PX2
16 PX2
V
GR
19 bX4
37 bX4
G
W
1
12
b10
No. 18 CAN
Junction Connector
2
13
B
W
20 bX4
38 bX4
B
GR
6 PX2
17 PX2
L
W
(BAT)
80A
ARS
2
5
L
(IG)
5A
LUG–IG1
NO. 2
2
6
P
b3(A), z25(B), z26(C)
Rear Steering Control ECU
4 A
PIG
9 A
IGY
CN2+
CN2–
CANL
CANH
CAN–
CAN+
GNDY
6 A
7 A
3 A
2 A
8 A
11 A
5 A
Y
LG
W
R
W
B
W–B
W
B
L
W
Y
LG
W
R
W
B
W
B
bA

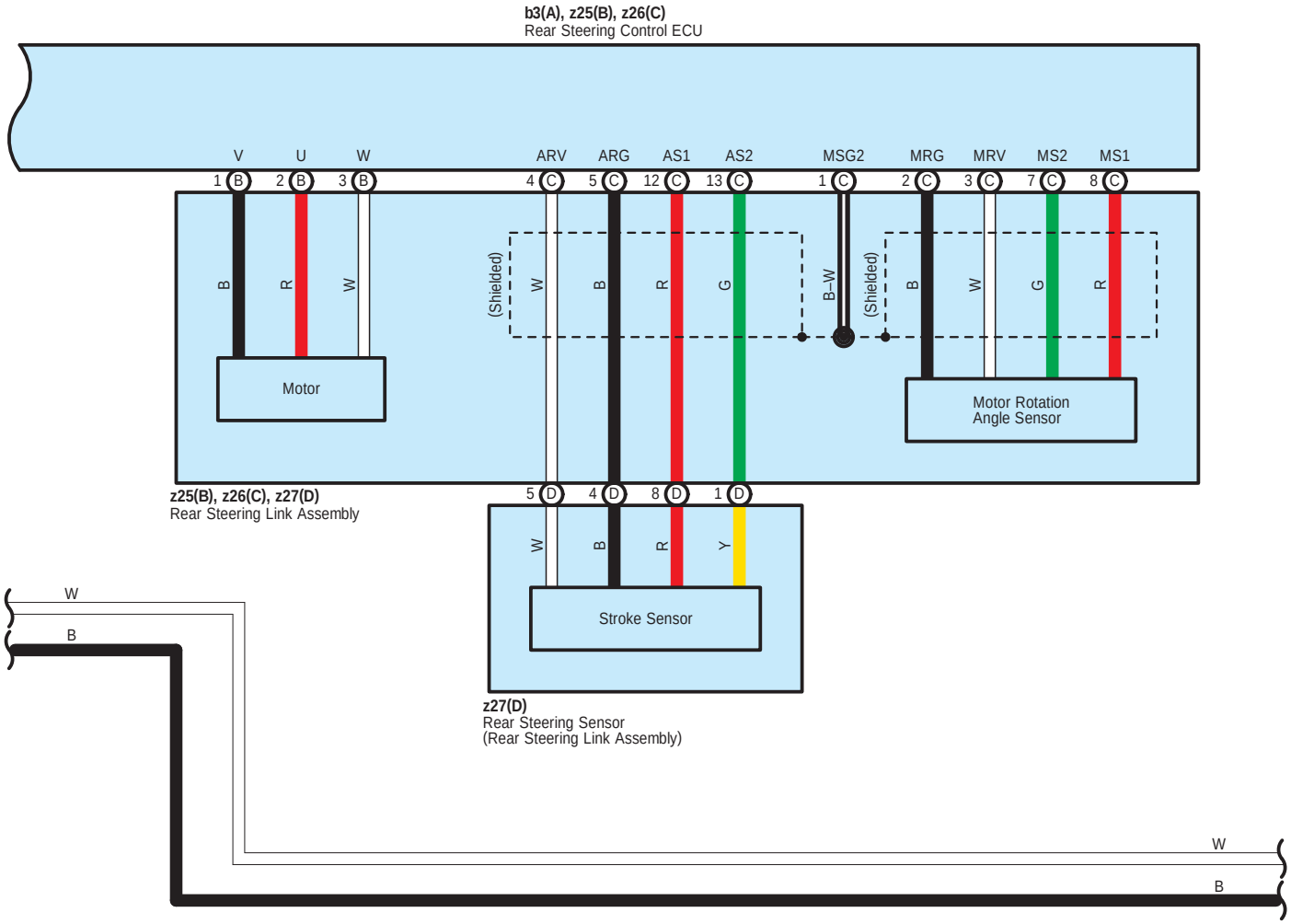
b3(A), z25(B), z26(C)
Rear Steering Control ECU
V
U
W
ARV
ARG
AS1
AS2
MSG2
MRG
MRV
MS2
MS1
1 B
2 B
3 B
4 C
5 C
12 C
13 C
1 C
2 C
3 C
7 C
8 C
B
R
W
(Shielded)
W
B
R
G
B–W
(Shielded)
B
W
G
R
Motor
Motor Rotation
Angle Sensor
z25(B), z26(C), z27(D)
Rear Steering Link Assembly
5 D
4 D
8 D
1 D
W
B
R
Y
Stroke Sensor
z27(D)
Rear Steering Sensor
(Rear Steering Link Assembly)
W
B
W
B

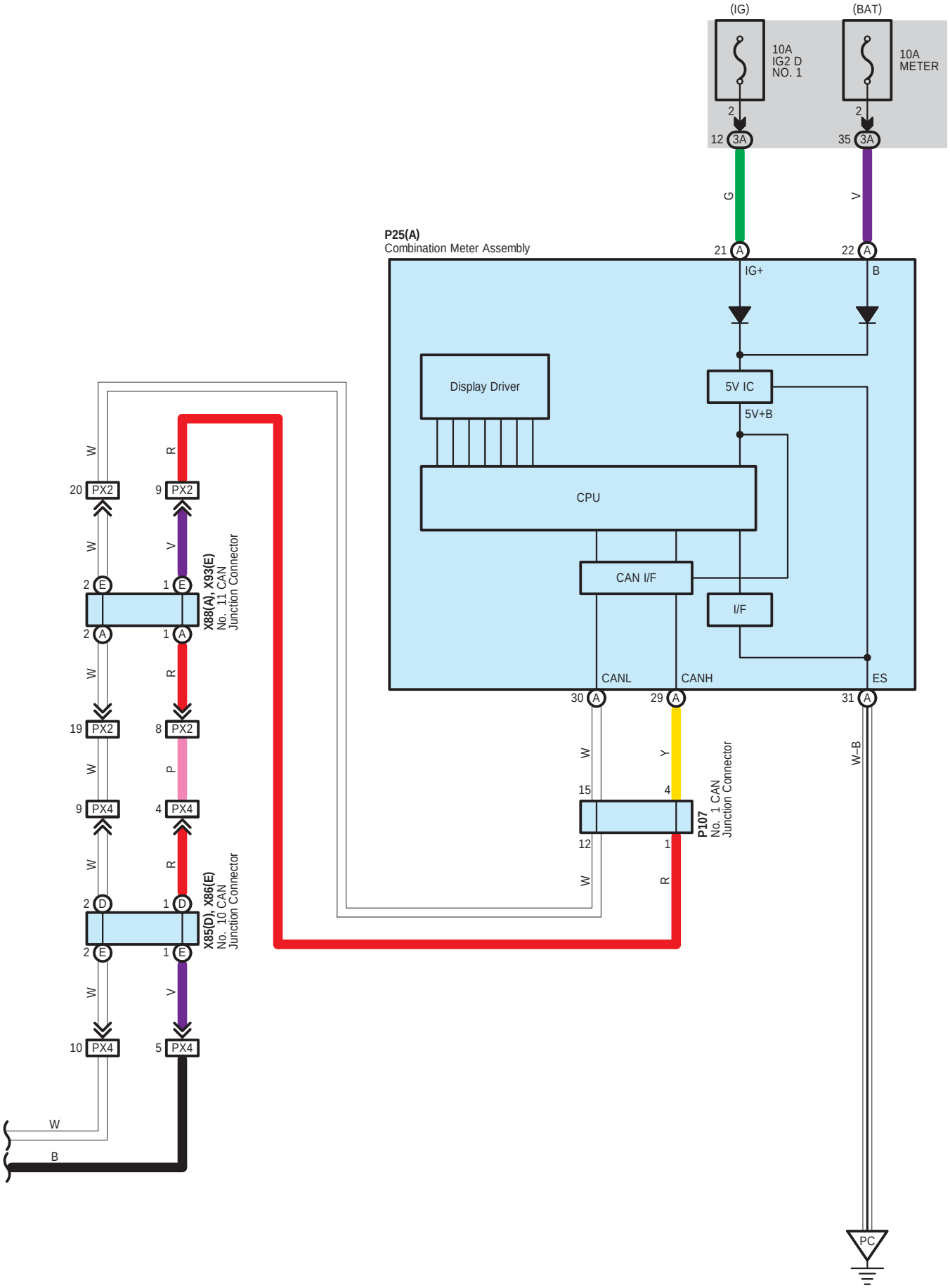
(IG)
(BAT)
10A
IG2 D
NO. 1
10A
METER
2
12 3A
2
35 3A
G
V
P25(A)
Combination Meter Assembly
21 A
22 A
IG+
B
Display Driver
5V IC
5V+B
CPU
CAN I/F
I/F
CANL
CANH
ES
30 A
29 A
31 A
W
Y
W–B
15
4
12
1
P107
No. 1 CAN
Junction Connector
W
R
20 PX2
9 PX2
V
2 E
1 E
2 A
1 A
X88(A), X93(E)
No. 11 CAN
Junction Connector
19 PX2
8 PX2
P
9 PX4
4 PX4
2 D
1 D
2 E
1 E
X85(D), X86(E)
No. 10 CAN
Junction Connector
10 PX4
5 PX4
W
B
PC

A18
White

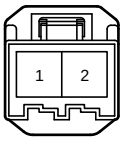

82824-30590

A58
Black

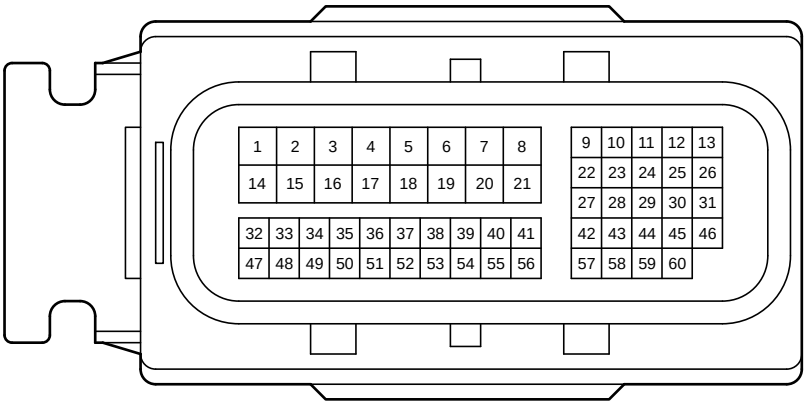

90980-12931

P19
Black

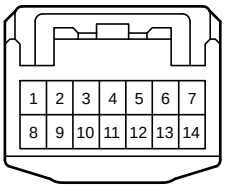

90980-12370

P22
Black

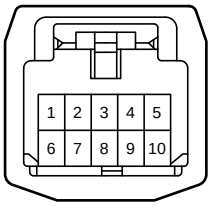

82824-78040

P24
White

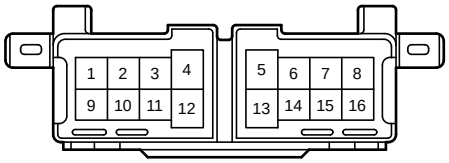

90980-11547

P25
Black

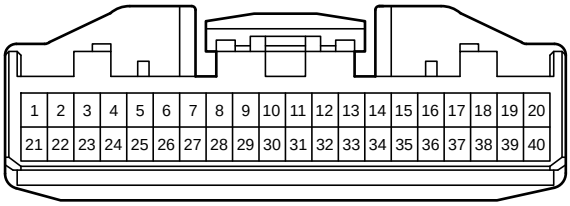

90980-12557

P59
Black

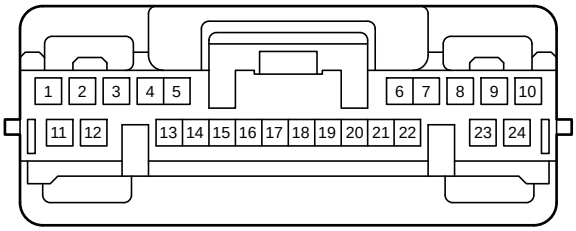

90980-12912

P70
White

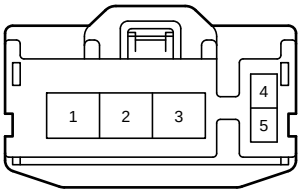

82824-30570

P71
White

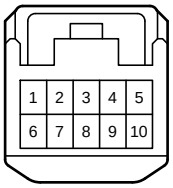

90980-12368

P72
White

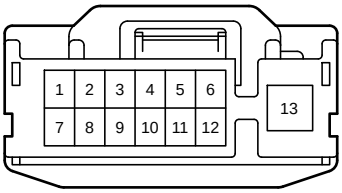

82824-30580

P107
White

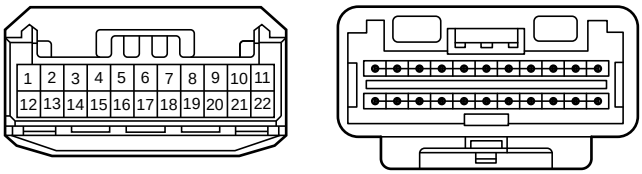

90980-12B54

P108
White

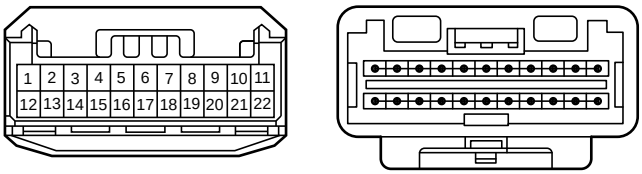

90980-12B54

P124
Black

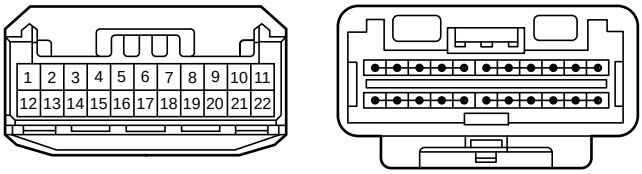

90980-12B54

P127
White

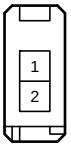

90980-12827

P128
White

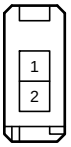

90980-12827

X85
White

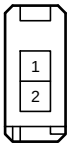

90980-12827

X86
White

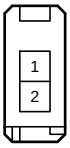

90980-12827

X88
White

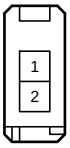

90980-12827

X93
White

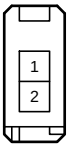

90980-12827

X96
White

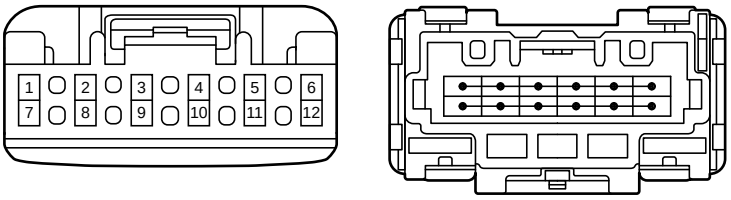

90980-12C68

X101
White

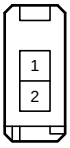

90980-12827

X103
White

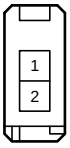

90980-12827

X114
White

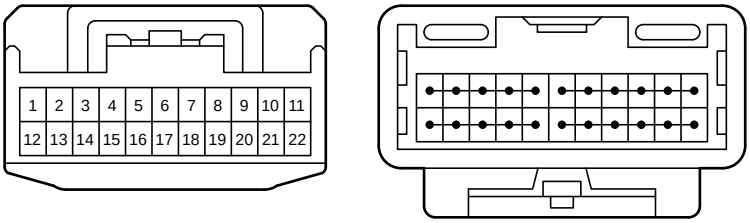

90980-12372

b3
Black

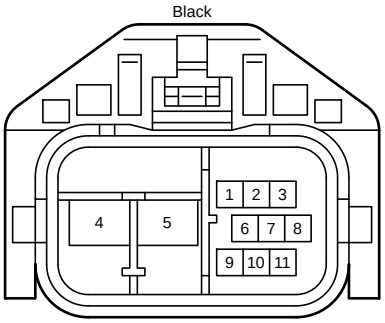

90980-12483

b10
Black

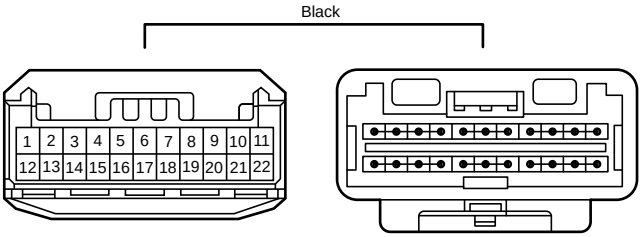

90980-12B54

z2
Black

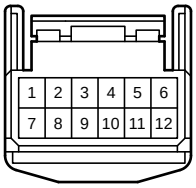

90980-12559

z25
Black

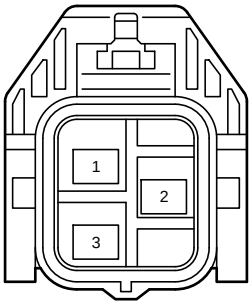

90980-12648

z26
Black

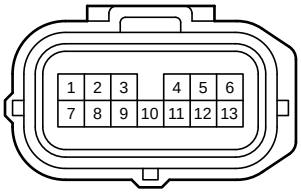

90980-12326

z27
White



90980-12520

3A
White

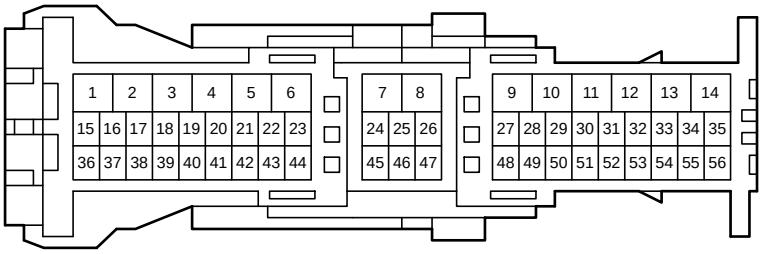

90980-12943

4A
White

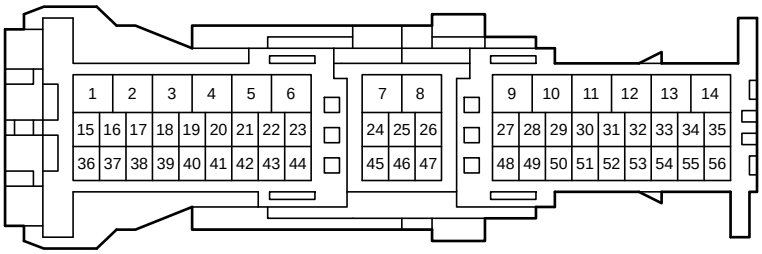

90980-12943

PA1
White

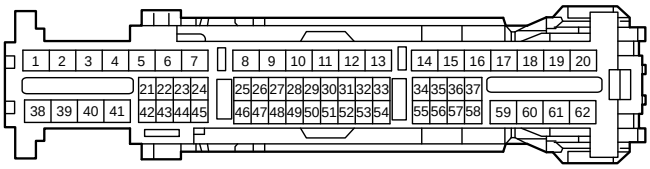

90980-12B22

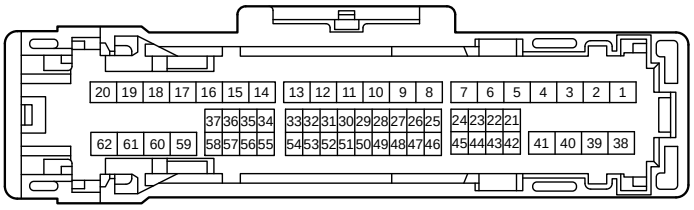

90980-12B21

PX2
White

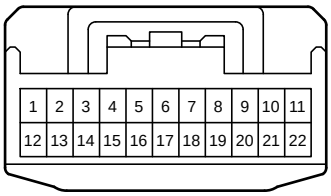

90980-12372

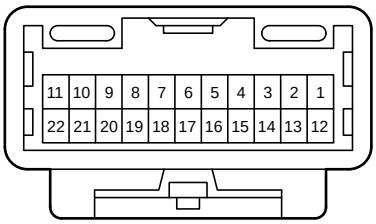

90980-12371

PX3
Gray

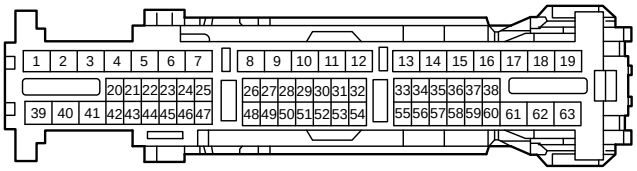

90980-12B20

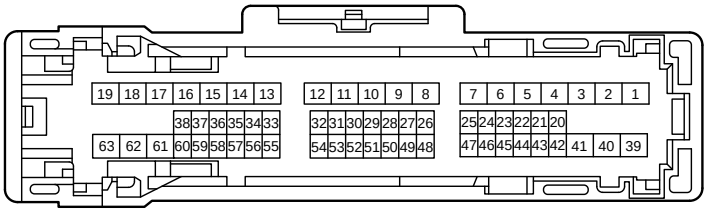

90980-12B19

PX4
White

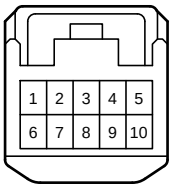

90980-12368

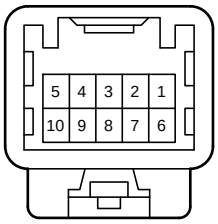

90980-12367

bX4
White

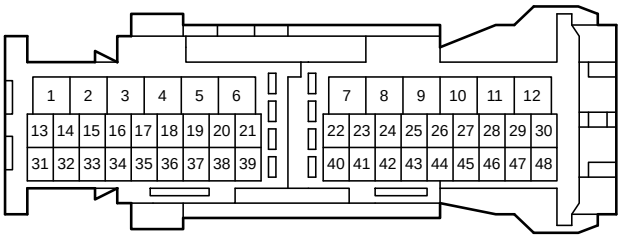

90980-12779

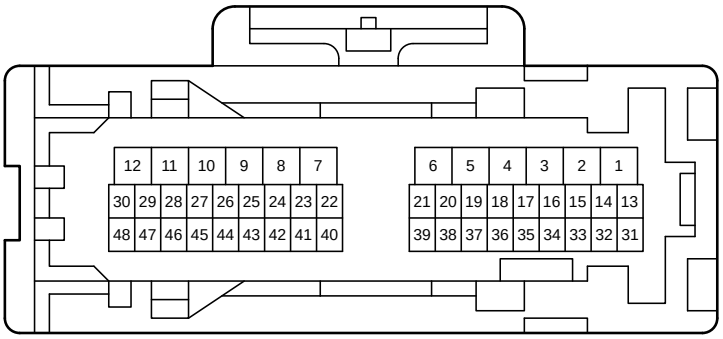

90980-12799