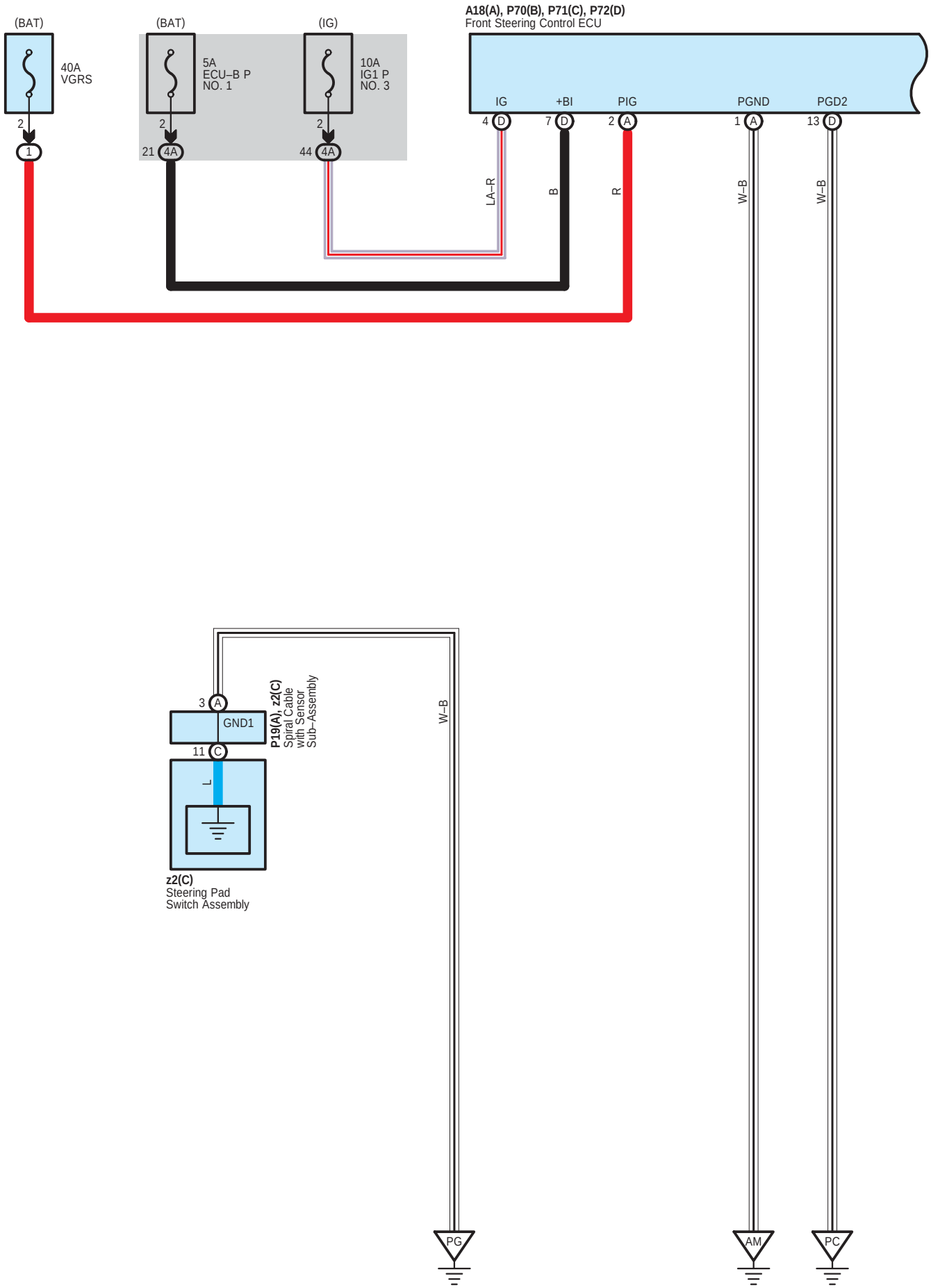
(BAT)
40A
VGRS
2
1
(BAT)
5A
ECU–B P
NO. 1
2
21 4A
(IG)
10A
IG1 P
NO. 3
2
44 4A
A18(A), P70(B), P71(C), P72(D)
Front Steering Control ECU
IG
+BI
PIG
PGND
PGD2
4 D
7 D
2 A
1 A
13 D
LA–R
B
R
W–B
W–B
3 A
GND1
11 C
P19(A), z2(C)
Spiral Cable
with Sensor
Sub–Assembly
z2(C)
Steering Pad
Switch Assembly
W–B
PG
AM
PC

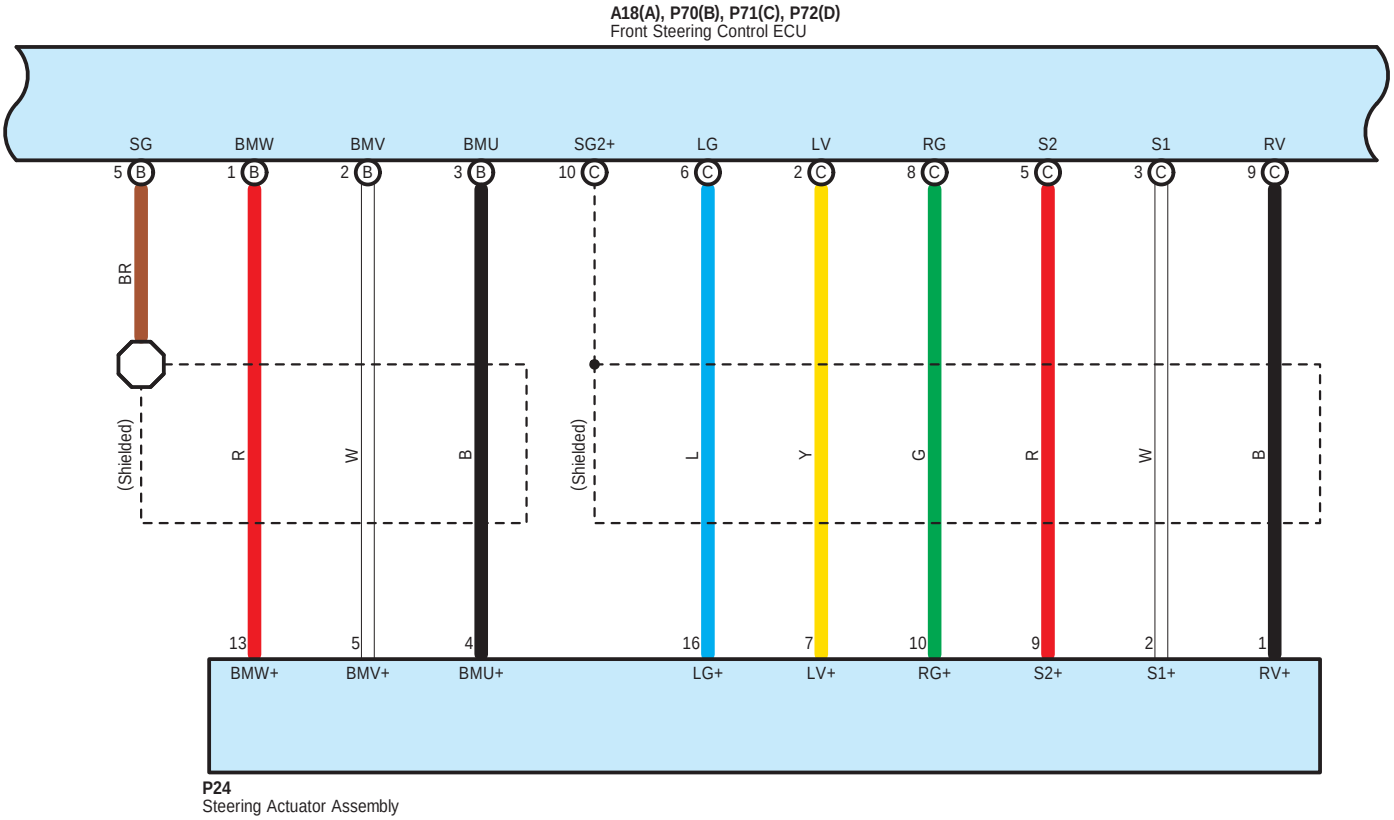
A18(A), P70(B), P71(C), P72(D)
Front Steering Control ECU
SG
BMW
BMV
BMU
SG2+
LG
LV
RG
S2
S1
RV
5 B
1 B
2 B
3 B
10 C
6 C
2 C
8 C
5 C
3 C
9 C
BR
(Shielded)
R
W
B
(Shielded)
L
Y
G
R
W
B
13
5
4
16
7
10
9
2
1
BMW+
BMV+
BMU+
LG+
LV+
RG+
S2+
S1+
RV+
P24
Steering Actuator Assembly

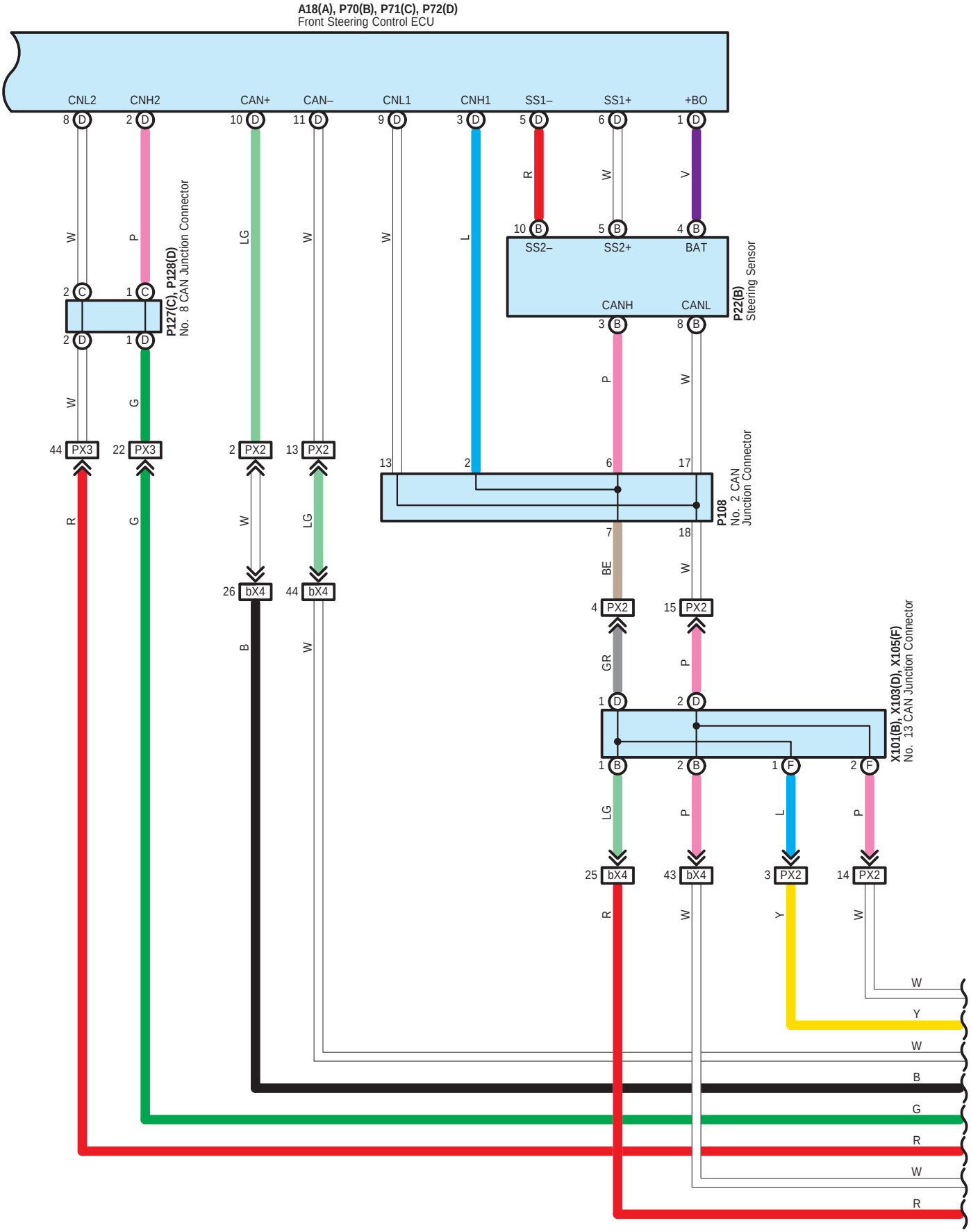
A18(A), P70(B), P71(C), P72(D)
Front Steering Control ECU
CNL2
CNH2
CAN+
CAN–
CNL1
CNH1
SS1–
SS1+
+BO
SS2–
SS2+
BAT
CANH
CANL
P127(C), P128(D)
No. 8 CAN Junction Connector
P22(B)
Steering Sensor
P108
No. 2 CAN
Junction Connector
X101(B), X103(D), X105(F)
No. 13 CAN Junction Connector
PX3
PX2
bX4

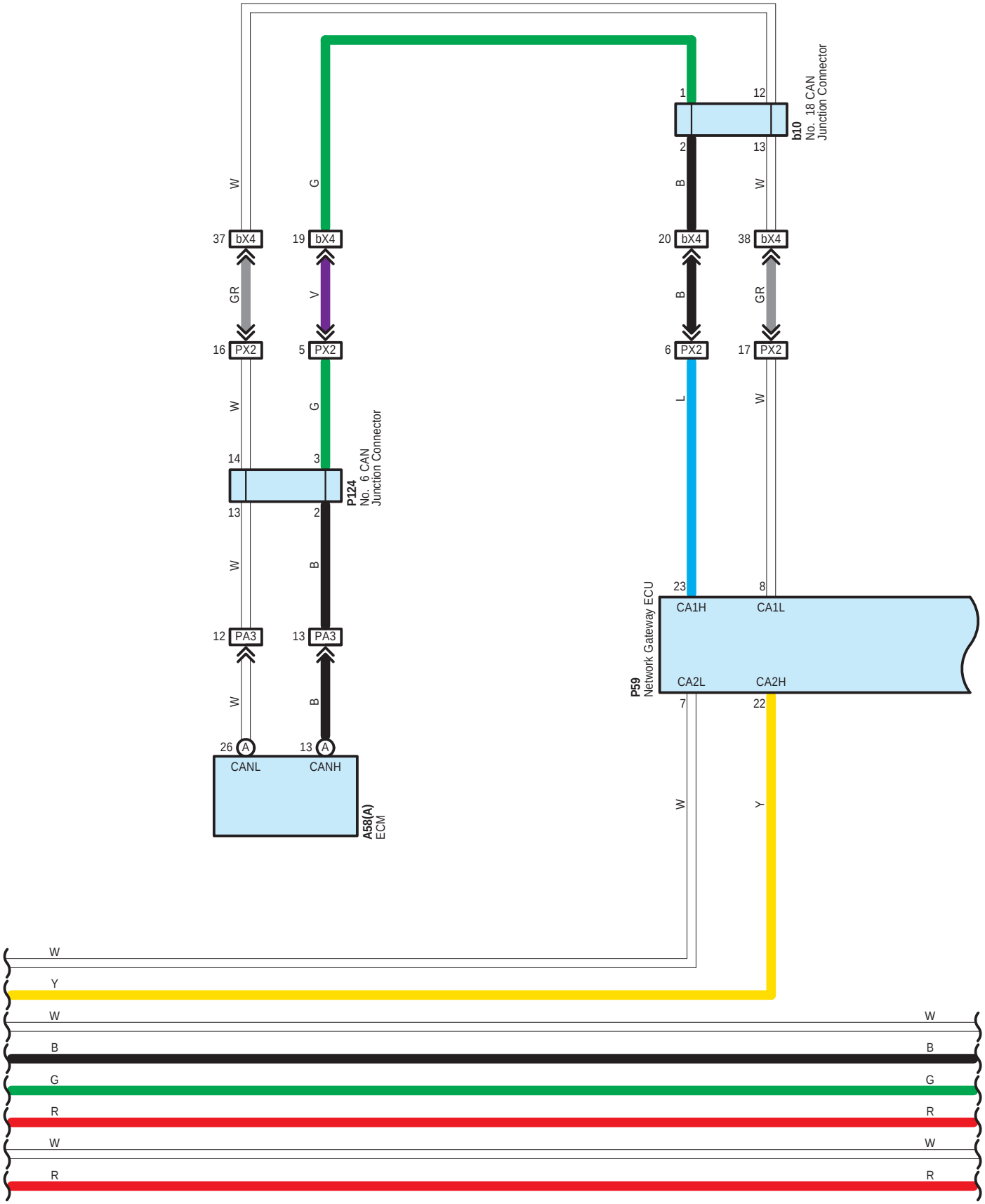
b10
No. 18 CAN
Junction Connector
1
12
2
13
W
G
B
W
37 bX4
19 bX4
20 bX4
38 bX4
GR
V
B
GR
16 PX2
5 PX2
6 PX2
17 PX2
W
G
L
W
14
3
P124
No. 6 CAN
Junction Connector
13
2
W
B
23
8
CA1H
CA1L
P59
Network Gateway ECU
CA2L
CA2H
7
22
12 PA3
13 PA3
W
B
26 A
13 A
CANL
CANH
A58(A)
ECM
W
Y
W
W
B
B
G
G
R
R
W
W
R
R

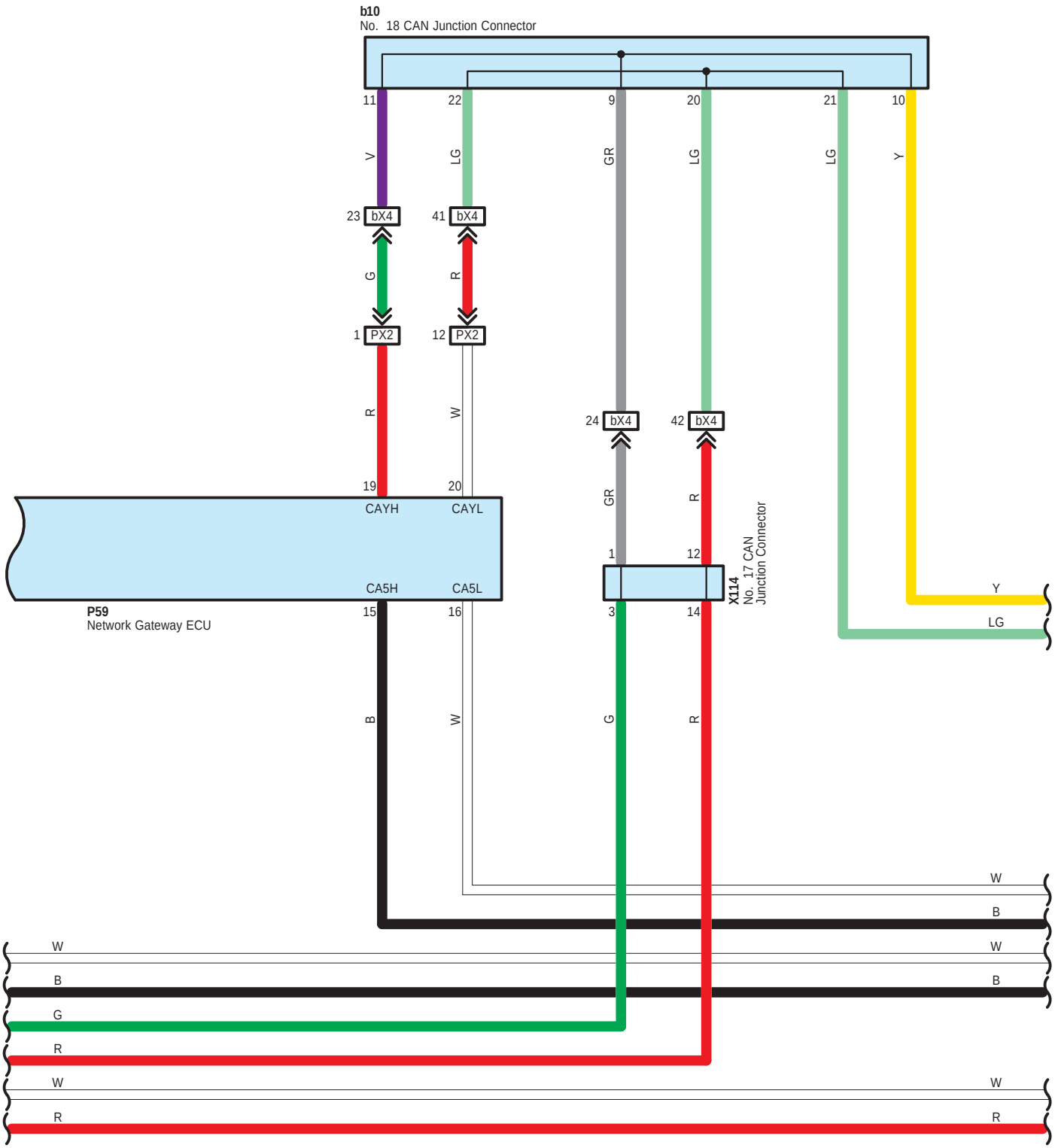
b10
No. 18 CAN Junction Connector
11
22
9
20
21
10
V
LG
GR
LG
LG
Y
23 bX4
41 bX4
G
R
1 PX2
12 PX2
R
W
24 bX4
42 bX4
19
20
GR
R
CAYH
CAYL
1
12
X114
No. 17 CAN
Junction Connector
CA5H
CA5L
P59
Network Gateway ECU
15
16
3
14
Y
LG
B
W
G
R
W
B
W
W
B
B
G
R
W
W
R
R

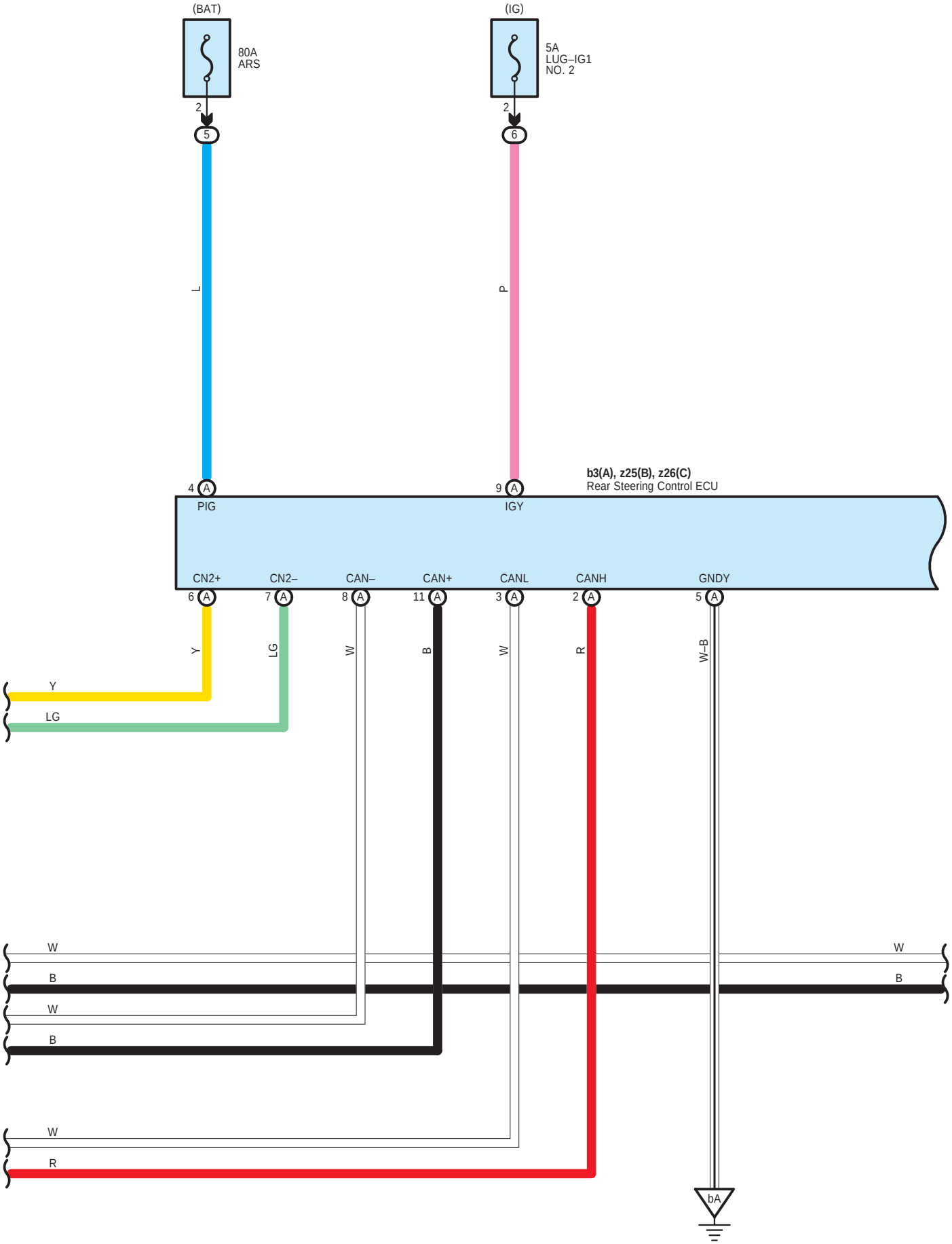
(BAT)
80A
ARS
2
5
L
(IG)
5A
LUG–IG1
NO. 2
2
6
P
b3(A), z25(B), z26(C)
Rear Steering Control ECU
4 A
PIG
9 A
IGY
CN2+
CN2–
CAN–
CAN+
CANL
CANH
GNDY
6 A
7 A
8 A
11 A
3 A
2 A
5 A
Y
LG
W
B
R
W–B
Y
LG
W
B
W
B
W
R
W
B
bA

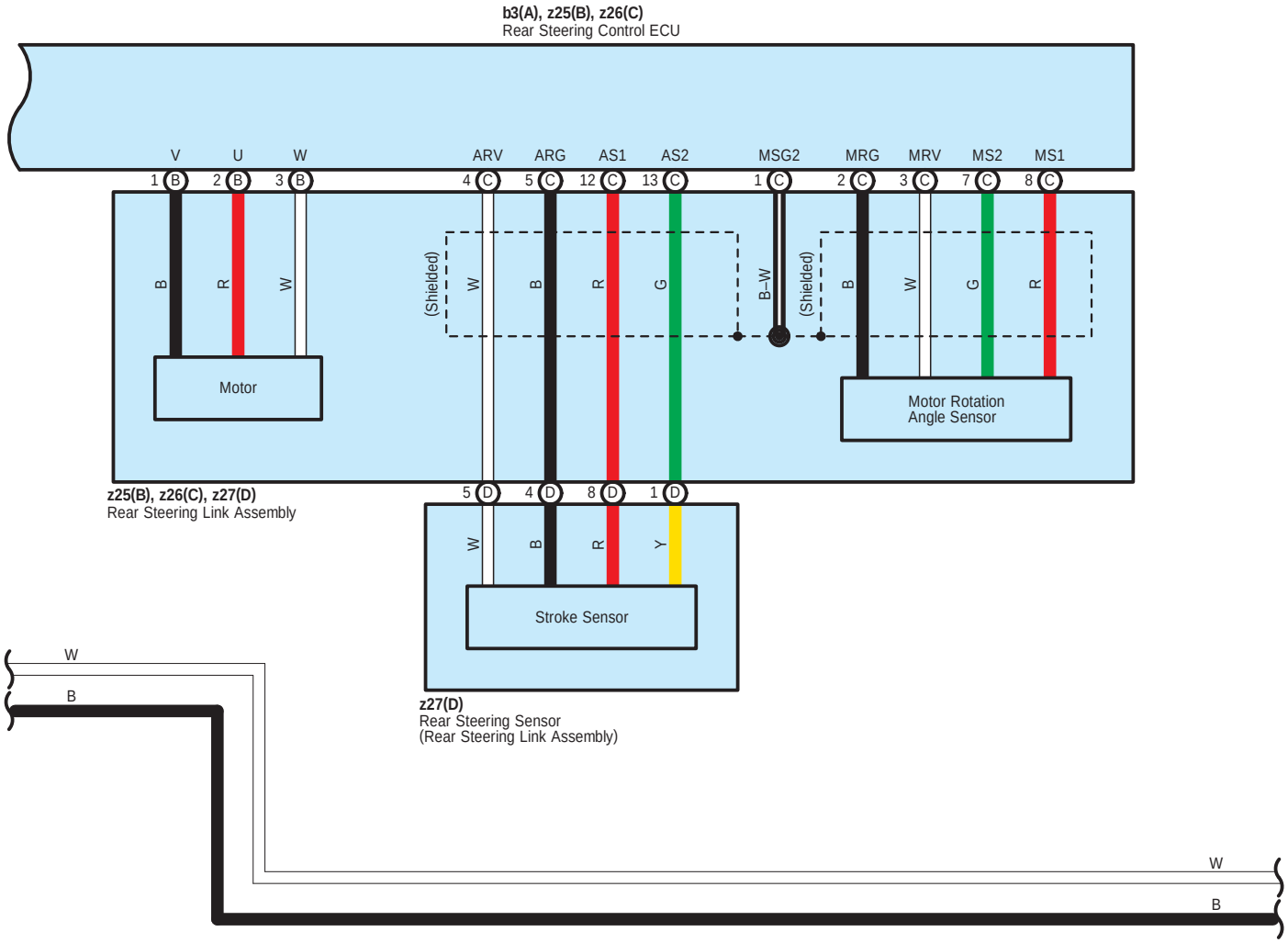
b3(A), z25(B), z26(C)
Rear Steering Control ECU
V
U
W
ARV
ARG
AS1
AS2
MSG2
MRG
MRV
MS2
MS1
1 B
2 B
3 B
4 C
5 C
12 C
13 C
1 C
2 C
3 C
7 C
8 C
B
R
W
(Shielded)
W
B
R
G
B–W
(Shielded)
B
W
G
R
Motor
Motor Rotation
Angle Sensor
z25(B), z26(C), z27(D)
Rear Steering Link Assembly
5 D
4 D
8 D
1 D
W
B
R
Y
Stroke Sensor
z27(D)
Rear Steering Sensor
(Rear Steering Link Assembly)
W
B
W
B

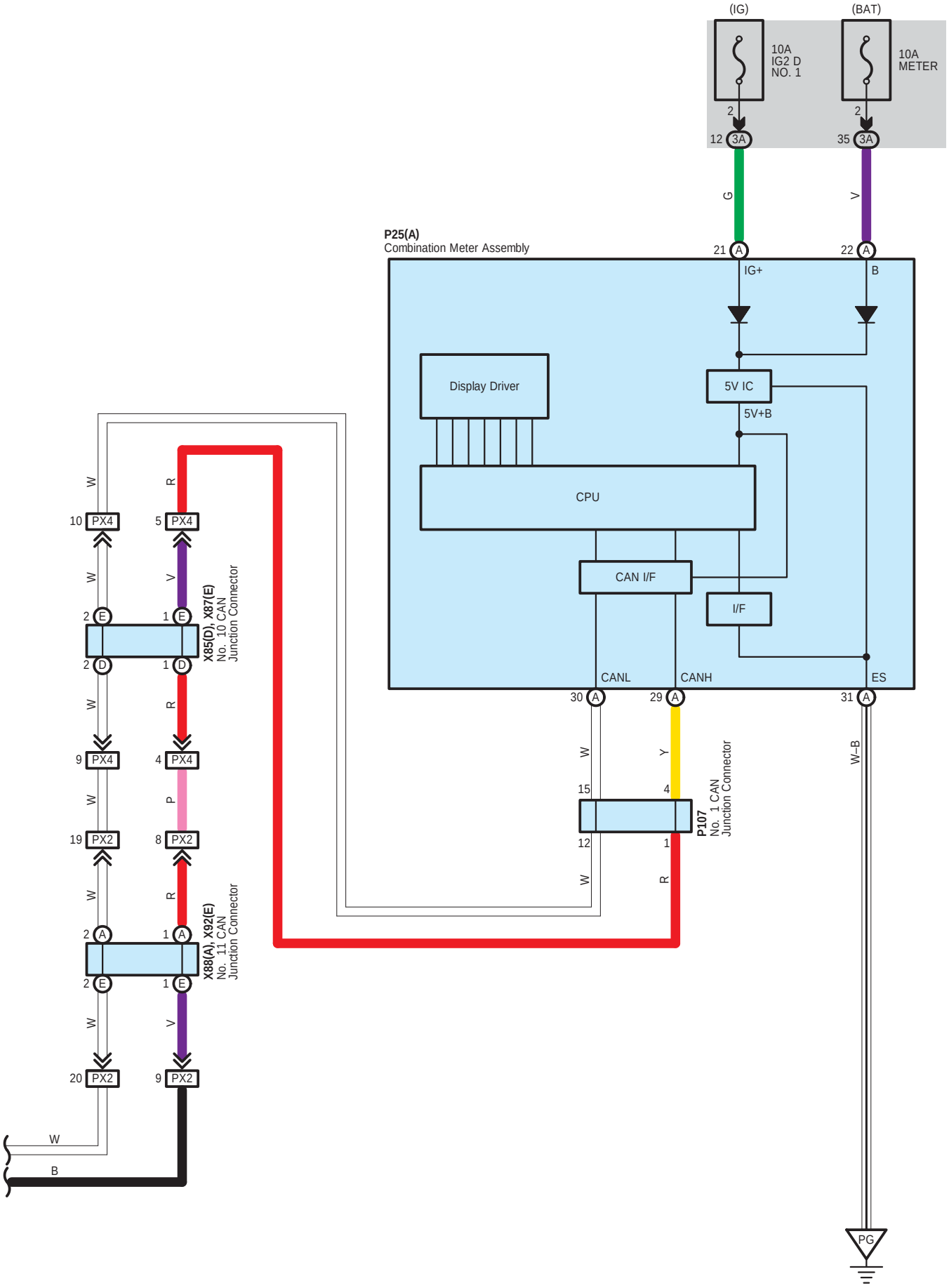
(IG)
(BAT)
10A
IG2 D
NO. 1
10A
METER
2
12 3A
2
35 3A
G
V
P25(A)
Combination Meter Assembly
21 A
22 A
IG+
B
Display Driver
5V IC
5V+B
CPU
CAN I/F
I/F
CANL
CANH
ES
30 A
29 A
31 A
W
Y
W–B
15
4
12
1
P107
No. 1 CAN
Junction Connector
R
W
10 PX4
5 PX4
2 E
1 E
2 D
1 D
X85(D), X87(E)
No. 10 CAN
Junction Connector
9 PX4
4 PX4
P
19 PX2
8 PX2
2 A
1 A
2 E
1 E
X88(A), X92(E)
No. 11 CAN
Junction Connector
20 PX2
9 PX2
B
PG

A18
White

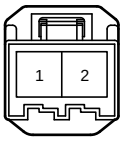

82824-30590

A58
Black

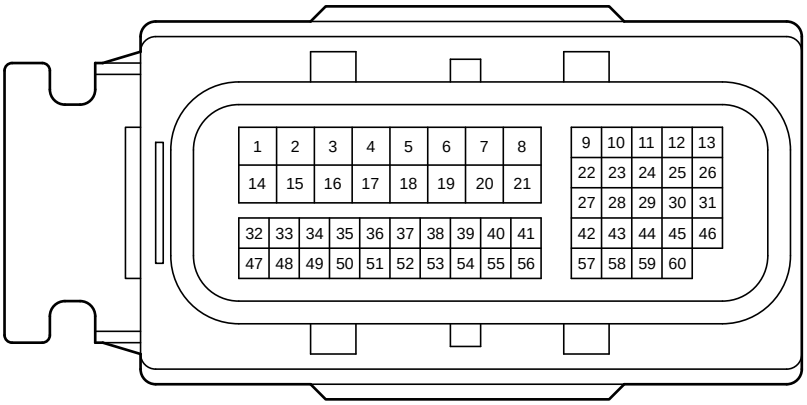

90980-12931

P19
Black

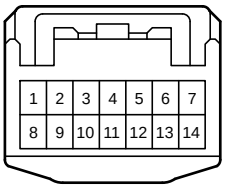

90980-12370

P22
Black

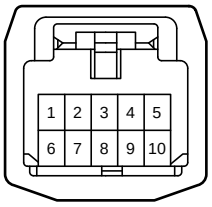

82824-78040

P24
White

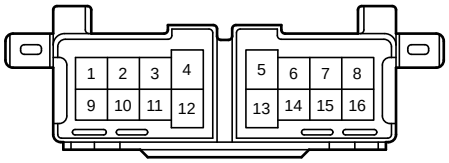

90980-11547

P25
Black

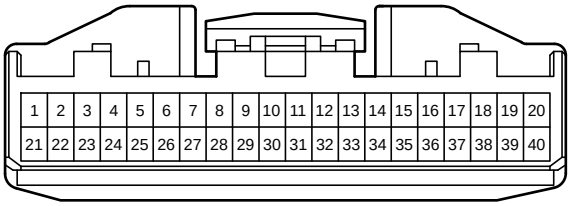

90980-12557

P59
Black

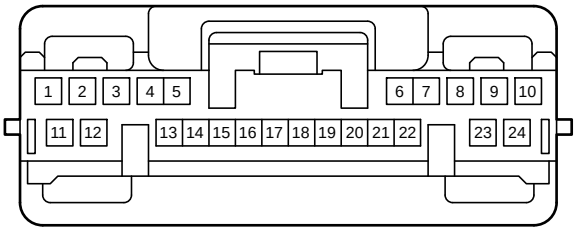

90980-12912

P70
White

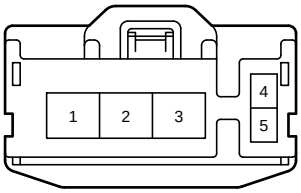

82824-30570

P71
White

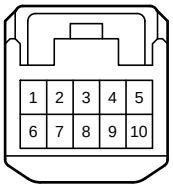

90980-12368

P72
White

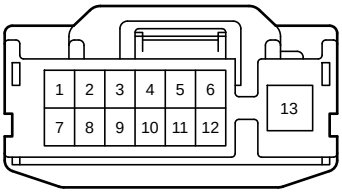

82824-30580

P107
White

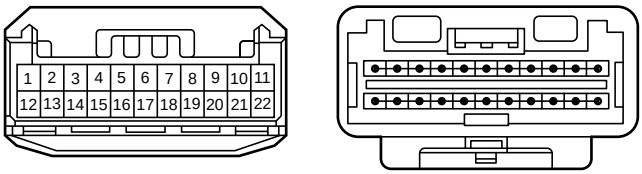

90980-12B54

P108
White

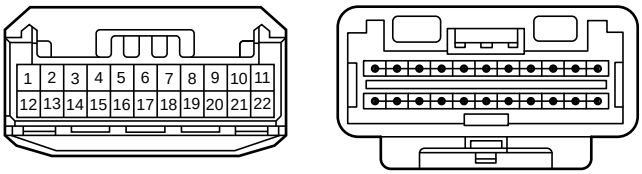

90980-12B54

P124
Black

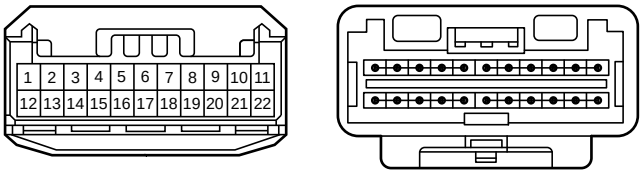

90980-12B54

P127
White

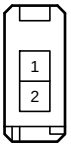

90980-12827

P128
White

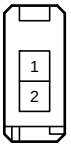

90980-12827

X85
White

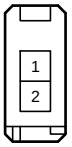

90980-12827

X87
White

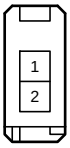

90980-12827

X88
White

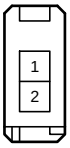

90980-12827

X92
White

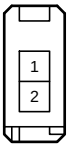

90980-12827

X101
White

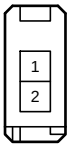

90980-12827

X103
White

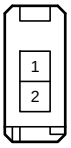

90980-12827

X105
White

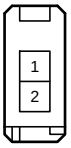

90980-12827

X114
White

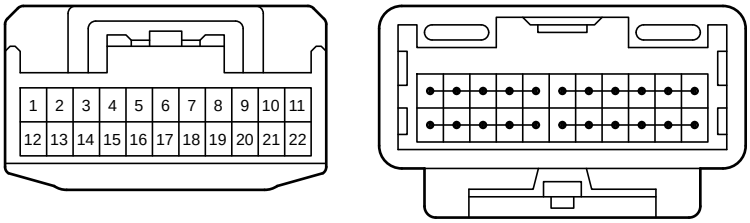

90980-12372

b3
Black

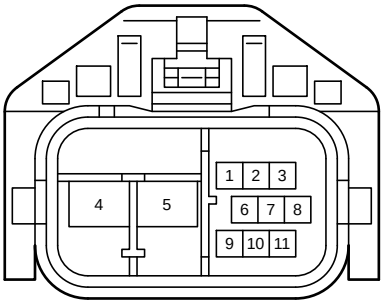

90980-12483

b10
Black

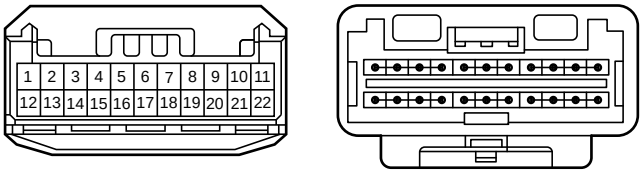

90980-12B54

z2
Black

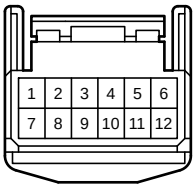

90980-12559

z25
Black

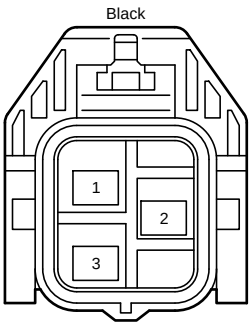

90980-12648

z26
Black

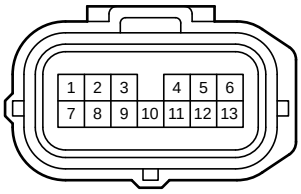

90980-12326

z27
White



90980-12520

3A
White

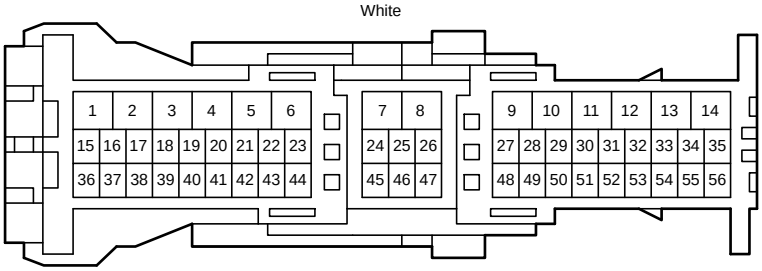

90980-12943

4A
White

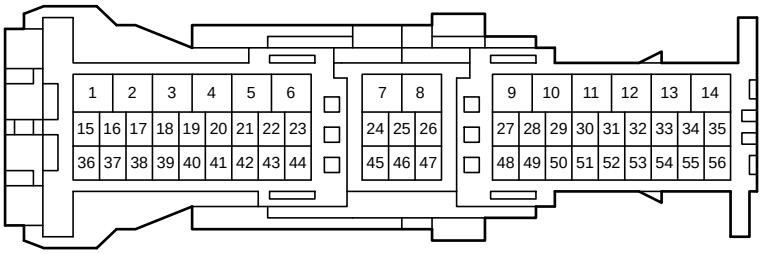

90980-12943

PA3
White

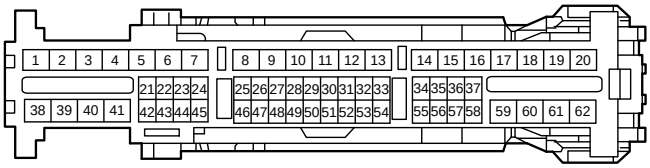

90980-12B22

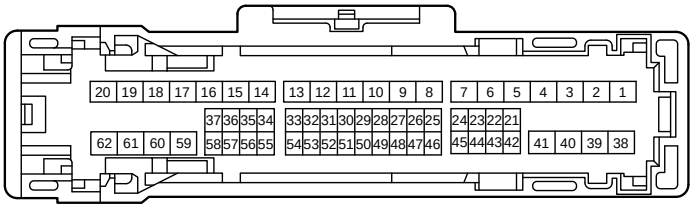

90980-12B21

PX2
White

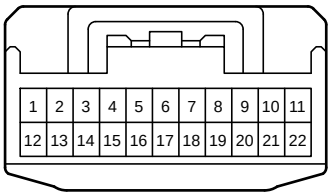

90980-12372

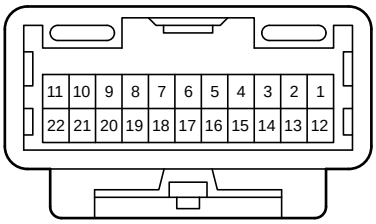

90980-12371

PX3
Gray

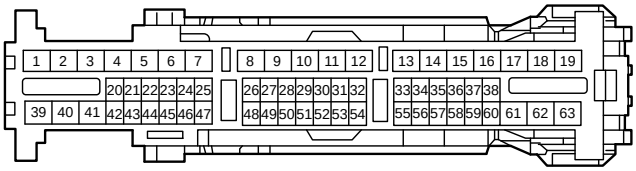

90980-12B20

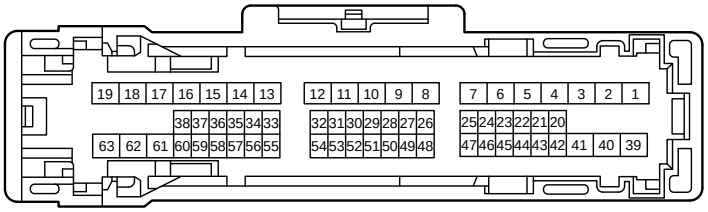

90980-12B19

PX4
White

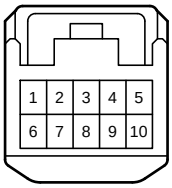

90980-12368

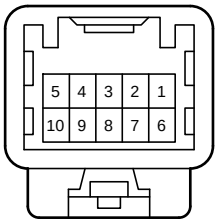

90980-12367

bX4
White

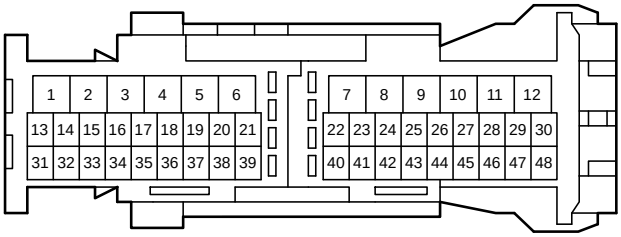

90980-12779

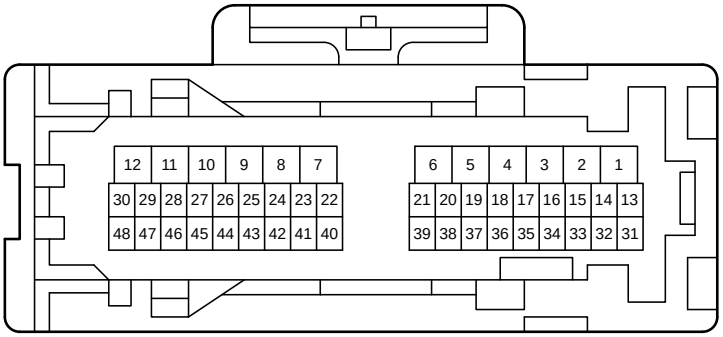

90980-12799