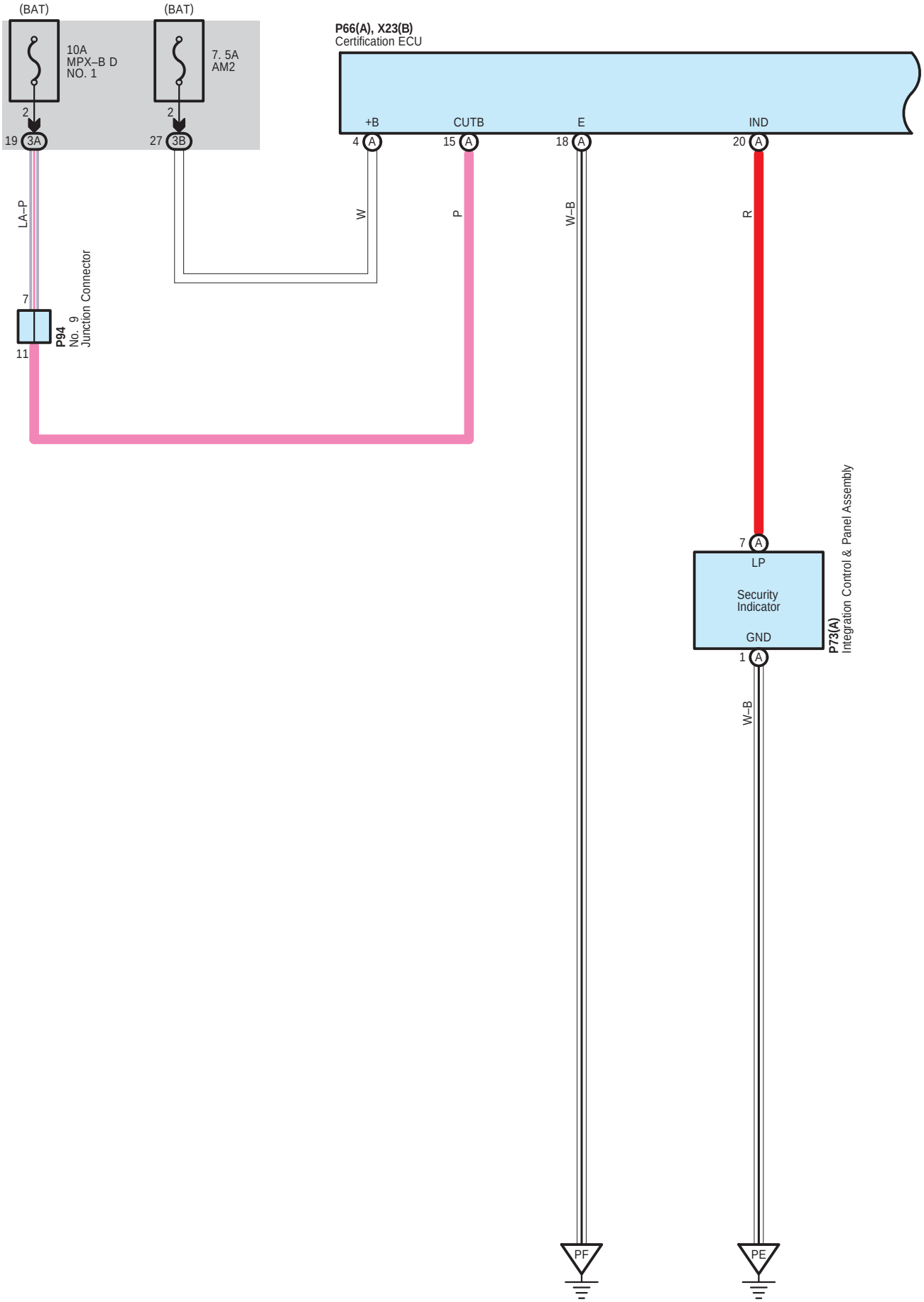
(BAT)
10A
MPX–B D
NO. 1
(BAT)
7. 5A
AM2
P66(A), X23(B)
Certification ECU
+B
CUTB
E
IND
19 3A
27 3B
4 A
15 A
18 A
20 A
LA–P
W
P
W–B
R
7
11
P94
No. 9
Junction Connector
7 A
LP
Security
Indicator
GND
1 A
P73(A)
Integration Control & Panel Assembly
W–B
PE
PE

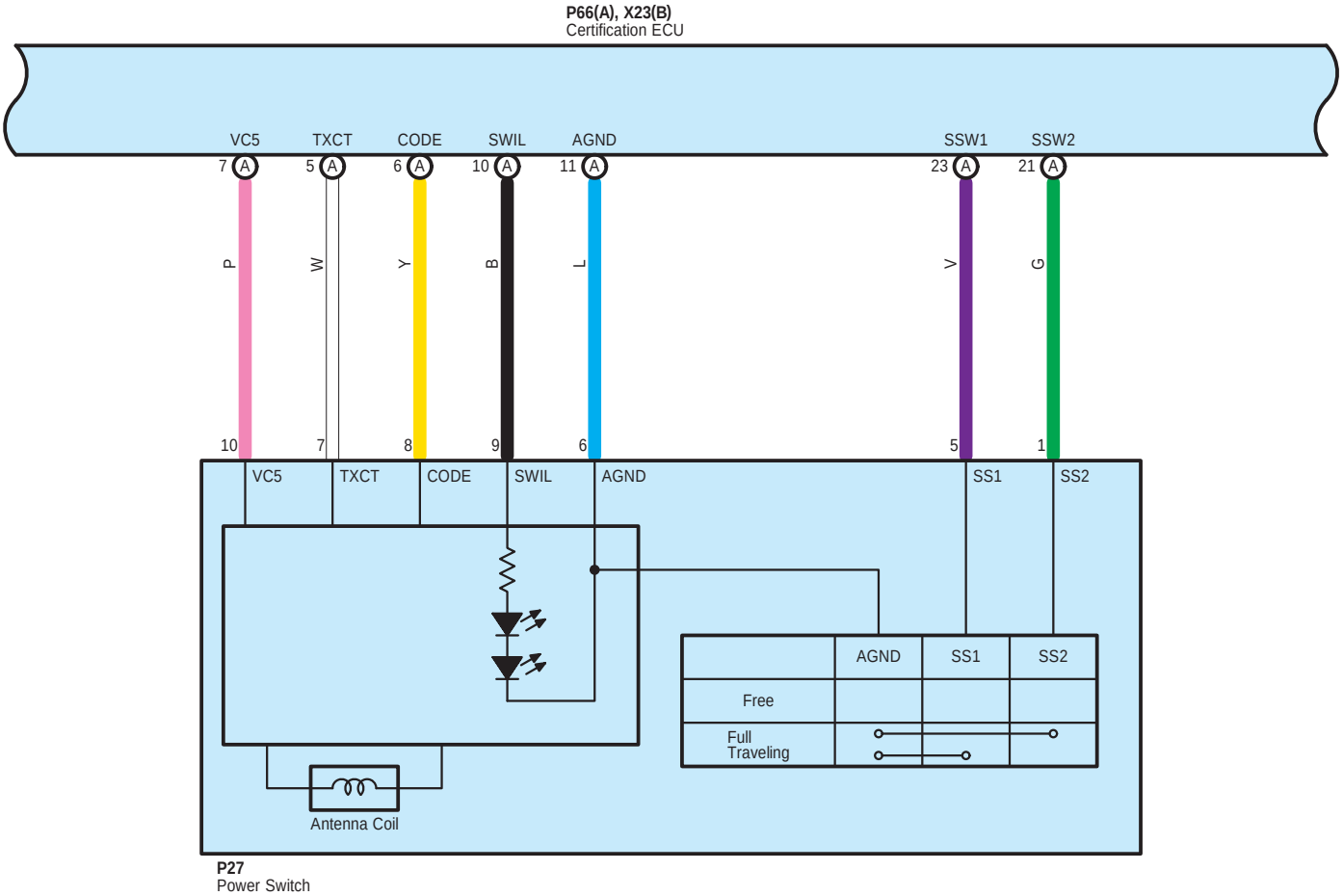
P66(A), X23(B)
Certification ECU
VC5
TXCT
CODE
SWIL
AGND
SSW1
SSW2
7 A
5 A
6 A
10 A
11 A
23 A
21 A
P
W
Y
B
L
V
G
10
7
8
9
6
5
1
VC5
TXCT
CODE
SWIL
AGND
SS1
SS2
AGND
SS1
SS2
Free
Full Traveling
Antenna Coil
P27
Power Switch

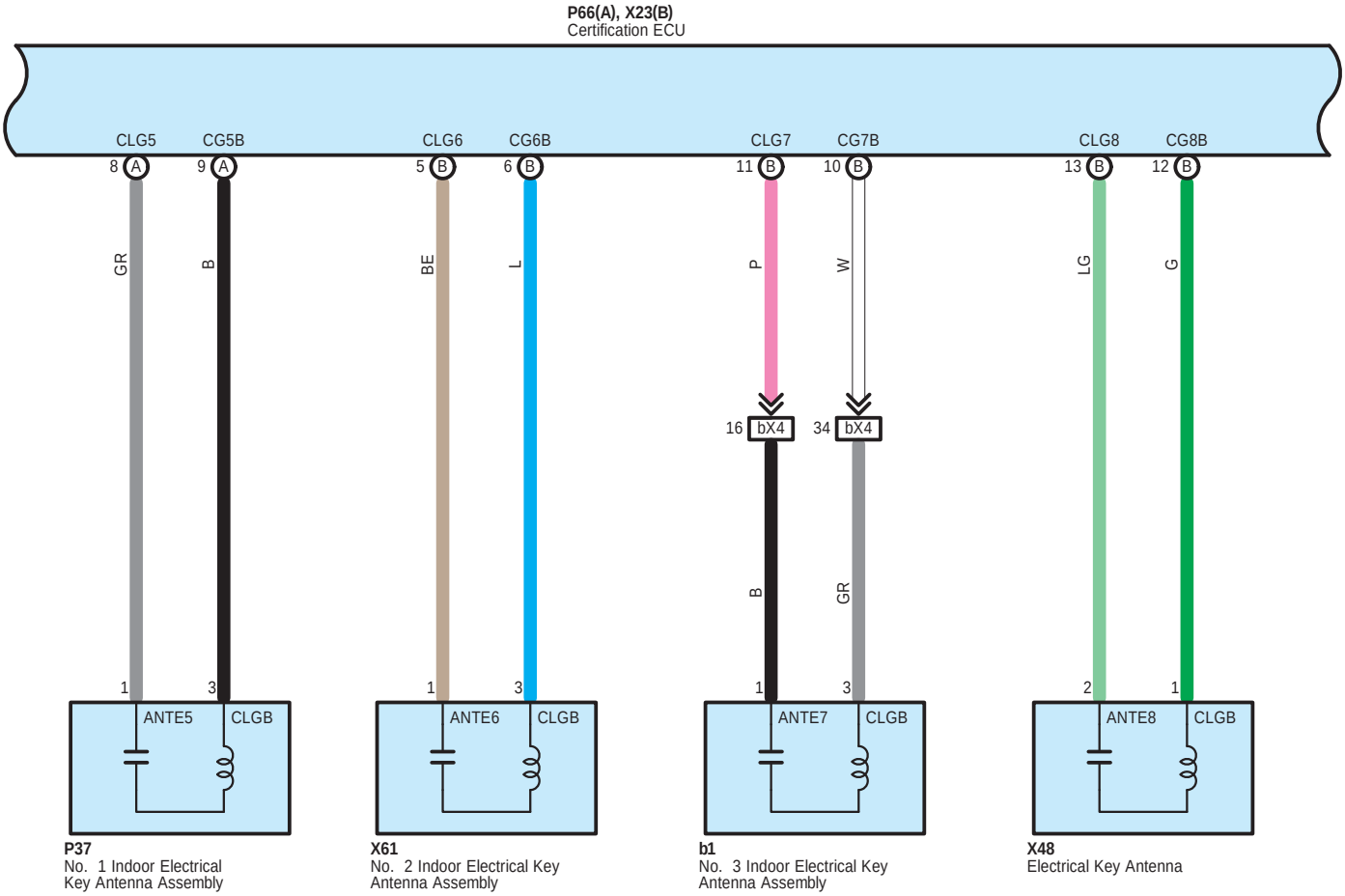
P66(A), X23(B)
Certification ECU
CLG5
CG5B
CLG6
CG6B
CLG7
CG7B
CLG8
CG8B
8 A
9 A
5 B
6 B
11 B
10 B
13 B
12 B
GR
B
BE
L
P
W
LG
G
16 bX4
34 bX4
B
GR
1
3
1
3
1
3
2
1
ANTE5
CLGB
ANTE6
CLGB
ANTE7
CLGB
ANTE8
CLGB
P37
No. 1 Indoor Electrical Key Antenna Assembly
X61
No. 2 Indoor Electrical Key Antenna Assembly
b1
No. 3 Indoor Electrical Key Antenna Assembly
X48
Electrical Key Antenna

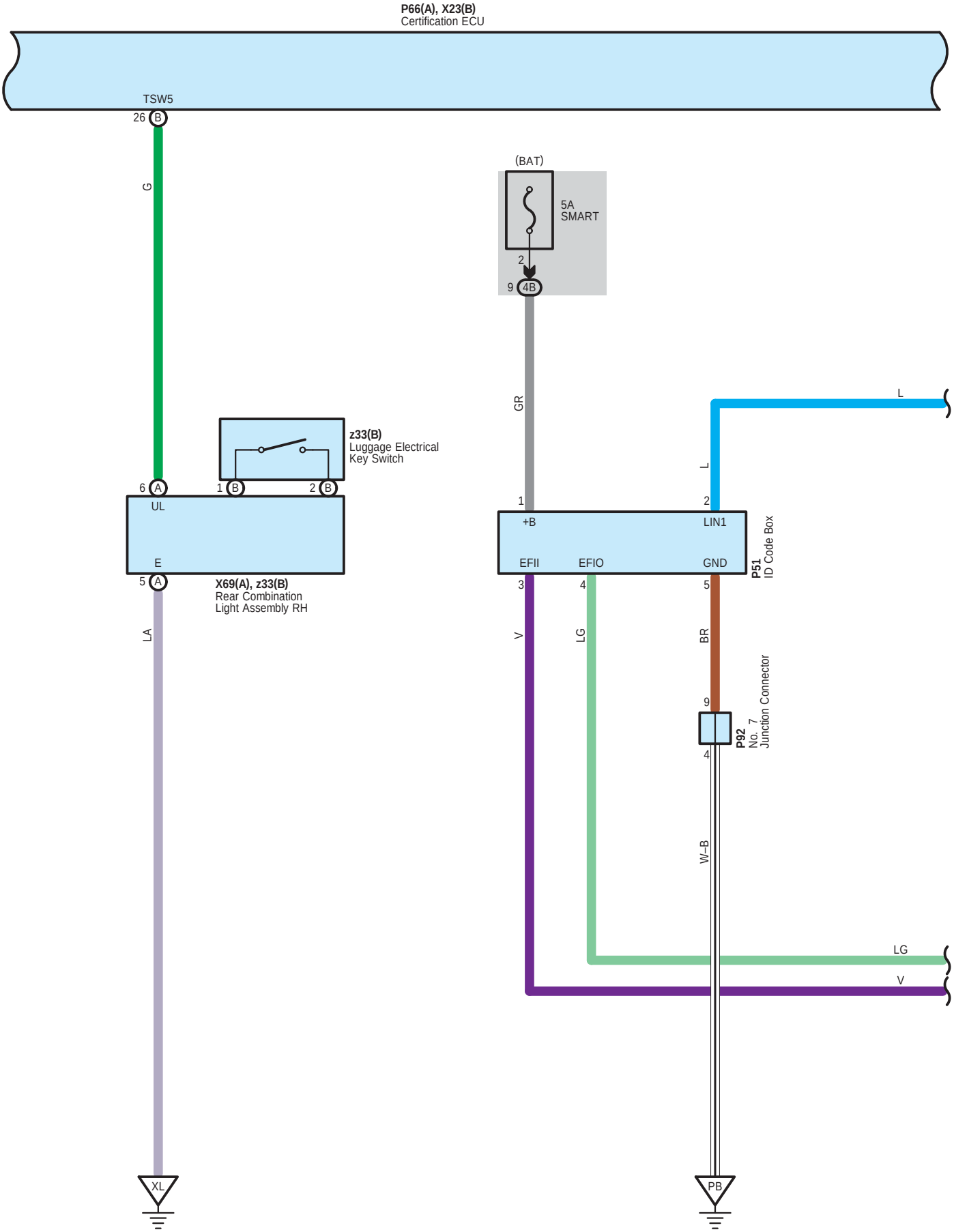
P66(A), X23(B)
Certification ECU
TSW5
26 B
G
(BAT)
5A
SMART
2
9 4B
GR
L
z33(B)
Luggage Electrical
Key Switch
6 A
1 B
2 B
UL
E
5 A
X69(A), z33(B)
Rear Combination
Light Assembly RH
LA
1
+B
2
LIN1
EFII
EFIO
GND
P51
ID Code Box
3
4
5
V
LG
BR
9
P92
No. 7
Junction Connector
4
W–B
LG
V
XL
PB

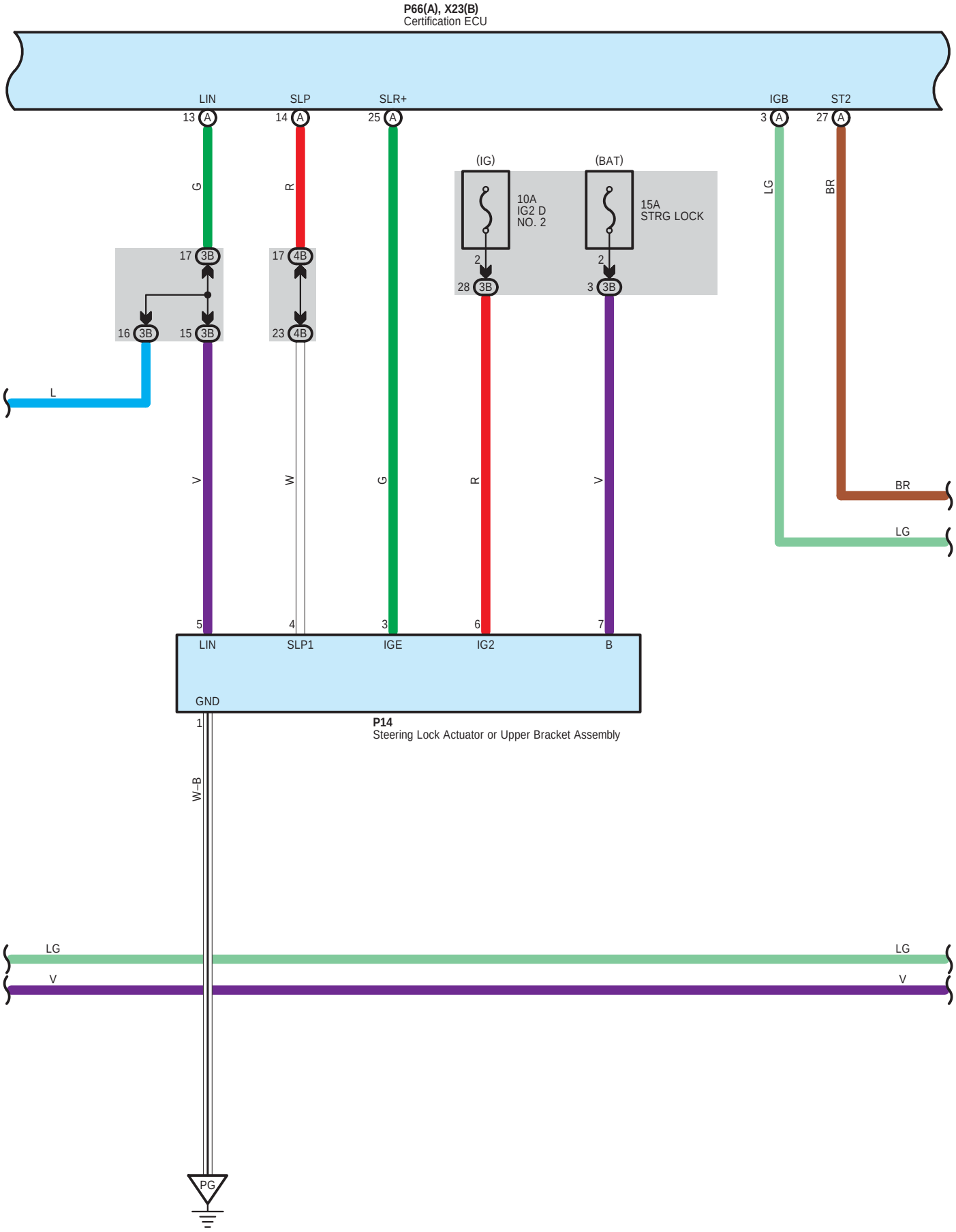
P66(A), X23(B)
Certification ECU
LIN
SLP
SLR+
IGB
ST2
13 A
14 A
25 A
3 A
27 A
G
R
LG
BR
(IG)
(BAT)
10A
IG2 D
NO. 2
15A
STRG LOCK
2
28 3B
3 3B
17 3B
16 3B
15 3B
17 4B
23 4B
L
V
W
G
R
V
BR
LG
5
4
3
6
7
LIN
SLP1
IGE
IG2
B
GND
1
P14
Steering Lock Actuator or Upper Bracket Assembly
W–B
LG
V
LG
V
PG

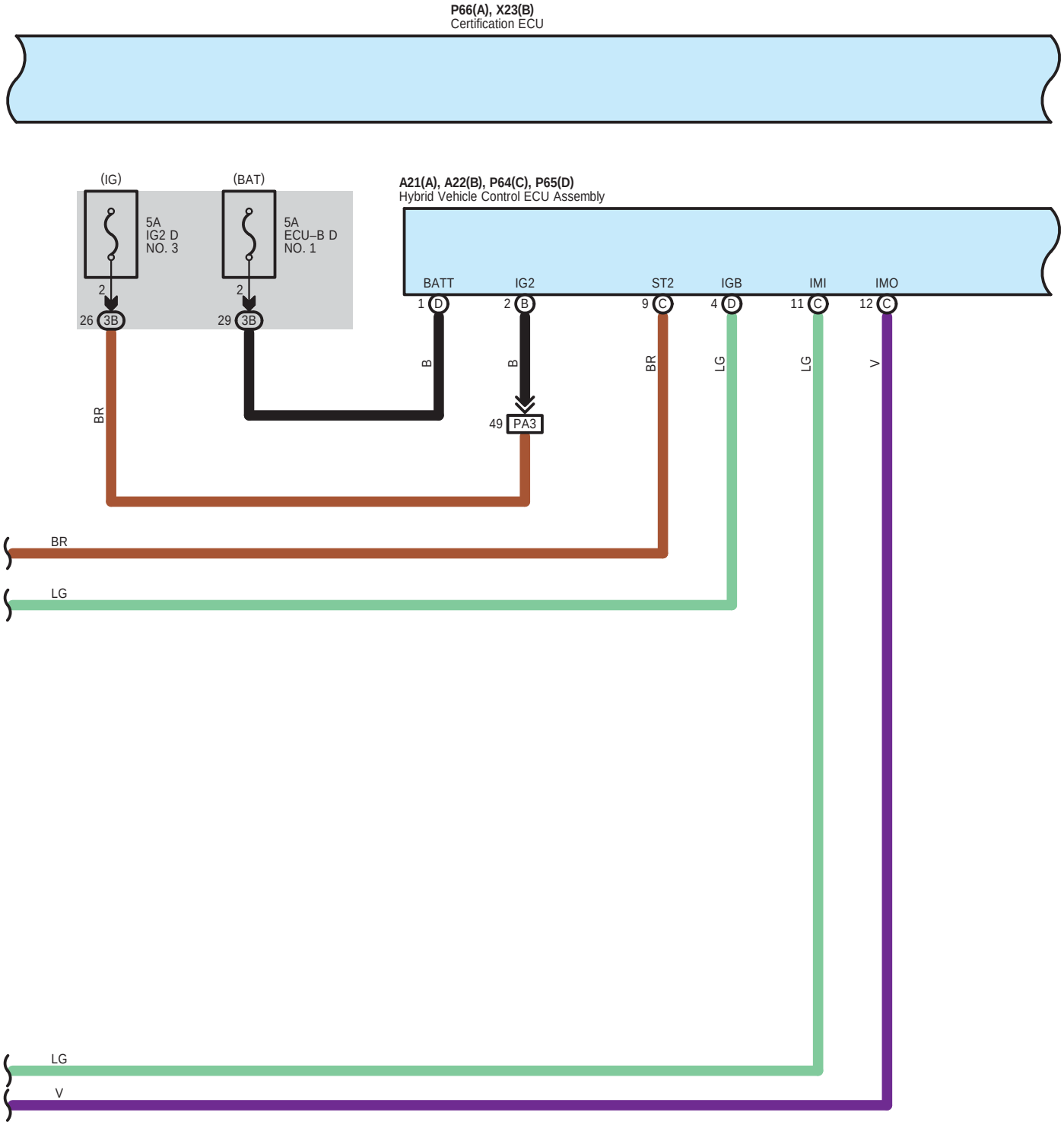
P66(A), X23(B)
Certification ECU
(IG)
(BAT)
5A
IG2 D
NO. 3
5A
ECU–B D
NO. 1
2
2
26 3B
29 3B
A21(A), A22(B), P64(C), P65(D)
Hybrid Vehicle Control ECU Assembly
BATT
IG2
ST2
IGB
IMI
IMO
1 D
2 B
9 C
4 D
11 C
12 C
B
B
BR
LG
LG
V
BR
49 PA3
BR
LG
LG
V

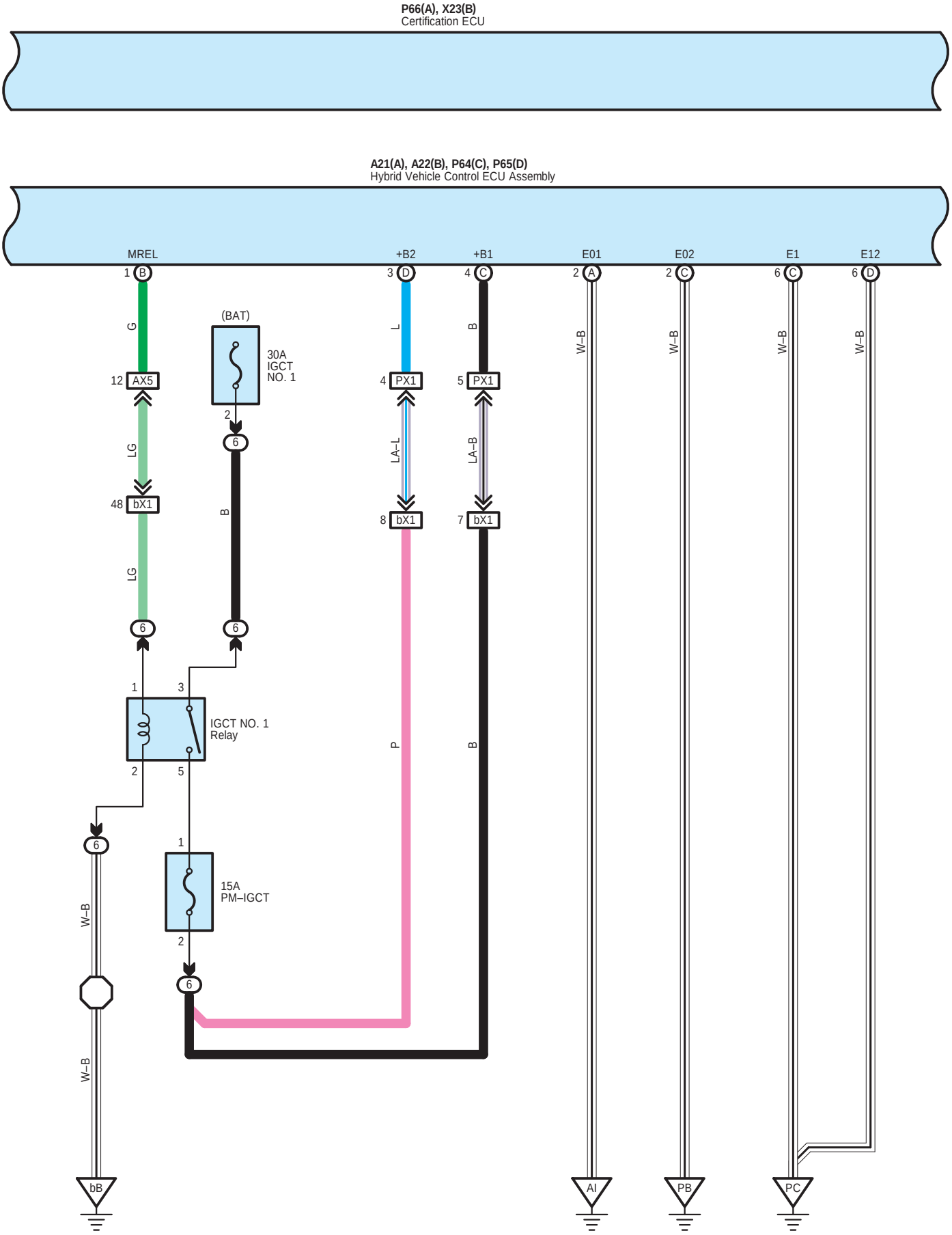
P66(A), X23(B)
Certification ECU
A21(A), A22(B), P64(C), P65(D)
Hybrid Vehicle Control ECU Assembly
MREL
+B2
+B1
E01
E02
E1
E12
1 B
3 D
4 C
2 A
2 C
6 C
6 D
G
L
B
W–B
W–B
W–B
W–B
(BAT)
30A
IGCT
NO. 1
12 AX5
4 PX1
5 PX1
2
6
LG
LA–L
LA–B
48 bX1
8 bX1
7 bX1
B
LG
6
6
1
3
IGCT NO. 1
Relay
2
5
P
B
6
1
15A
PM–IGCT
2
6
W–B
W–B
bB
AI
PB
PC

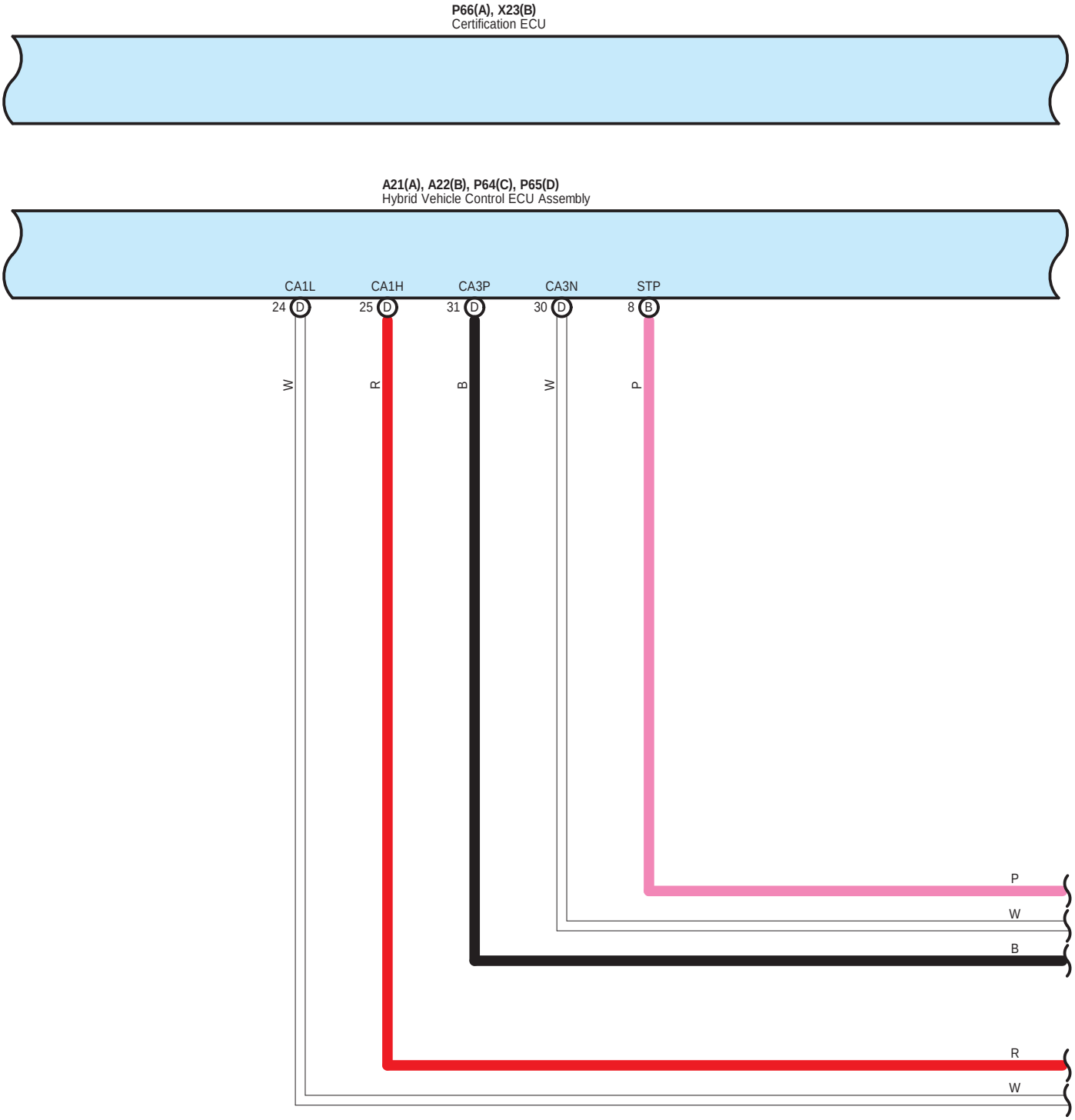
P66(A), X23(B)
Certification ECU
A21(A), A22(B), P64(C), P65(D)
Hybrid Vehicle Control ECU Assembly
CA1L
CA1H
CA3P
CA3N
STP
24 D
25 D
31 D
30 D
8 B
W
R
B
W
P
P
W
B
R
W

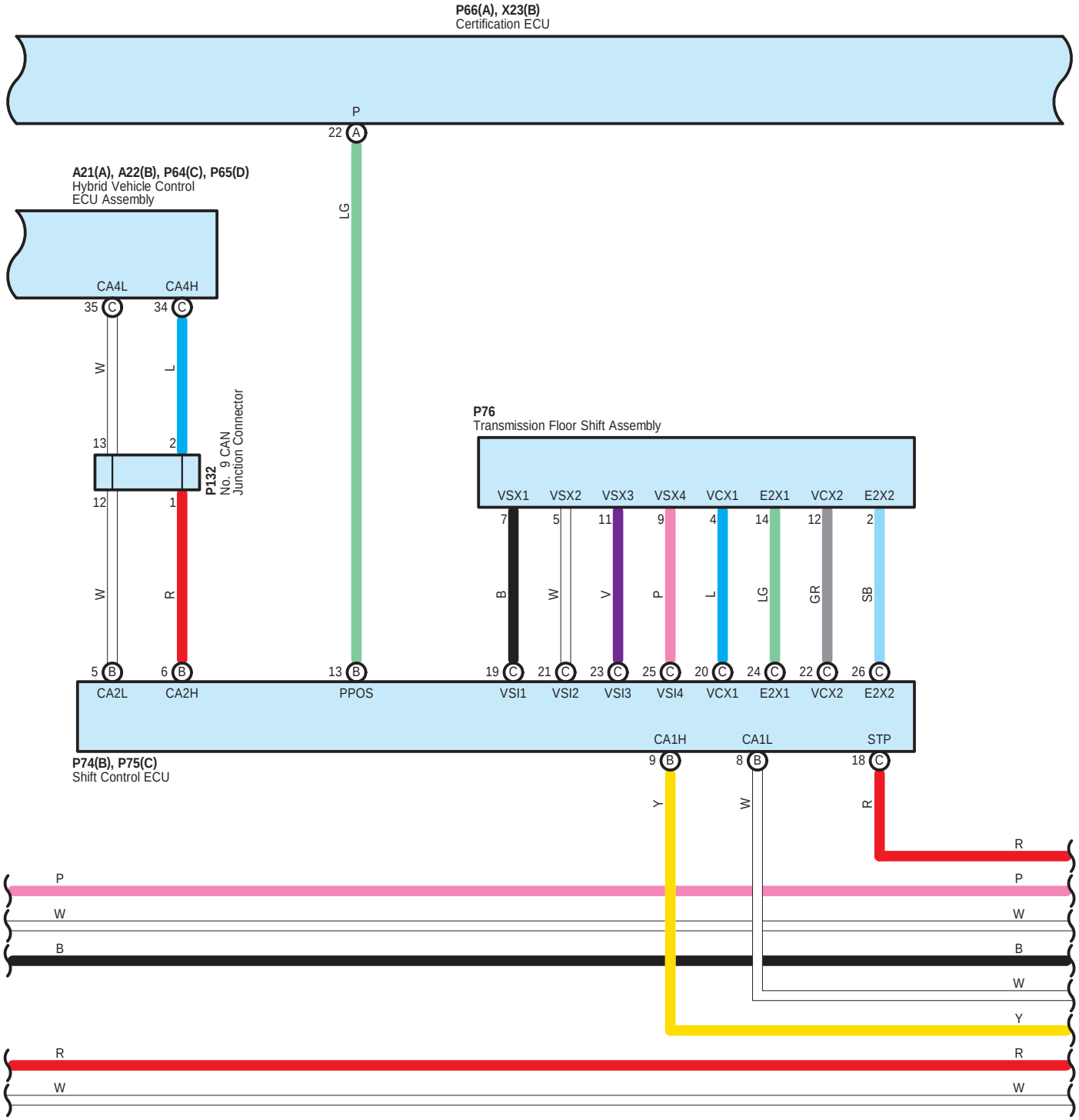
P66(A), X23(B)
Certification ECU
P
22 A
LG
A21(A), A22(B), P64(C), P65(D)
Hybrid Vehicle Control
ECU Assembly
CA4L
CA4H
35 C
34 C
W
L
13
2
P132
No. 9 CAN
Junction Connector
12
1
W
R
5 B
6 B
CA2L
CA2H
13 B
PPOS
P76
Transmission Floor Shift Assembly
VSX1
VSX2
VSX3
VSX4
VCX1
E2X1
VCX2
E2X2
7
5
11
9
4
14
12
2
B
W
V
P
L
LG
GR
SB
19 C
21 C
23 C
25 C
20 C
24 C
22 C
26 C
VSI1
VSI2
VSI3
VSI4
VCX1
E2X1
VCX2
E2X2
CA1H
CA1L
STP
9 B
8 B
18 C
Y
W
R
P74(B), P75(C)
Shift Control ECU
R
P
P
W
W
B
B
W
Y
R
R
W
W

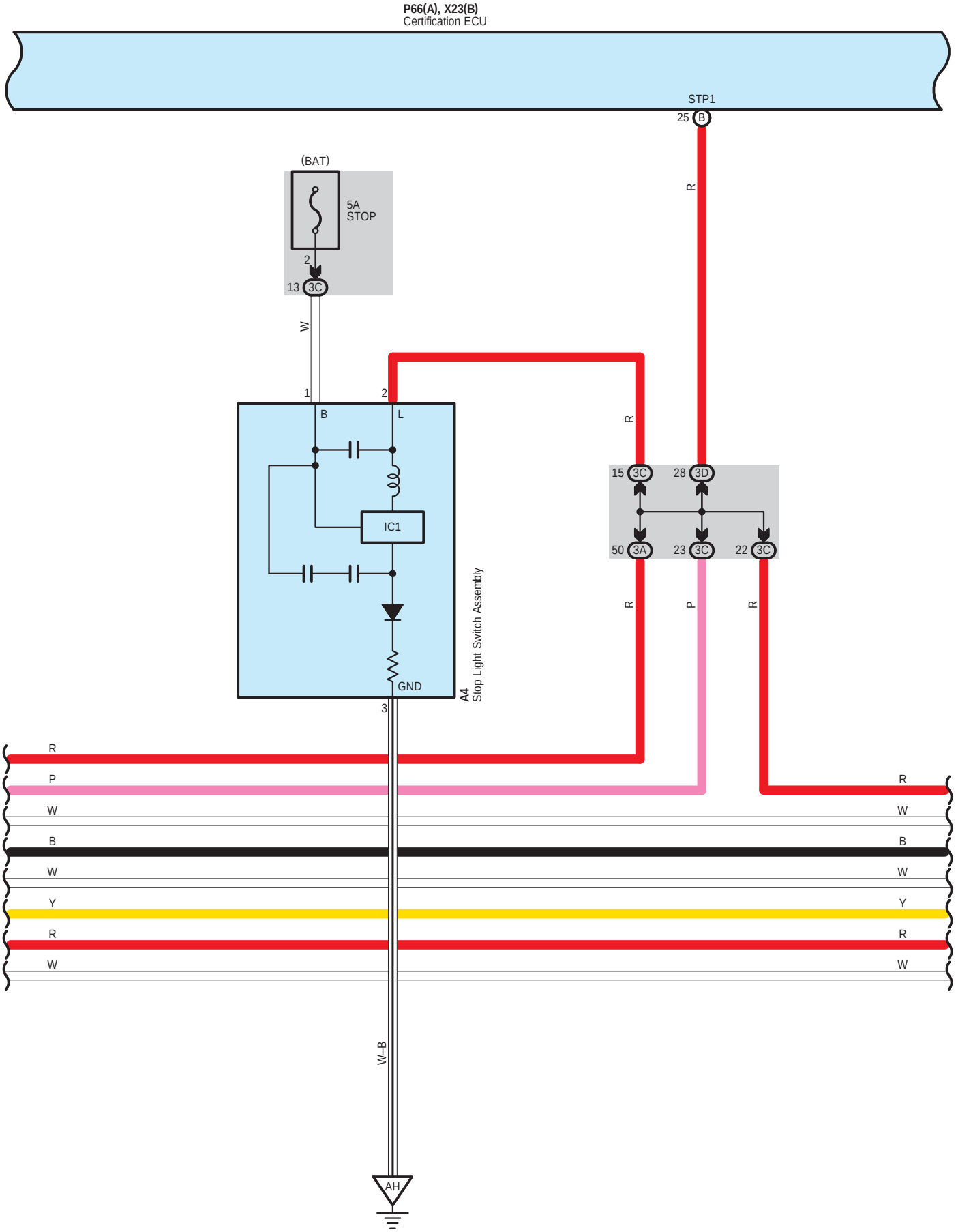
P66(A), X23(B)
Certification ECU
STP1
25 B
R
(BAT)
5A
STOP
2
13 3C
W
1
2
B
L
IC1
GND
3
A4
Stop Light Switch Assembly
R
15 3C
28 3D
50 3A
23 3C
22 3C
R
P
R
R
P
W
B
W
Y
R
W
R
W
B
W
Y
R
W
W–B
AH

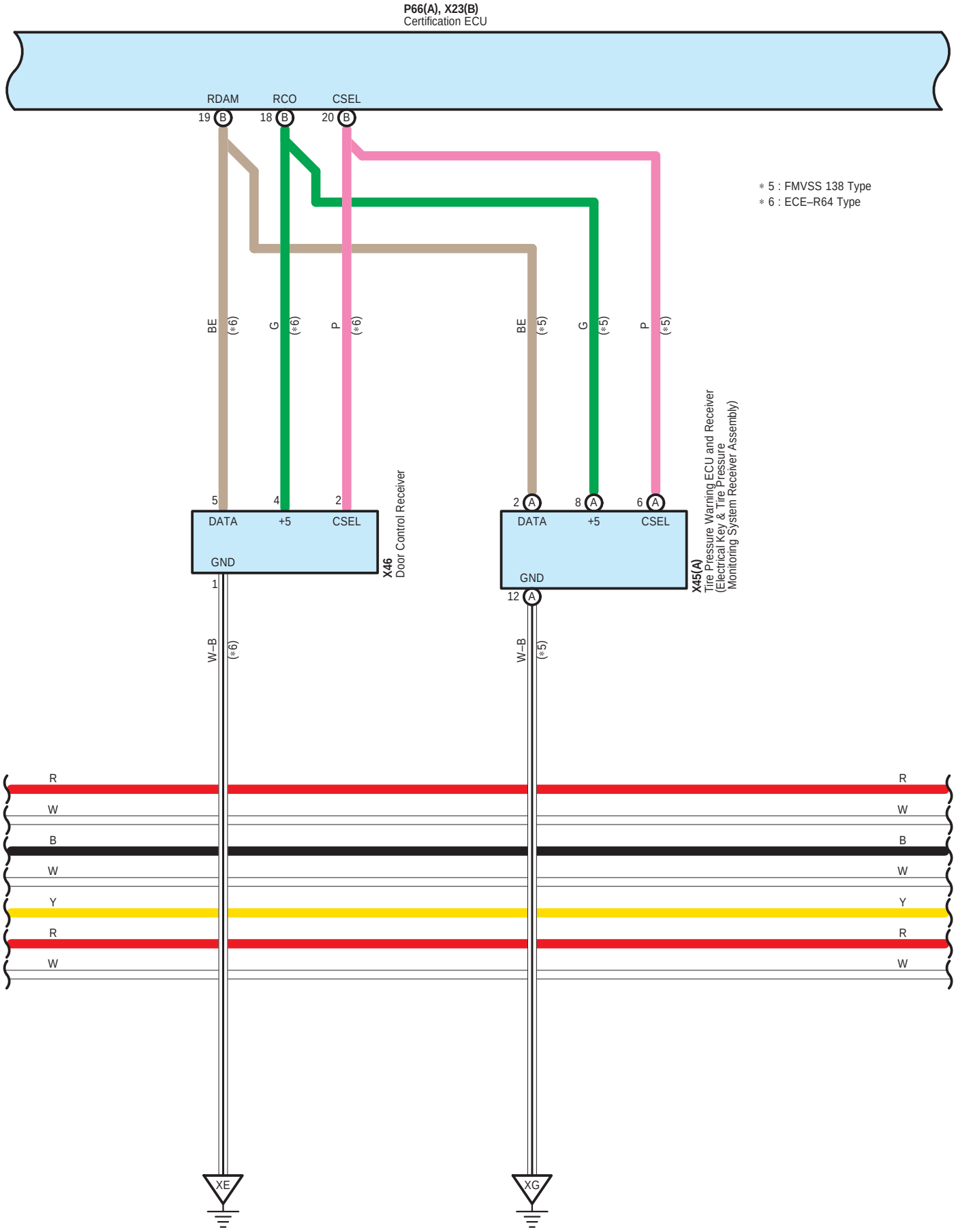
P66(A), X23(B)
Certification ECU
RDAM
RCO
CSEL
19 B
18 B
20 B
∗ 5 : FMVSS 138 Type
∗ 6 : ECE–R64 Type
BE (∗6)
G (∗6)
P (∗6)
BE (∗5)
G (∗5)
P (∗5)
5
4
2
DATA
+5
CSEL
GND
1
X46
Door Control Receiver
2 A
8 A
6 A
DATA
+5
CSEL
GND
12 A
X45(A)
Tire Pressure Warning ECU and Receiver
(Electrical Key & Tire Pressure
Monitoring System Receiver Assembly)
W–B (∗6)
W–B (∗5)
R
W
B
W
Y
R
W
XE
XG

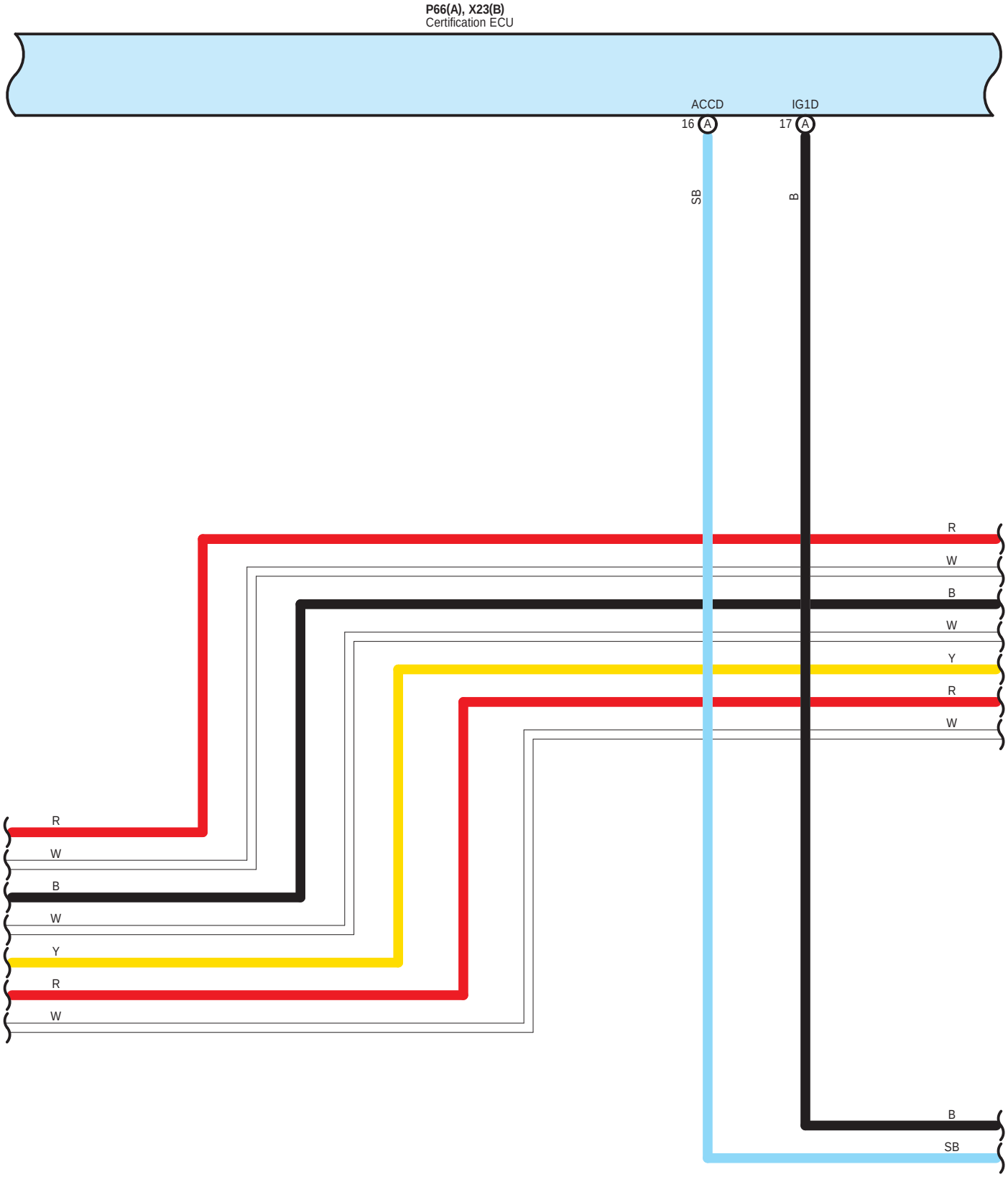
P66(A), X23(B)
Certification ECU
ACCD
16 A
IG1D
17 A
SB
B
R
W
B
W
Y
R
W
R
W
B
W
Y
R
W
B
SB

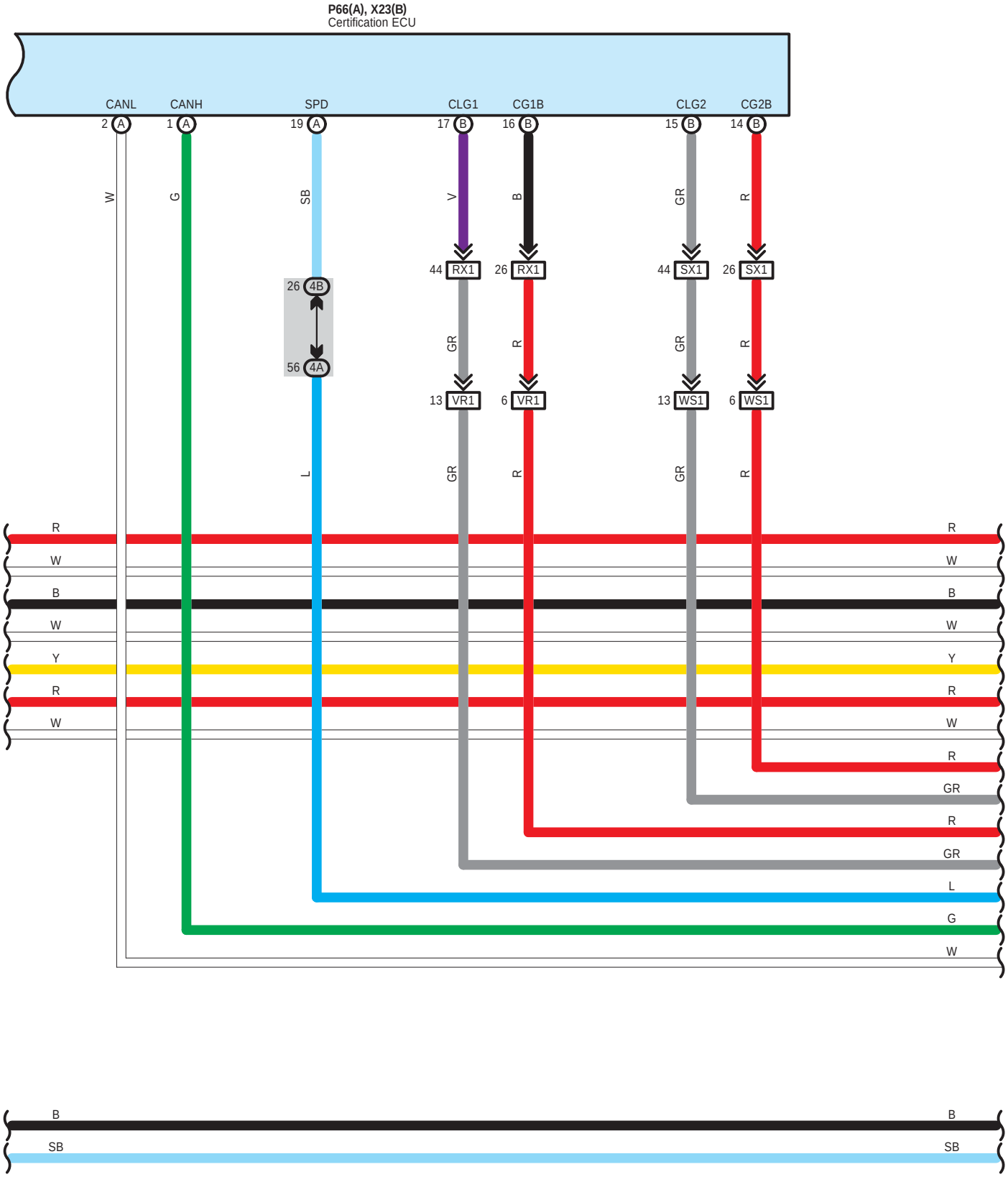
P66(A), X23(B)
Certification ECU
CANL
CANH
SPD
CLG1
CG1B
CLG2
CG2B
2 A
1 A
19 A
17 B
16 B
15 B
14 B
W
G
SB
V
B
GR
R
44 RX1
26 RX1
44 SX1
26 SX1
26 4B
56 4A
GR
R
GR
R
13 VR1
6 VR1
13 WS1
6 WS1
L
GR
R
GR
R
R
W
B
W
Y
R
W
R
W
B
W
Y
R
W
R
GR
R
GR
L
G
W
B
SB
B
SB

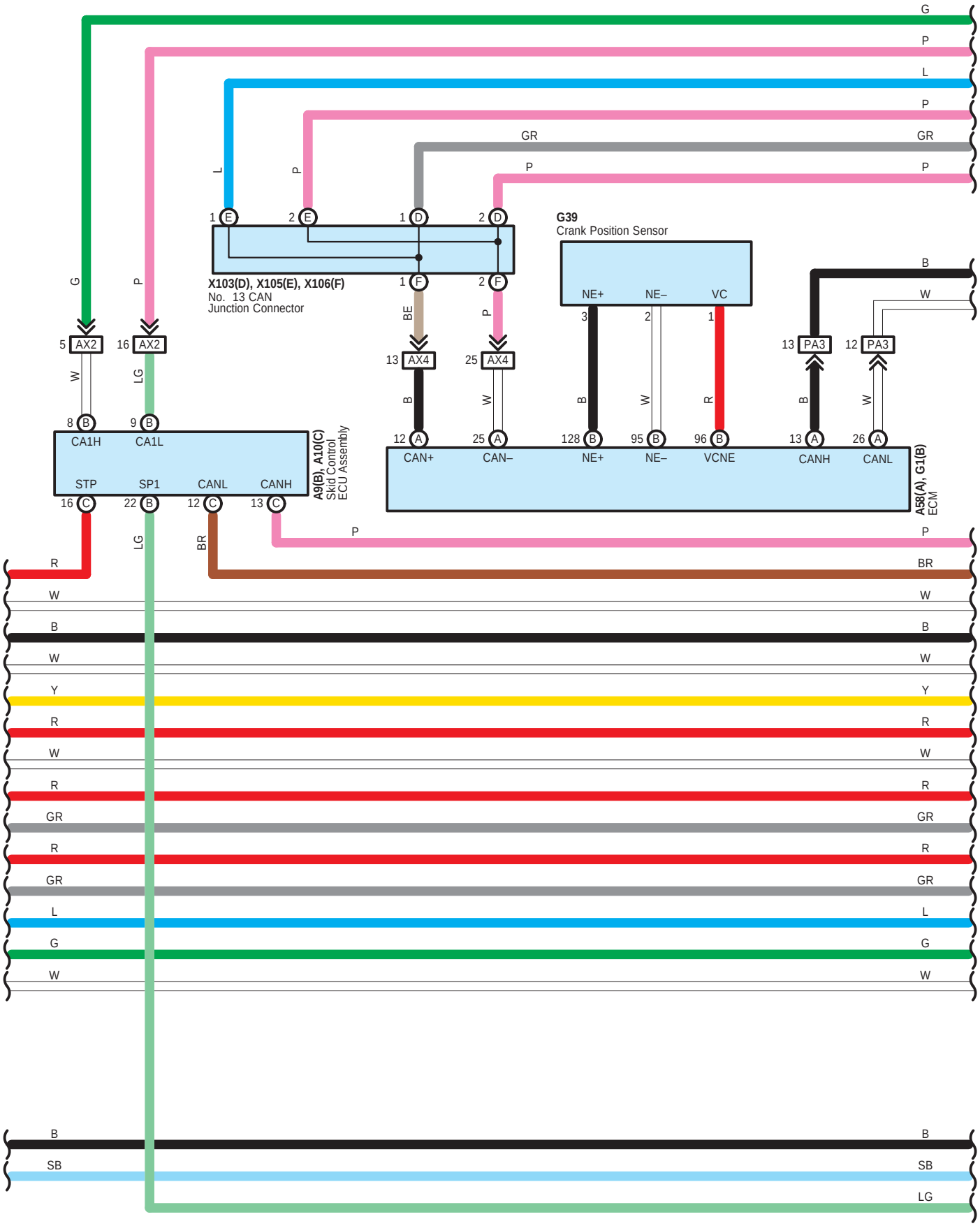
G
P
L
P
GR
GR
P
P
L
P
1 E
2 E
1 D
2 D
G39
Crank Position Sensor
X103(D), X105(E), X106(F)
No. 13 CAN
Junction Connector
1 F
2 F
NE+
NE–
VC
3
2
1
B
W
G
P
5 AX2
16 AX2
BE
P
13 AX4
25 AX4
13 PA3
12 PA3
W
LG
B
W
B
W
R
B
W
8 B
9 B
12 A
25 A
128 B
95 B
96 B
13 A
26 A
CA1H
CA1L
CAN+
CAN–
NE+
NE–
VCNE
CANH
CANL
A9(B), A10(C)
Skid Control
ECU Assembly
A58(A), G1(B)
ECM
STP
SP1
CANL
CANH
16 C
22 B
12 C
13 C
P
P
R
LG
BR
BR
W
W
B
B
W
W
Y
Y
R
R
W
W
R
R
GR
GR
R
R
GR
GR
L
L
G
G
W
W
B
B
SB
SB
LG

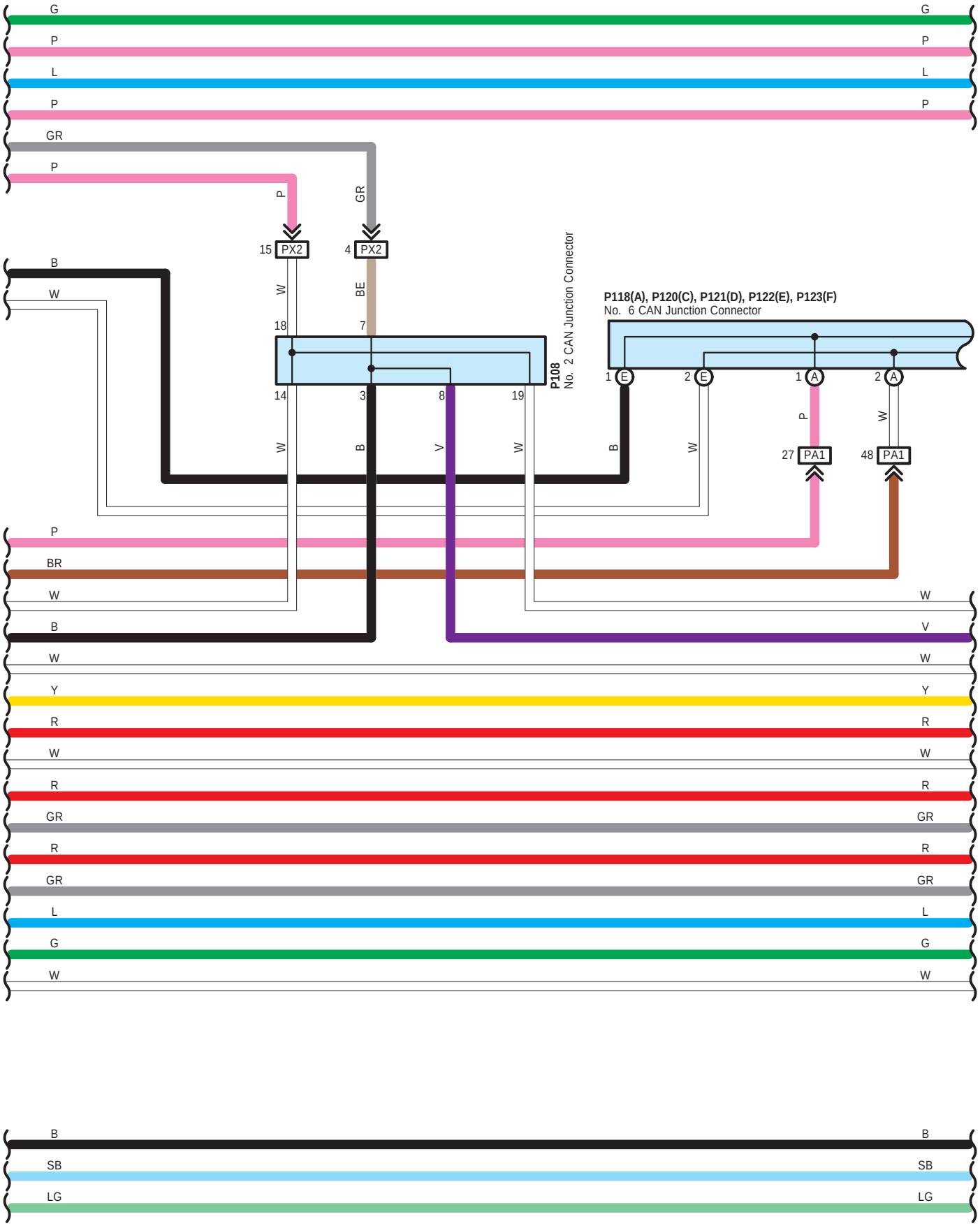
G
P
L
P
GR
P
P
GR
15 PX2
4 PX2
W
BE
18
7
B
W
P108
No. 2 CAN Junction Connector
14
3
8
19
W
B
V
W
P118(A), P120(C), P121(D), P122(E), P123(F)
No. 6 CAN Junction Connector
1 E
2 E
1 A
2 A
B
W
P
W
27 PA1
48 PA1
P
BR
W
B
W
Y
R
W
R
GR
R
GR
L
G
W

B
SB
LG

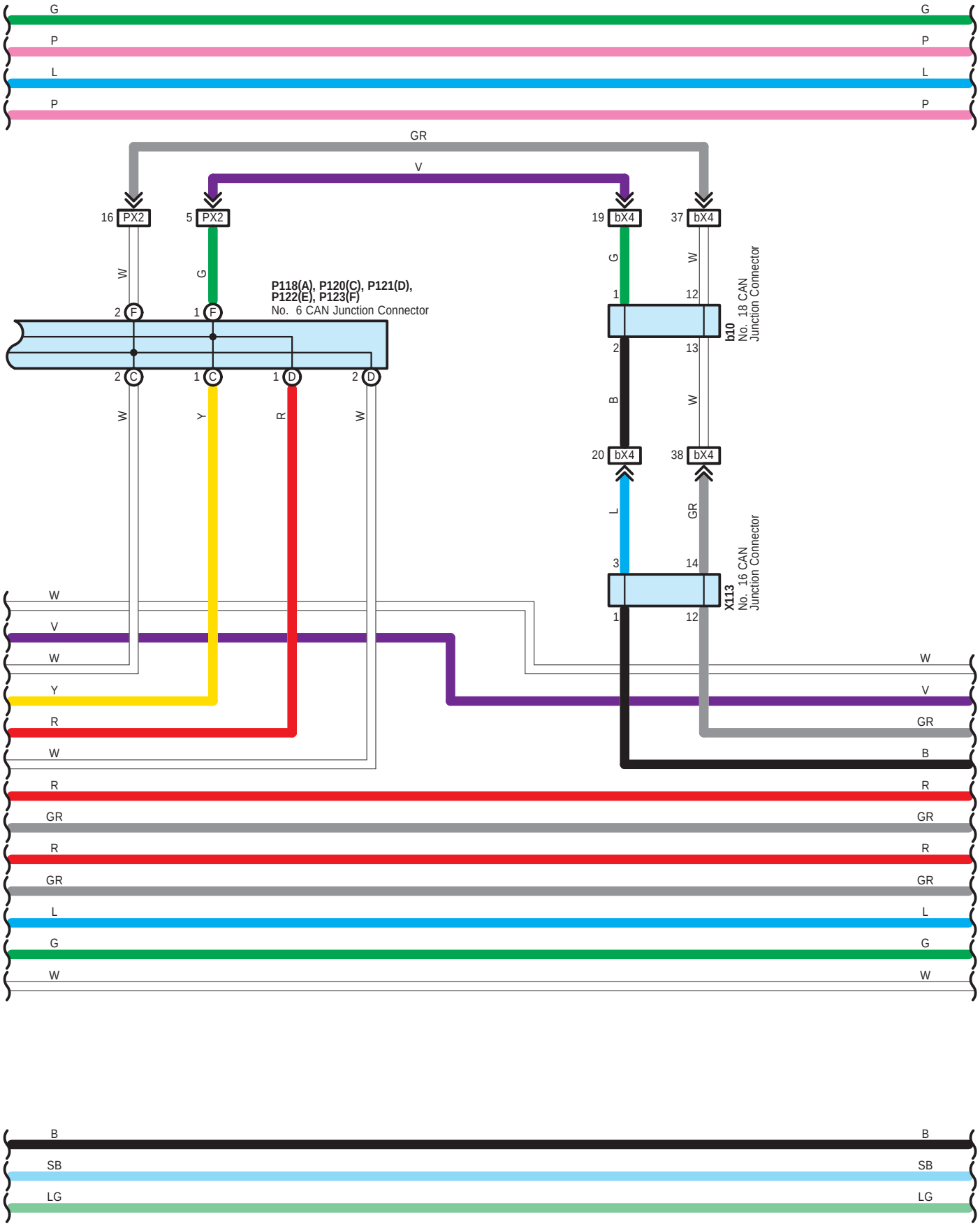
G
P
L
P
GR
V
16 PX2
5 PX2
19 bX4
37 bX4
W
G
G
W
P118(A), P120(C), P121(D),
P122(E), P123(F)
No. 6 CAN Junction Connector
2 F
1 F
1
12
b10
No. 18 CAN
Junction Connector
2
13
2 C
1 C
1 D
2 D
W
Y
R
W
B
W
20 bX4
38 bX4
L
GR
3
14
X113
No. 16 CAN
Junction Connector
1
12
W
V
W
Y
R
W
W
V
GR
B
R
GR
R
GR
L
G
W
R
GR
R
GR
L
G
W

B
SB
LG
B
SB
LG

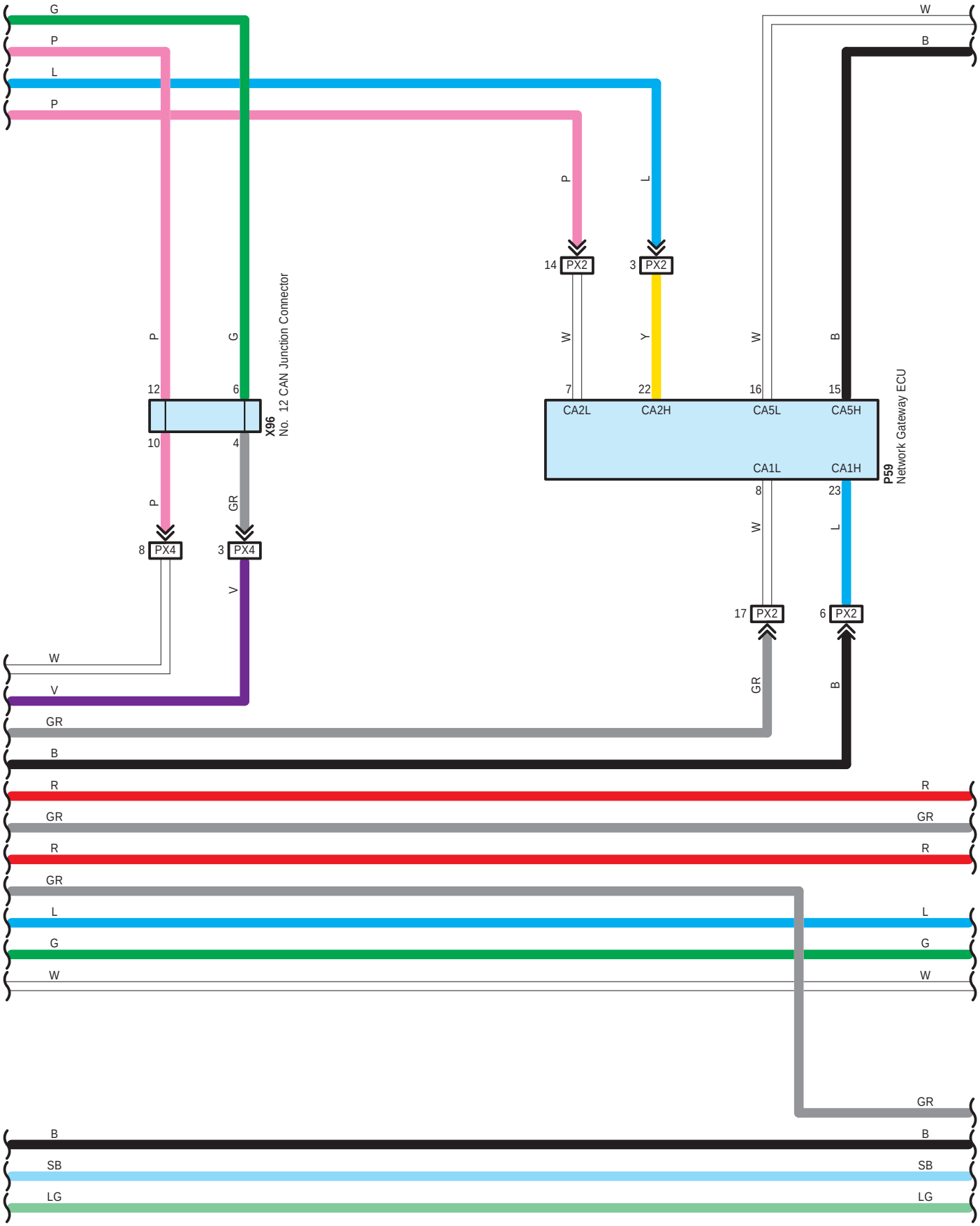
G
P
L
P
W
B
P
L
14 PX2
3 PX2
W
Y
W
B
P
G
12
6
X96
No. 12 CAN Junction Connector
10
4
7
22
16
15
CA2L
CA2H
CA5L
CA5H
CA1L
CA1H
P59
Network Gateway ECU
8
23
P
GR
8 PX4
3 PX4
V
W
L
17 PX2
6 PX2
W
V
GR
B
GR
B
R
R
GR
GR
R
R
GR
L
L
G
G
W
W
GR
B
B
SB
SB
LG
LG

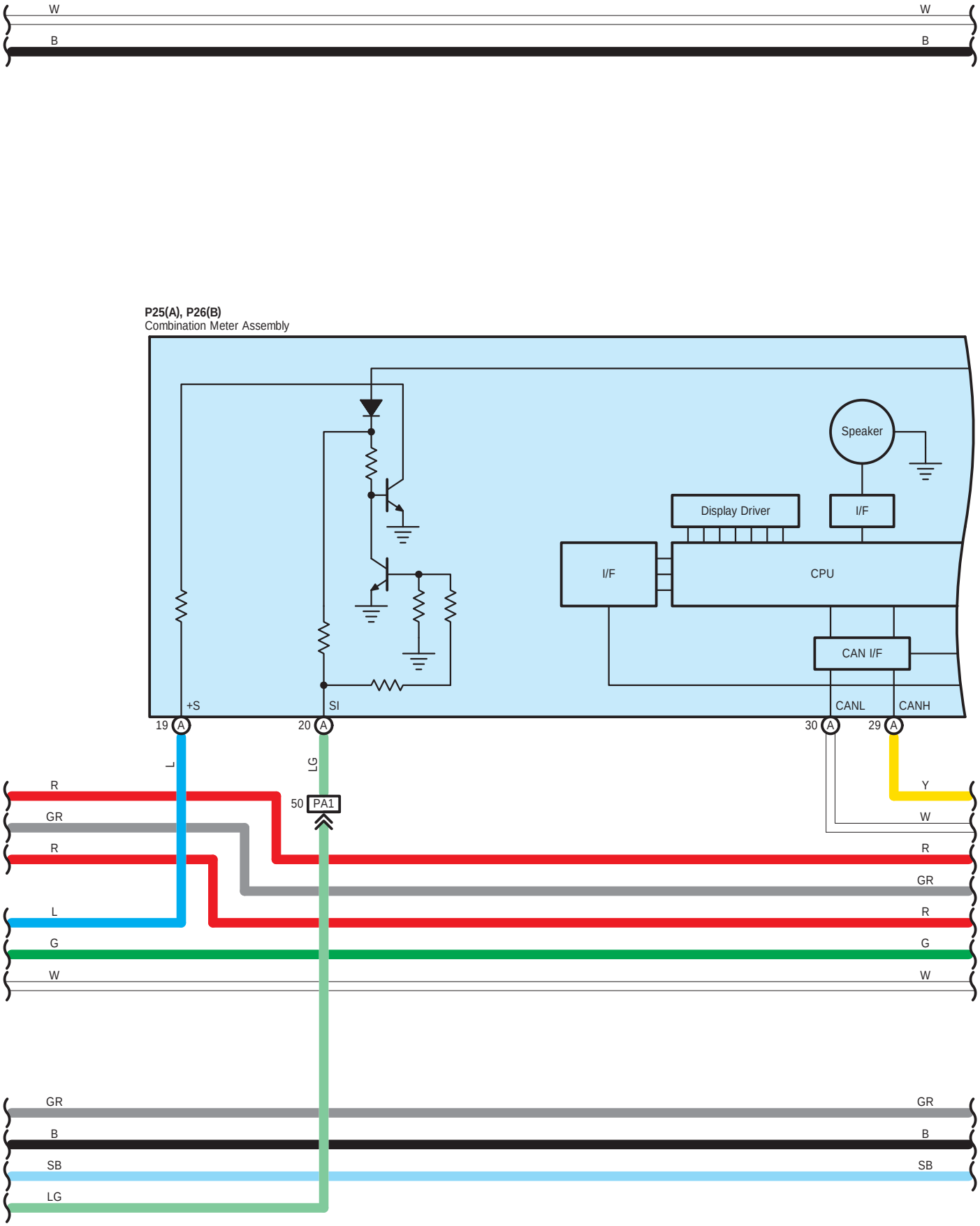
W
B
W
B
P25(A), P26(B)
Combination Meter Assembly
Speaker
Display Driver
I/F
I/F
CPU
CAN I/F
+S
SI
CANL
CANH
19 A
20 A
30 A
29 A
L
LG
R
GR
R
L
G
W
50 PA1
Y
W
R
GR
R
G
W
GR
B
SB
LG
GR
B
SB

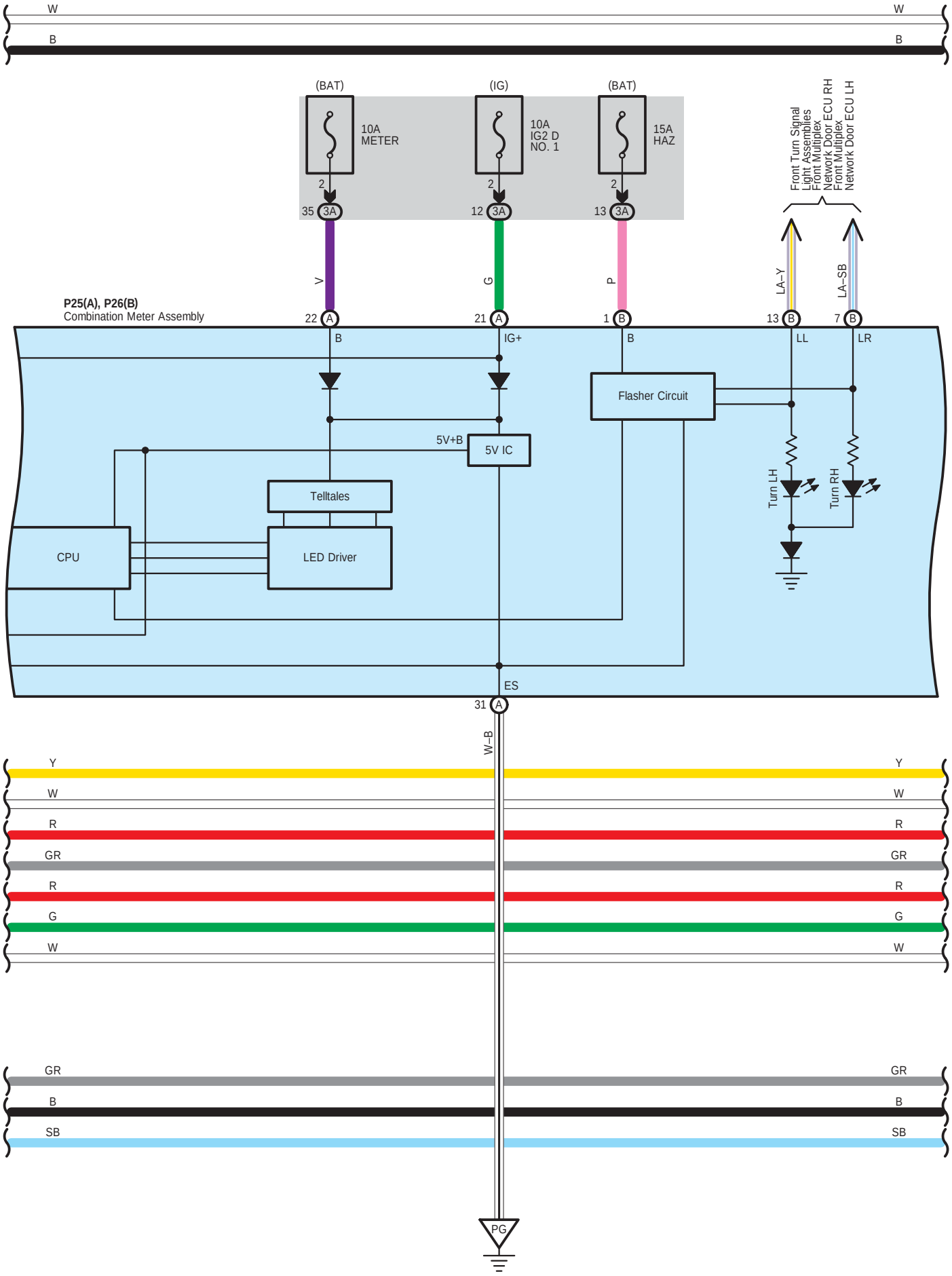
W
B
(BAT)
(IG)
(BAT)
10A
METER
10A
IG2 D
NO. 1
15A
HAZ
2
35 3A
12 3A
13 3A
V
G
P
Front Turn Signal Light Assemblies
Front Multiplex Network Door ECU RH
Front Multiplex Network Door ECU LH
LA-Y
LA-SB
P25(A), P26(B)
Combination Meter Assembly
22 A
21 A
1 B
13 B
7 B
B
IG+
B
LL
LR
Flasher Circuit
5V+B
5V IC
Telltales
CPU
LED Driver
Turn LH
Turn RH
ES
31 A
W-B
Y
W
R
GR
R
G
W
GR
B
SB
PG

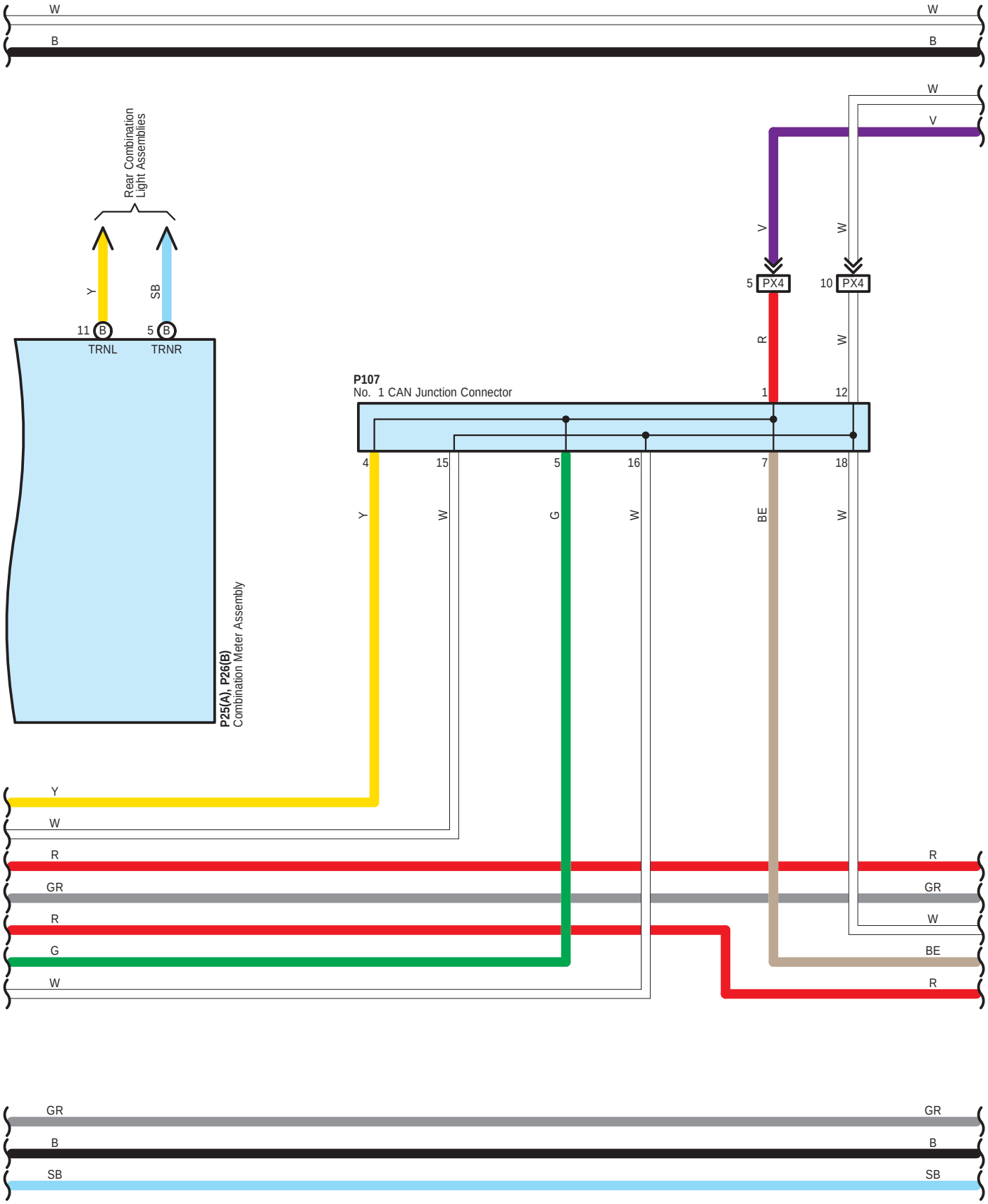
W
B
W
B
W
V
Rear Combination Light Assemblies
Y
SB
11 B
5 B
TRNL
TRNR
V
W
5 PX4
10 PX4
R
W
P107
No. 1 CAN Junction Connector
1
12
4
15
5
16
7
18
Y
W
G
W
BE
W
P25(A), P26(B)
Combination Meter Assembly
Y
W
R
GR
R
G
W
R
GR
W
BE
R
GR
B
SB
GR
B
SB

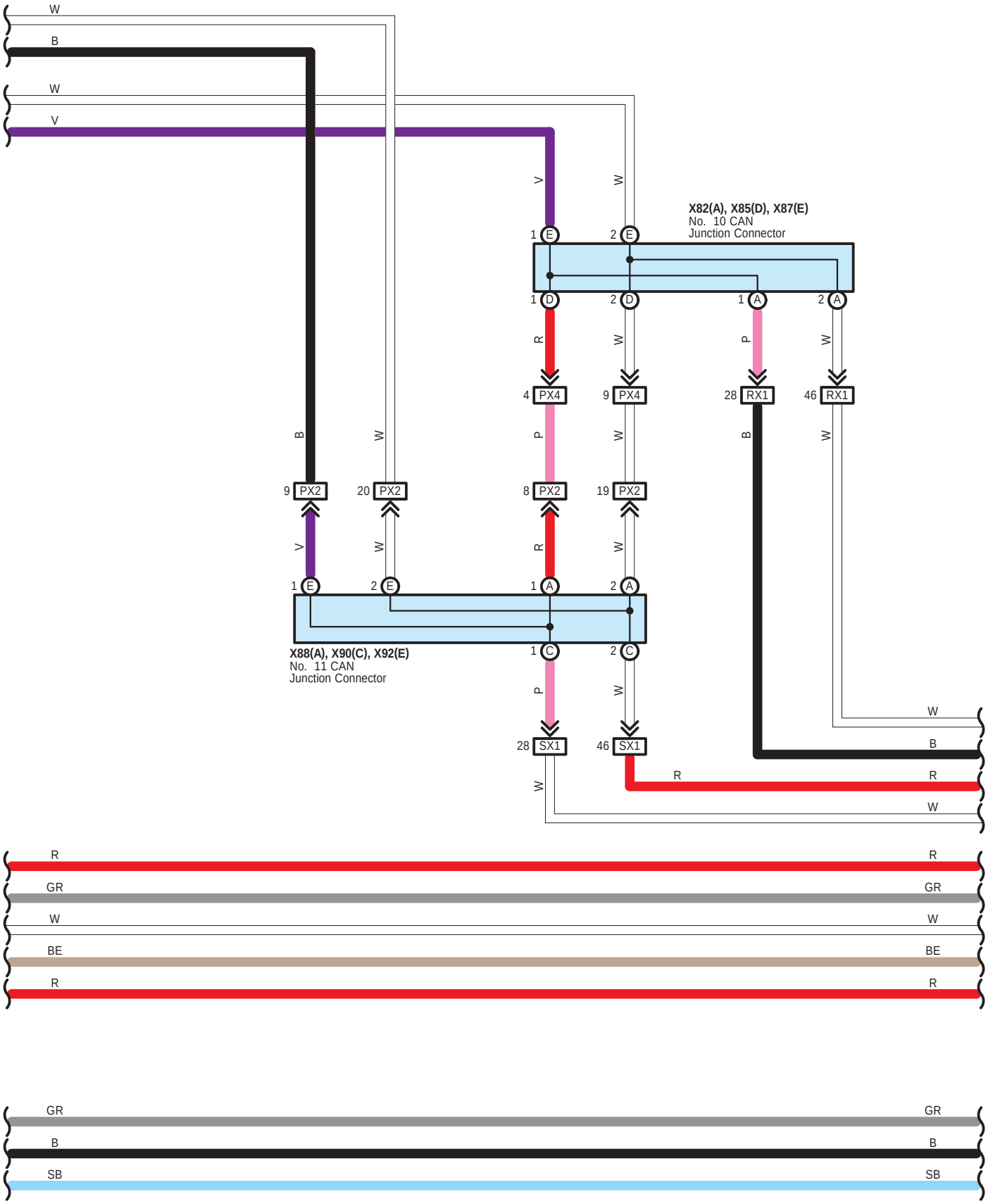
W
B
W
V
V
W
X82(A), X85(D), X87(E)
No. 10 CAN
Junction Connector
1 E
2 E
1 D
2 D
1 A
2 A
R
W
P
W
4 PX4
9 PX4
28 RX1
46 RX1
B
W
P
W
B
W
9 PX2
20 PX2
8 PX2
19 PX2
V
W
R
W
1 E
2 E
1 A
2 A
X88(A), X90(C), X92(E)
No. 11 CAN
Junction Connector
1 C
2 C
P
W
28 SX1
46 SX1
W
B
R
R
W
W
R
R
GR
GR
W
W
BE
BE
R
R
GR
GR
B
B
SB
SB

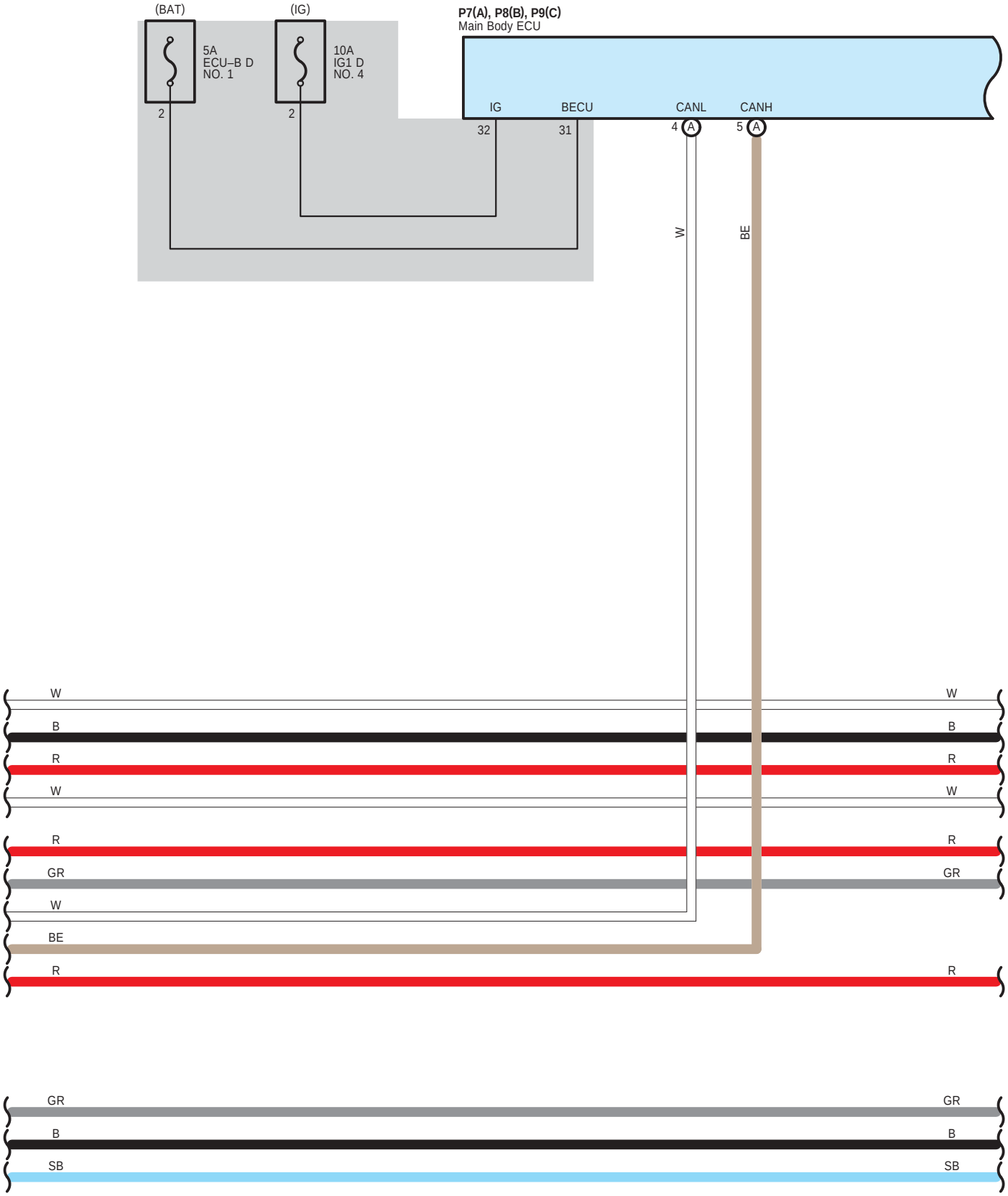
(BAT)
(IG)
5A
ECU–B D
NO. 1
10A
IG1 D
NO. 4
2
2
P7(A), P8(B), P9(C)
Main Body ECU
IG
BECU
CANL
CANH
32
31
4 A
5 A
W
BE
W
B
R
W
R
GR
W
BE
R
GR
B
SB

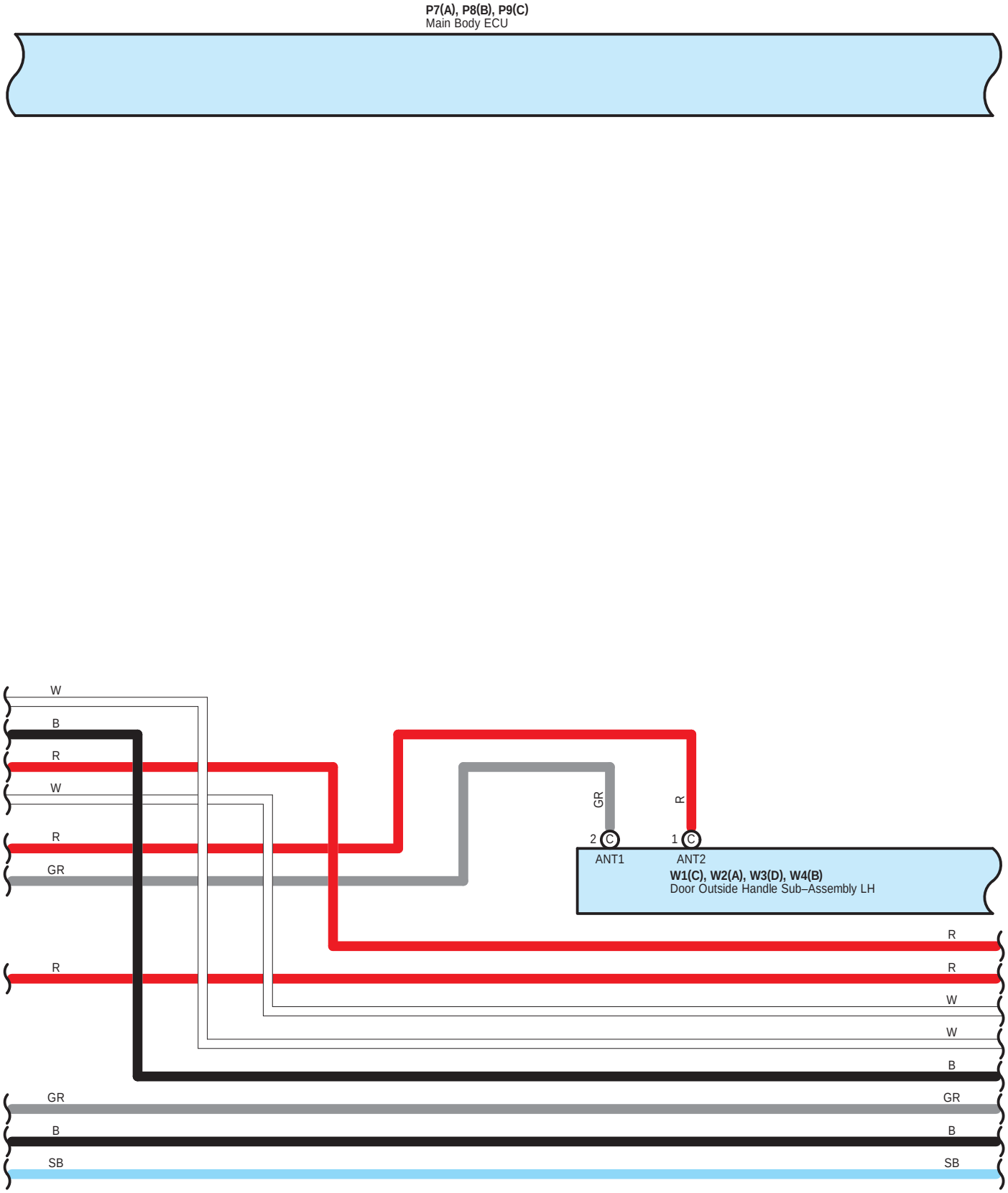
P7(A), P8(B), P9(C)
Main Body ECU
W
B
R
W
R
GR
R
GR
R
2 C
1 C
ANT1
ANT2
W1(C), W2(A), W3(D), W4(B)
Door Outside Handle Sub–Assembly LH
R
R
W
W
B
GR
GR
B
B
SB
SB

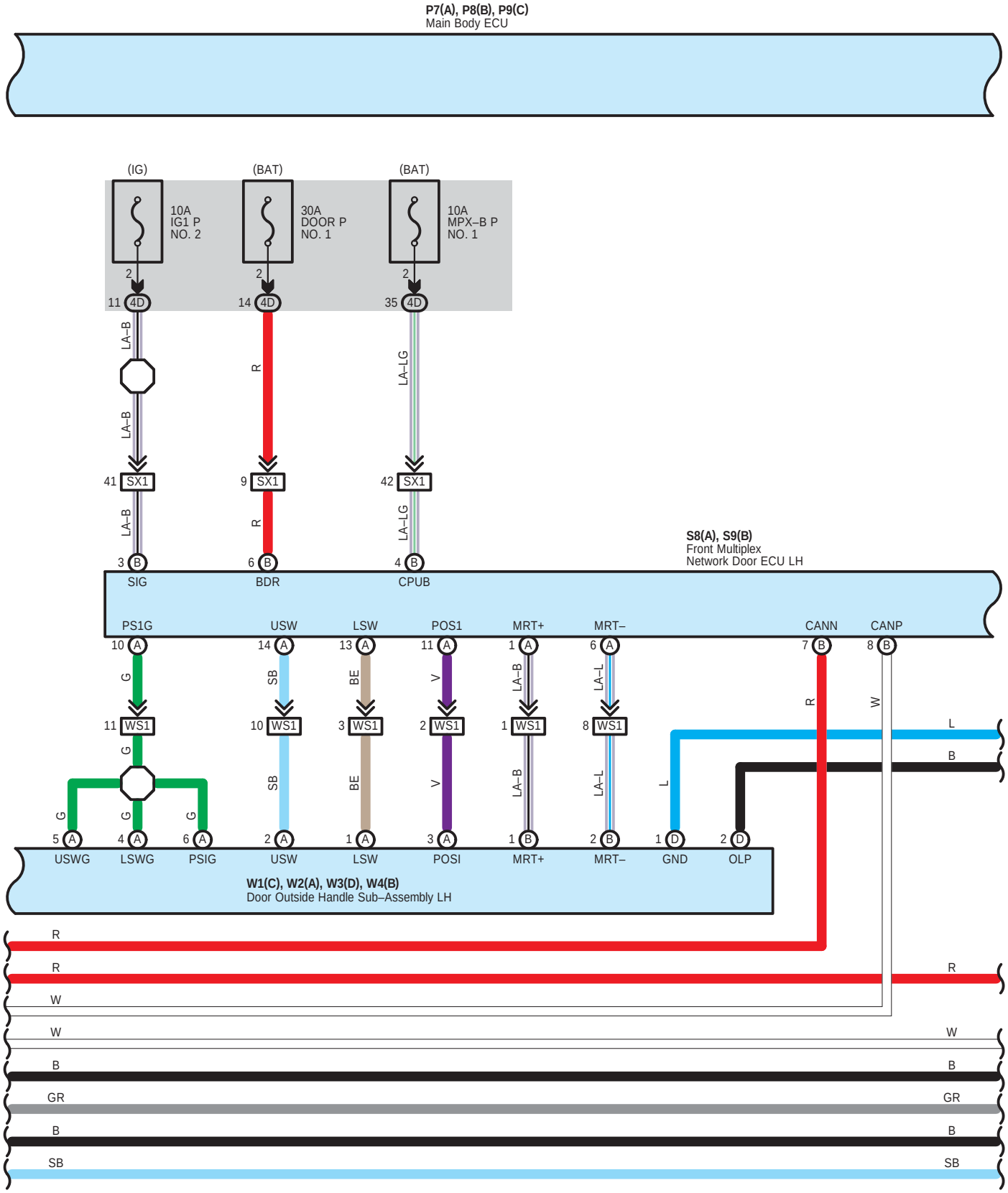
P7(A), P8(B), P9(C)
Main Body ECU
(IG)
(BAT)
(BAT)
10A
IG1 P
NO. 2
30A
DOOR P
NO. 1
10A
MPX–B P
NO. 1
2
11 4D
14 4D
35 4D
LA–B
R
LA–LG
41 SX1
9 SX1
42 SX1
3 B
6 B
4 B
SIG
BDR
CPUB
S8(A), S9(B)
Front Multiplex
Network Door ECU LH
PS1G
USW
LSW
POS1
MRT+
MRT–
CANN
CANP
10 A
14 A
13 A
11 A
1 A
6 A
7 B
8 B
G
SB
BE
V
LA–B
LA–L
R
W
11 WS1
10 WS1
3 WS1
2 WS1
1 WS1
8 WS1
L
B
5 A
4 A
6 A
2 A
1 A
3 A
1 B
2 B
1 D
2 D
USWG
LSWG
PSIG
USW
LSW
POSI
MRT+
MRT–
GND
OLP
W1(C), W2(A), W3(D), W4(B)
Door Outside Handle Sub–Assembly LH
R
W
GR
SB

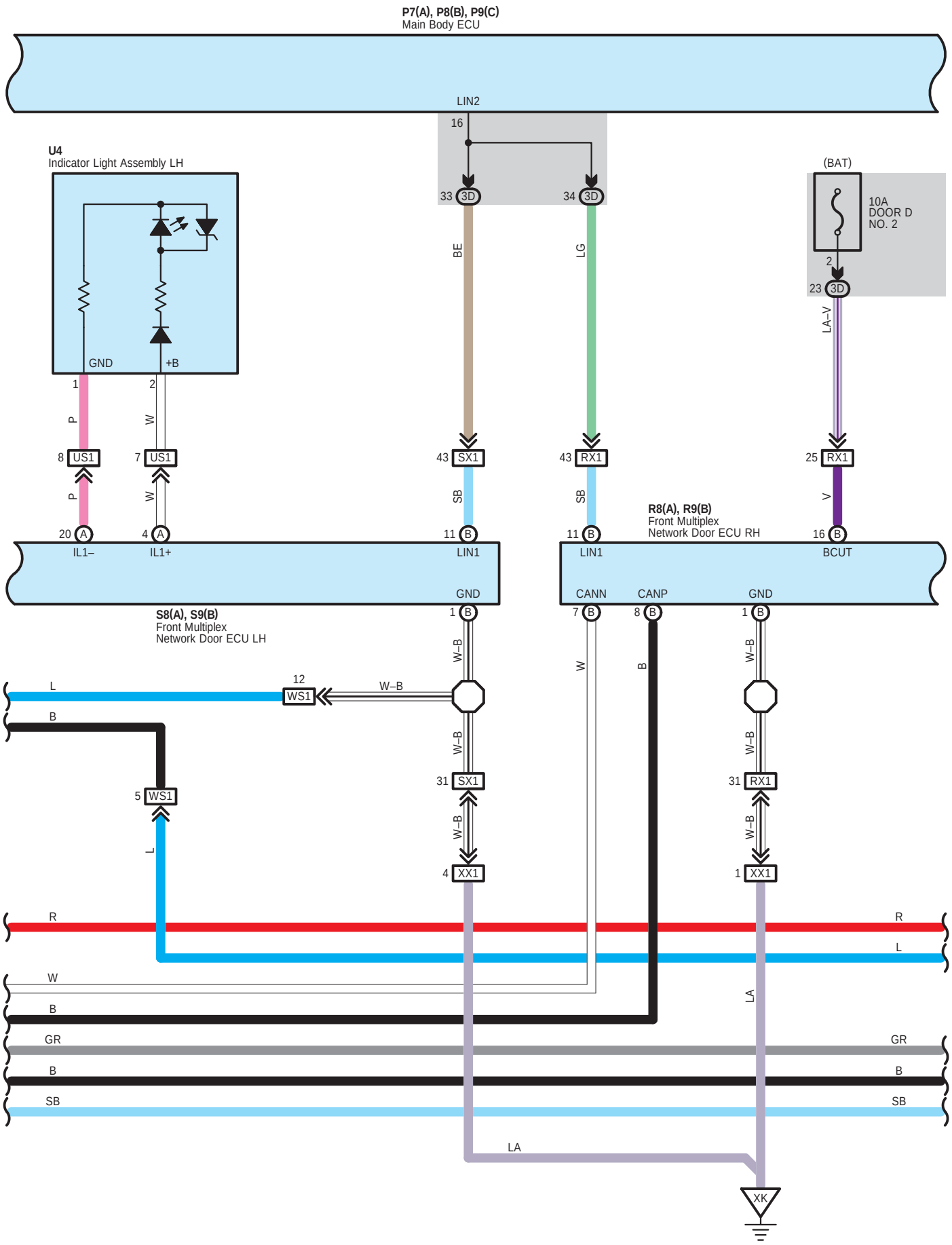
P7(A), P8(B), P9(C)
Main Body ECU
LIN2
16
33 3D
34 3D
U4
Indicator Light Assembly LH
GND
+B
1
2
P
W
8 US1
7 US1
20 A
4 A
IL1–
IL1+
BE
LG
43 SX1
43 RX1
SB
SB
11 B
11 B
LIN1
LIN1
(BAT)
10A
DOOR D
NO. 2
2
23 3D
LA–V
25 RX1
V
16 B
BCUT
R8(A), R9(B)
Front Multiplex
Network Door ECU RH
GND
CANN
CANP
GND
S8(A), S9(B)
Front Multiplex
Network Door ECU LH
1 B
7 B
8 B
1 B
W–B
W
B
W–B
L
B
12
WS1
W–B
W–B
31 SX1
31 RX1
5 WS1
L
W–B
W–B
4 XX1
1 XX1
R
R
L
W
B
LA
GR
GR
B
B
SB
SB
LA
XK

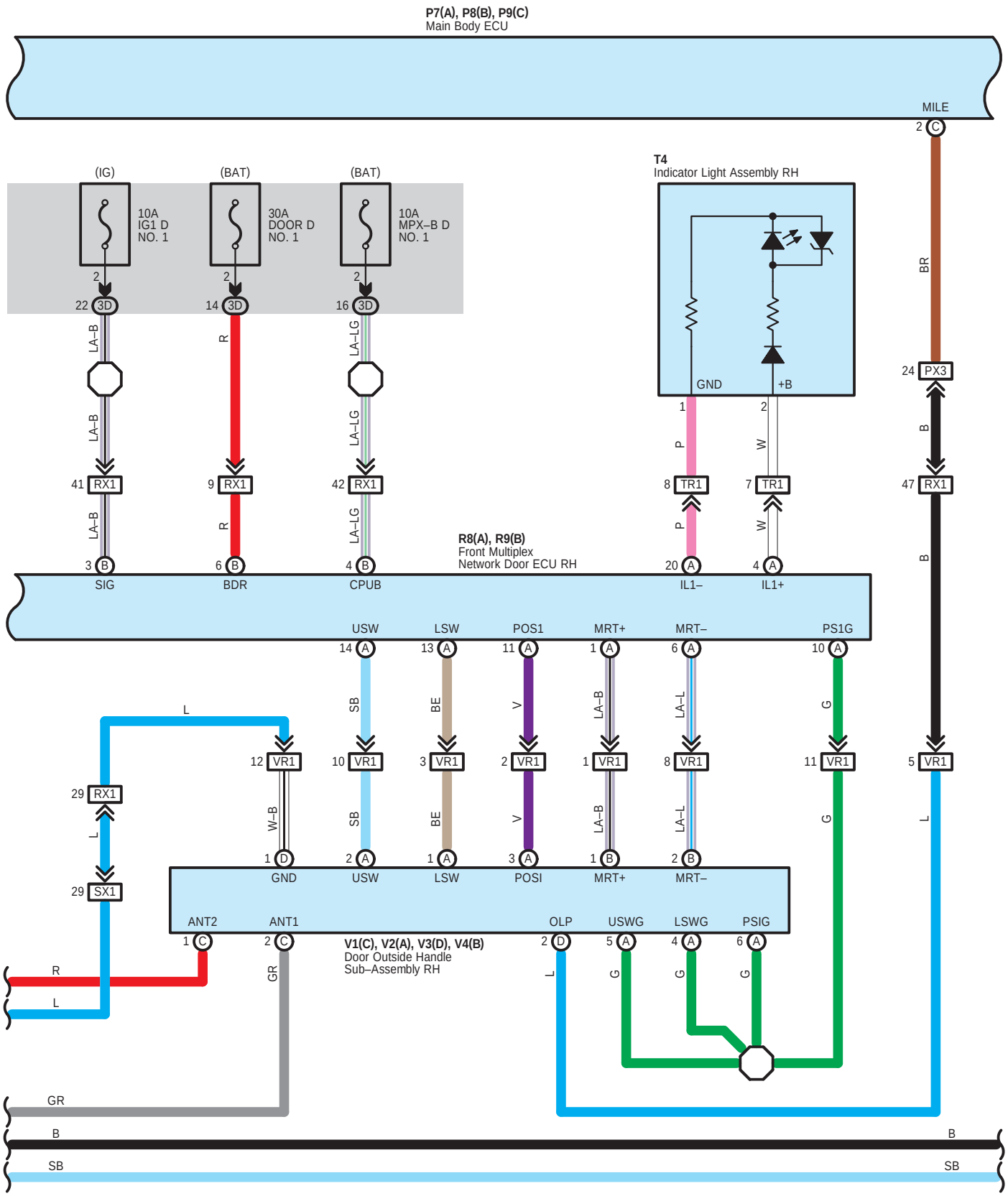
P7(A), P8(B), P9(C)
Main Body ECU
MILE
2 C
(IG)
(BAT)
(BAT)
10A
IG1 D
NO. 1
30A
DOOR D
NO. 1
10A
MPX–B D
NO. 1
T4
Indicator Light Assembly RH
GND
+B
BR
24 PX3
B
47 RX1
B
22 3D
14 3D
16 3D
LA–B
R
LA–LG
41 RX1
9 RX1
42 RX1
3 B
6 B
4 B
SIG
BDR
CPUB
R8(A), R9(B)
Front Multiplex
Network Door ECU RH
8 TR1
7 TR1
20 A
4 A
IL1–
IL1+
P
W
USW
LSW
POS1
MRT+
MRT–
PS1G
14 A
13 A
11 A
1 A
6 A
10 A
SB
BE
V
LA–B
LA–L
G
L
12 VR1
10 VR1
3 VR1
2 VR1
1 VR1
8 VR1
11 VR1
5 VR1
29 RX1
29 SX1
W–B
1 D
2 A
1 A
3 A
1 B
2 B
GND
USW
LSW
POSI
MRT+
MRT–
ANT2
ANT1
OLP
USWG
LSWG
PSIG
1 C
2 C
2 D
5 A
4 A
6 A
V1(C), V2(A), V3(D), V4(B)
Door Outside Handle
Sub–Assembly RH
GR
R
L
B
SB

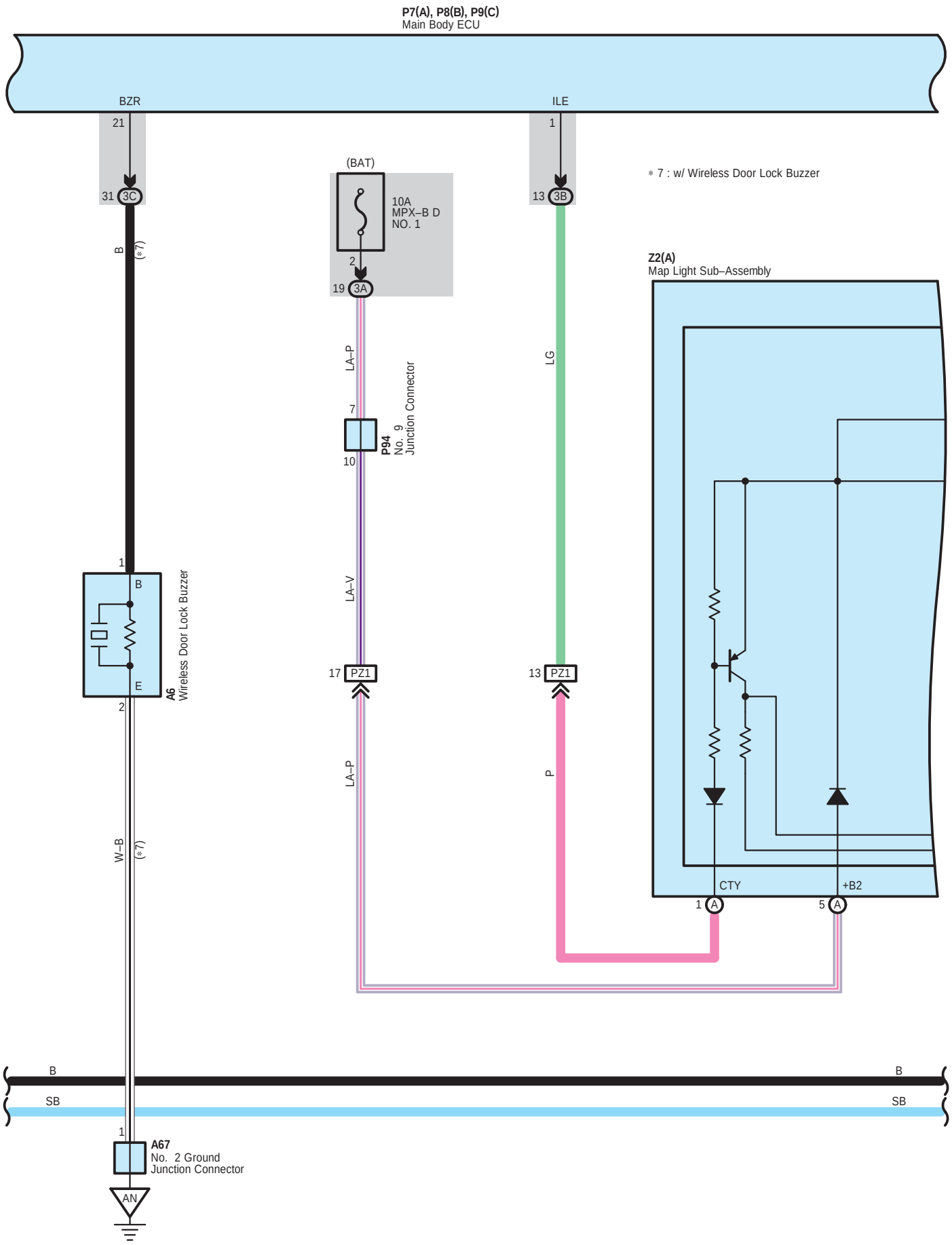
P7(A), P8(B), P9(C)
Main Body ECU
BZR
21
31 3C
B
(*7)
ILE
1
13 3B
(BAT)
10A
MPX–B D
NO. 1
2
19 3A
* 7 : w/ Wireless Door Lock Buzzer
Z2(A)
Map Light Sub–Assembly
LA–P
7
P94
No. 9
Junction Connector
10
LG
1
B
E
2
A6
Wireless Door Lock Buzzer
LA–V
17 PZ1
13 PZ1
LA–P
P
W–B
(*7)
CTY
+B2
1 A
5 A
B
SB
B
SB
1
A67
No. 2 Ground
Junction Connector
AN

P7(A), P8(B), P9(C)
Main Body ECU



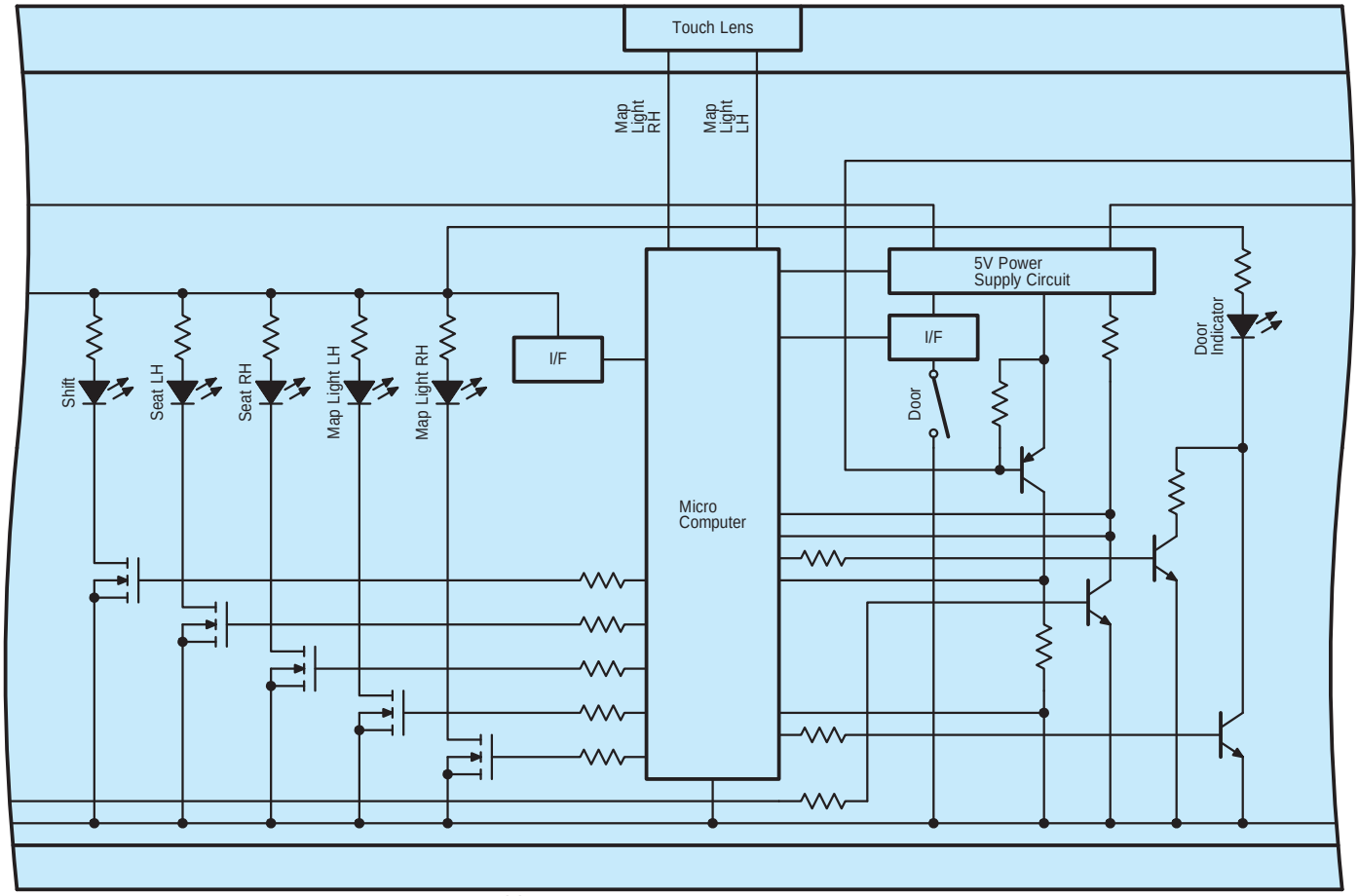

Z2(A)
Map Light Sub–Assembly

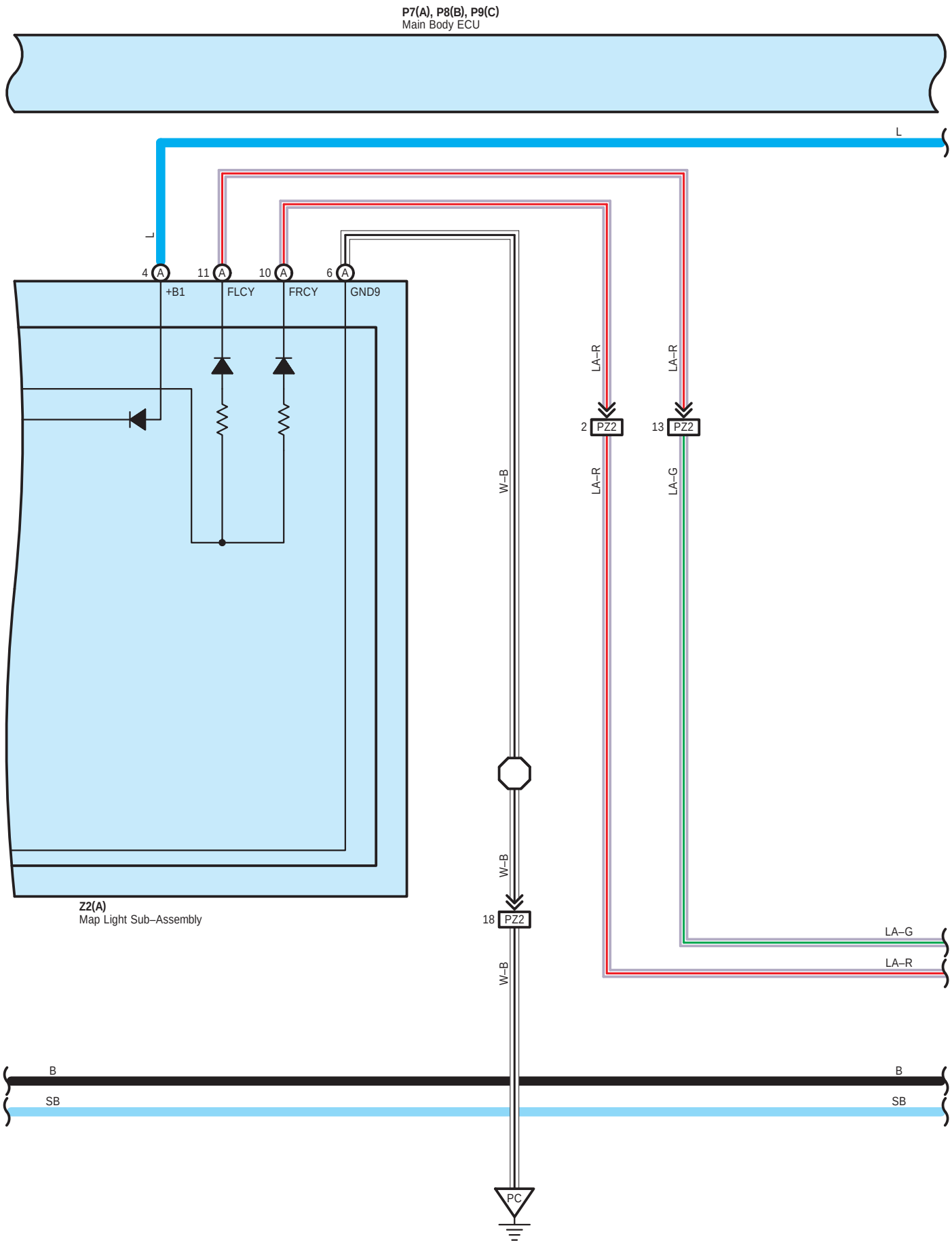
P7(A), P8(B), P9(C)
Main Body ECU
L
L
4 A
11 A
10 A
6 A
+B1
FLCY
FRCY
GND9
LA–R
LA–R
2 PZ2
13 PZ2
LA–R
LA–G
W–B
W–B
18 PZ2
W–B
Z2(A)
Map Light Sub–Assembly
LA–G
LA–R
B
B
SB
SB
PC

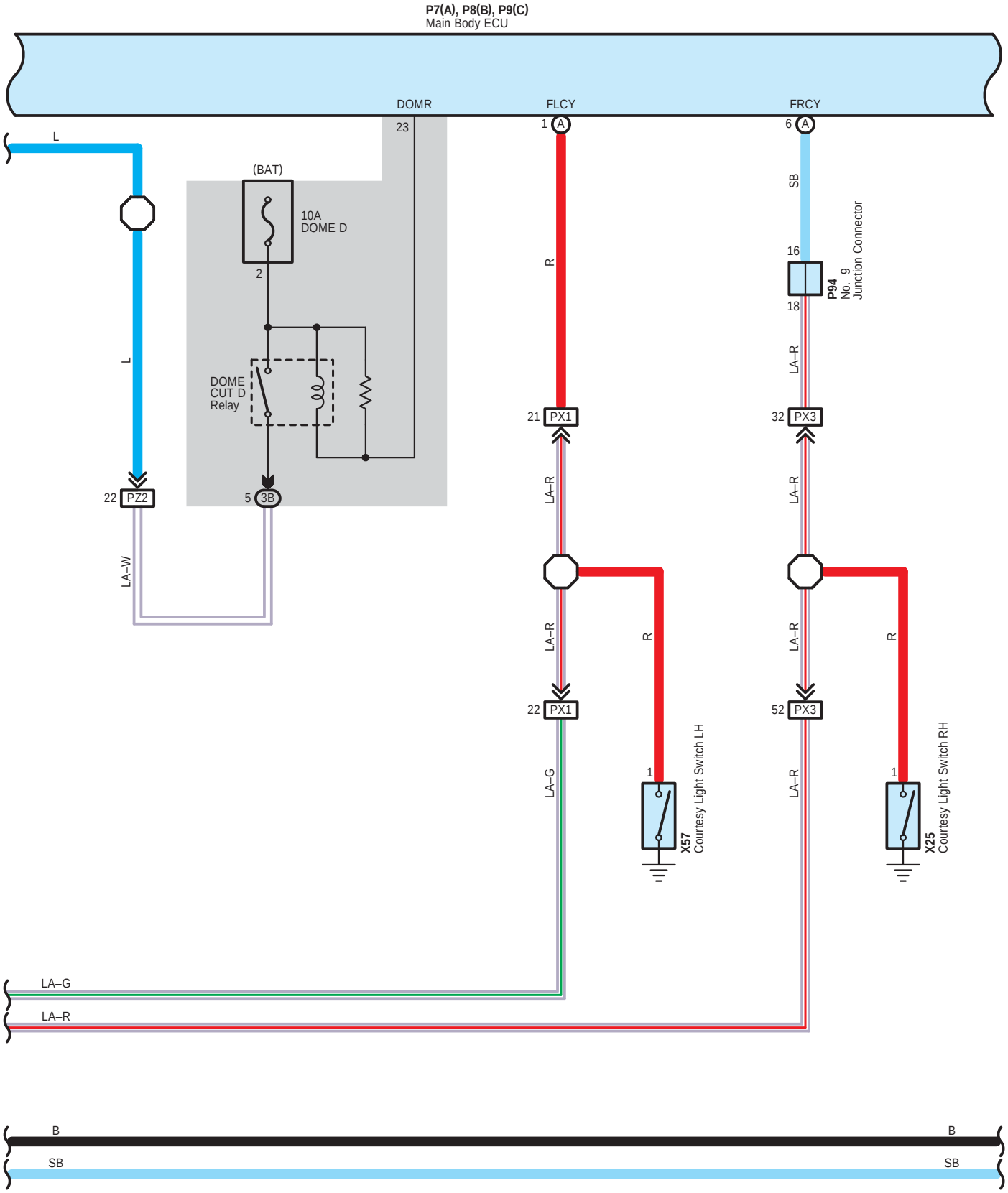
P7(A), P8(B), P9(C)
Main Body ECU
DOMR
FLCY
FRCY
23
1 A
6 A
L
(BAT)
10A
DOME D
2
DOME
CUT D
Relay
L
22 PZ2
5 3B
LA–W
R
21 PX1
LA–R
LA–R
22 PX1
LA–G
R
1
X57
Courtesy Light Switch LH
SB
16
P94
No. 9
Junction Connector
18
LA–R
32 PX3
LA–R
LA–R
52 PX3
LA–R
R
1
X25
Courtesy Light Switch RH
LA–G
LA–R
B
B
SB
SB

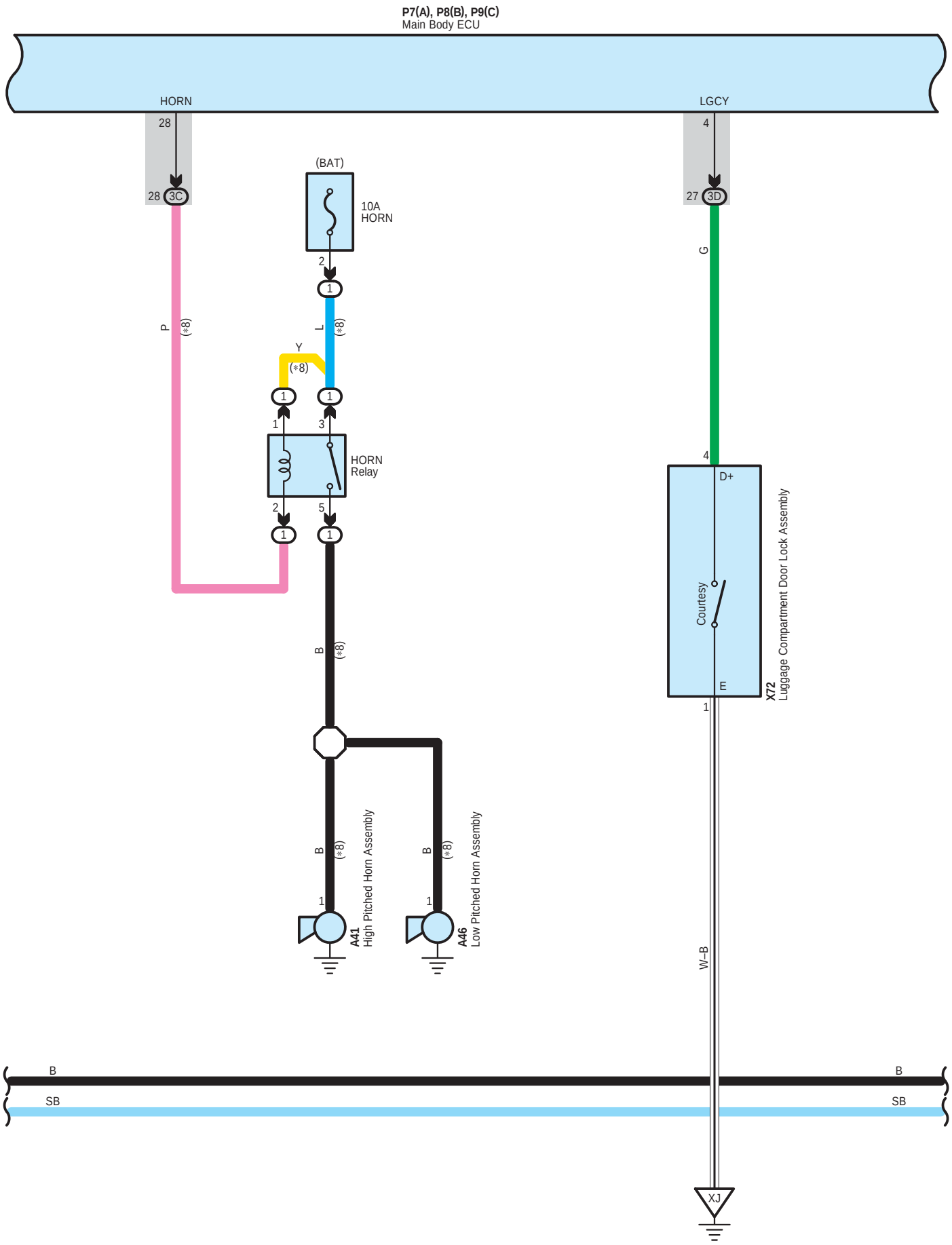
P7(A), P8(B), P9(C)
Main Body ECU
HORN
28
28 3C
LGCY
4
27 3D
(BAT)
10A
HORN
2
1
P
(*8)
L
(*8)
Y
(*8)
1
1
1
3
HORN
Relay
2
5
1
1
G
4
D+
Courtesy
E
X72
Luggage Compartment Door Lock Assembly
1
B
(*8)
B
(*8)
1
A41
High Pitched Horn Assembly
B
(*8)
1
A46
Low Pitched Horn Assembly
W–B
B
SB
B
SB
XJ

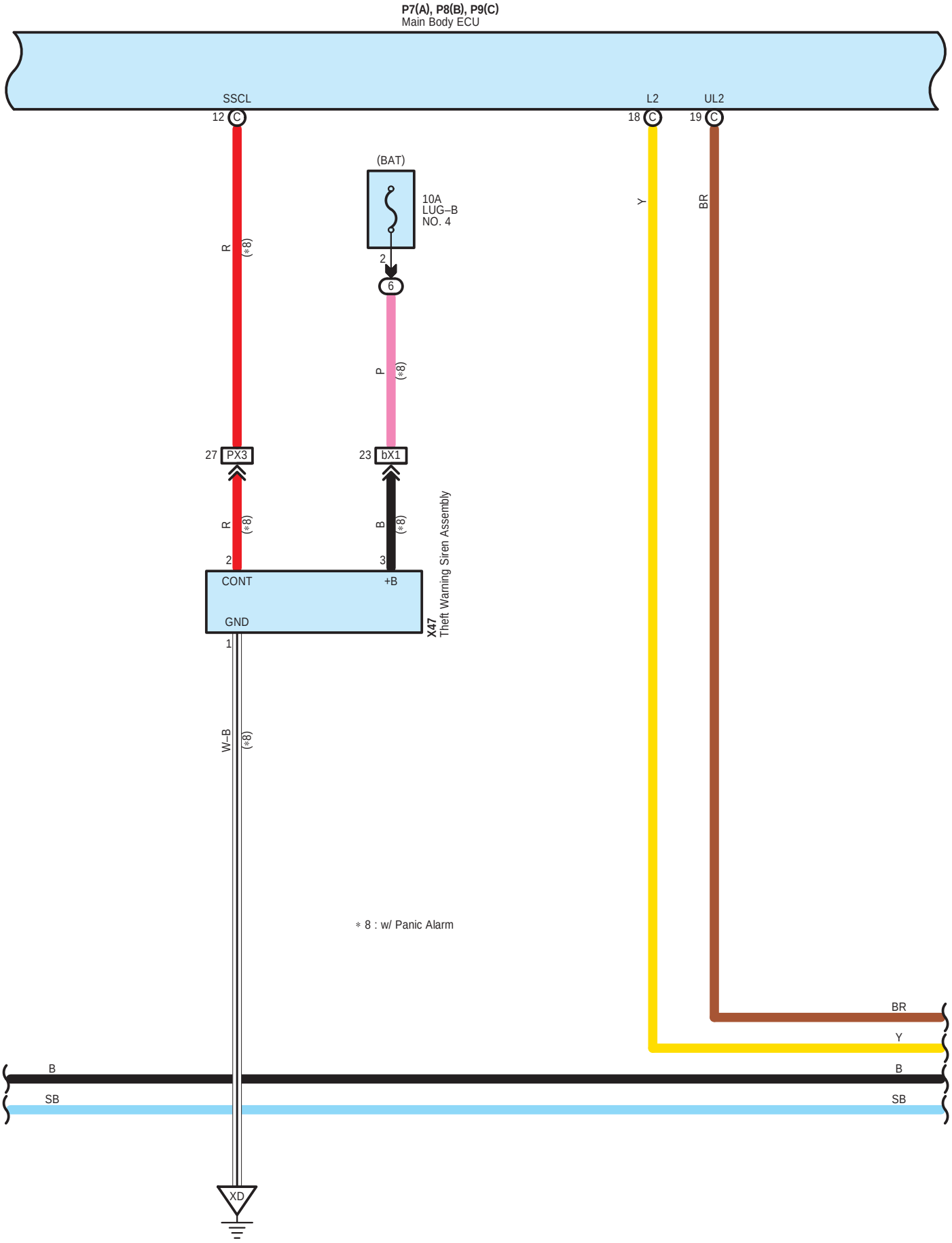
P7(A), P8(B), P9(C)
Main Body ECU
SSCL
12 C
L2
18 C
UL2
19 C
(BAT)
10A
LUG–B
NO. 4
2
6
R
(*8)
P
(*8)
Y
BR
27 PX3
23 bX1
R
(*8)
B
(*8)
2
3
CONT
+B
GND
X47
Theft Warning Siren Assembly
1
W–B
(*8)
* 8 : w/ Panic Alarm
BR
Y
B
B
SB
SB
XD

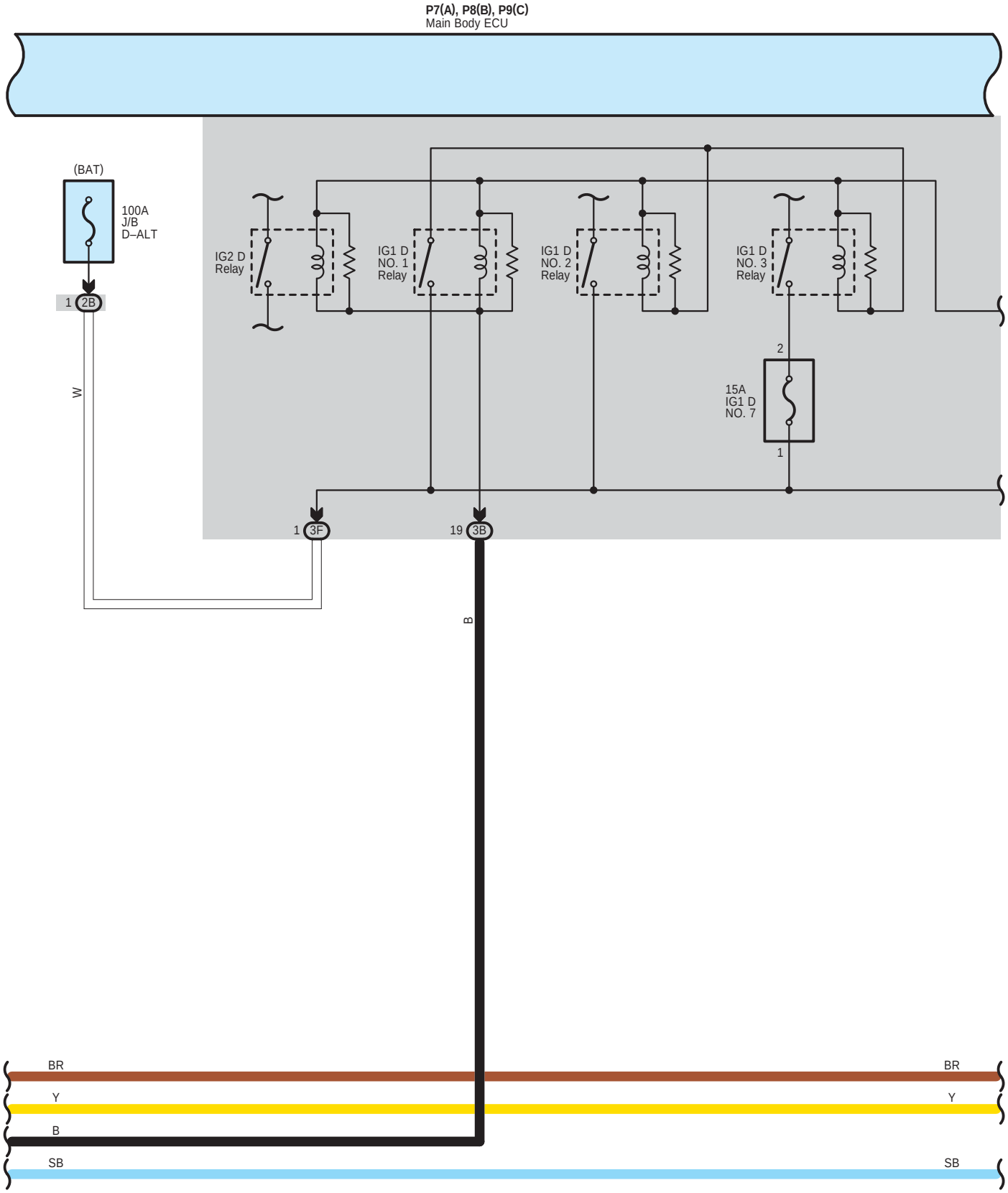
P7(A), P8(B), P9(C)
Main Body ECU
(BAT)
100A
J/B
D–ALT
1 2B
W
IG2 D
Relay
IG1 D
NO. 1
Relay
IG1 D
NO. 2
Relay
IG1 D
NO. 3
Relay
2
15A
IG1 D
NO. 7
1
1 3F
19 3B
B
BR
BR
Y
Y
B
SB
SB

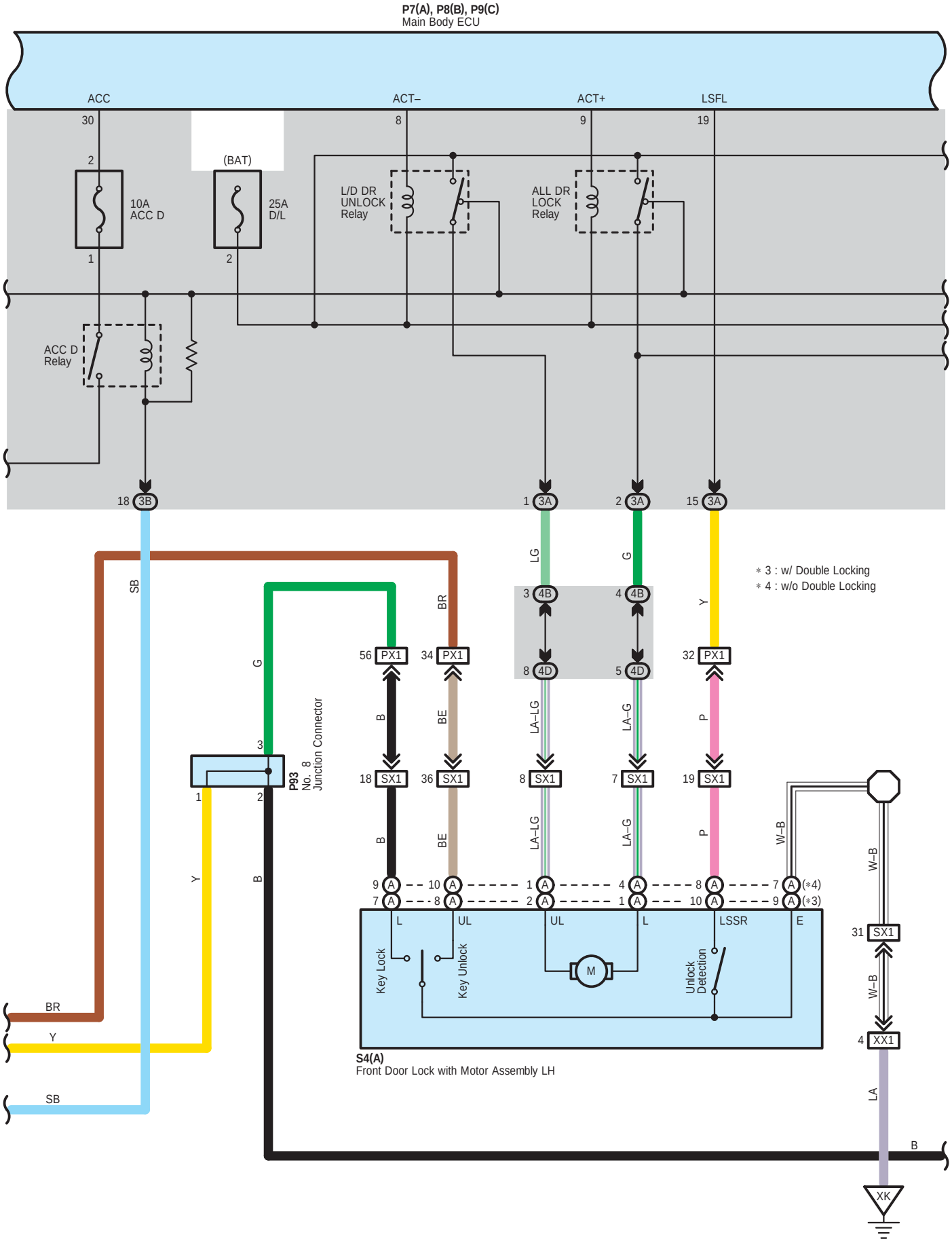
P7(A), P8(B), P9(C)
Main Body ECU
ACC
ACT–
ACT+
LSFL
30
8
9
19
2
(BAT)
10A
ACC D
25A
D/L
L/D DR
UNLOCK
Relay
ALL DR
LOCK
Relay
1
2
ACC D
Relay
18 3B
1 3A
2 3A
15 3A
LG
G
Y
* 3 : w/ Double Locking
* 4 : w/o Double Locking
3 4B
4 4B
8 4D
5 4D
SB
BR
G
56 PX1
34 PX1
32 PX1
B
BE
LA–LG
LA–G
P
3
P93
No. 8
Junction Connector
1
2
18 SX1
36 SX1
8 SX1
7 SX1
19 SX1
B
BE
LA–LG
LA–G
P
W–B
Y
B
9 A
7 A
10 A
8 A
1 A
2 A
4 A
1 A
8 A
10 A
7 A (*4)
9 A (*3)
L
UL
UL
L
LSSR
E
Key Lock
Key Unlock
M
Unlock
Detection
31 SX1
W–B
W–B
4 XX1
BR
Y
SB
S4(A)
Front Door Lock with Motor Assembly LH
LA
B
XK

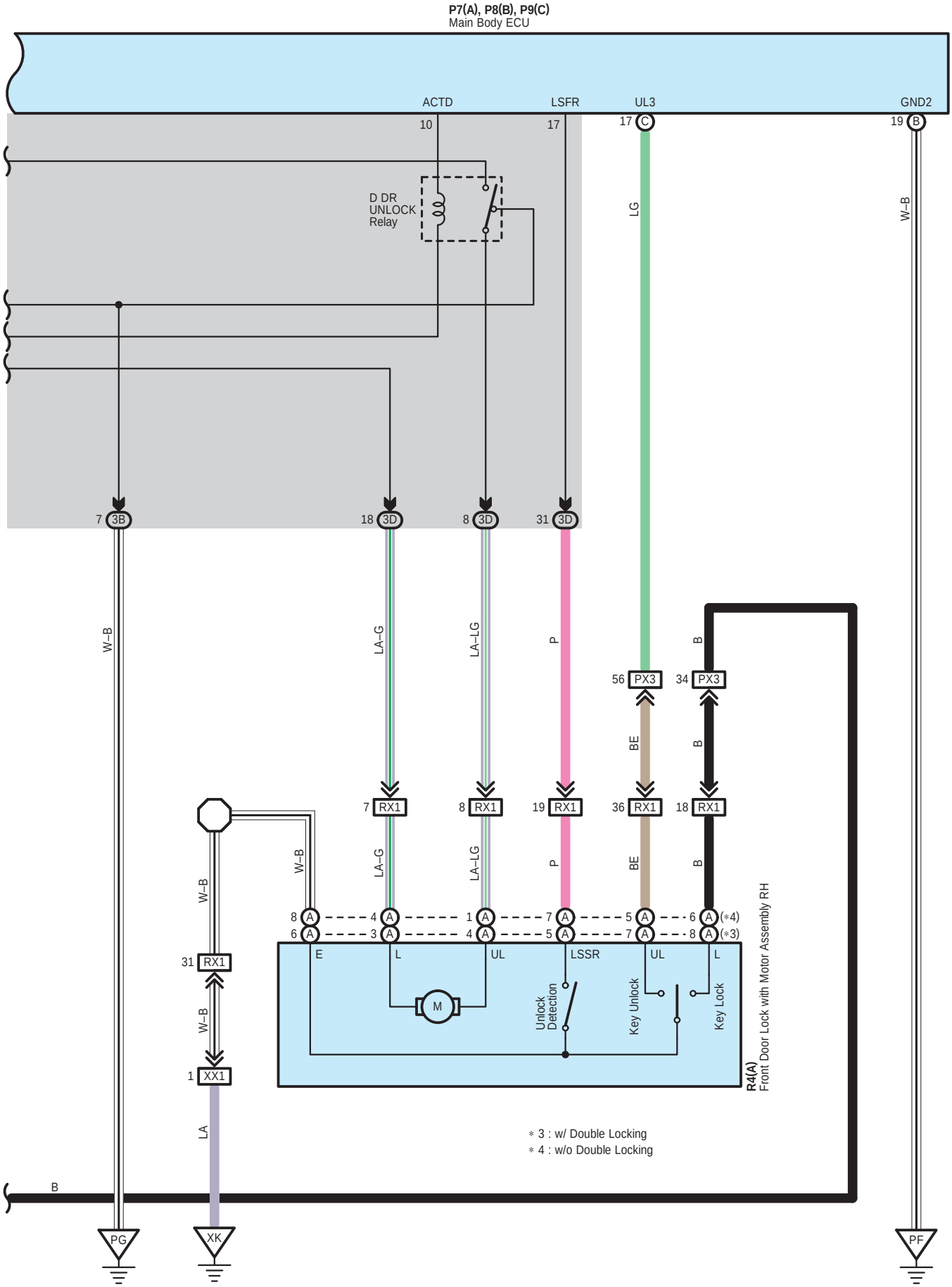
P7(A), P8(B), P9(C)
Main Body ECU
ACTD
LSFR
UL3
GND2
10
17
17 C
19 B
D DR
UNLOCK
Relay
LG
W–B
7 3B
18 3D
8 3D
31 3D
W–B
LA–G
LA–LG
P
B
56 PX3
34 PX3
BE
B
7 RX1
8 RX1
19 RX1
36 RX1
18 RX1
W–B
LA–G
LA–LG
P
BE
B
W–B
8 A
4 A
1 A
7 A
5 A
6 A (*4)
6 A
3 A
4 A
5 A
7 A
8 A (*3)
31 RX1
E
L
UL
LSSR
UL
L
M
Unlock Detection
Key Unlock
Key Lock
R4(A)
Front Door Lock with Motor Assembly RH
W–B
1 XX1
LA
* 3 : w/ Double Locking
* 4 : w/o Double Locking
B
PG
XK
PF

A4
Black

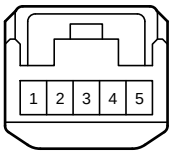

90980-12366

A6
Gray

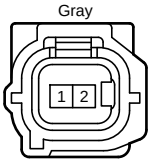

90980-12572

A9
Black

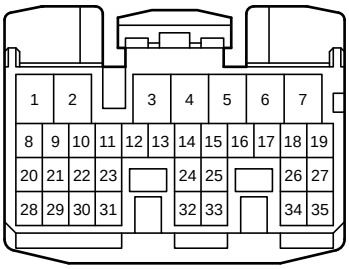

90980-12528

A10
Black

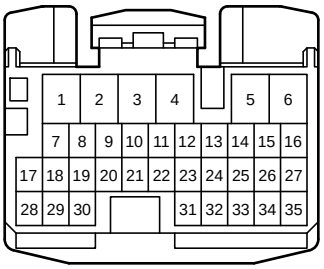

90980-12529

A21
Gray

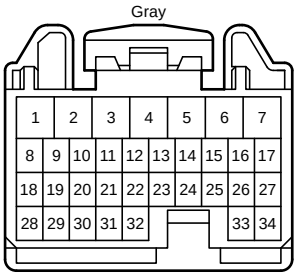

90980-12430

A22
Gray

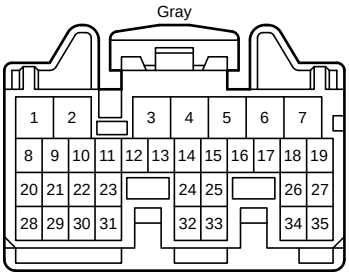

90980-12428

A41
Black

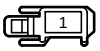

90980-10619

A46
Black

90980-10619

A58
Black

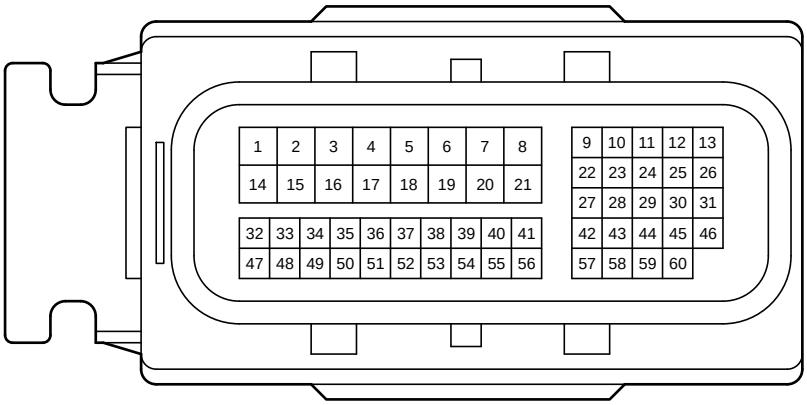

90980-12931

A67
Black

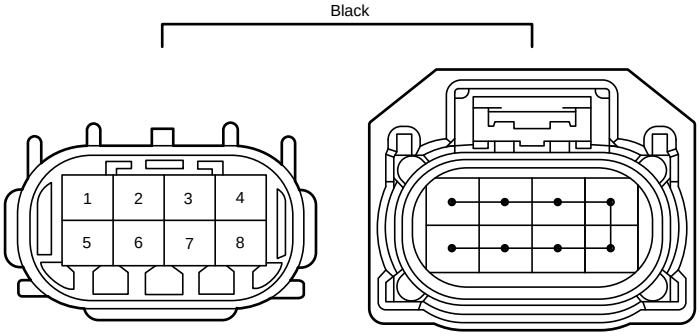

90980-12B56

G1
Black

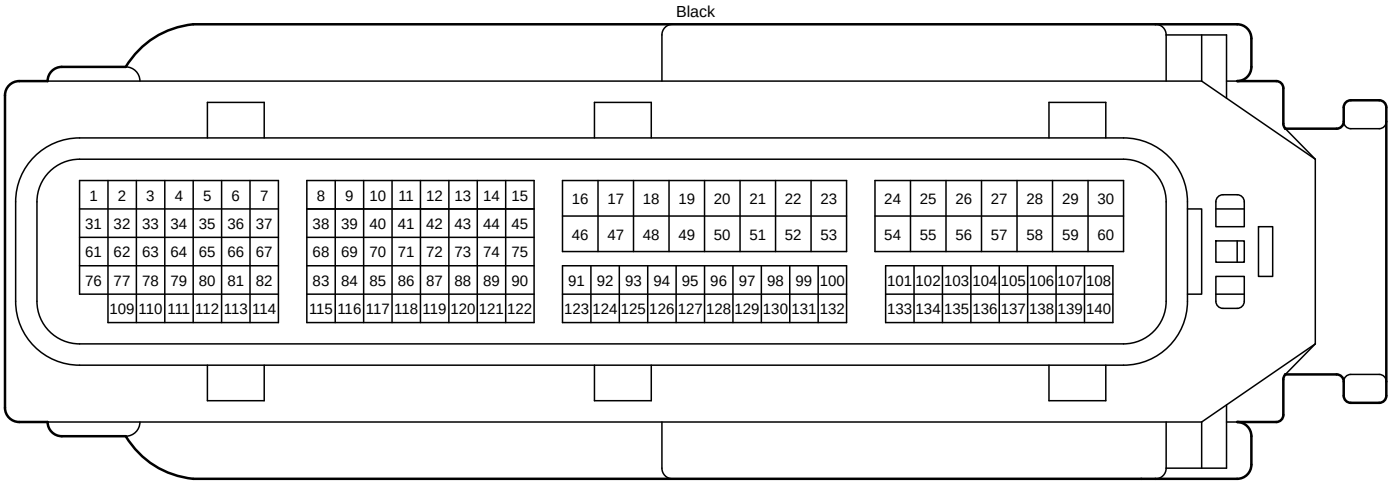

90980-12966

G39
Black

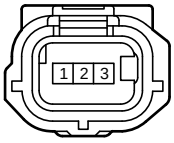

90980-12353

P7
Black

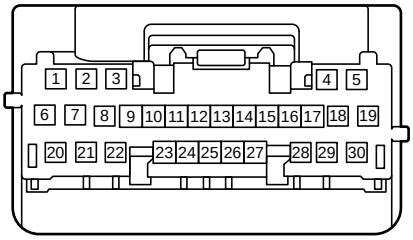

90980-12C62

P8
Black

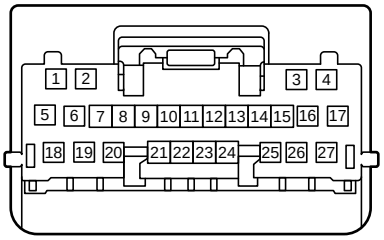

90980-12C63

P9
Black

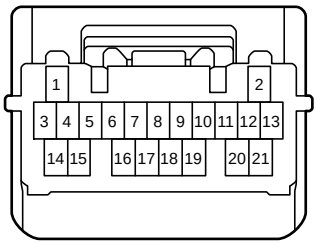

90980-12C61

P14
Black

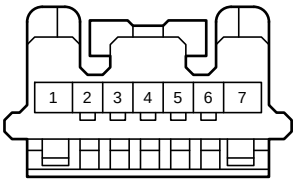

90980-12092

P25
Black

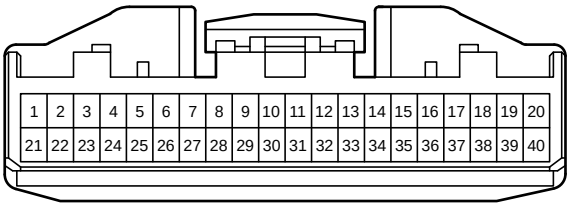

90980-12557

P26
Black

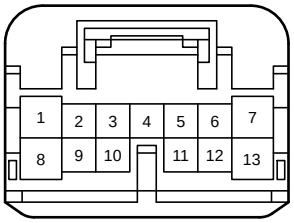

90980-12767

P27
Black

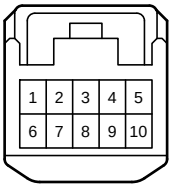

90980-12368

P37
White

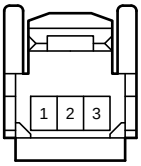

90980-12795

P51
White

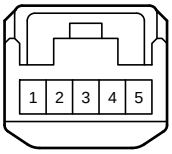

90980-12366

P59
Black

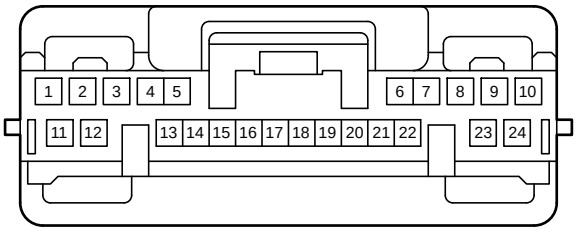

90980-12912

P64
Gray

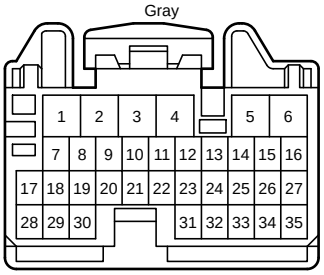

90980-12429

P65
Gray

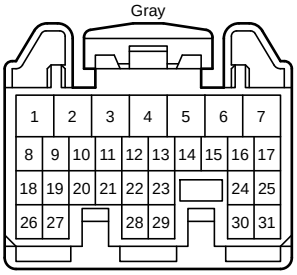

90980-12431

P66
White

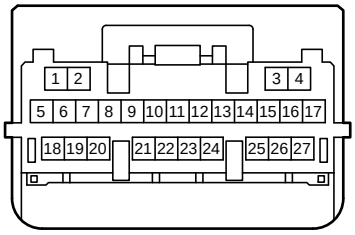

90980-12B78

P73
White

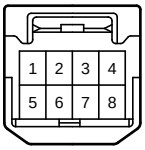

90980-12910

P74
White

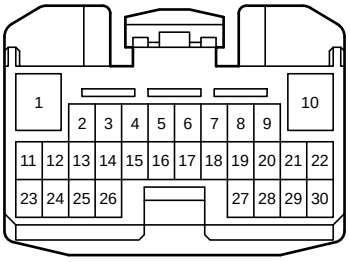

90980-12562

P75
White

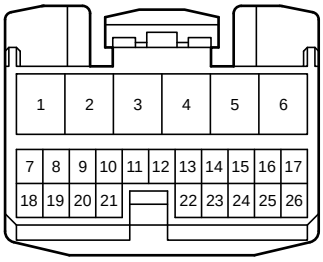

90980-12561

P76
White



90980-12553

P92
White

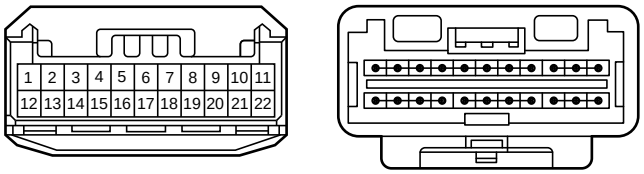

90980-12B54

P93
Blue

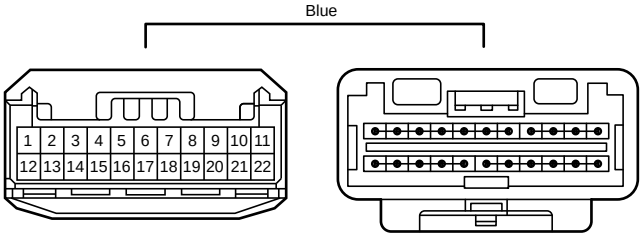

90980-12B54

P94
Blue

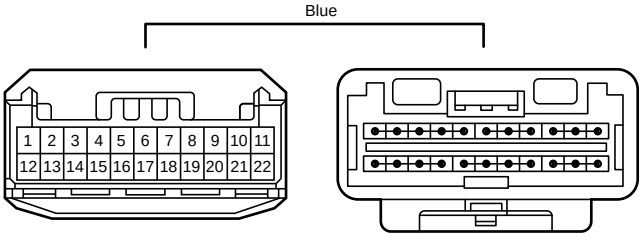

90980-12B54

P107
White

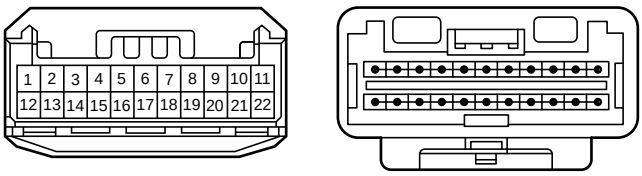

90980-12B54

P108
White

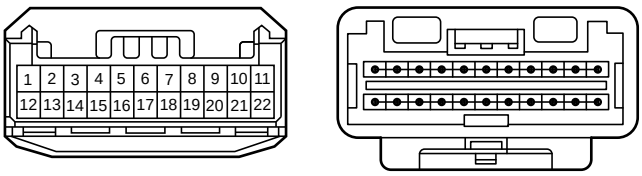

90980-12B54

P118
White

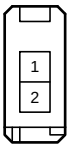

90980-12827

P120
White

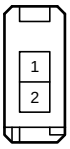

90980-12827

P121
White

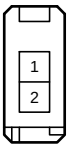

90980-12827

P122
White

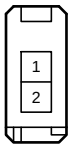

90980-12827

P123
White

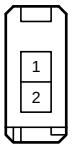

90980-12827

P132
Black

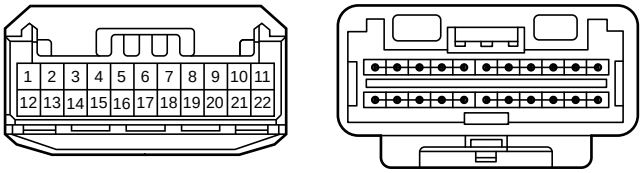

90980-12B54

R4
White

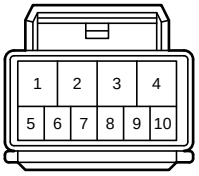

90980-12226

R8
White

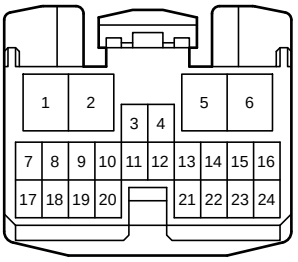

90980-12560

R9
White

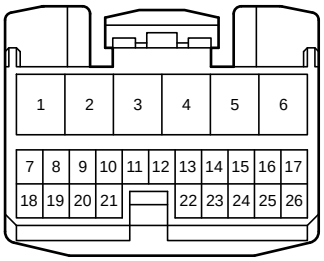

90980-12561

S4
White

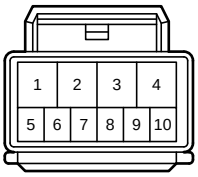

90980-12226

S8
White

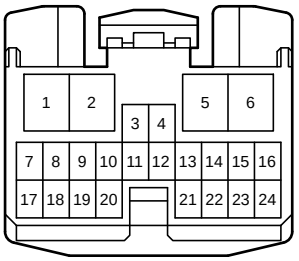

90980-12560

S9
White

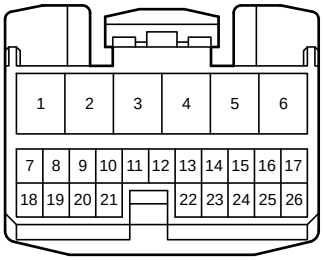

90980-12561

T4
White

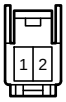

90980-11918

U4
White

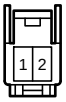

90980-11918

V1
Black

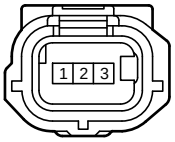

90980-12353

V2
Gray

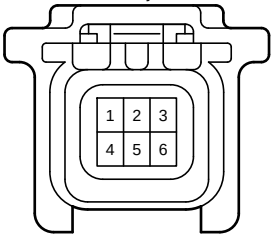

90980-12790

V3
Black

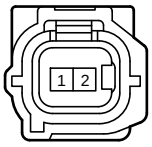

90980-12416

V4
Gray

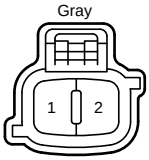

90980-11019

W1
Black



90980-12353

W2
Gray

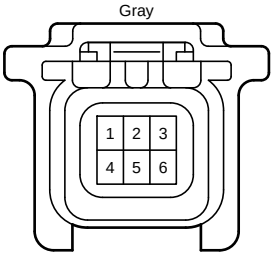

90980-12790

W3
Black

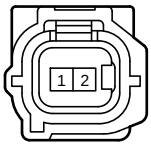

90980-12416

W4
Gray

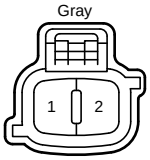

90980-11019

X23
White

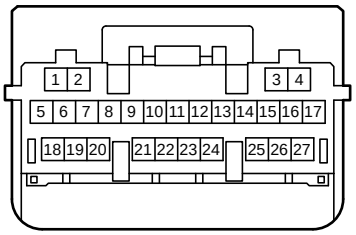

90980-12B77

X25
Black

90980-10871

X45
White



90980-12552

X46
White

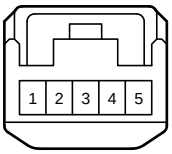

90980-12366

X47
Black

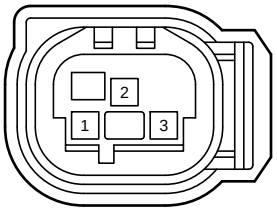

90080-98237

X48
Black

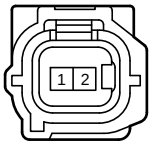

90980-12416

X57
Black

90980-10871

X61
White

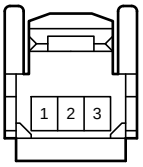

90980-12795

X69
White

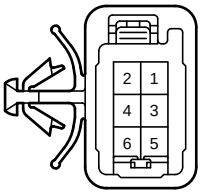

90980-11587

X72
White

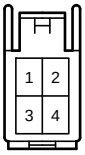

90980-12211

X82
White

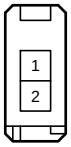

90980-12827

X85
White

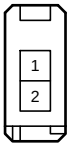

90980-12827

X87
White

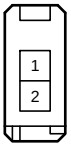

90980-12827

X88
White

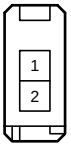

90980-12827

X90
White

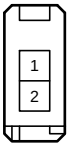

90980-12827

X92
White

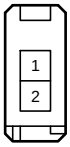

90980-12827

X96
White

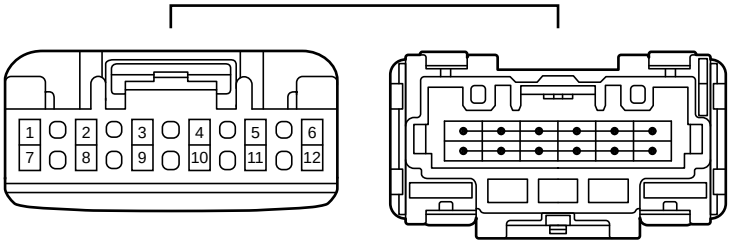

90980-12C68

X103
White

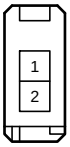

90980-12827

X105
White

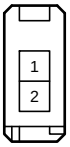

90980-12827

X106
White

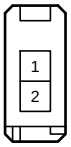

90980-12827

X113
White

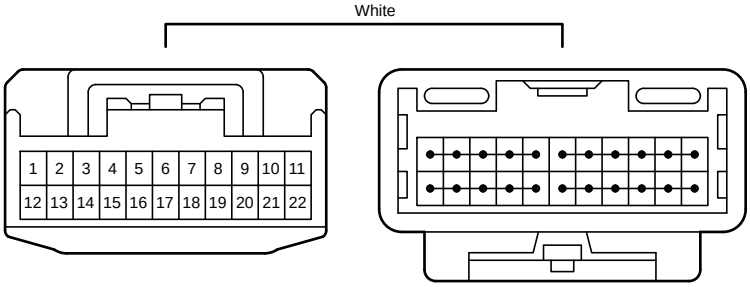

90980-12372

Z2
White

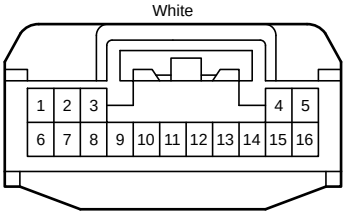

90980-12423

b1
White

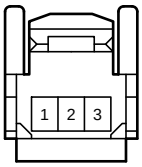

90980-12795

b10
Black

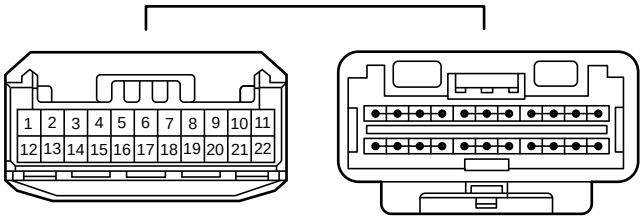

90980-12B54

z33
Black

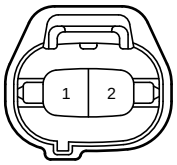

90980-11156

2B

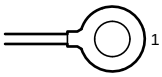

3A
White

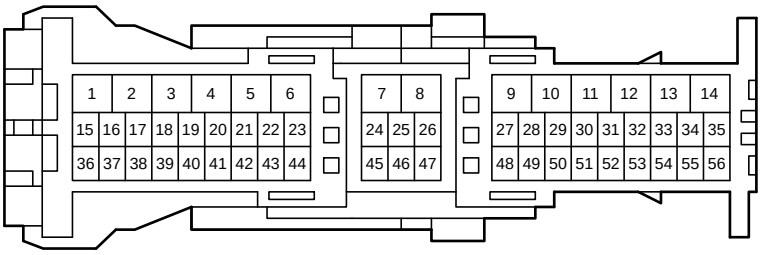

90980-12943

3B
White

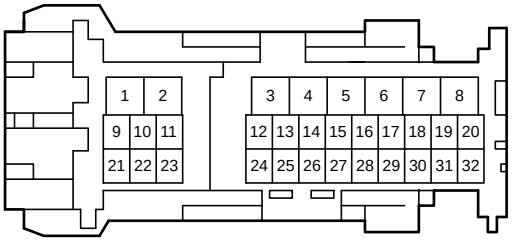

90980-12A48

3C
White

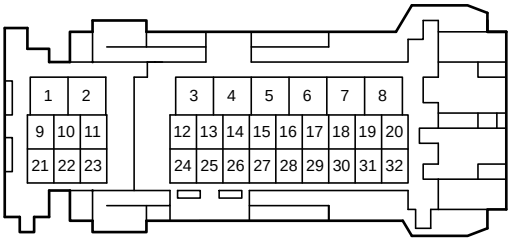

90980-12A47

3D
White

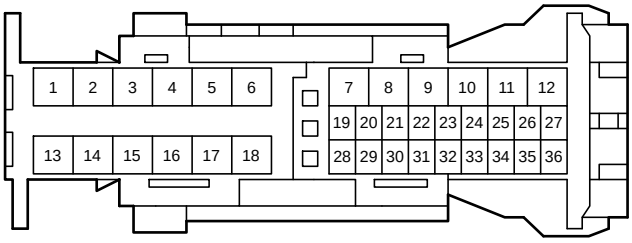

90980-12944

3F
White

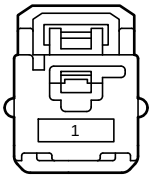

90980-12756

4A
White

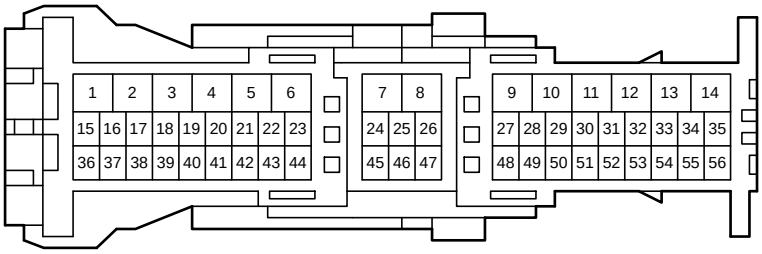

90980-12943

4B
White

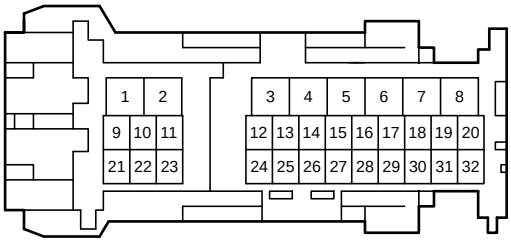

90980-12A48

4D
White

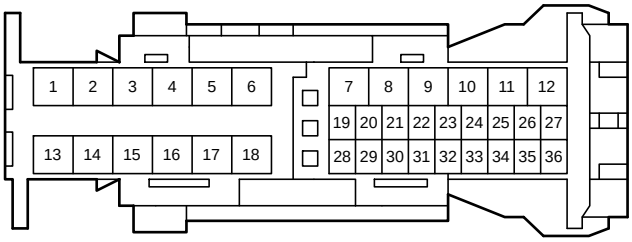

90980-12944

AX2
White

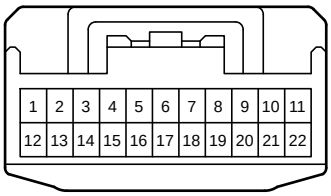

90980-12372

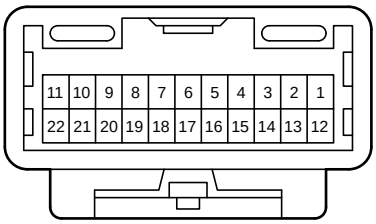

90980-12371

AX4
White

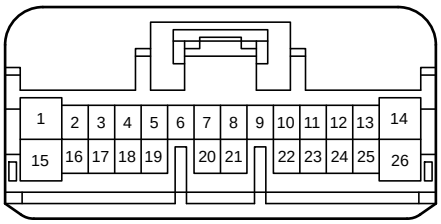

90980-12771

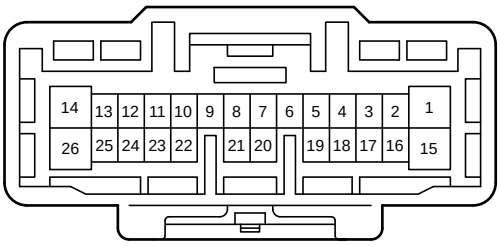

90980-12770

AX5
White

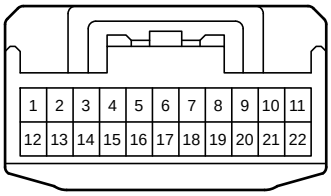

90980-12372

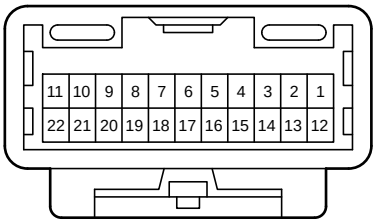

90980-12371

PA1
White

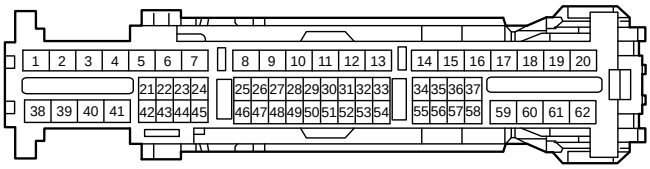

90980-12B22

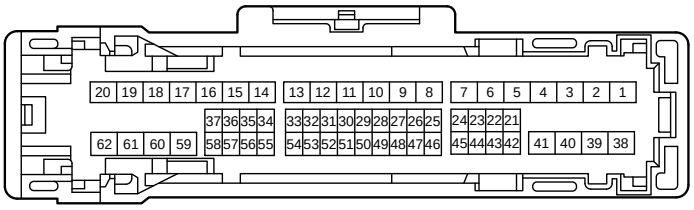

90980-12B21

PA3
White

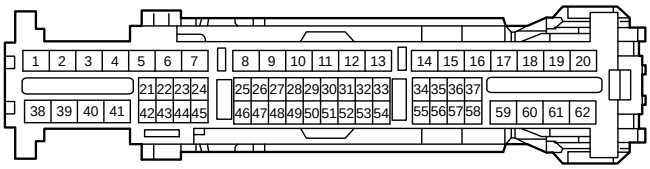

90980-12B22

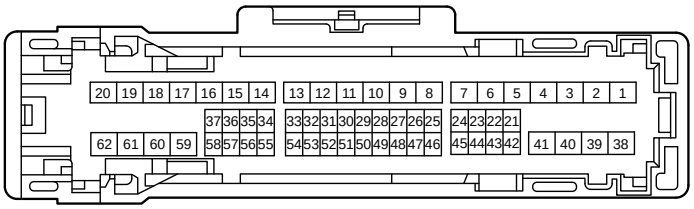

90980-12B21

PX1
Gray

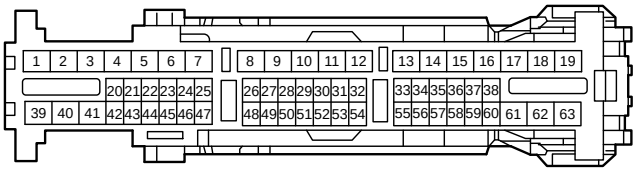

90980-12B20

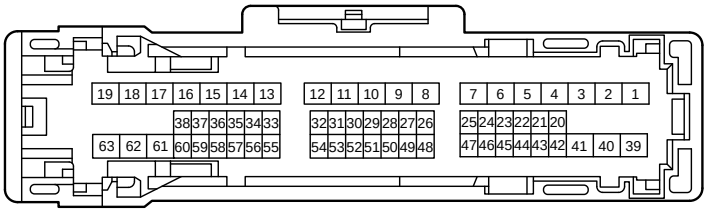

90980-12B19

PX2
White

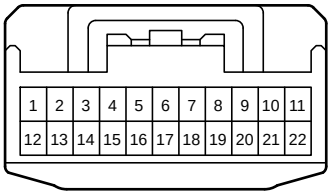

90980-12372

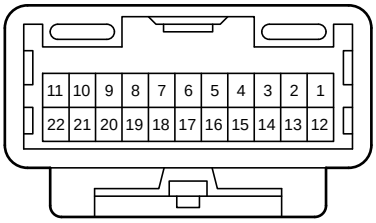

90980-12371

PX3
Gray

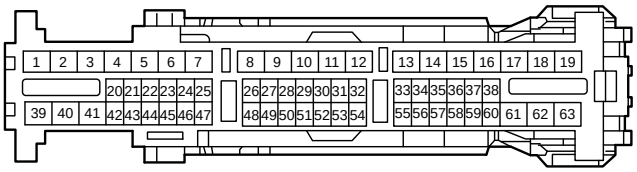

90980-12B20

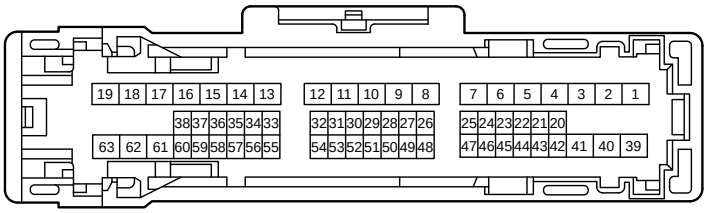

90980-12B19

PX4
White

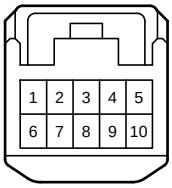

90980-12368

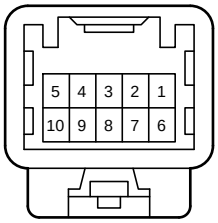

90980-12367

PZ1
White

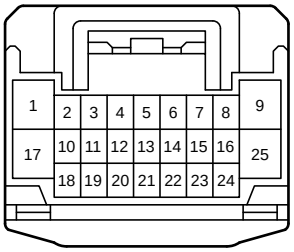

90980-12414

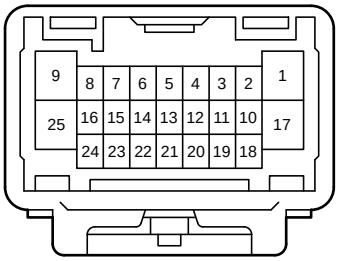

90980-12413

PZ2
Gray

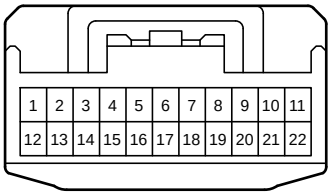

90980-12372

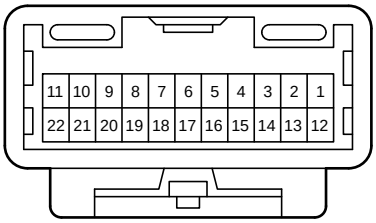

90980-12371

RX1
Yellow

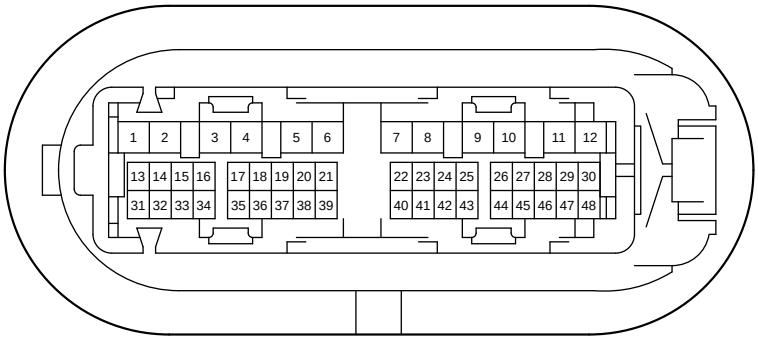

90980-12A09

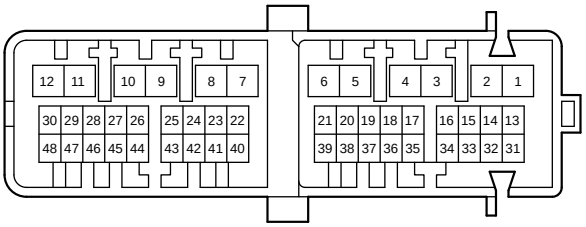

90980-12A06

SX1
Yellow

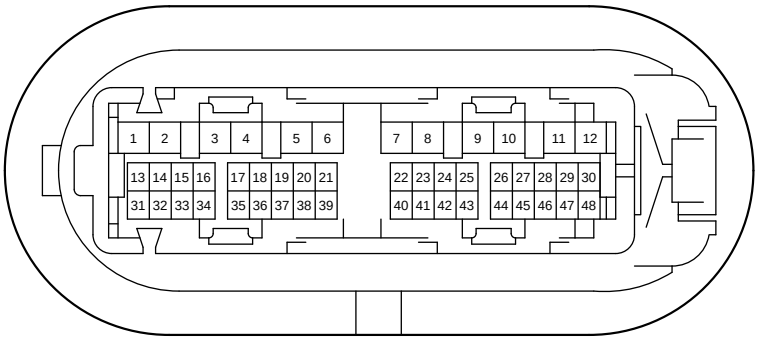

90980-12A09

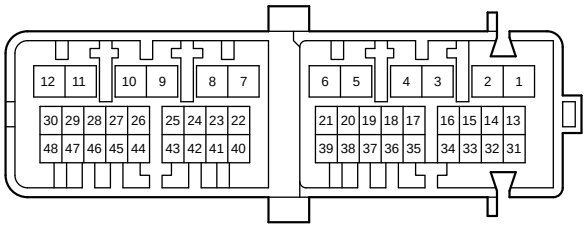

90980-12A06

TR1
White

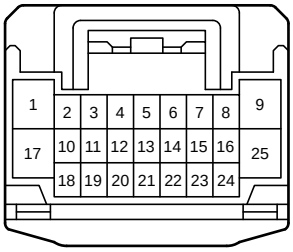

90980-12414

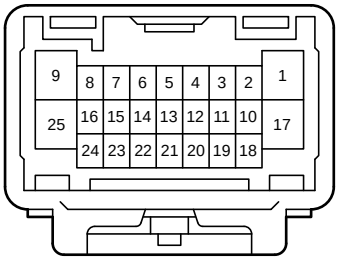

90980-12413

US1
White

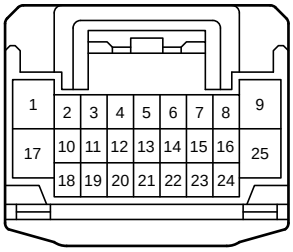

90980-12414

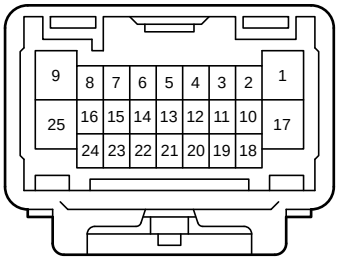

90980-12413

VR1
White

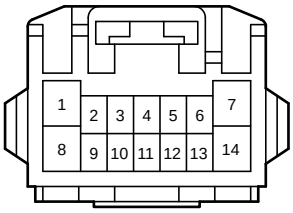

82824-53090

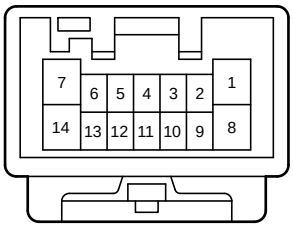

82824-53080

WS1
White

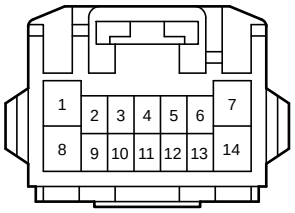

82824-53090

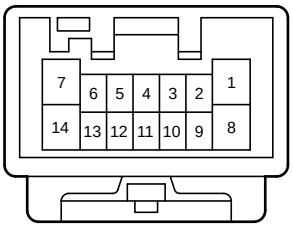

82824-53080

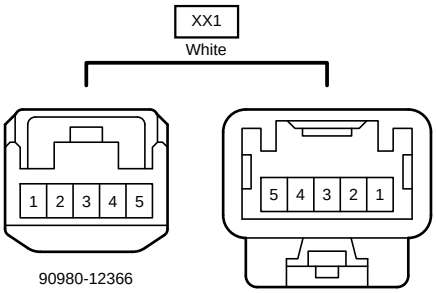

90980-12366

90980-12365

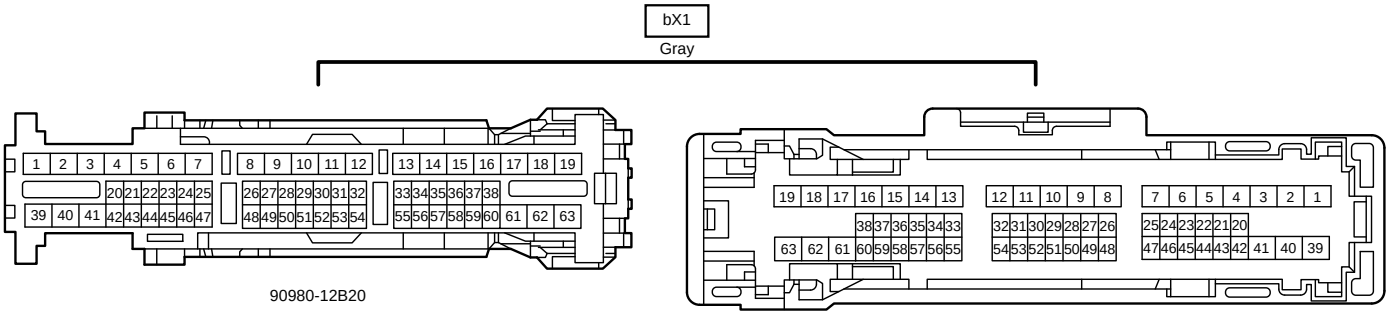

90980-12B20

90980-12B19

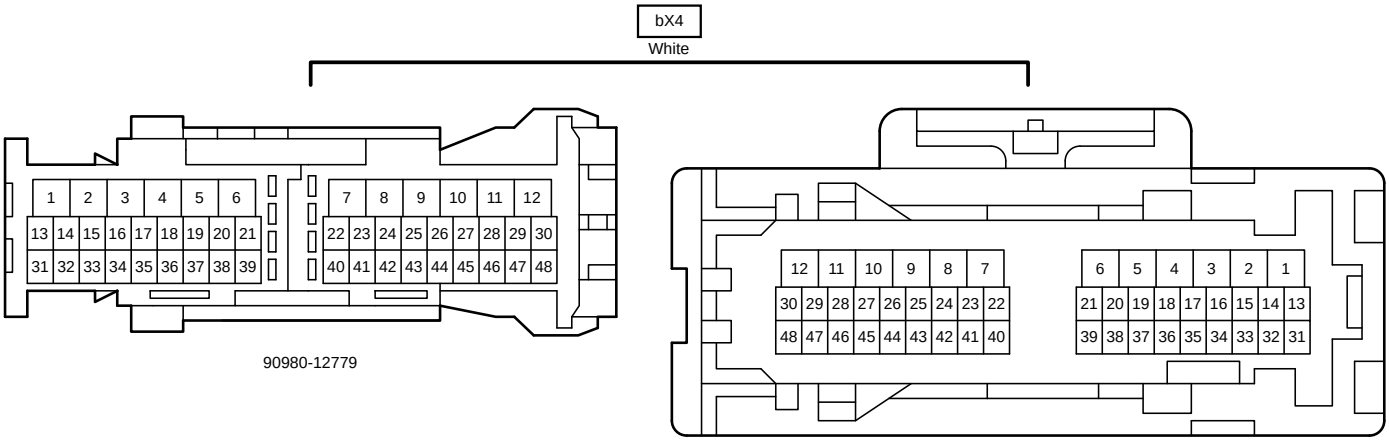

90980-12779

90980-12799