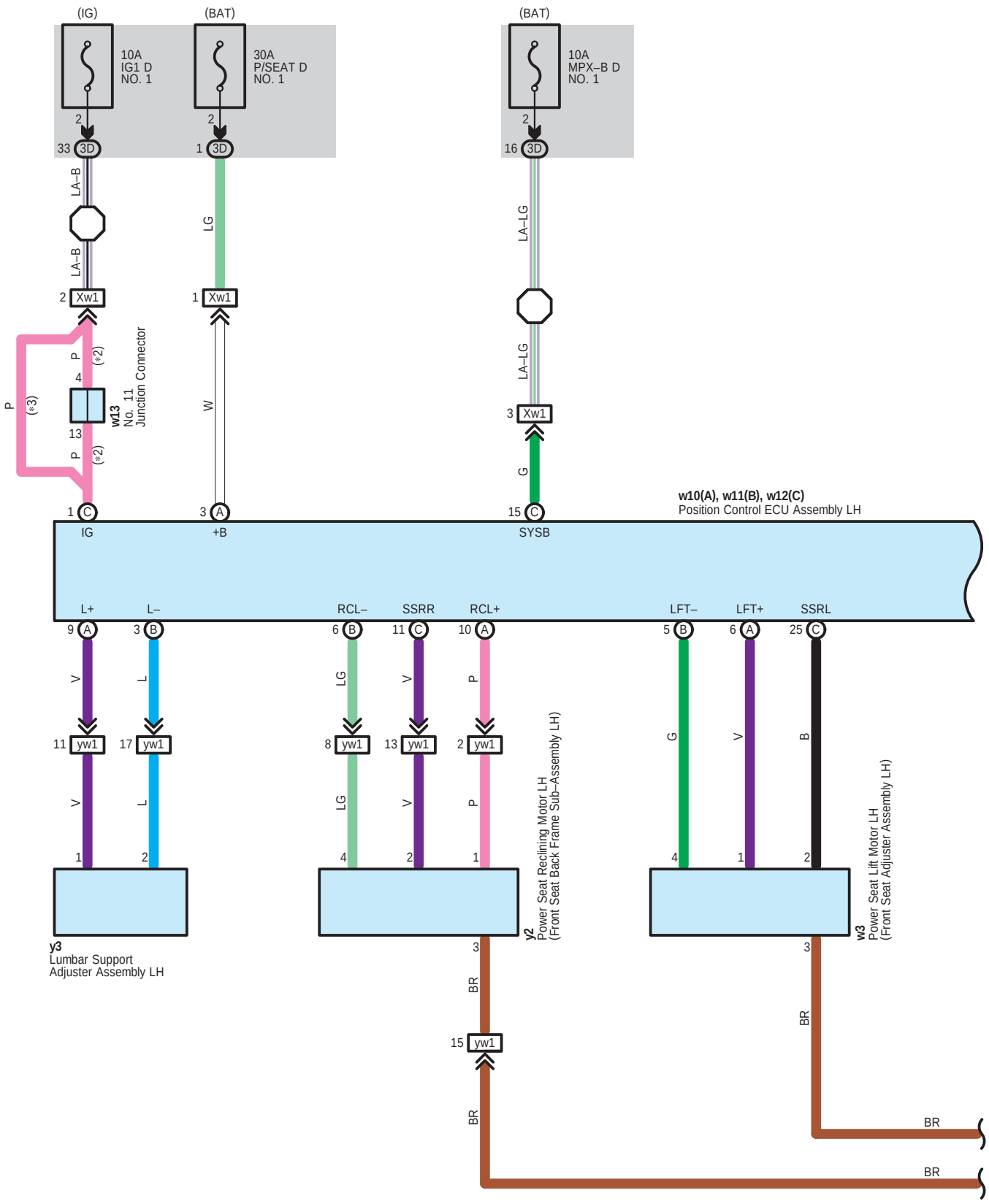
(IG)
(BAT)
(BAT)
10A
IG1 D
NO. 1
30A
P/SEAT D
NO. 1
10A
MPX–B D
NO. 1
33 3D
1 3D
16 3D
LA–B
LA–B
LG
LA–LG
LA–LG
2 Xw1
1 Xw1
3 Xw1
P
(*2)
4
13
P
(*2)
P
(*3)
w13
No. 11
Junction Connector
W
G
1 C
IG
3 A
+B
15 C
SYSB
w10(A), w11(B), w12(C)
Position Control ECU Assembly LH
L+
L–
RCL–
SSRR
RCL+
LFT–
LFT+
SSRL
9 A
3 B
6 B
11 C
10 A
5 B
6 A
25 C
V
L
LG
V
P
G
V
B
11 yw1
17 yw1
8 yw1
13 yw1
2 yw1
V
L
LG
V
P
1
2
4
2
1
4
1
2
y3
Lumbar Support
Adjuster Assembly LH
y2
Power Seat Reclining Motor LH
(Front Seat Back Frame Sub–Assembly LH)
w3
Power Seat Lift Motor LH
(Front Seat Adjuster Assembly LH)
3
BR
15 yw1
BR
3
BR
BR
BR

∗ 1 : 10 Way Power Seat Type
∗ 2 : w/ Climate Control Seat
∗ 3 : w/o Climate Control Seat

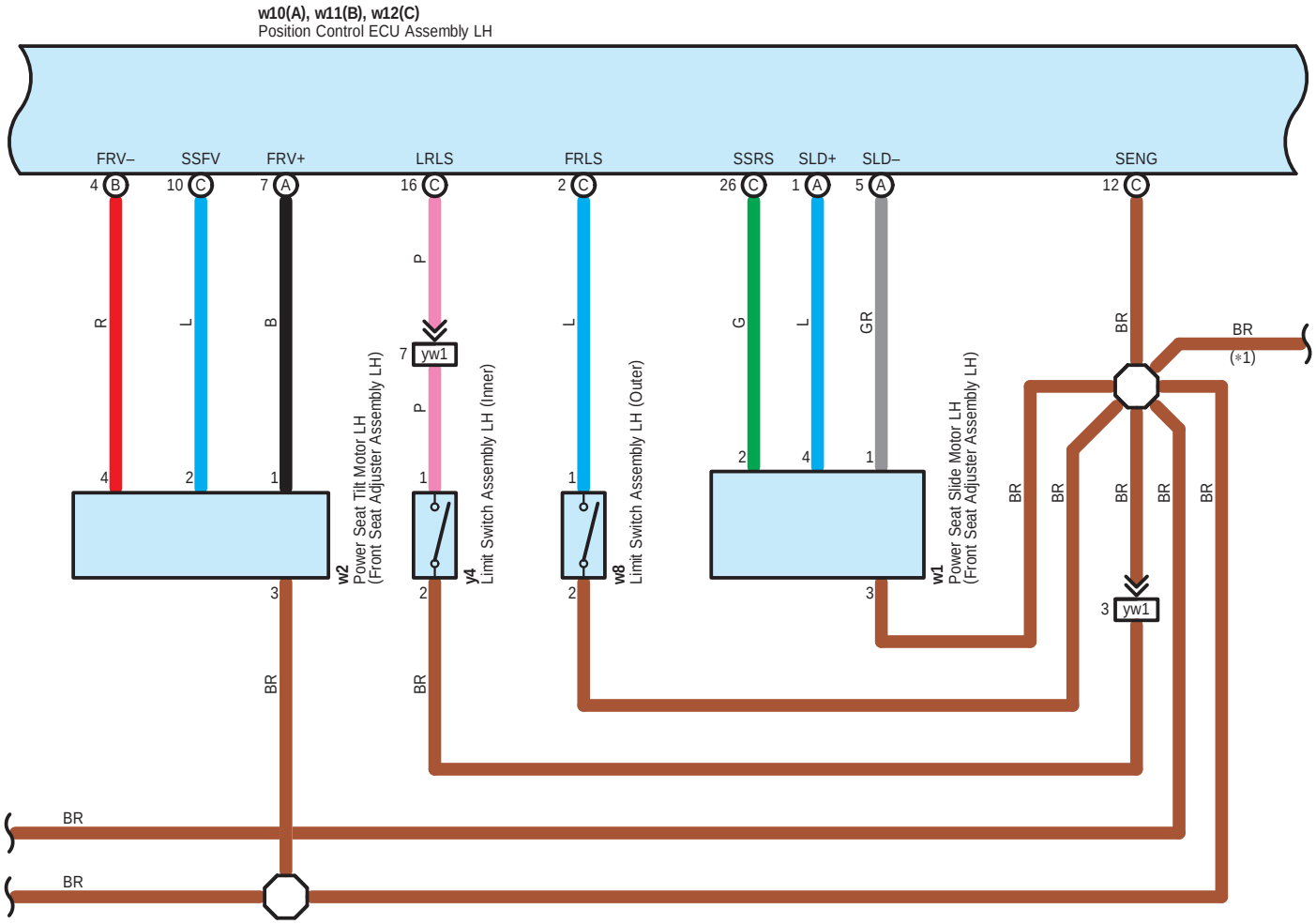

∗1 : 10 Way Power Seat Type

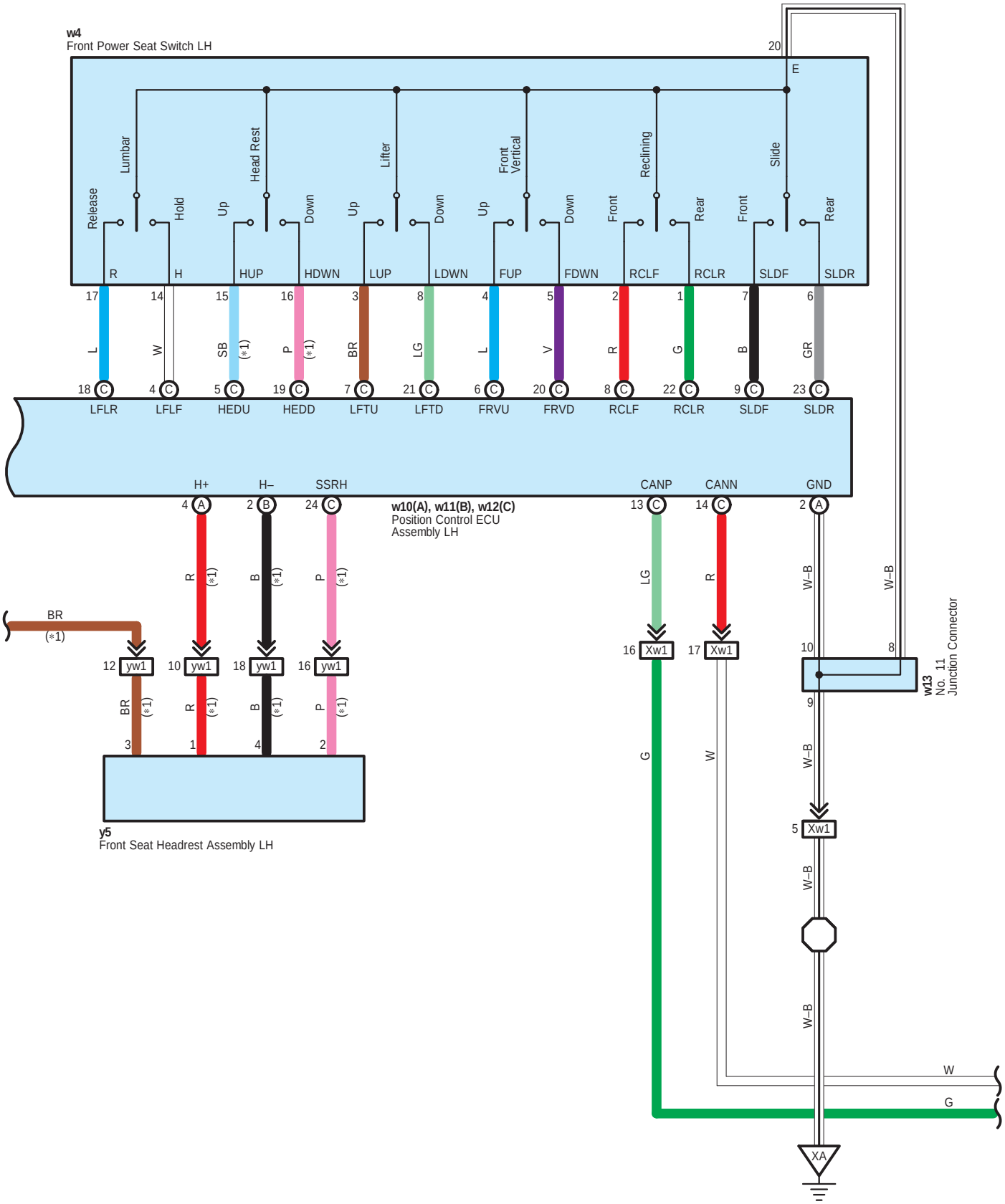

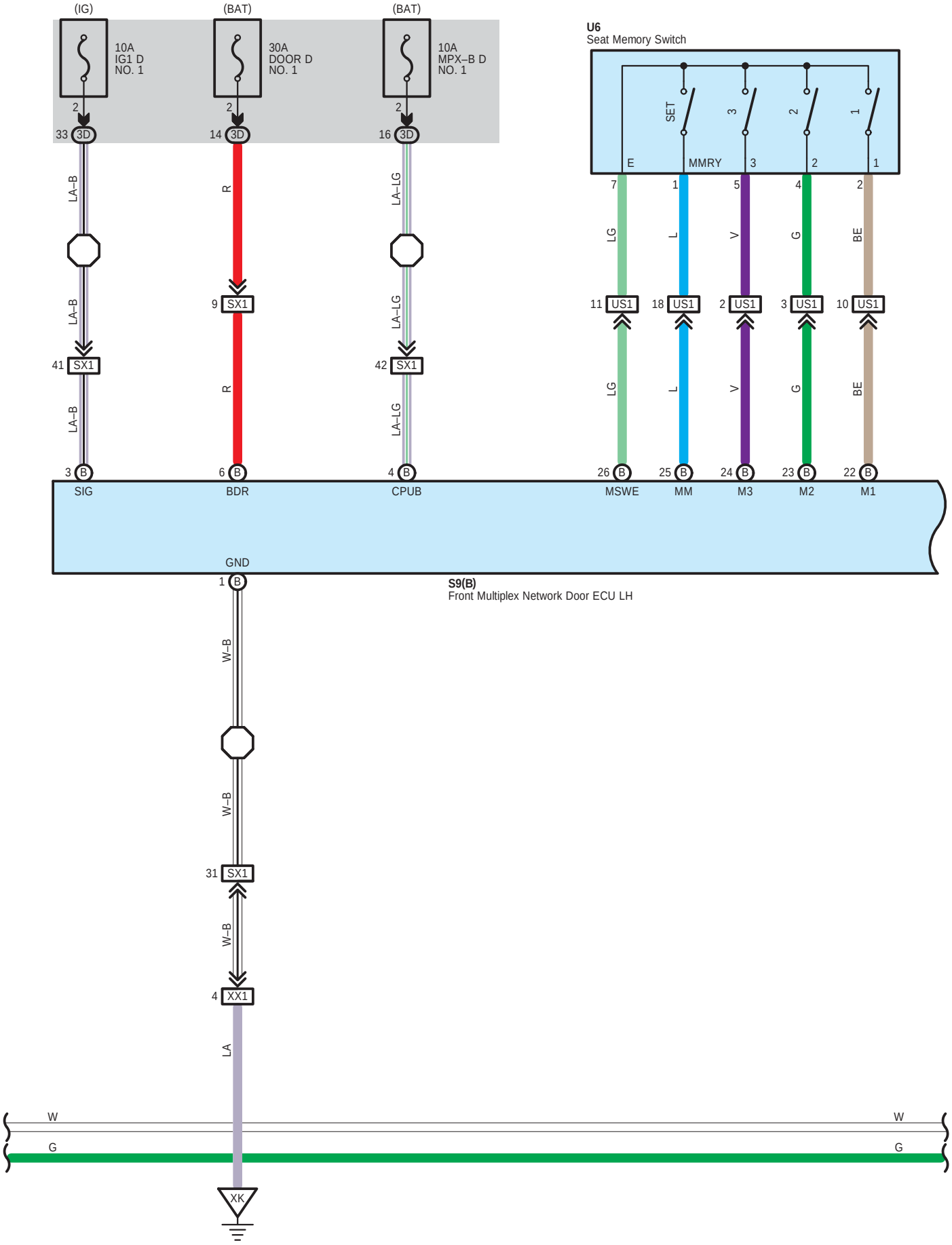
(IG)
(BAT)
(BAT)
10A
IG1 D
NO. 1
30A
DOOR D
NO. 1
10A
MPX–B D
NO. 1
2
33 3D
14 3D
16 3D
LA–B
R
LA–LG
9 SX1
41 SX1
42 SX1
3 B
6 B
4 B
SIG
BDR
CPUB
U6
Seat Memory Switch
SET
3
2
1
E
MMRY
7
1
5
4
2
LG
L
V
G
BE
11 US1
18 US1
2 US1
3 US1
10 US1
26 B
25 B
24 B
23 B
22 B
MSWE
MM
M3
M2
M1
GND
1 B
S9(B)
Front Multiplex Network Door ECU LH
W–B
31 SX1
4 XX1
LA
W
G
XK

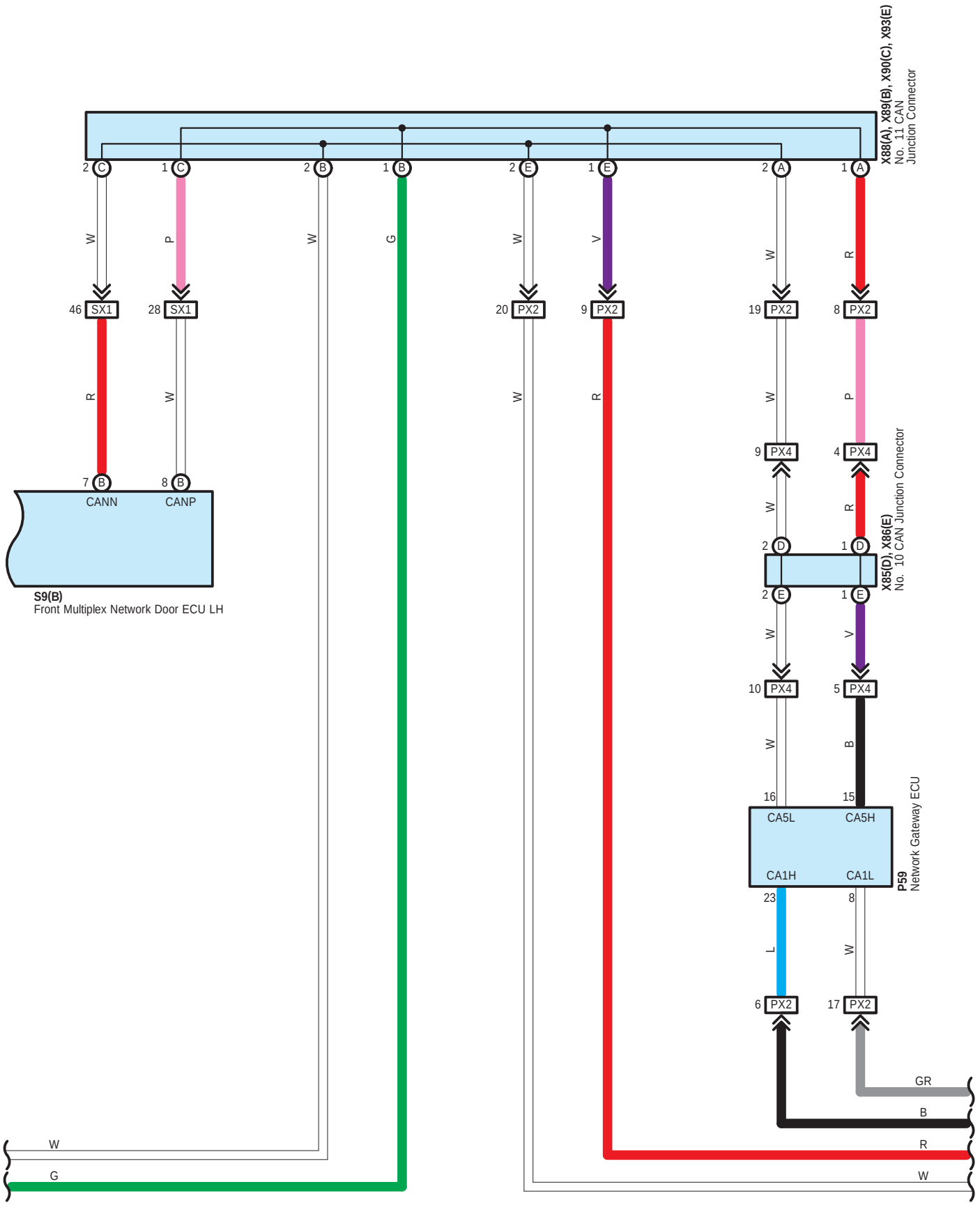
X88(A), X89(B), X90(C), X93(E)
No. 11 CAN
Junction Connector
2 C
1 C
2 B
1 B
2 E
1 E
2 A
1 A
W
P
W
G
W
V
W
R
46 SX1
28 SX1
20 PX2
9 PX2
19 PX2
8 PX2
R
W
W
R
W
P
9 PX4
4 PX4
7 B
8 B
CANN
CANP
S9(B)
Front Multiplex Network Door ECU LH
W
R
2 D
1 D
X85(D), X86(E)
No. 10 CAN Junction Connector
2 E
1 E
W
V
10 PX4
5 PX4
W
B
16
15
CA5L
CA5H
CA1H
CA1L
P59
Network Gateway ECU
23
8
L
W
6 PX2
17 PX2
GR
B
R
W
W
G

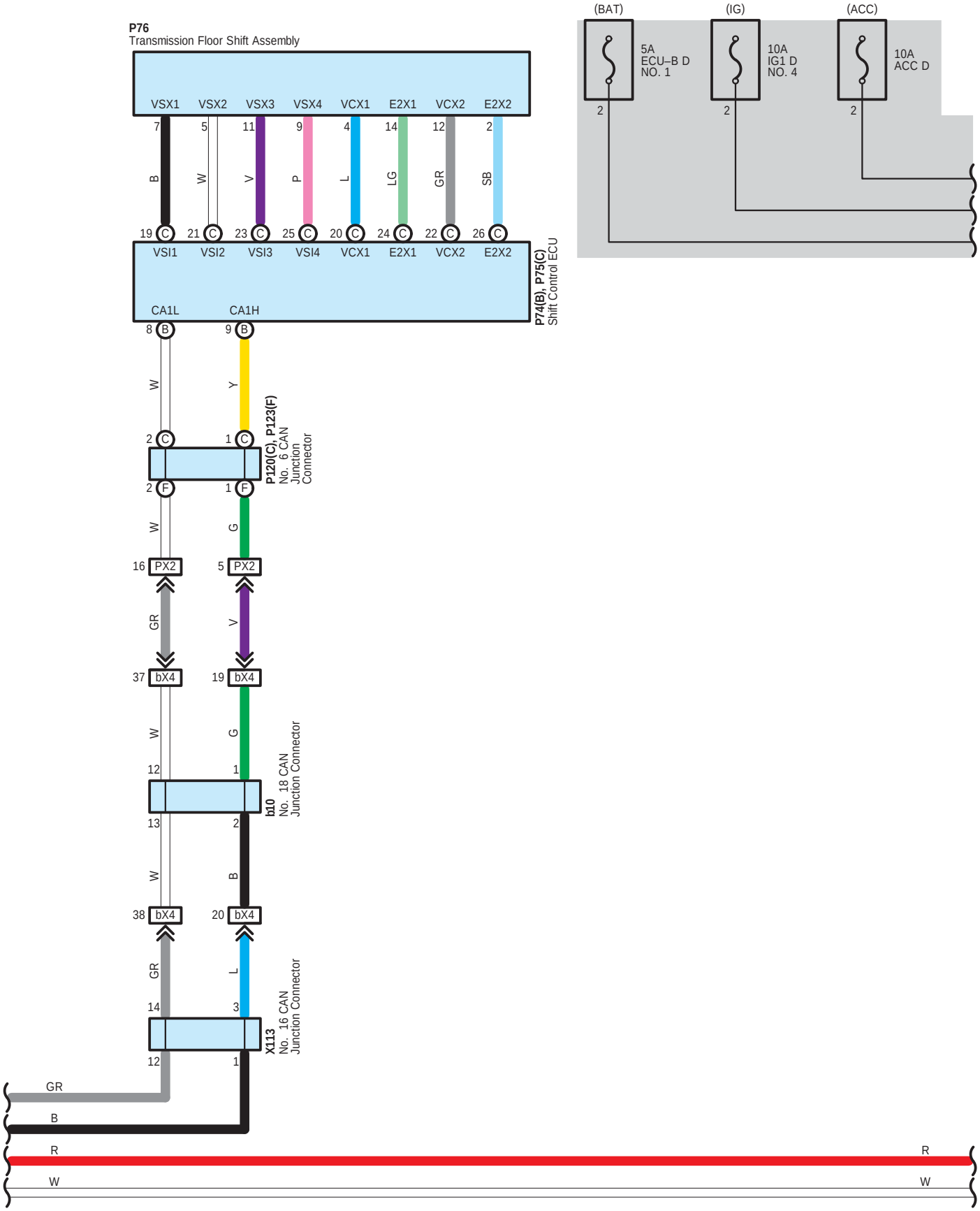
P76
Transmission Floor Shift Assembly
VSX1 VSX2 VSX3 VSX4 VCX1 E2X1 VCX2 E2X2
7 5 11 9 4 14 12 2
B W V P L LG GR SB
19 21 23 25 20 24 22 26
VSI1 VSI2 VSI3 VSI4 VCX1 E2X1 VCX2 E2X2
CA1L CA1H
P74(B), P75(C)
Shift Control ECU
8 9
W Y
2 1
P120(C), P123(F)
No. 6 CAN
Junction
Connector
2 1
W G
16 PX2 5 PX2
GR V
37 bX4 19 bX4
W G
12 1
b10
No. 18 CAN
Junction Connector
13 2
W B
38 bX4 20 bX4
GR L
14 3
X113
No. 16 CAN
Junction Connector
12 1
GR
B
R
W
(BAT)
(IG)
(ACC)
5A
ECU–B D
NO. 1
10A
IG1 D
NO. 4
10A
ACC D
2
2
2
R
W

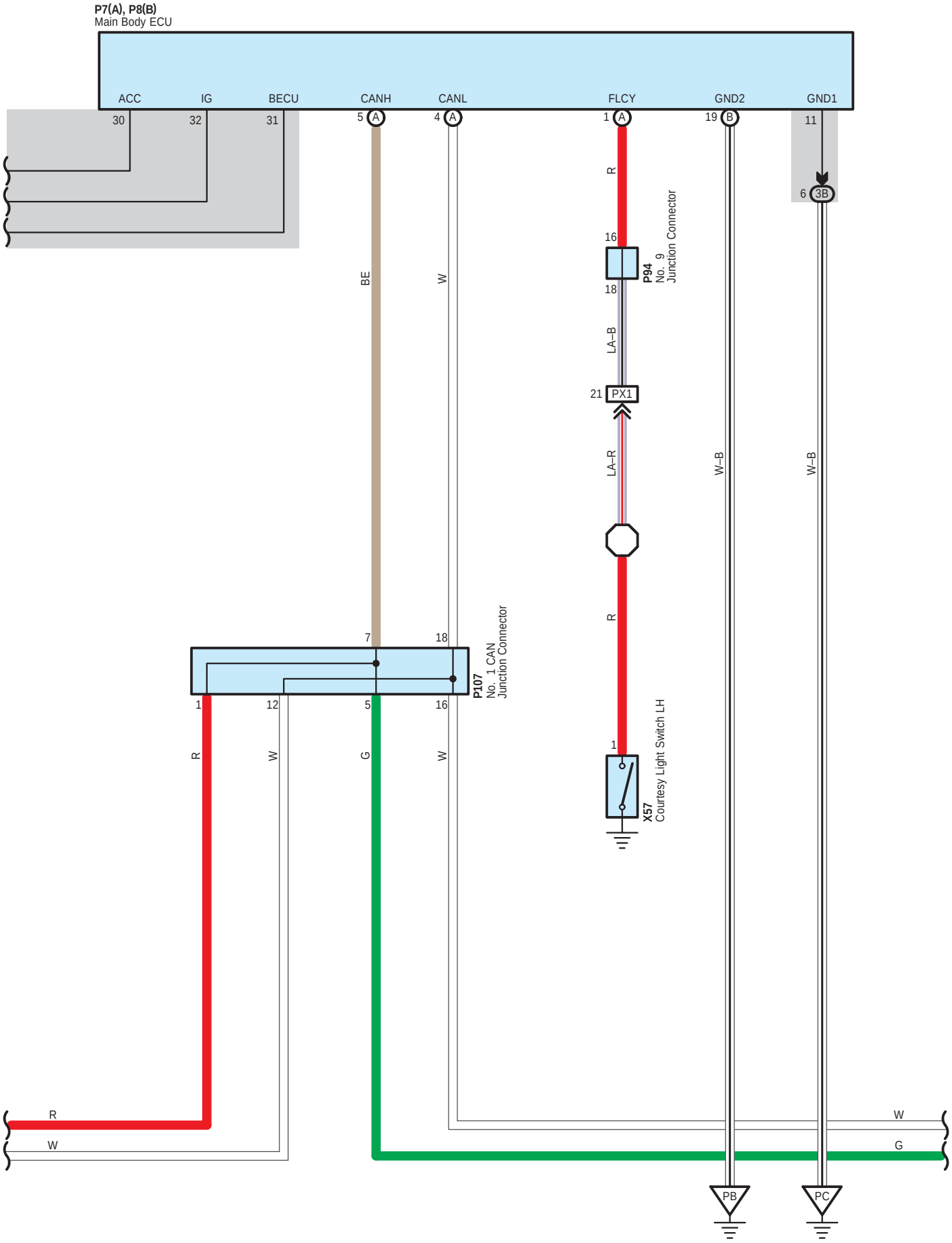
P7(A), P8(B)
Main Body ECU
ACC
IG
BECU
CANH
CANL
FLCY
GND2
GND1
30
32
31
5 A
4 A
1 A
19 B
11
6 3B
R
16
P94
No. 9
Junction Connector
18
LA–B
21 PX1
LA–R
R
BE
W
W–B
W–B
7
18
P107
No. 1 CAN
Junction Connector
1
12
5
16
R
W
G
W
1
X57
Courtesy Light Switch LH
R
W
W
G
PB
PC

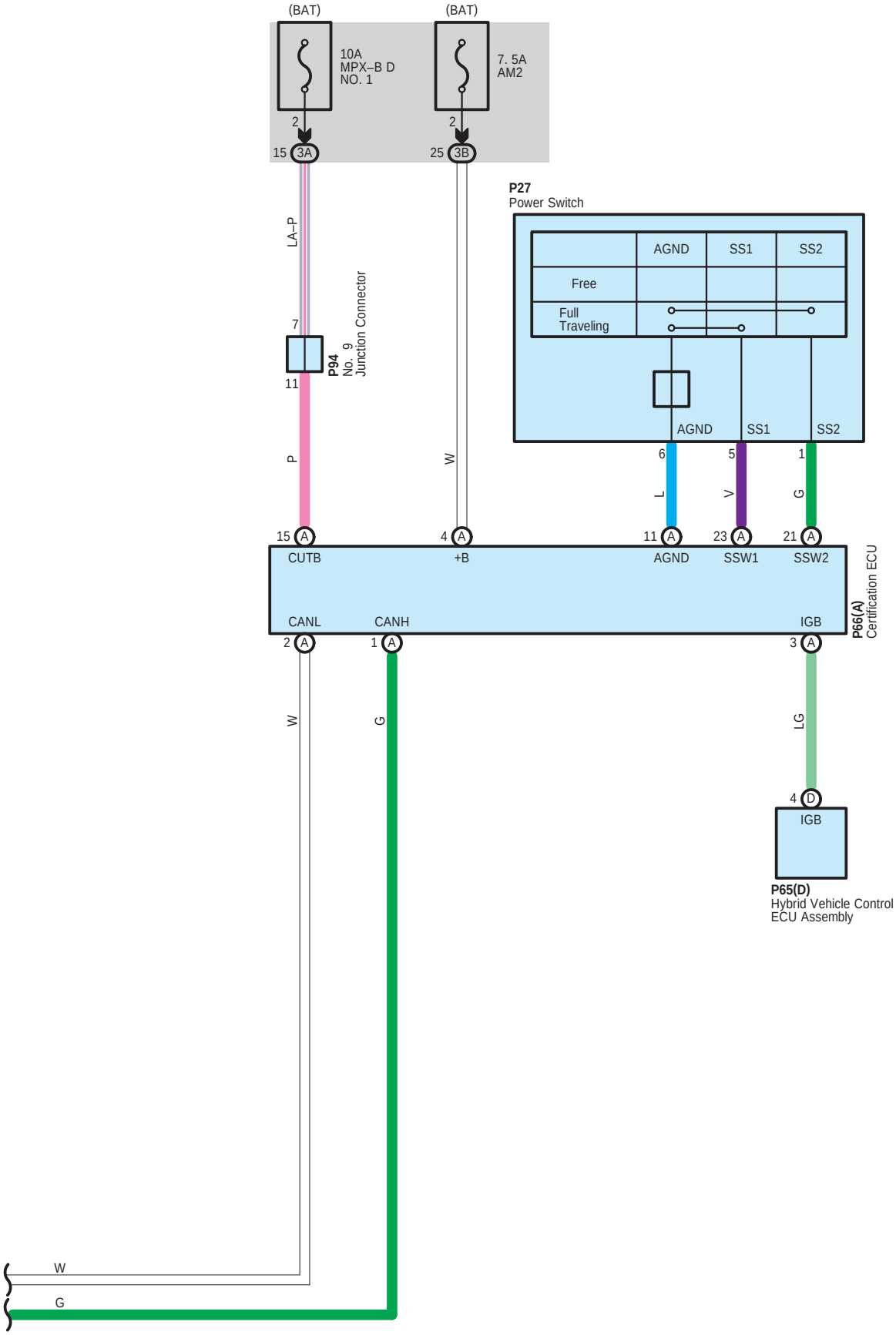
(BAT)
10A
MPX–B D
NO. 1
(BAT)
7. 5A
AM2
2
15 3A
2
25 3B
LA–P
7
P94
No. 9
Junction Connector
11
P
W
P27
Power Switch
AGND
SS1
SS2
Free
Full
Traveling
AGND
SS1
SS2
6
5
1
L
V
G
15 A
CUTB
4 A
+B
11 A
AGND
23 A
SSW1
21 A
SSW2
P66(A)
Certification ECU
CANL
CANH
IGB
2 A
1 A
3 A
W
G
LG
4 D
IGB
P65(D)
Hybrid Vehicle Control
ECU Assembly
W
G

P7
Black

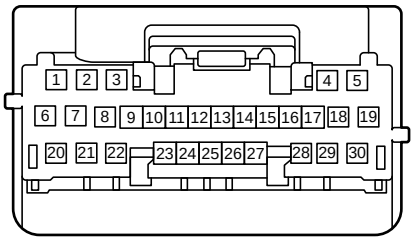

90980-12C62

P8
Black

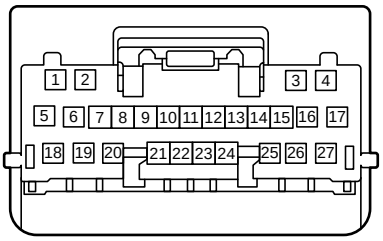

90980-12C63

P27
Black

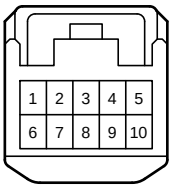

90980-12368

P59
Black

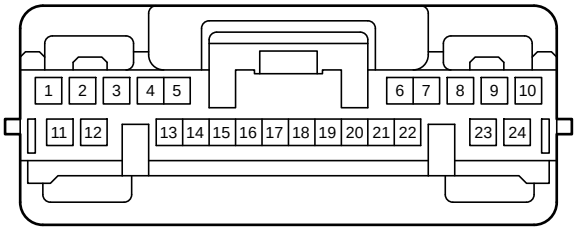

90980-12912

P65
Gray

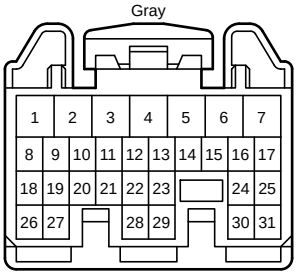

90980-12431

P66
White

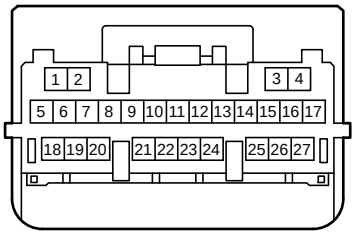

90980-12B78

P74
White

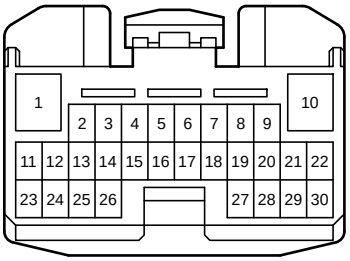

90980-12562

P75
White

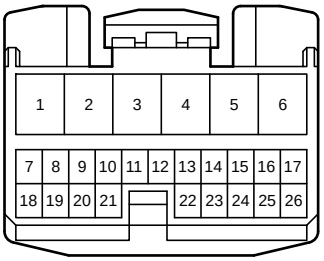

90980-12561

P76
White



90980-12553

P94
Blue

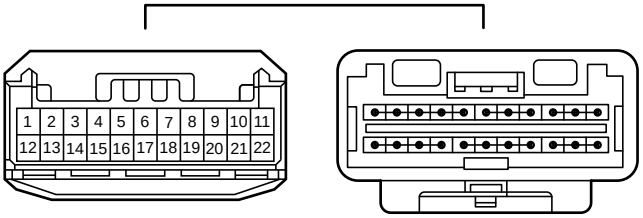

90980-12B54

P107
White

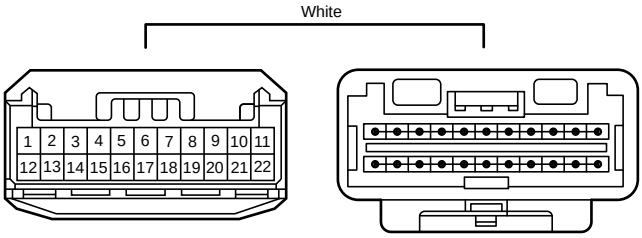

90980-12B54

P120
White

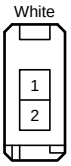

90980-12827

P123
White

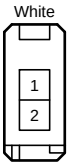

90980-12827

S9
White

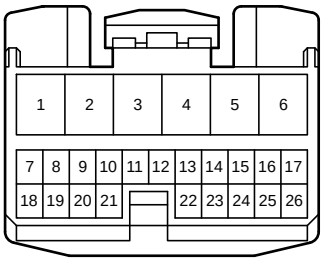

90980-12561

U6
Black

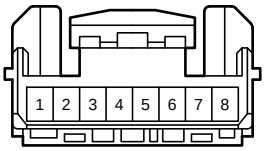

90980-12558

X57
Black

90980-10871

X85
White

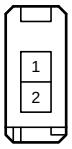

90980-12827

X86
White

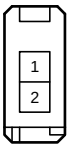

90980-12827

X88
White

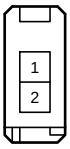

90980-12827

X89
White

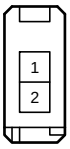

90980-12827

X90
White

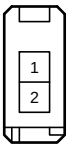

90980-12827

X93
White

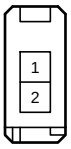

90980-12827

X113
White

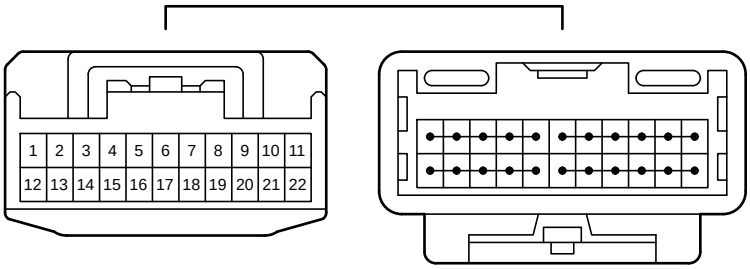

90980-12372

b10
Black

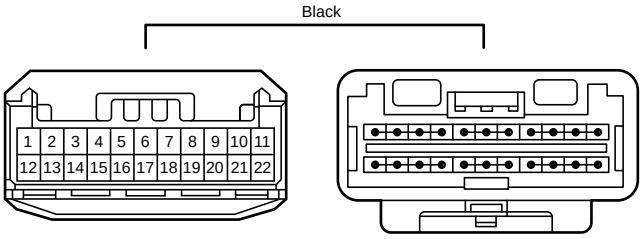

90980-12B54

w1
Black

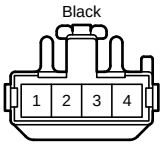

90980-12335

w2
Gray

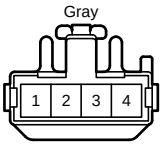

90980-12335

w3
White

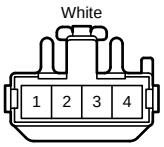

90980-12335

w4
White

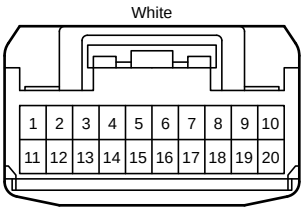

90980-12460

w8
White



90980-11736

w10
White

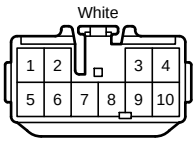

90980-10997

w11
White

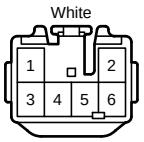

90980-10996

w12
White

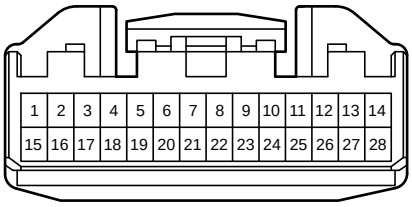

90980-12555

w13
White

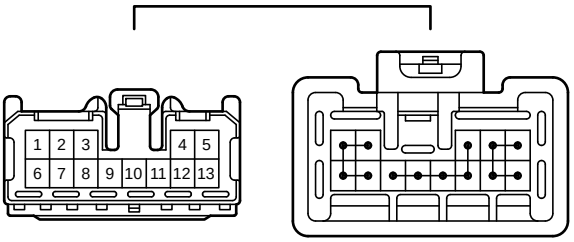

90980-12346

y2
White

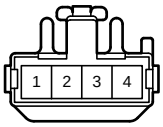

90980-12335

y3
Gray

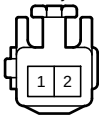

90980-12341

y4
White



90980-11736

y5
White

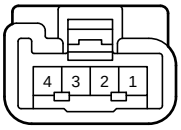

90980-11012

3A
White

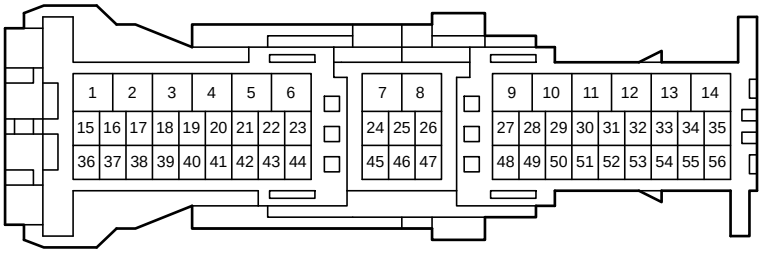

90980-12943

3B
White

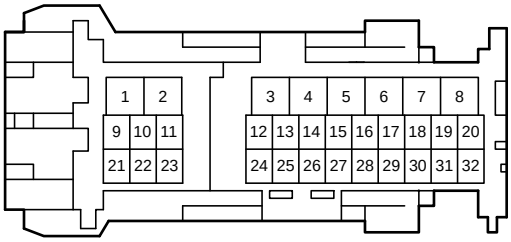

90980-12A48

3D
White

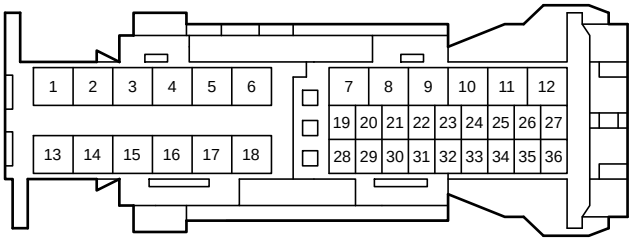

90980-12944

PX1
Gray

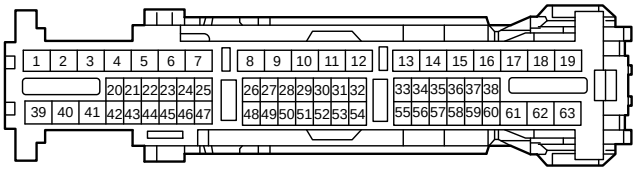

90980-12B20

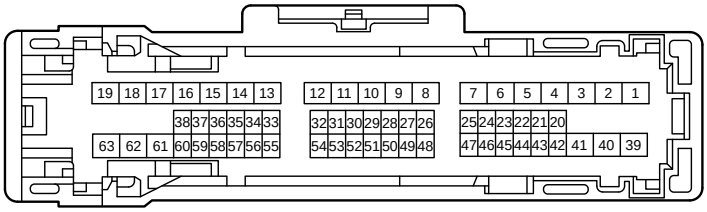

90980-12B19

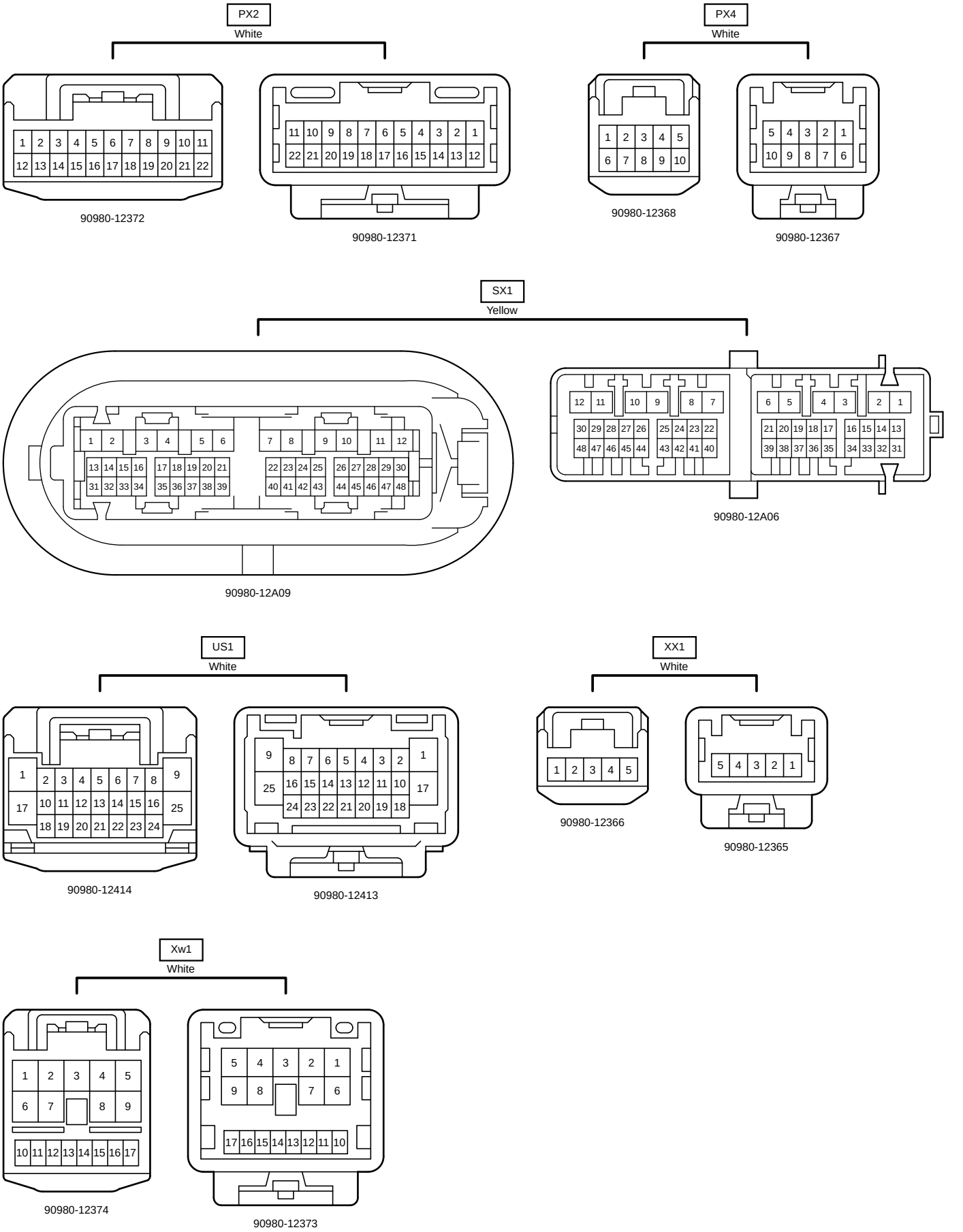
PX2
White
90980-12372
90980-12371
PX4
White
90980-12368
90980-12367
SX1
Yellow
90980-12A09
90980-12A06
US1
White
90980-12414
90980-12413
XX1
White
90980-12366
90980-12365
Xw1
White
90980-12374
90980-12373

bX4
White

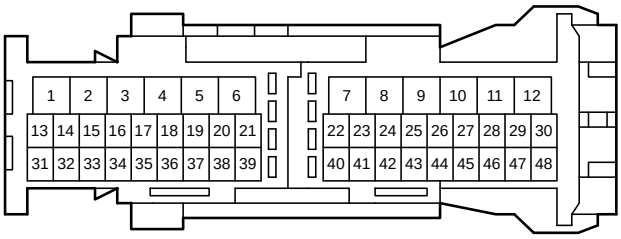

90980-12779

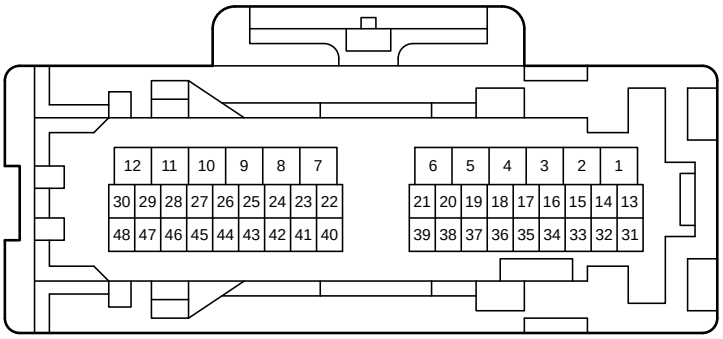

90980-12799

yw1
White

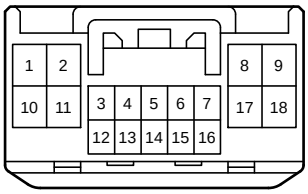

90980-12376

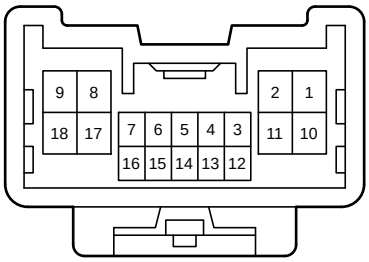

90980-12375