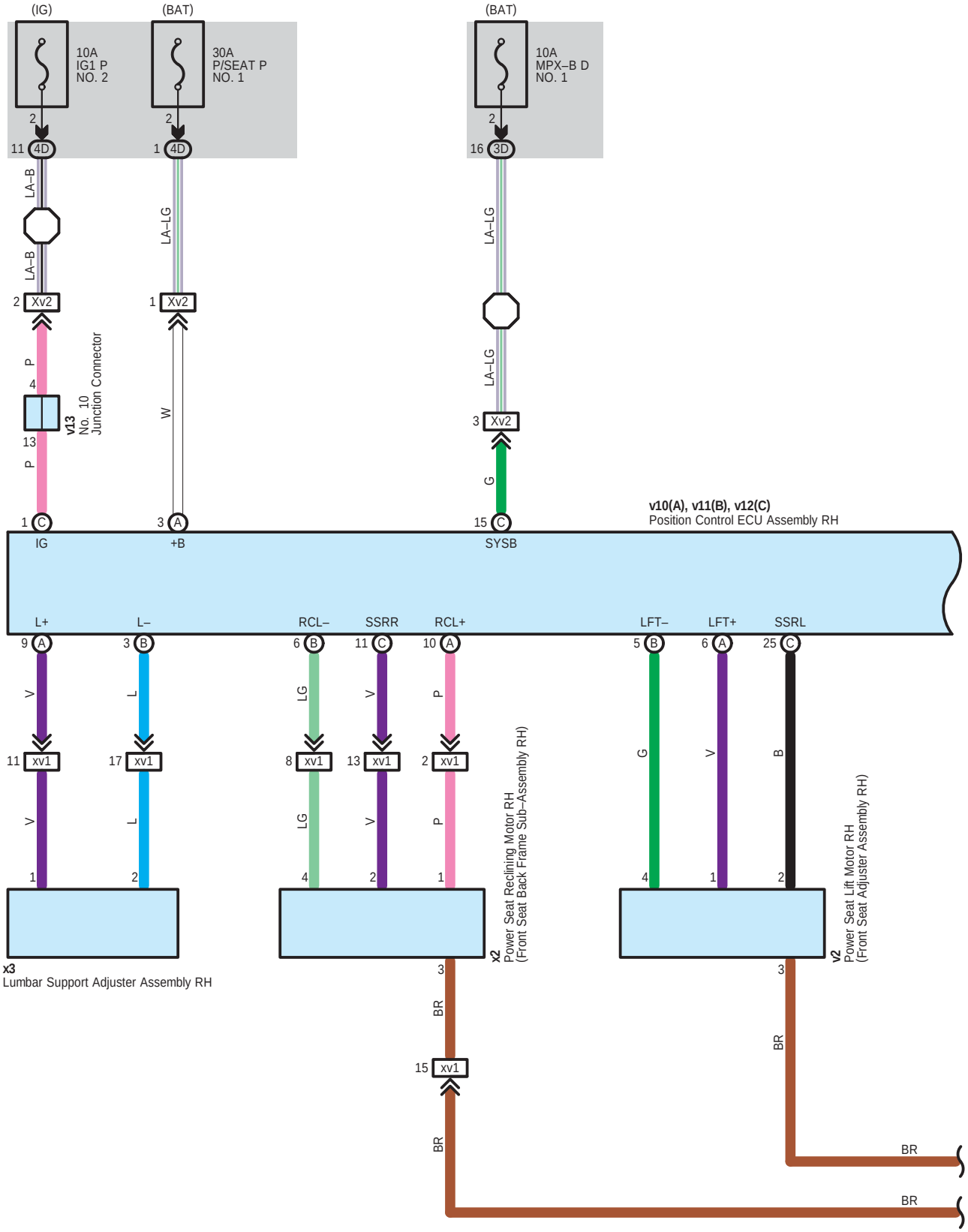
(IG)
(BAT)
(BAT)
10A
IG1 P
NO. 2
30A
P/SEAT P
NO. 1
10A
MPX–B D
NO. 1
2
11 4D
1 4D
2
16 3D
LA–B
LA–B
LA–LG
LA–LG
LA–LG
2 Xv2
1 Xv2
3 Xv2
P
4
13
P
v13
No. 10
Junction Connector
W
G
1 C
IG
3 A
+B
15 C
SYSB
v10(A), v11(B), v12(C)
Position Control ECU Assembly RH
L+
L–
RCL–
SSRR
RCL+
LFT–
LFT+
SSRL
9 A
3 B
6 B
11 C
10 A
5 B
6 A
25 C
V
L
LG
V
P
G
V
B
11 xv1
17 xv1
8 xv1
13 xv1
2 xv1
V
L
LG
V
P
1
2
4
2
1
4
1
2
x3
Lumbar Support Adjuster Assembly RH
x2
Power Seat Reclining Motor RH
(Front Seat Back Frame Sub–Assembly RH)
v2
Power Seat Lift Motor RH
(Front Seat Adjuster Assembly RH)
3
BR
15 xv1
BR
3
BR
BR
BR

∗ 1 : 10 Way Power Seat Type

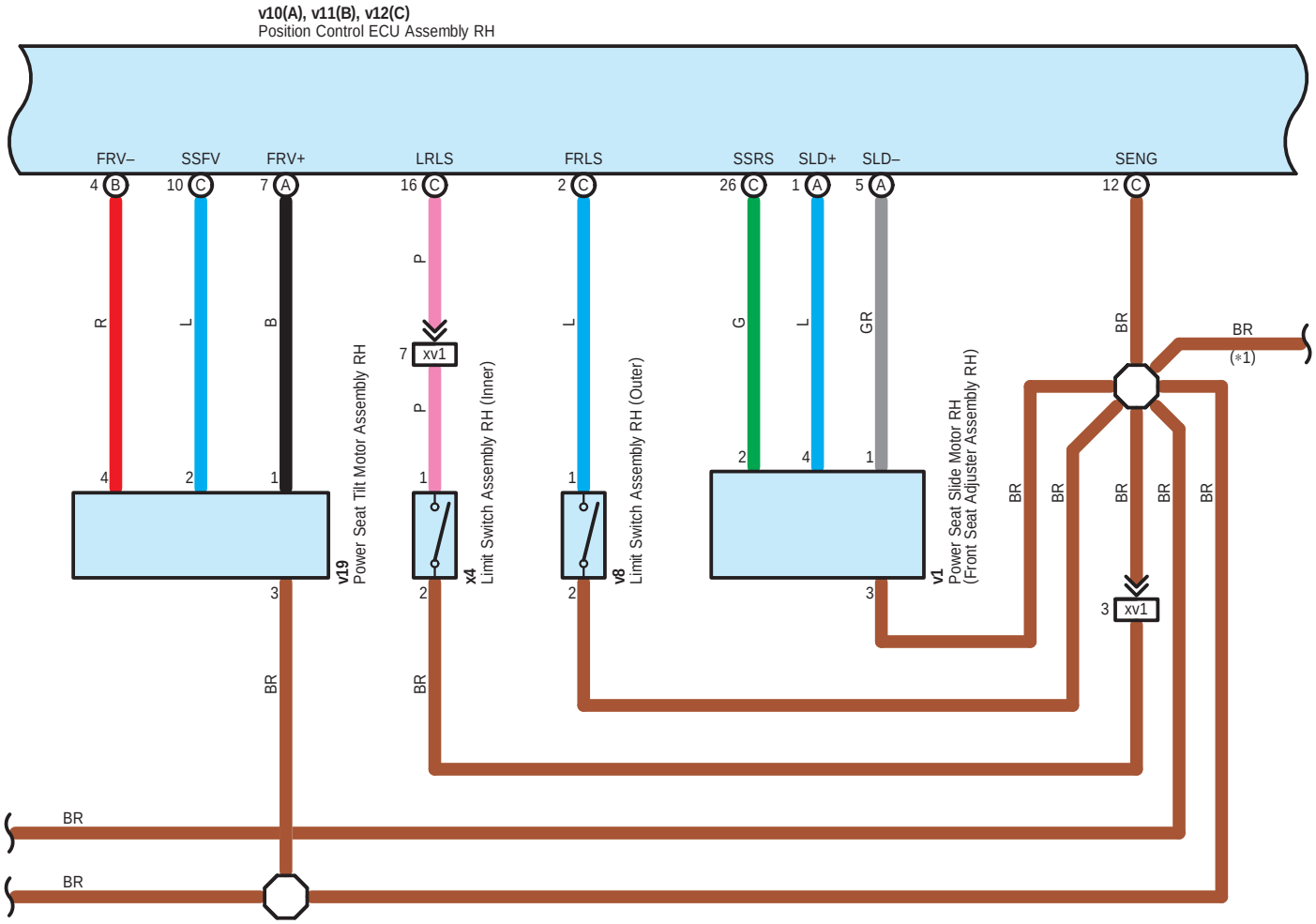

∗1 : 10 Way Power Seat Type

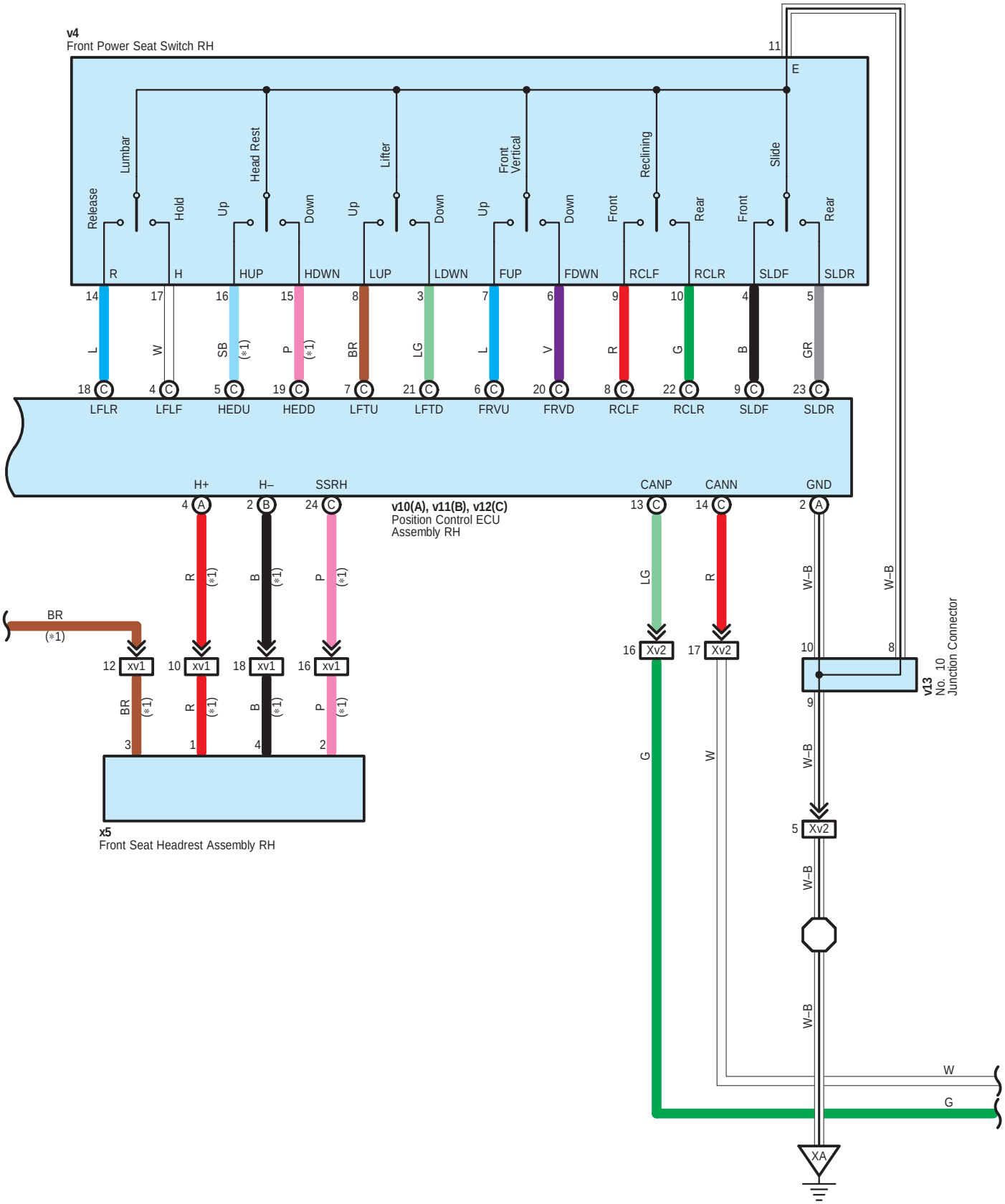

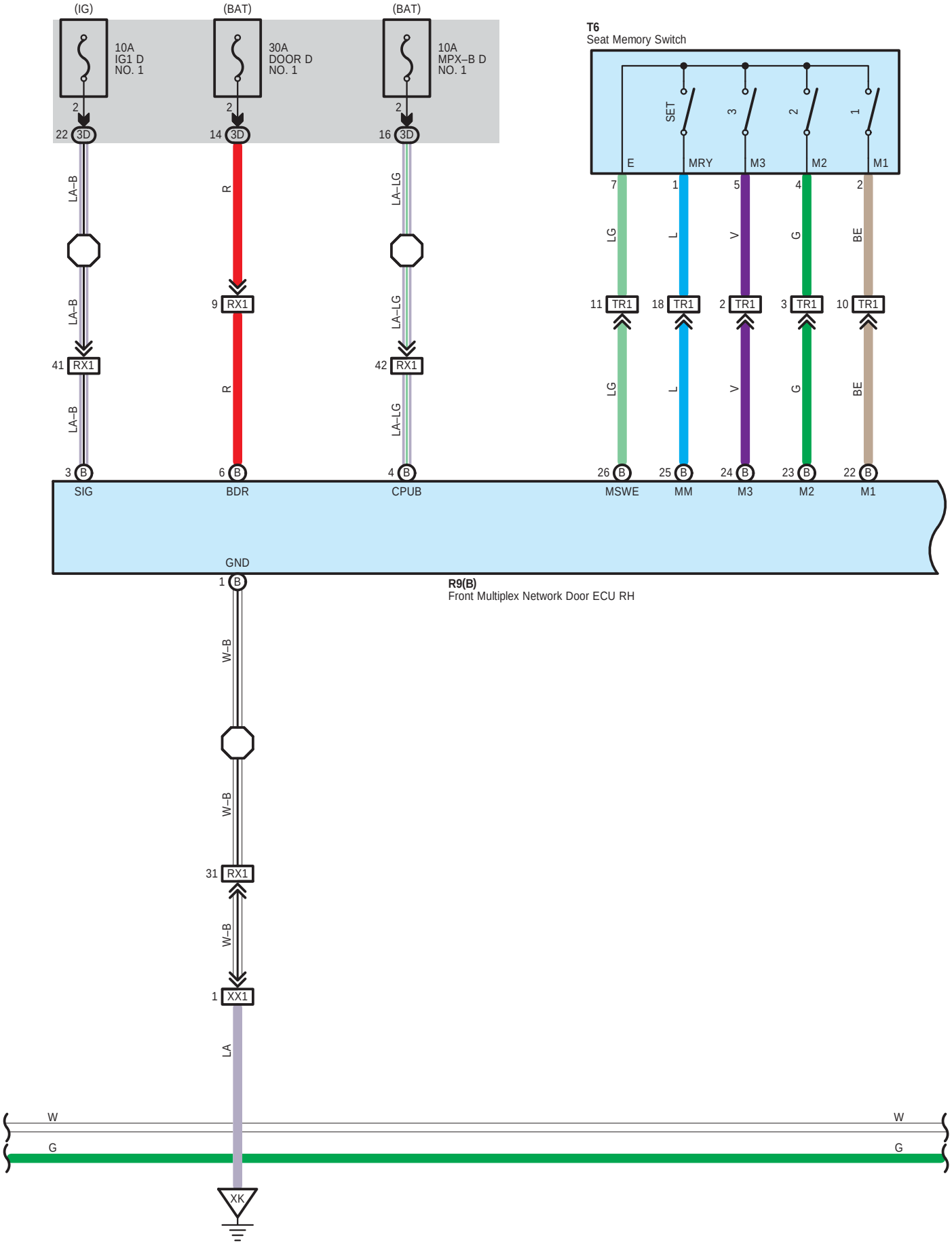
(IG)
(BAT)
(BAT)
10A
IG1 D
NO. 1
30A
DOOR D
NO. 1
10A
MPX–B D
NO. 1
2
22 3D
14 3D
16 3D
LA–B
R
LA–LG
9 RX1
41 RX1
42 RX1
3 B
6 B
4 B
SIG
BDR
CPUB
T6
Seat Memory Switch
SET
3
2
1
E
MRY
M3
M2
M1
7
1
5
4
2
LG
L
V
G
BE
11 TR1
18 TR1
2 TR1
3 TR1
10 TR1
26 B
25 B
24 B
23 B
22 B
MSWE
MM
M3
M2
M1
GND
1 B
R9(B)
Front Multiplex Network Door ECU RH
W–B
31 RX1
1 XX1
LA
W
G
XK

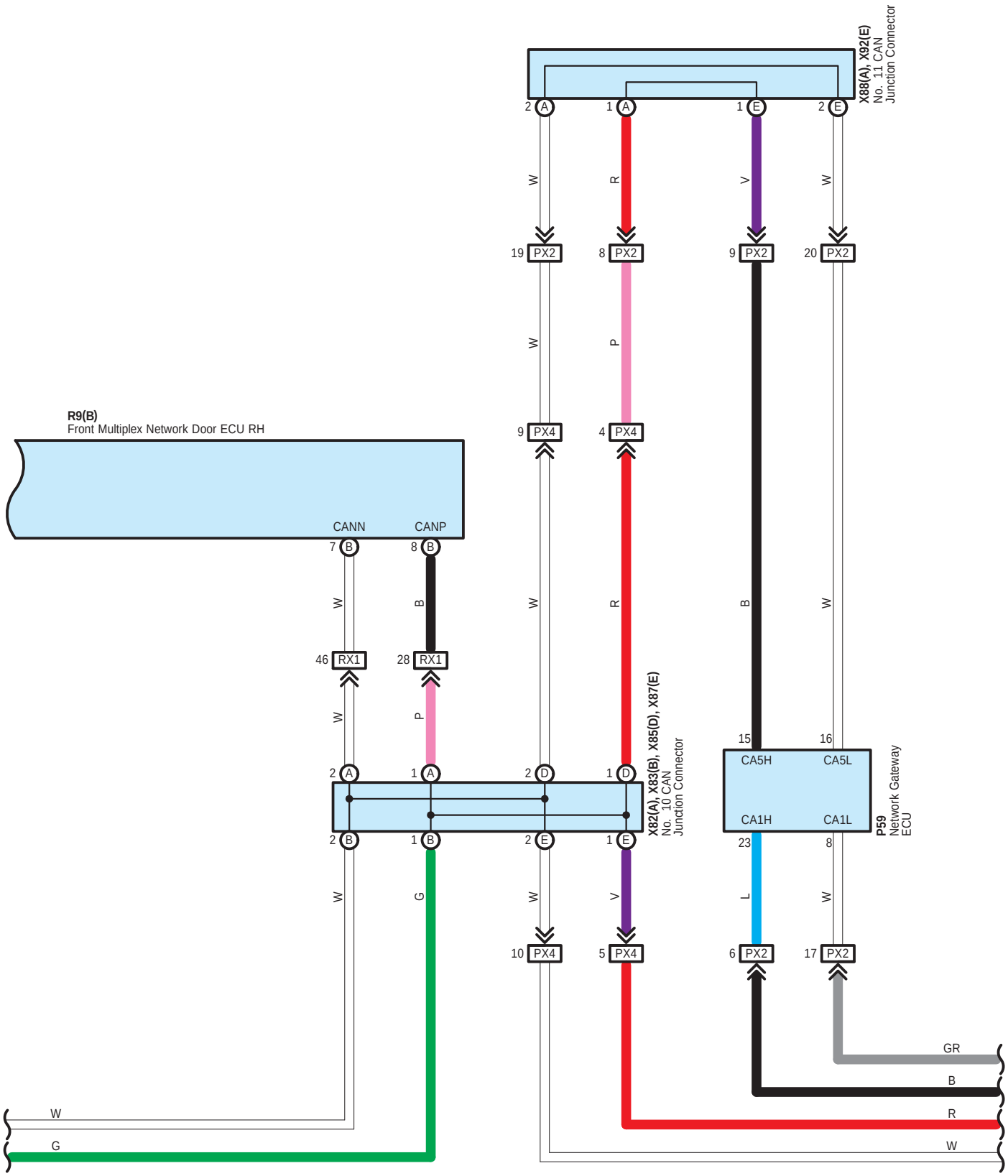
X88(A), X92(E)
No. 11 CAN
Junction Connector
2 A
1 A
1 E
2 E
W
R
V
W
19 PX2
8 PX2
9 PX2
20 PX2
W
P
9 PX4
4 PX4
R9(B)
Front Multiplex Network Door ECU RH
CANN
CANP
7 B
8 B
W
B
W
R
B
W
46 RX1
28 RX1
W
P
X82(A), X83(B), X85(D), X87(E)
No. 10 CAN
Junction Connector
2 A
1 A
2 D
1 D
2 B
1 B
2 E
1 E
15
16
CA5H
CA5L
CA1H
CA1L
P59
Network Gateway
ECU
23
8
W
G
W
V
L
W
10 PX4
5 PX4
6 PX2
17 PX2
GR
B
R
W
W
G

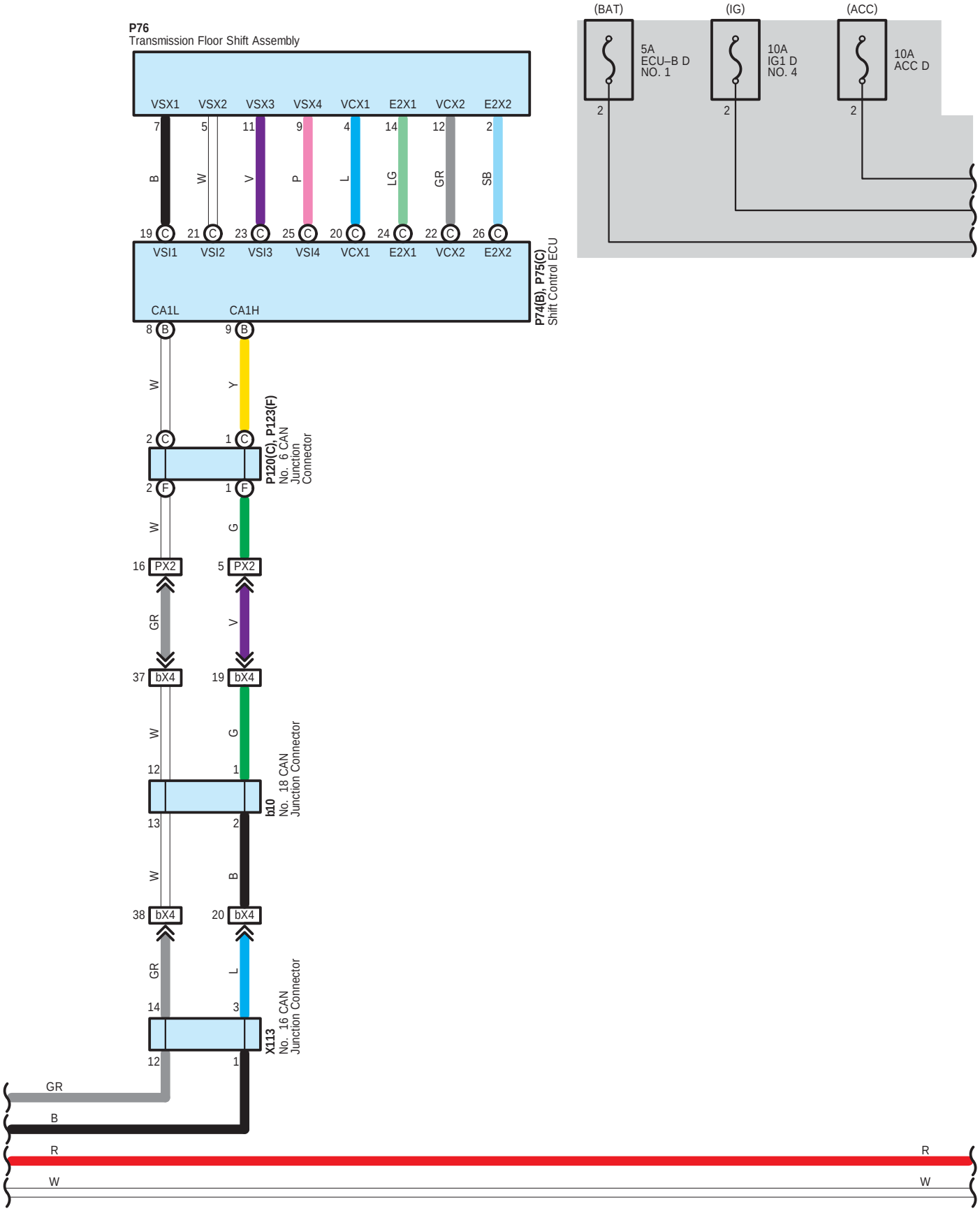
P76
Transmission Floor Shift Assembly
VSX1 VSX2 VSX3 VSX4 VCX1 E2X1 VCX2 E2X2
7 5 11 9 4 14 12 2
B W V P L LG GR SB
19 21 23 25 20 24 22 26
VSI1 VSI2 VSI3 VSI4 VCX1 E2X1 VCX2 E2X2
CA1L CA1H
P74(B), P75(C)
Shift Control ECU
8 9
W Y
2 1
P120(C), P123(F)
No. 6 CAN
Junction
Connector
2 1
W G
16 PX2 5 PX2
GR V
37 bX4 19 bX4
W G
12 1
b10
No. 18 CAN
Junction Connector
13 2
W B
38 bX4 20 bX4
GR L
14 3
X113
No. 16 CAN
Junction Connector
12 1
GR
B
R
W
(BAT)
(IG)
(ACC)
5A
ECU–B D
NO. 1
10A
IG1 D
NO. 4
10A
ACC D
2
2
2
R
W

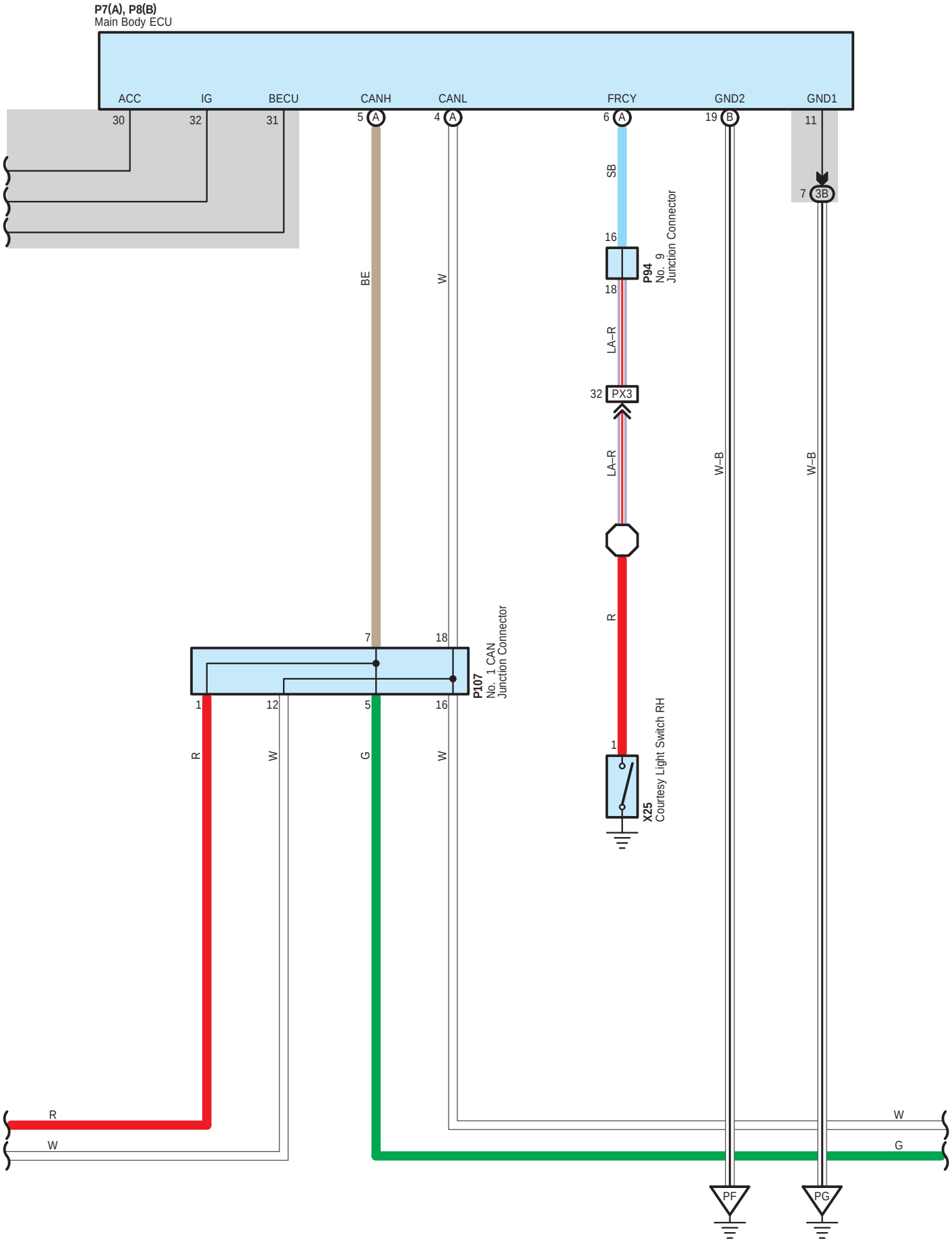
P7(A), P8(B)
Main Body ECU
ACC
IG
BECU
CANH
CANL
FRCY
GND2
GND1
30
32
31
5 A
4 A
6 A
19 B
11
7 3B
SB
16
P94
No. 9
Junction Connector
18
LA–R
32 PX3
LA–R
R
BE
W
W–B
W–B
7
18
P107
No. 1 CAN
Junction Connector
1
12
5
16
R
W
G
W
1
X25
Courtesy Light Switch RH
R
W
W
G
PF
PG

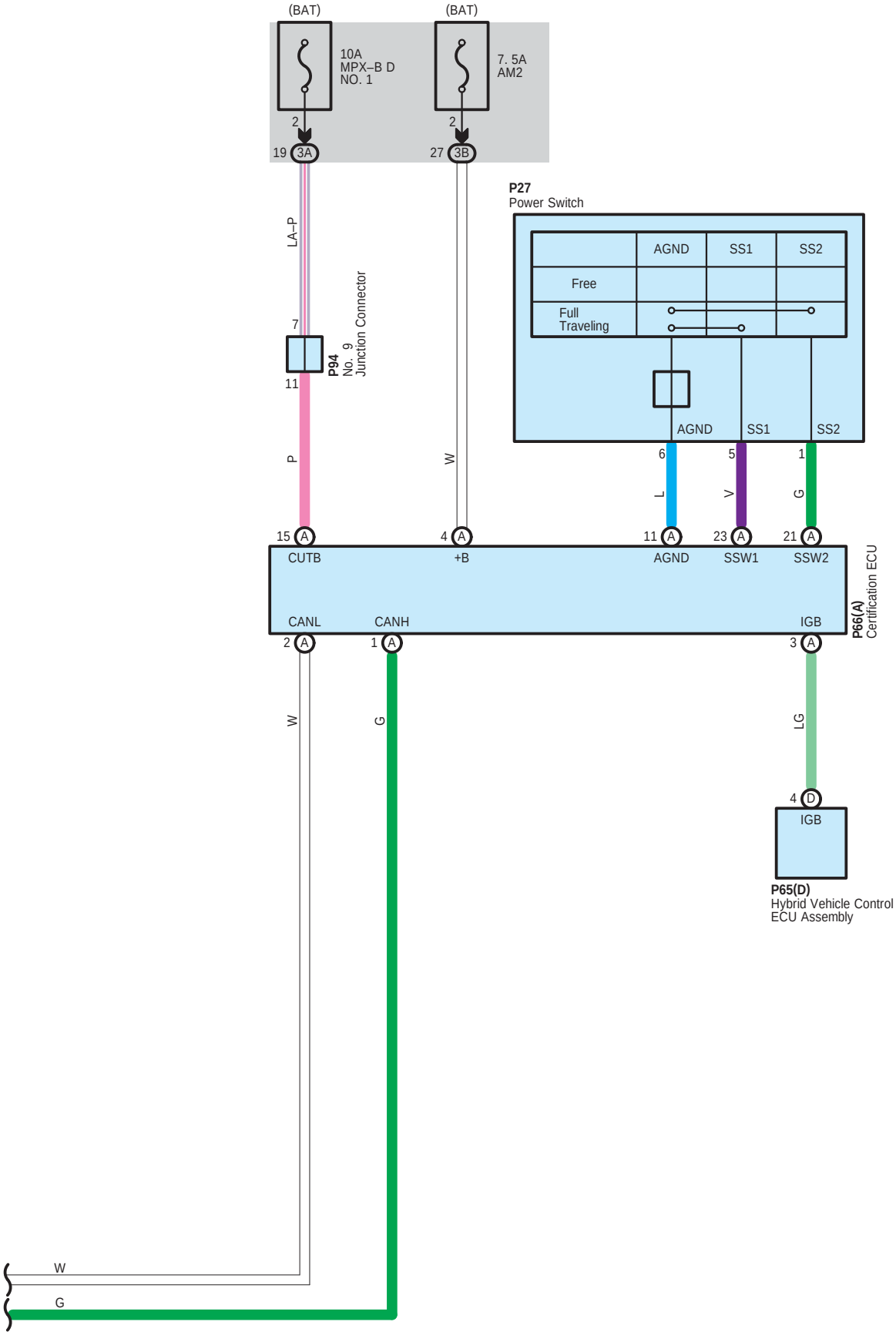
(BAT)
10A
MPX–B D
NO. 1
(BAT)
7. 5A
AM2
2
19 3A
2
27 3B
LA–P
7
P94
No. 9
Junction Connector
11
P
W
P27
Power Switch
AGND
SS1
SS2
Free
Full
Traveling
AGND
SS1
SS2
6
5
1
L
V
G
15 A
CUTB
4 A
+B
11 A
AGND
23 A
SSW1
21 A
SSW2
P66(A)
Certification ECU
CANL
CANH
IGB
2 A
1 A
3 A
W
G
LG
4 D
IGB
P65(D)
Hybrid Vehicle Control
ECU Assembly
W
G

P7
Black

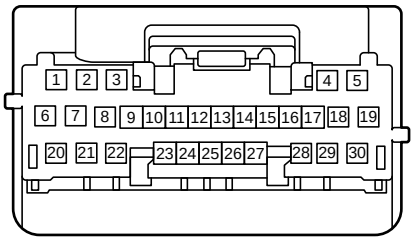

90980-12C62

P8
Black

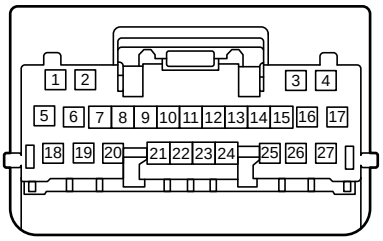

90980-12C63

P27
Black

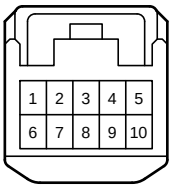

90980-12368

P59
Black

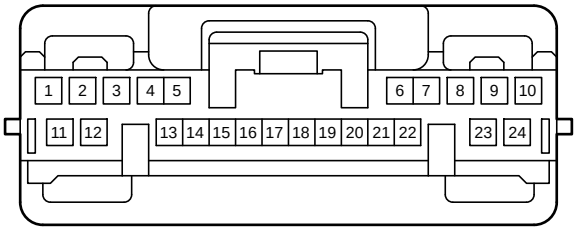

90980-12912

P65
Gray

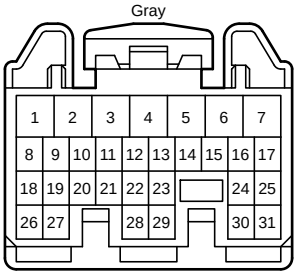

90980-12431

P66
White

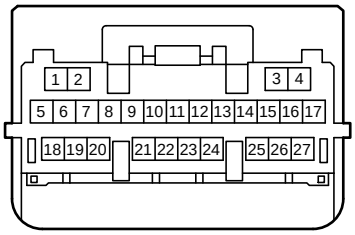

90980-12B78

P74
White

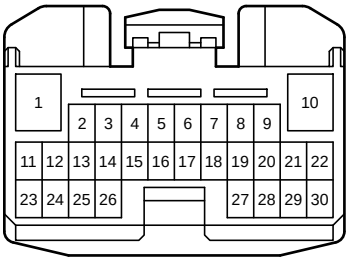

90980-12562

P75
White

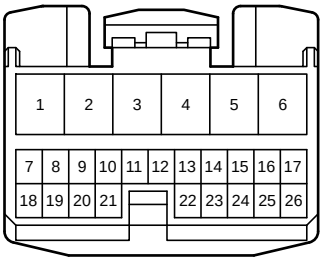

90980-12561

P76
White



90980-12553

P94
Blue

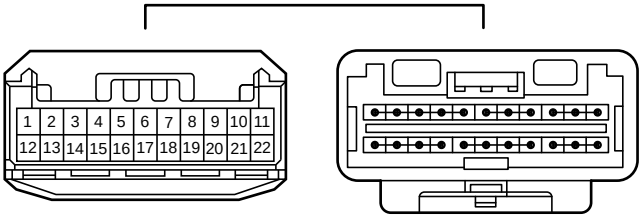

90980-12B54

P107
White

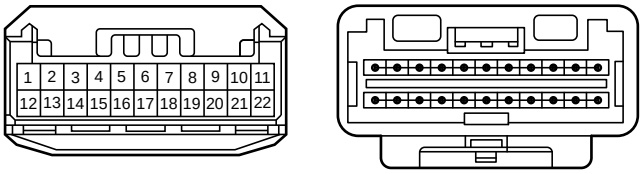

90980-12B54

P120
White

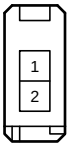

90980-12827

P123
White

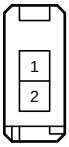

90980-12827

R9
White

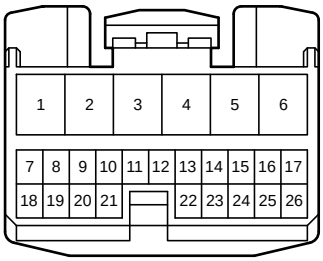

90980-12561

T6
Black

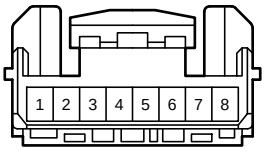

90980-12558

X25
Black

90980-10871

X82
White

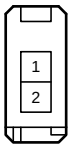

90980-12827

X83
White

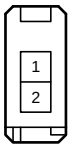

90980-12827

X85
White

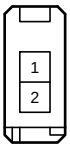

90980-12827

X87
White

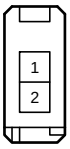

90980-12827

X88
White

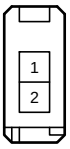

90980-12827

X92
White

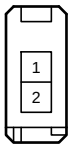

90980-12827

X113
White

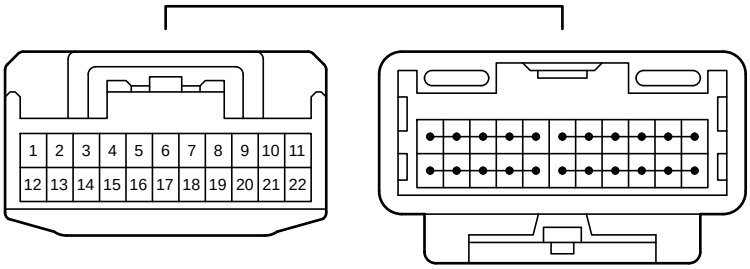

90980-12372

b10
Black

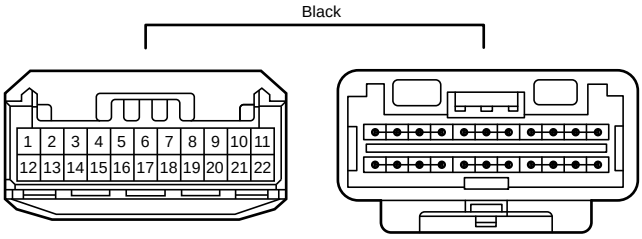

90980-12B54

v1
Black

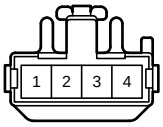

90980-12335

v2
White

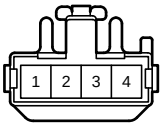

90980-12335

v4
White

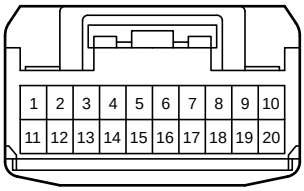

90980-12460

v8
White



90980-11736

v10
White

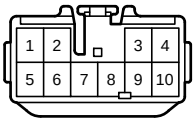

90980-10997

v11
White

90980-10996

v12
White

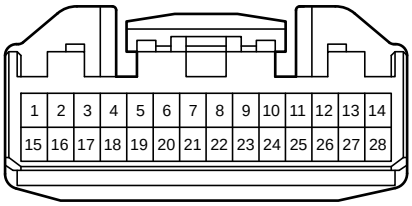

90980-12555

v13
White

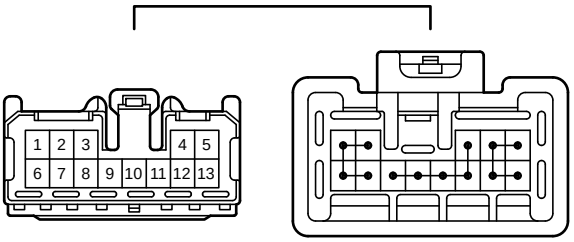

90980-12346

v19
Gray

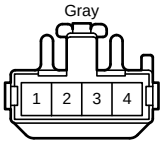

90980-12335

x2
White

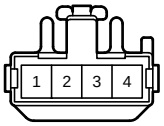

90980-12335

x3
Gray

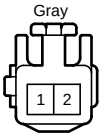

90980-12341

x4
White



90980-11736

x5
White

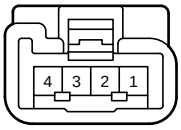

90980-11012

3A
White

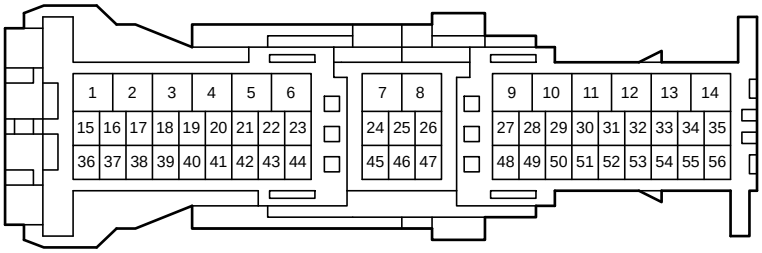

90980-12943

3B
White

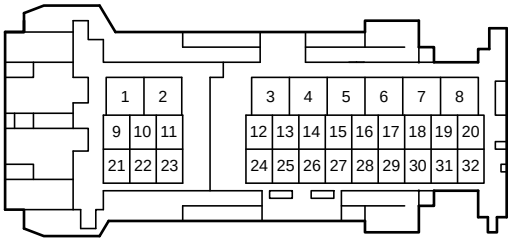

90980-12A48

3D
White

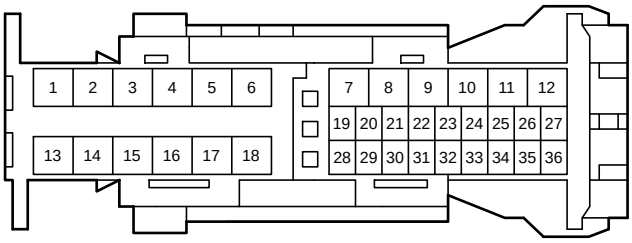

90980-12944

4D
White

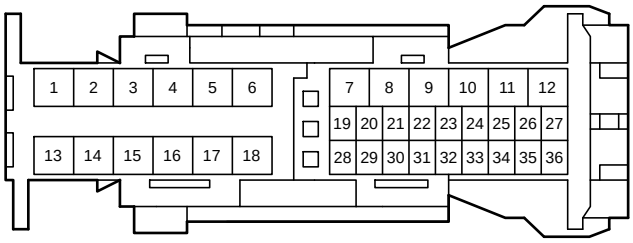

90980-12944

PX2
White

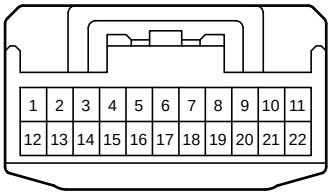

90980-12372

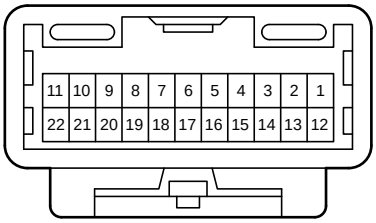

90980-12371

PX3
Gray

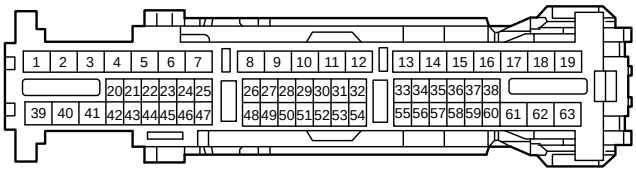

90980-12B20

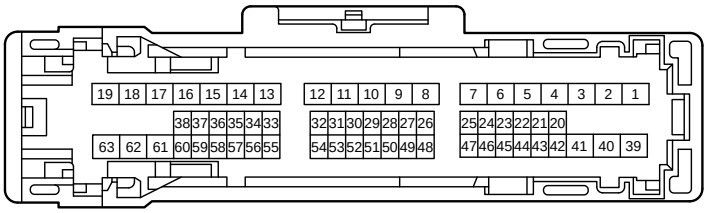

90980-12B19

PX4
White

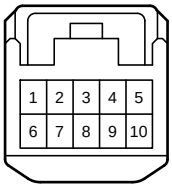

90980-12368

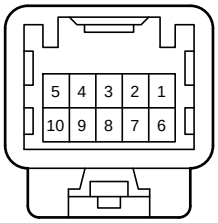

90980-12367

RX1
Yellow

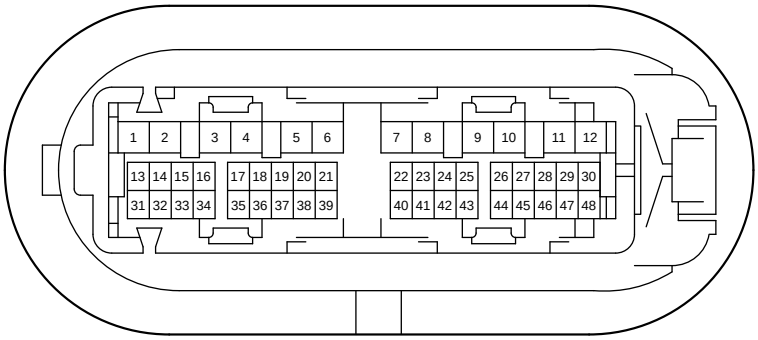

90980-12A09

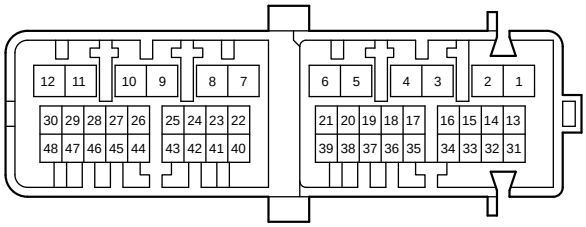

90980-12A06

TR1
White

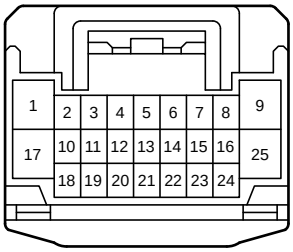

90980-12414

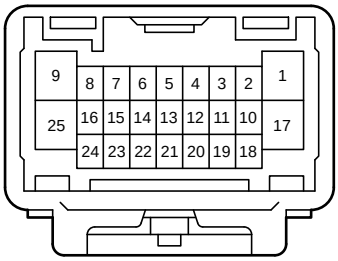

90980-12413

XX1
White

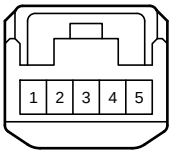

90980-12366

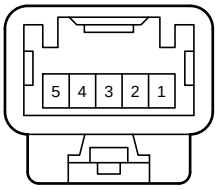

90980-12365

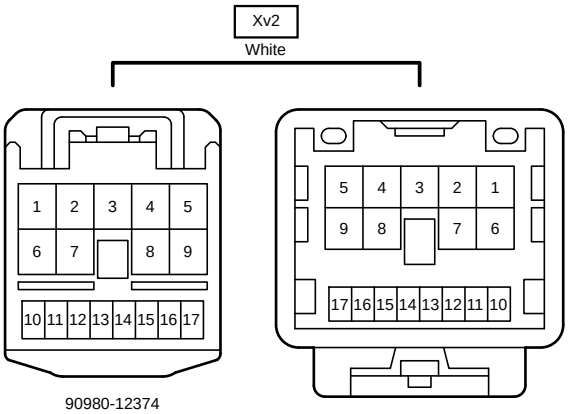

90980-12374

90980-12373

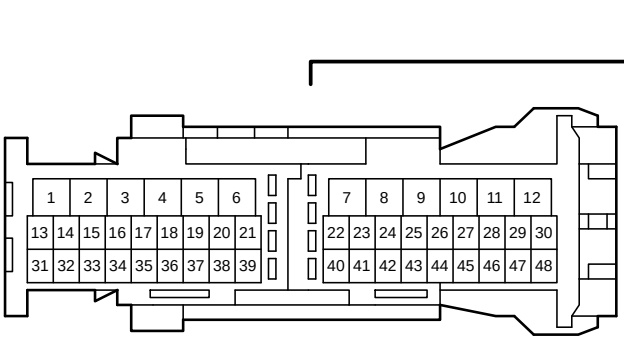

90980-12779

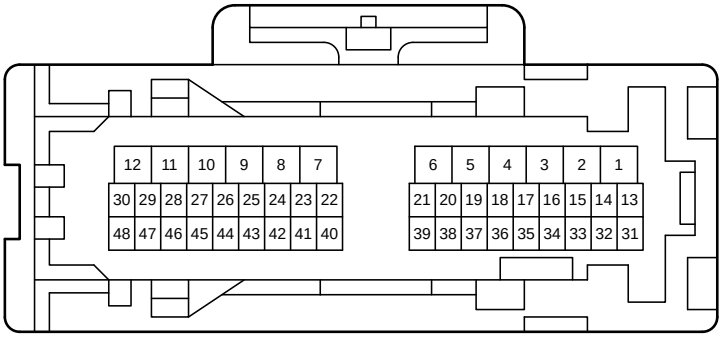

90980-12799

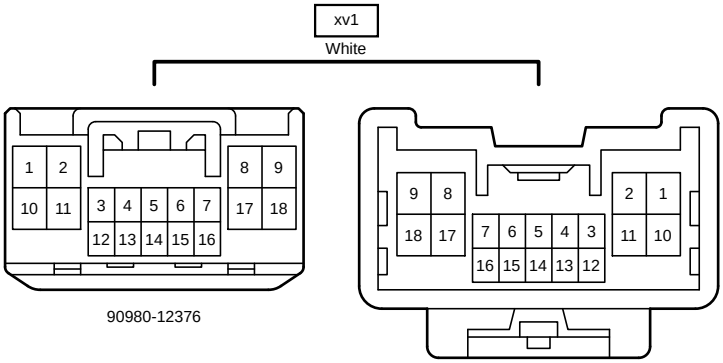

90980-12376

90980-12375