U2
Multiplex Network Master Switch Assembly

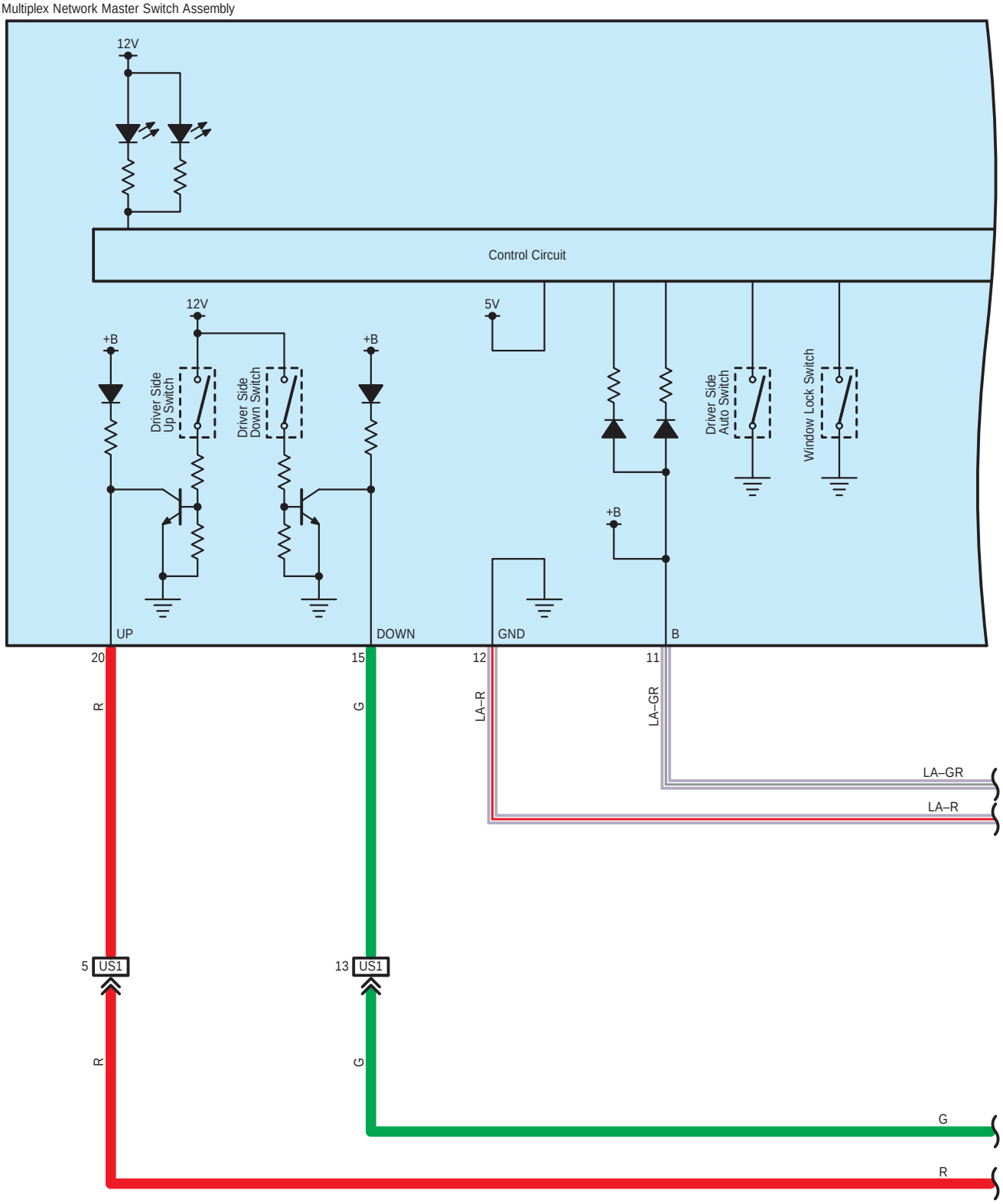

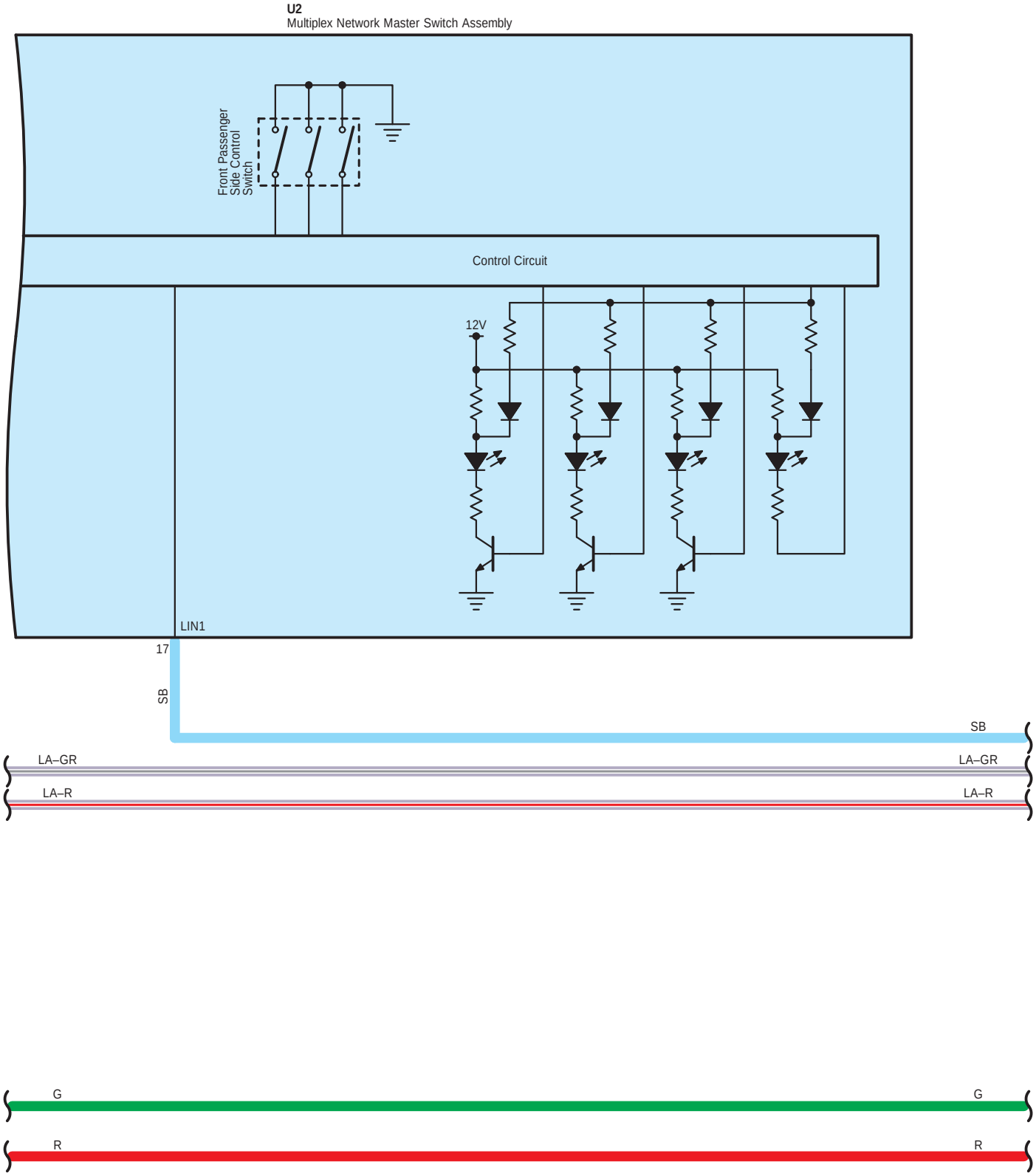
U2
Multiplex Network Master Switch Assembly
Front Passenger Side Control Switch
Control Circuit
12V
LIN1
17
SB
SB
LA–GR
LA–GR
LA–R
LA–R
G
G
R
R

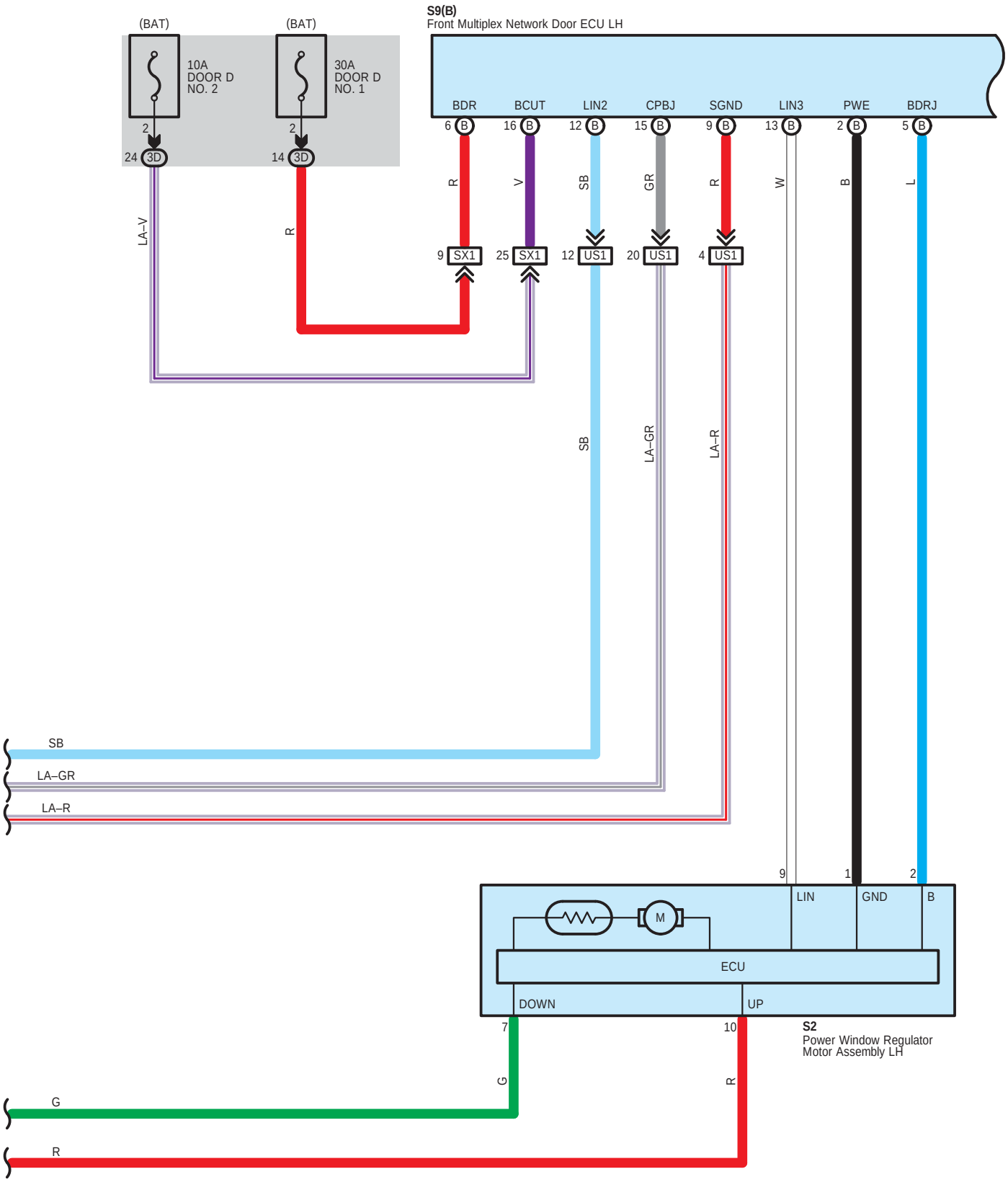
(BAT)
10A
DOOR D
NO. 2
(BAT)
30A
DOOR D
NO. 1
S9(B)
Front Multiplex Network Door ECU LH
BDR
BCUT
LIN2
CPBJ
SGND
LIN3
PWE
BDRJ
6 B
16 B
12 B
15 B
9 B
13 B
2 B
5 B
2
24 3D
2
14 3D
R
V
SB
GR
R
W
B
L
LA–V
R
9 SX1
25 SX1
12 US1
20 US1
4 US1
SB
LA–GR
LA–R
SB
LA–GR
LA–R
9
1
2
LIN
GND
B
M
ECU
DOWN
UP
7
10
S2
Power Window Regulator
Motor Assembly LH
G
R
G
R

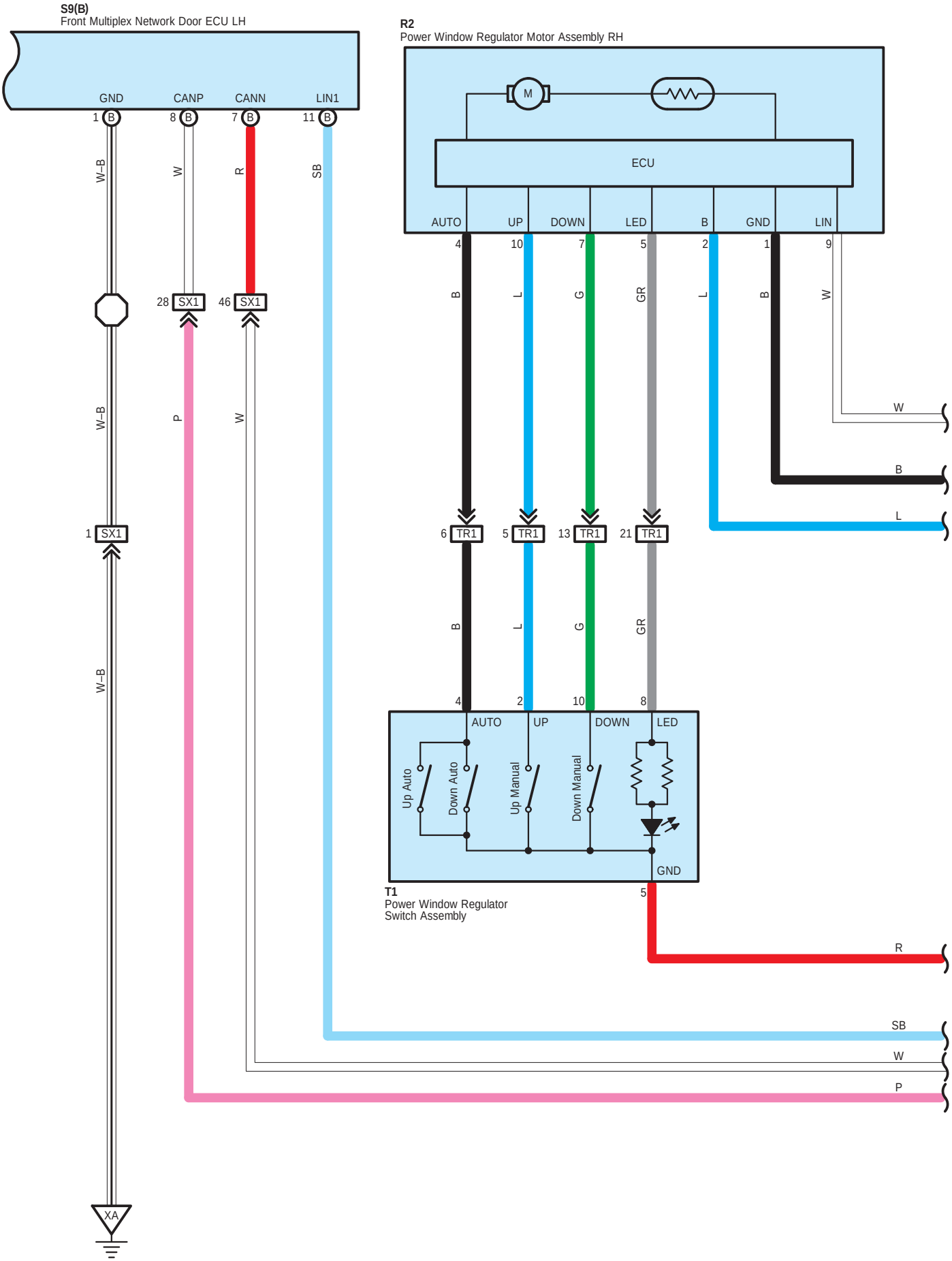
S9(B)
Front Multiplex Network Door ECU LH
GND
CANP
CANN
LIN1
1 B
8 B
7 B
11 B
W–B
W
R
SB
28 SX1
46 SX1
W–B
P
W
1 SX1
W–B
XA
R2
Power Window Regulator Motor Assembly RH
M
ECU
AUTO
UP
DOWN
LED
B
GND
LIN
4
10
7
5
2
1
9
B
L
G
GR
L
B
W
W
B
L
6 TR1
5 TR1
13 TR1
21 TR1
B
L
G
GR
4
2
10
8
AUTO
UP
DOWN
LED
Up Auto
Down Auto
Up Manual
Down Manual
GND
T1
Power Window Regulator
Switch Assembly
5
R
SB
W
P

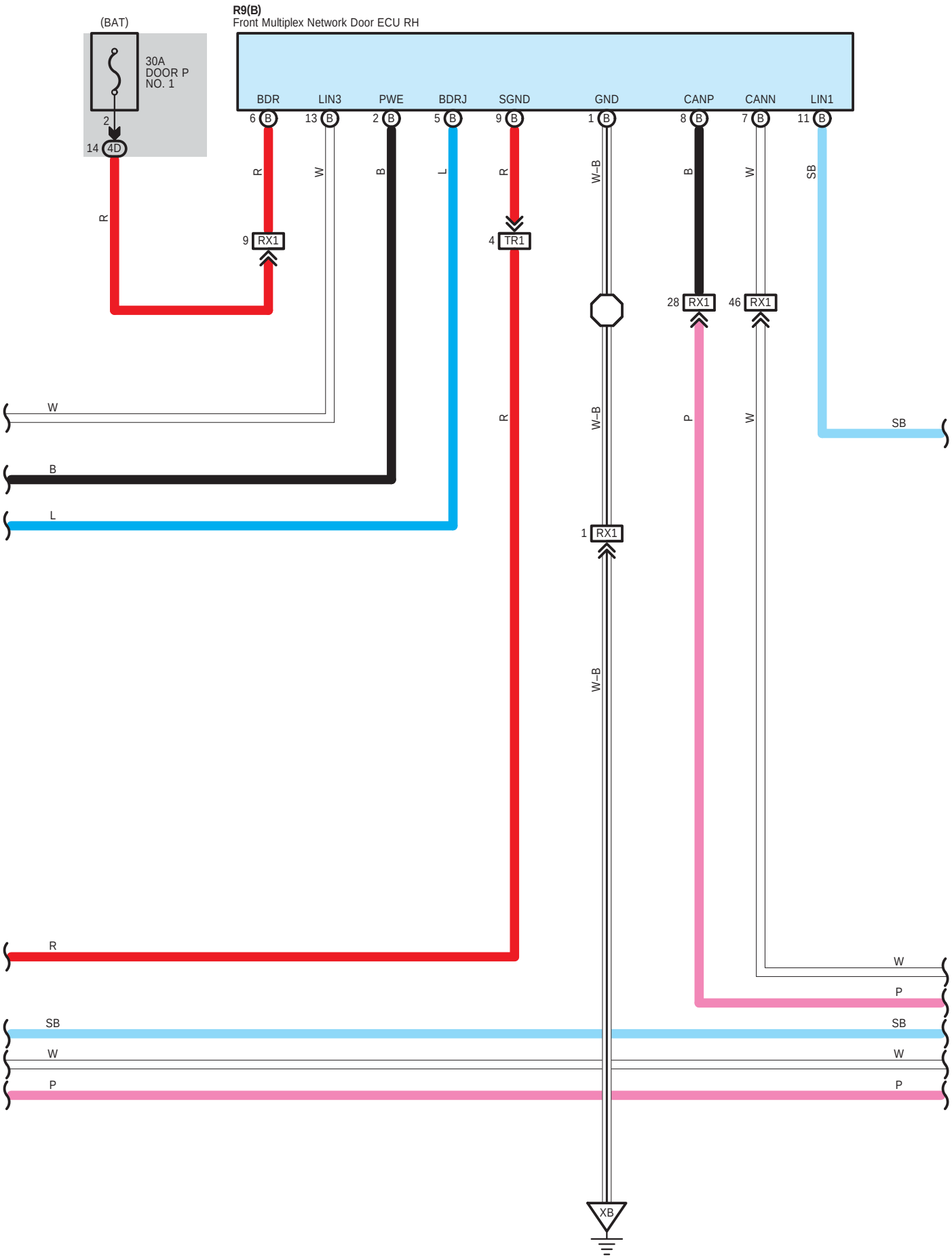
(BAT)
30A
DOOR P
NO. 1
2
14 4D
R
R9(B)
Front Multiplex Network Door ECU RH
BDR
LIN3
PWE
BDRJ
SGND
GND
CANP
CANN
LIN1
6 B
13 B
2 B
5 B
9 B
1 B
8 B
7 B
11 B
R
W
B
L
R
W–B
B
W
SB
9 RX1
4 TR1
28 RX1
46 RX1
W
B
L
R
W–B
P
W
SB
1 RX1
W–B
R
W
P
SB
W
P
SB
W
P
XB

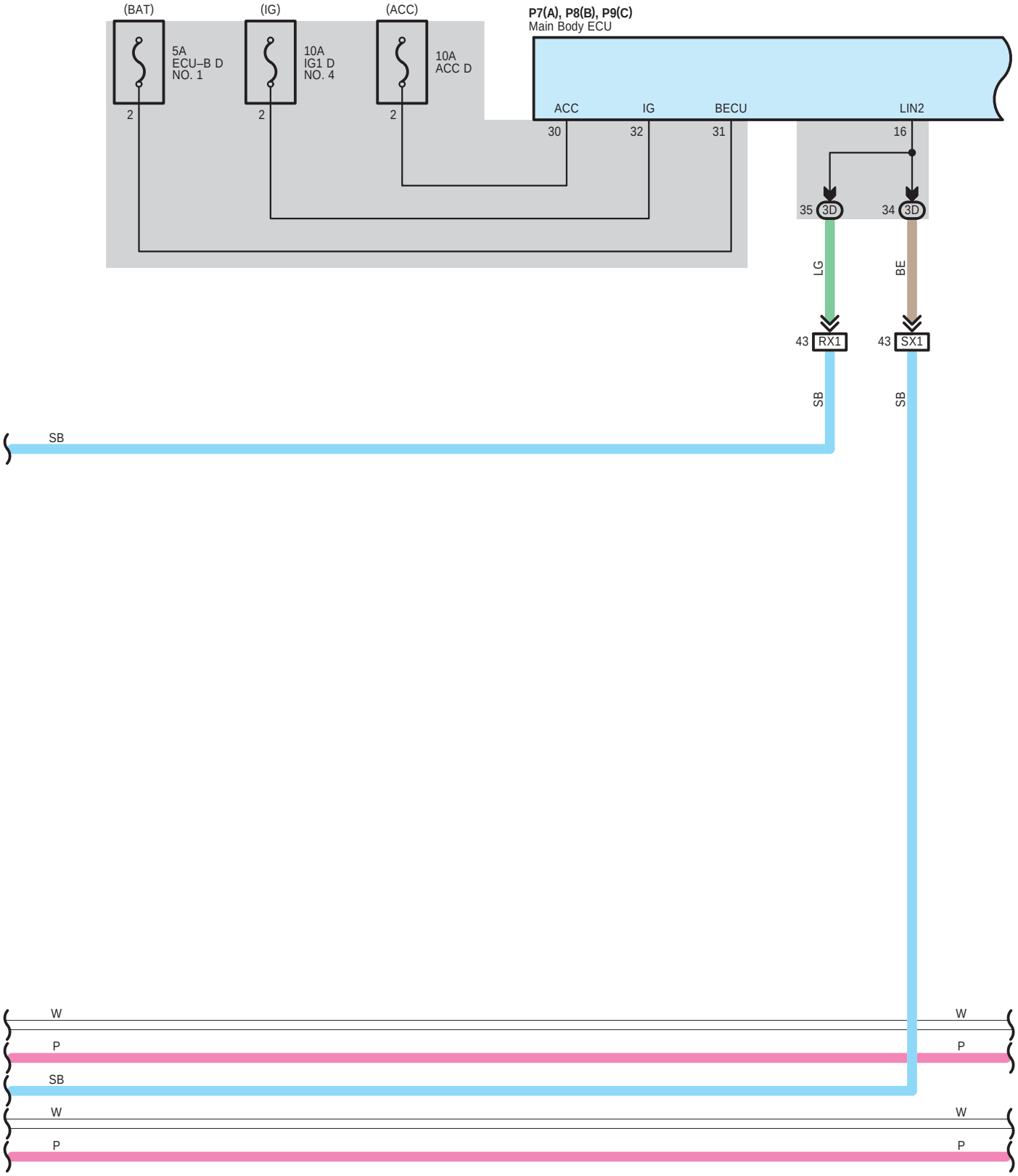
(BAT)
(IG)
(ACC)
5A
ECU–B D
NO. 1
10A
IG1 D
NO. 4
10A
ACC D
2
2
2
P7(A), P8(B), P9(C)
Main Body ECU
ACC
IG
BECU
LIN2
30
32
31
16
35 3D
34 3D
LG
BE
43 RX1
43 SX1
SB
SB
SB
W
W
P
P
SB
W
W
P
P

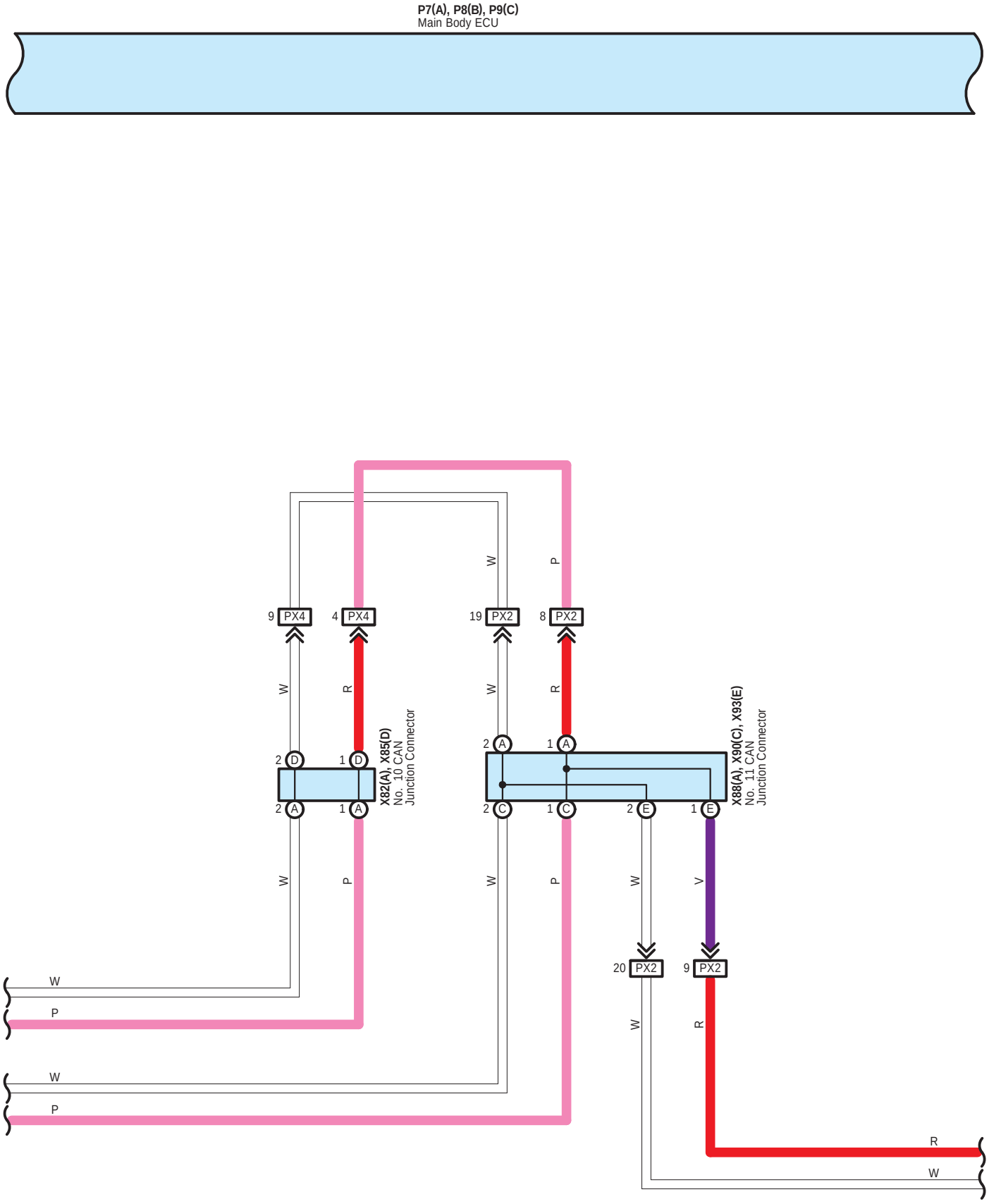
P7(A), P8(B), P9(C)
Main Body ECU
9 PX4
4 PX4
19 PX2
8 PX2
W
R
W
R
W
P
2 D
1 D
2 A
1 A
X82(A), X85(D)
No. 10 CAN
Junction Connector
2 A
1 A
2 C
1 C
2 E
1 E
X88(A), X90(C), X93(E)
No. 11 CAN
Junction Connector
W
P
W
P
W
V
20 PX2
9 PX2
W
R
W
P
W
P
R
W

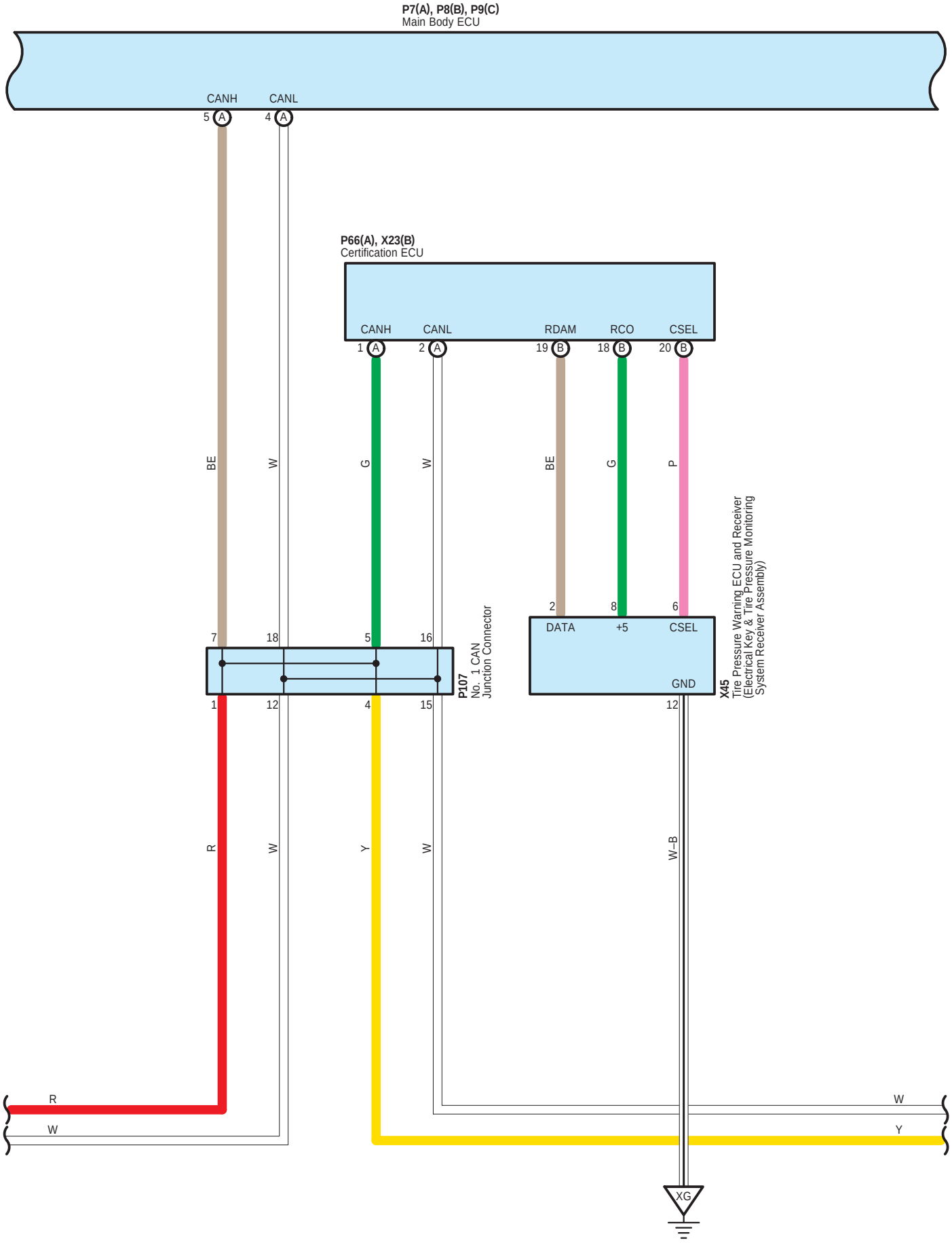
P7(A), P8(B), P9(C)
Main Body ECU
CANH
CANL
5 A
4 A
P66(A), X23(B)
Certification ECU
CANH
CANL
RDAM
RCO
CSEL
1 A
2 A
19 B
18 B
20 B
BE
W
G
W
BE
G
P
2
8
6
DATA
+5
CSEL
GND
X45
Tire Pressure Warning ECU and Receiver
(Electrical Key & Tire Pressure Monitoring
System Receiver Assembly)
7
18
5
16
1
12
4
15
12
P107
No. 1 CAN
Junction Connector
R
W
Y
W
W–B
R
W
W
Y
XG

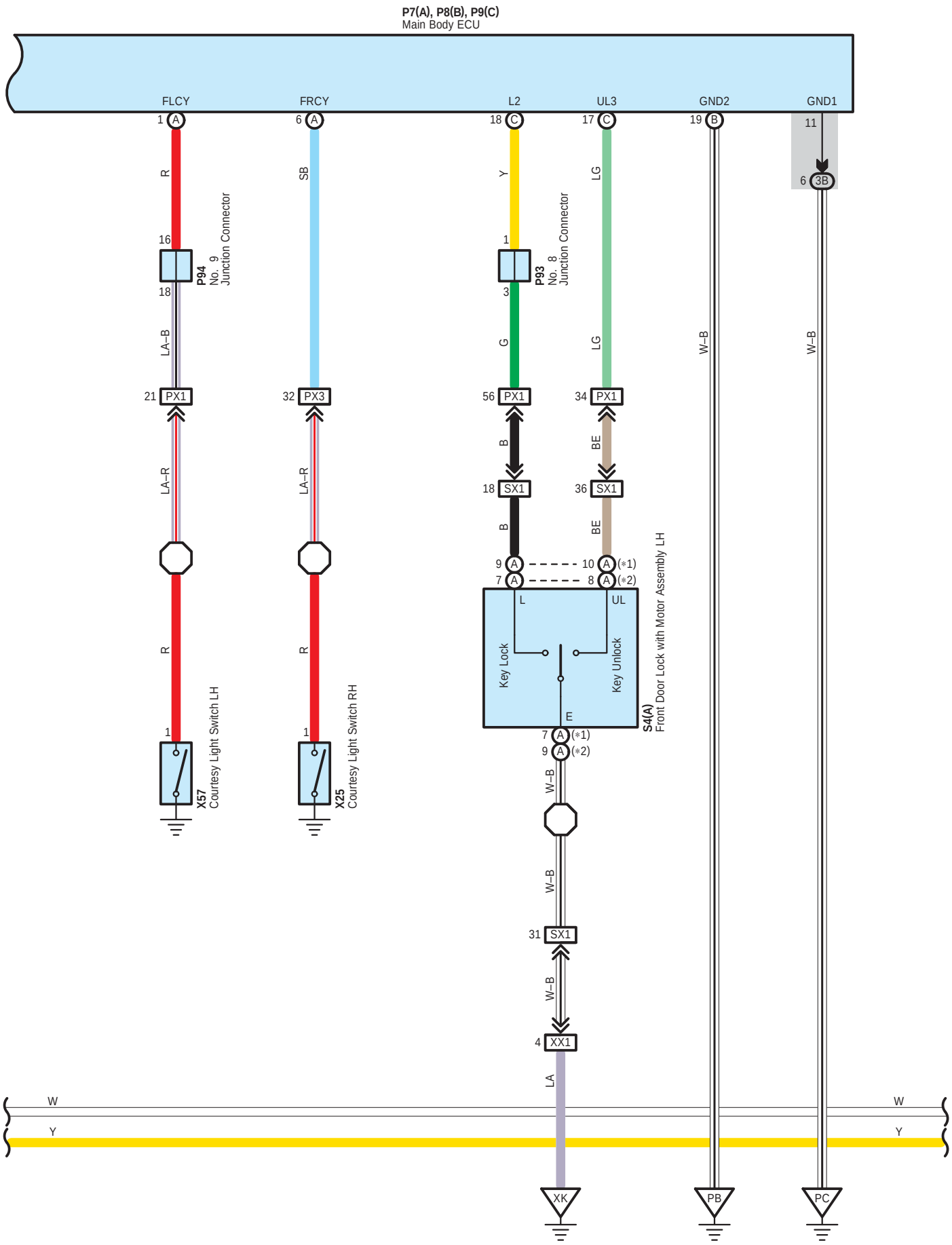
P7(A), P8(B), P9(C)
Main Body ECU
FLCY
FRCY
L2
UL3
GND2
GND1
1 A
6 A
18 C
17 C
19 B
11
6 3B
R
SB
Y
LG
16
18
P94
No. 9
Junction Connector
1
3
P93
No. 8
Junction Connector
LA–B
G
LG
W–B
W–B
21 PX1
32 PX3
56 PX1
34 PX1
B
BE
LA–R
LA–R
18 SX1
36 SX1
B
BE
9 A
7 A
10 A (*1)
8 A (*2)
L
UL
Key Lock
Key Unlock
E
S4(A)
Front Door Lock with Motor Assembly LH
R
R
1
1
7 A (*1)
9 A (*2)
X57
Courtesy Light Switch LH
X25
Courtesy Light Switch RH
W–B
W–B
31 SX1
W–B
4 XX1
LA
W
Y
W
Y
XK
PB
PC

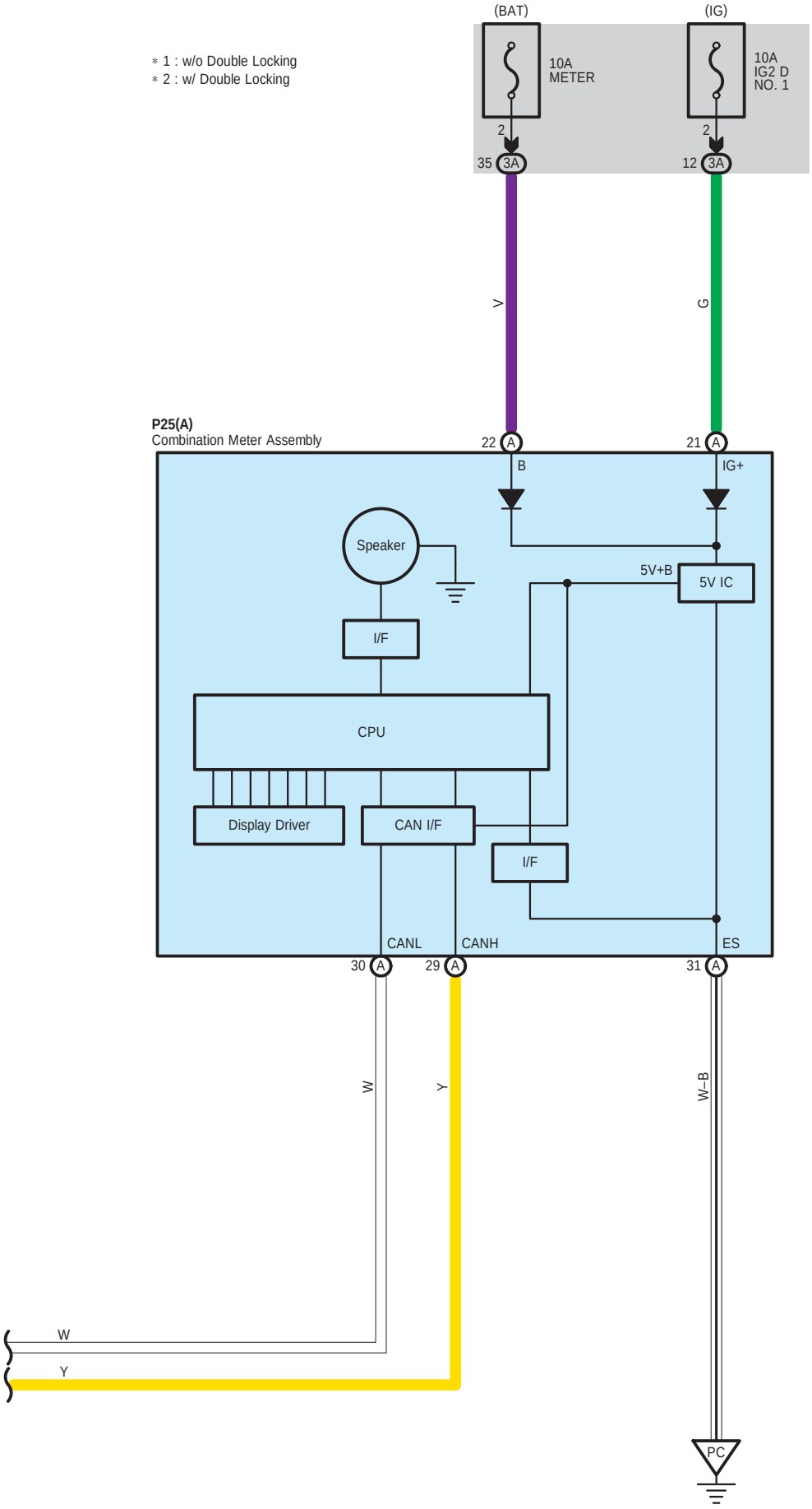
(BAT)
(IG)
∗ 1 : w/o Double Locking
∗ 2 : w/ Double Locking
10A
METER
10A
IG2 D
NO. 1
2
2
35 3A
12 3A
V
G
P25(A)
Combination Meter Assembly
22 A
21 A
B
IG+
Speaker
5V+B
5V IC
I/F
CPU
Display Driver
CAN I/F
I/F
CANL
CANH
ES
30 A
29 A
31 A
W
Y
W–B
W
Y
PC

P7
Black

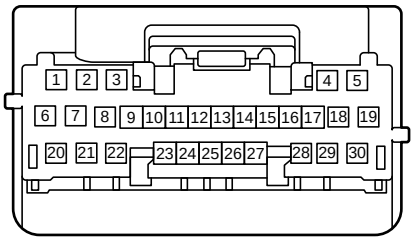

90980-12C62

P8
Black

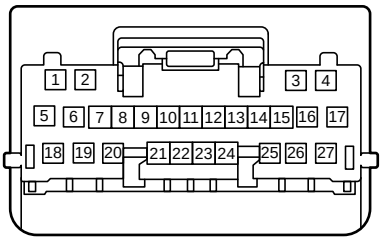

90980-12C63

P9
Black

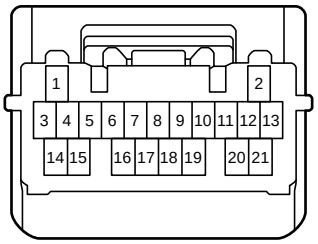

90980-12C61

P25
Black

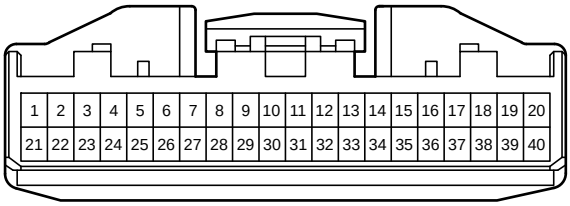

90980-12557

P66
White

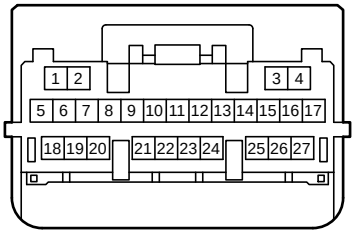

90980-12B78

P93
Blue

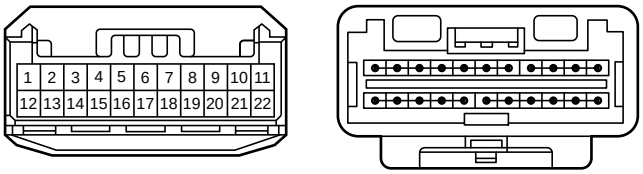

90980-12B54

P94
Blue

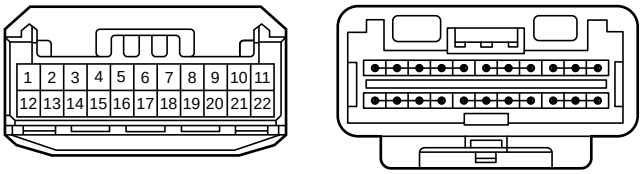

90980-12B54

P107
White

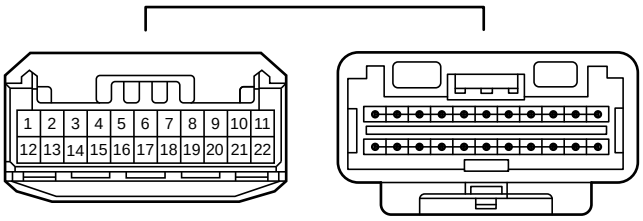

90980-12B54

R2
White

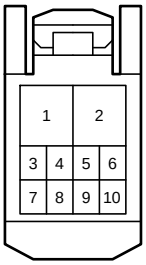

90980-12328

R9
White

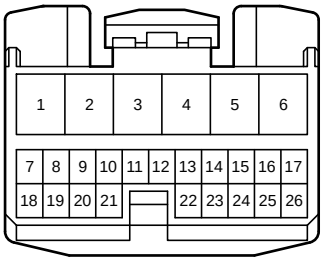

90980-12561

S2
White

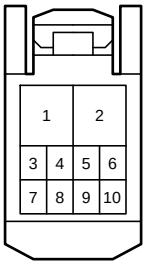

90980-12328

S4
White

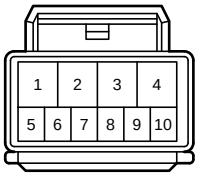

90980-12226

S9
White

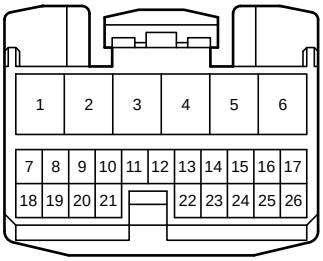

90980-12561

T1
White

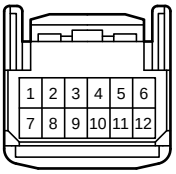

90980-12552

U2
White

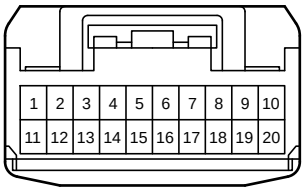

90980-12460

X23
White

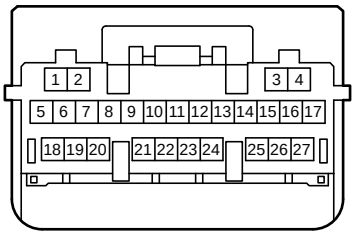

90980-12B77

X25
Black

90980-10871

X45
White



90980-12552

X57
Black

90980-10871

X82
White

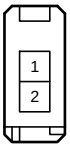

90980-12827

X85
White

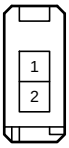

90980-12827

X88
White

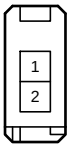

90980-12827

X90
White

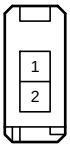

90980-12827

X93
White

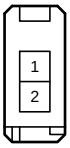

90980-12827

3A
White

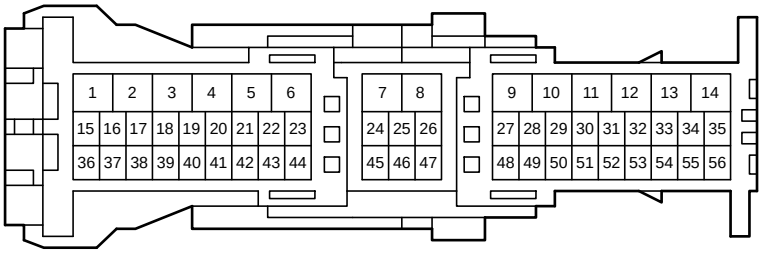

90980-12943

3B
White

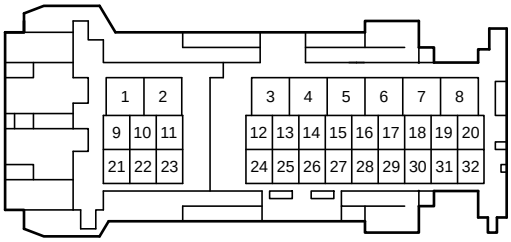

90980-12A48

3D
White

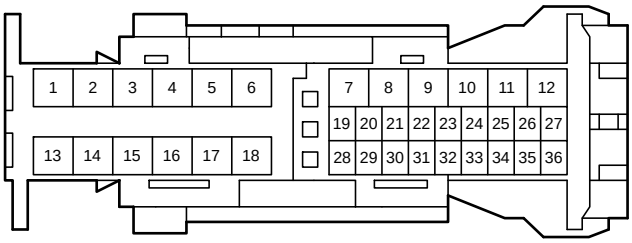

90980-12944

4D
White

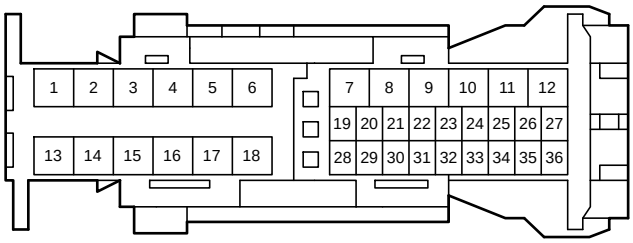

90980-12944

PX1
Gray

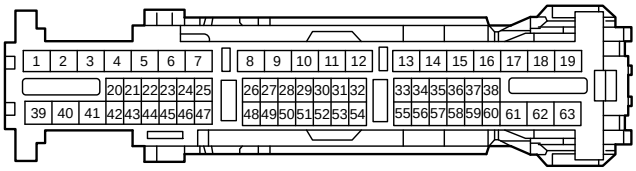

90980-12B20

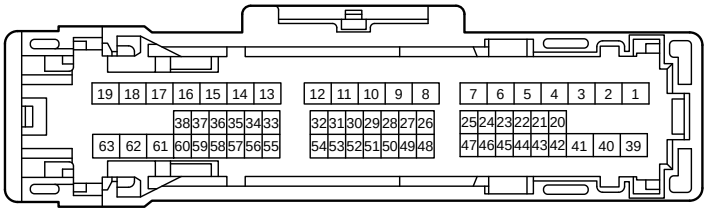

90980-12B19

PX2
White

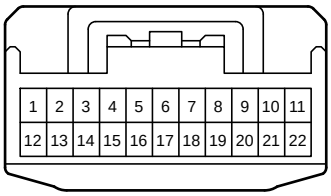

90980-12372

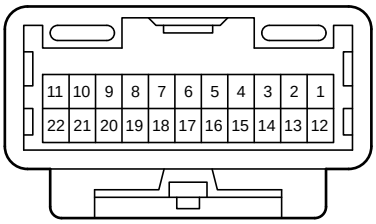

90980-12371

PX3
Gray

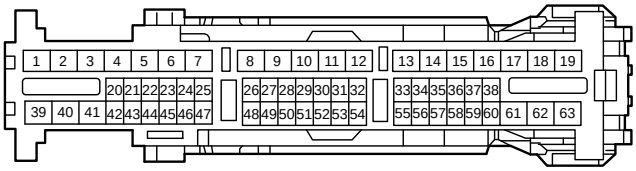

90980-12B20

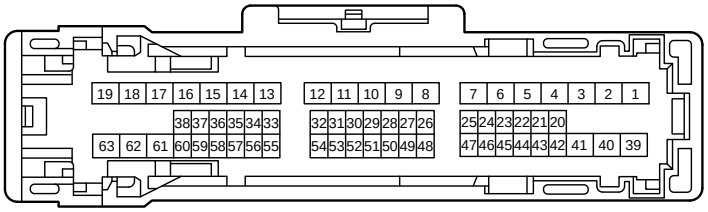

90980-12B19

PX4
White

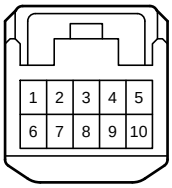

90980-12368

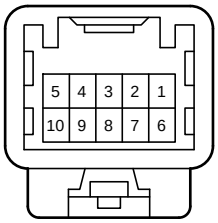

90980-12367

RX1
Yellow

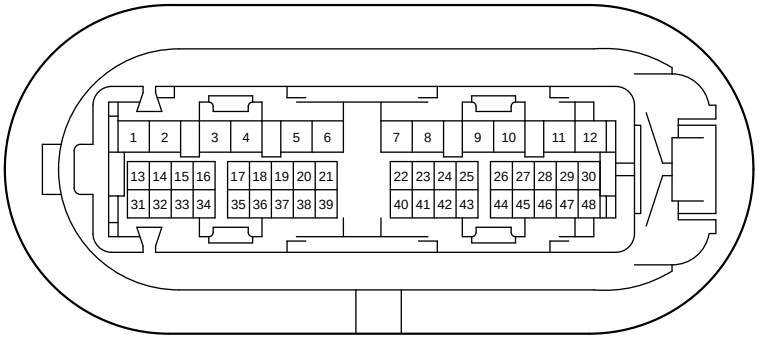

90980-12A09

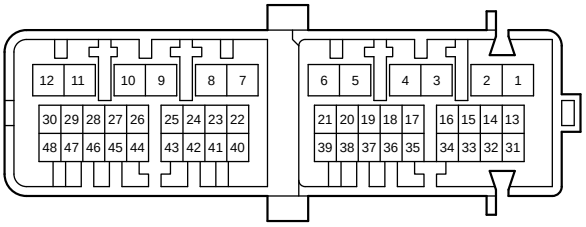

90980-12A06

SX1
Yellow

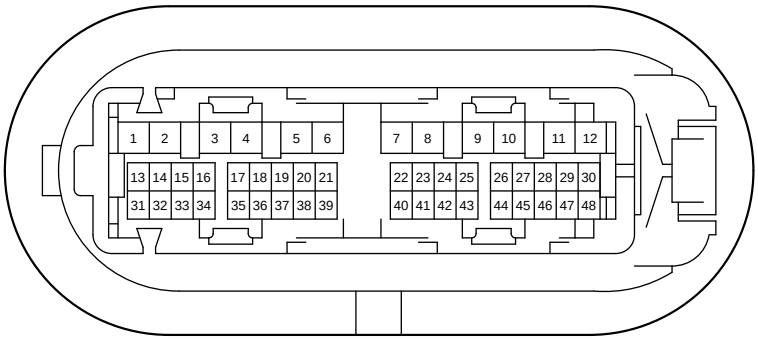

90980-12A09

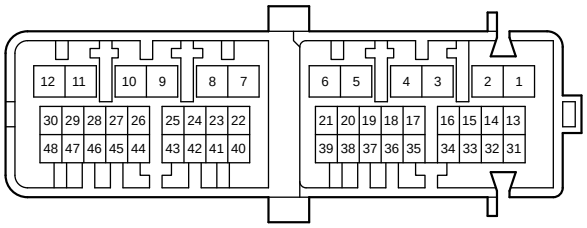

90980-12A06

TR1
White

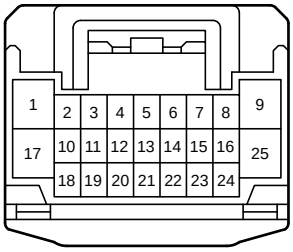

90980-12414

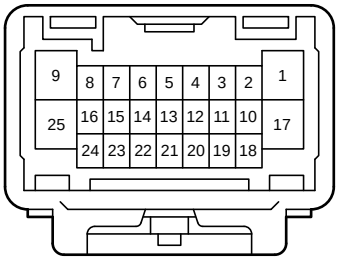

90980-12413

US1
White

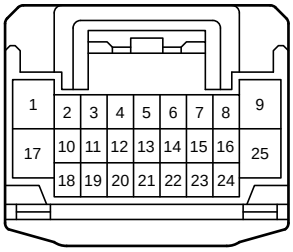

90980-12414

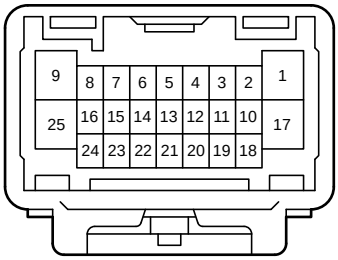

90980-12413

XX1
White

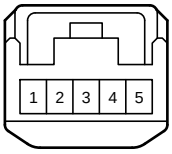

90980-12366

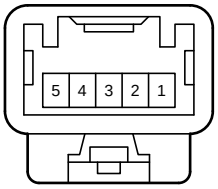

90980-12365