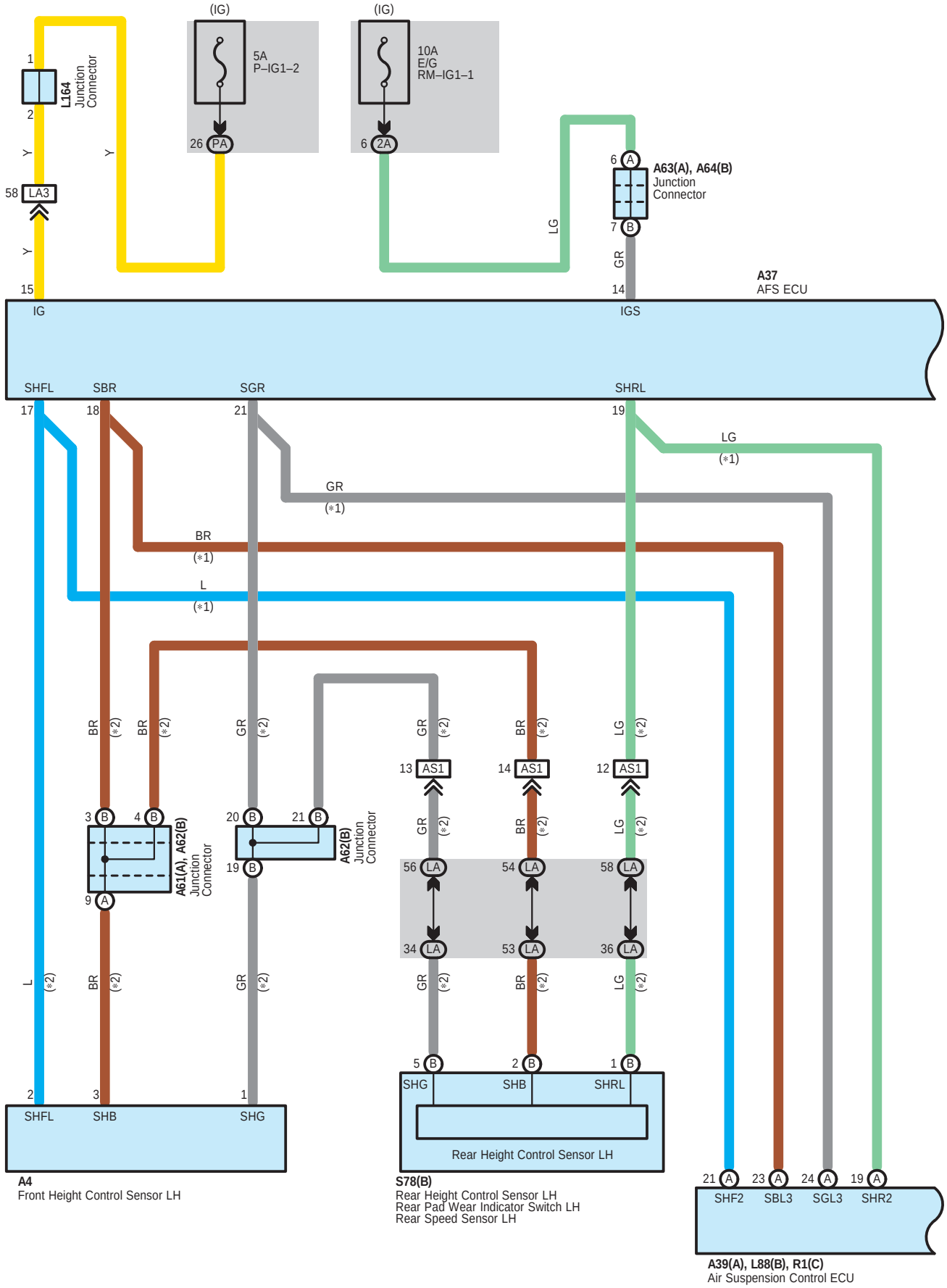
(IG)
5A
P–IG1–2
26 PA
(IG)
10A
E/G
RM–IG1–1
6 2A
1
2
L164
Junction
Connector
Y
Y
58 LA3
Y
15
IG
6 A
A63(A), A64(B)
Junction
Connector
7 B
LG
GR
14
IGS
A37
AFS ECU
SHFL
SBR
SGR
SHRL
17
18
21
19
LG
(*1)
GR
(*1)
BR
(*1)
L
(*1)
BR (*2)
BR (*2)
GR (*2)
GR (*2)
BR (*2)
LG (*2)
13 AS1
14 AS1
12 AS1
3 B
4 B
9 A
A61(A), A62(B)
Junction
Connector
20 B
21 B
19 B
A62(B)
Junction
Connector
GR (*2)
BR (*2)
LG (*2)
56 LA
54 LA
58 LA
34 LA
53 LA
36 LA
L (*2)
BR (*2)
GR (*2)
GR (*2)
BR (*2)
LG (*2)
5 B
2 B
1 B
SHG
SHB
SHRL
Rear Height Control Sensor LH
2
3
1
SHFL
SHB
SHG
A4
Front Height Control Sensor LH
S78(B)
Rear Height Control Sensor LH
Rear Pad Wear Indicator Switch LH
Rear Speed Sensor LH
21 A
23 A
24 A
19 A
SHF2
SBL3
SGL3
SHR2
A39(A), L88(B), R1(C)
Air Suspension Control ECU

∗ 1 : w/ Air Suspension
∗ 2 : w/o Air Suspension
∗ 3 : w/ Adaptive High Beam System

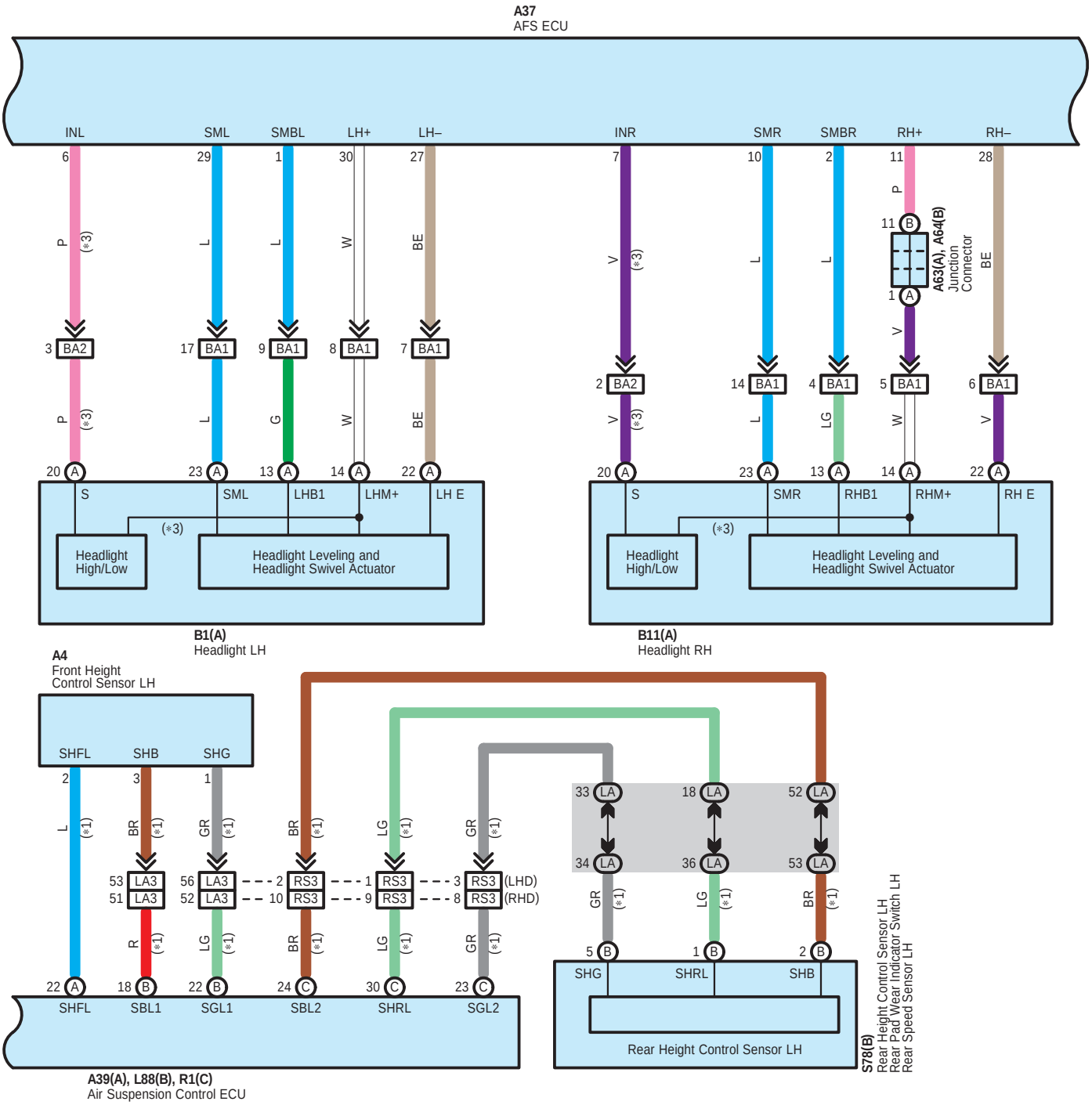

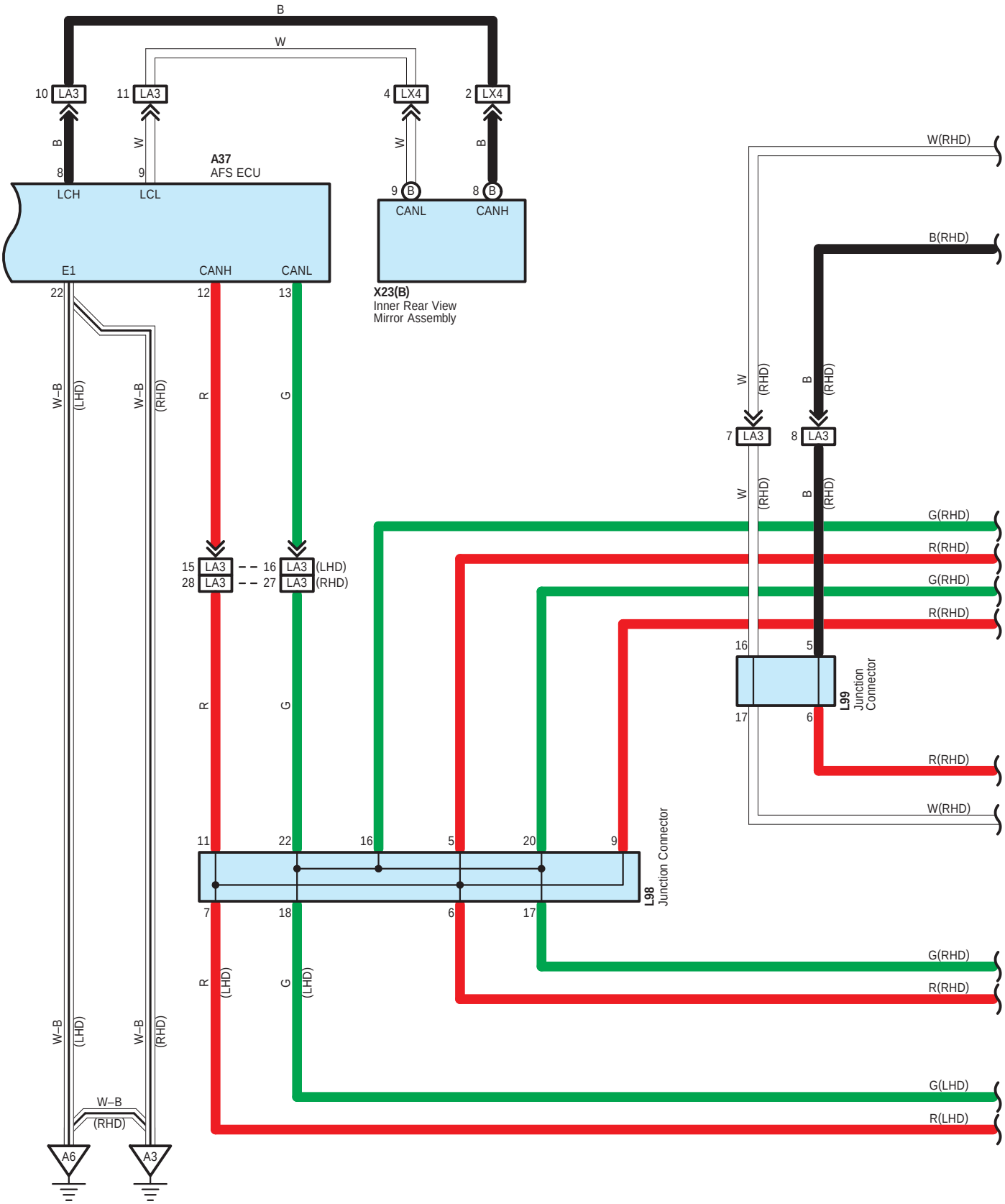
B
W
10 LA3
11 LA3
4 LX4
2 LX4
B
W
W
B
8
9
A37
AFS ECU
LCH
LCL
9 B
8 B
CANL
CANH
E1
CANH
CANL
22
12
13
X23(B)
Inner Rear View
Mirror Assembly
W–B (LHD)
W–B (RHD)
R
G
W(RHD)
B(RHD)
W (RHD)
B (RHD)
7 LA3
8 LA3
15 LA3
28 LA3
16 LA3 (LHD)
27 LA3 (RHD)
G(RHD)
R(RHD)
G(RHD)
R(RHD)
16
5
17
6
L99
Junction
Connector
R(RHD)
W(RHD)
11
22
16
5
20
9
7
18
6
17
L98
Junction Connector
R (LHD)
G (LHD)
G(RHD)
R(RHD)
G(LHD)
R(LHD)
W–B
(RHD)
A6
A3

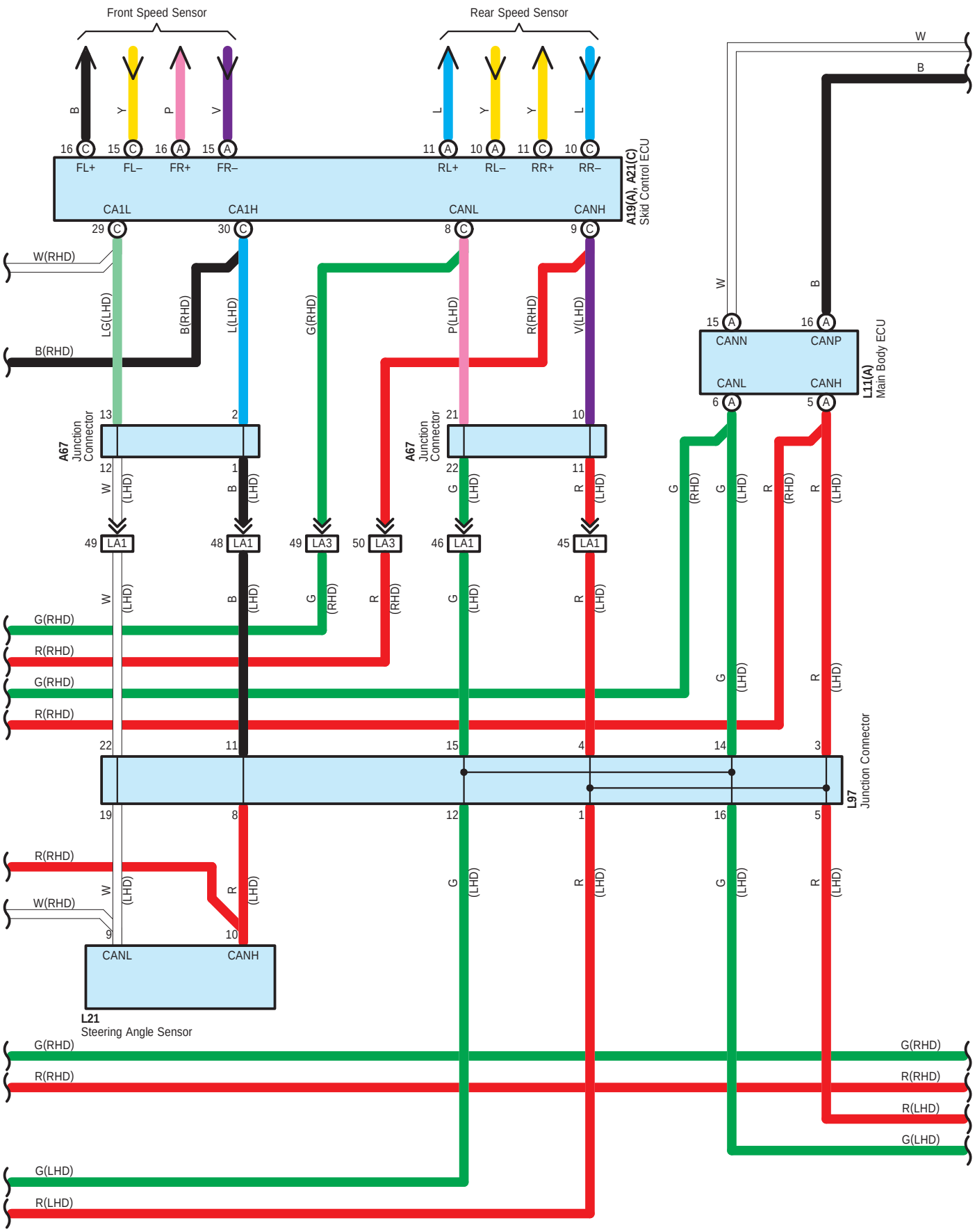
Front Speed Sensor
Rear Speed Sensor
FL+
FL–
FR+
FR–
RL+
RL–
RR+
RR–
CA1L
CA1H
CANL
CANH
A19(A), A21(C)
Skid Control ECU
W(RHD)
B(RHD)
LG(LHD)
B(RHD)
L(LHD)
G(RHD)
P(LHD)
R(RHD)
V(LHD)
CANN
CANP
CANL
CANH
L11(A)
Main Body ECU
A67
Junction Connector
LA1
LA3
G(RHD)
R(RHD)
G(RHD)
R(RHD)
L97
Junction Connector
R(RHD)
W(RHD)
CANL
CANH
L21
Steering Angle Sensor
G(RHD)
R(RHD)
R(LHD)
G(LHD)
G(LHD)
R(LHD)

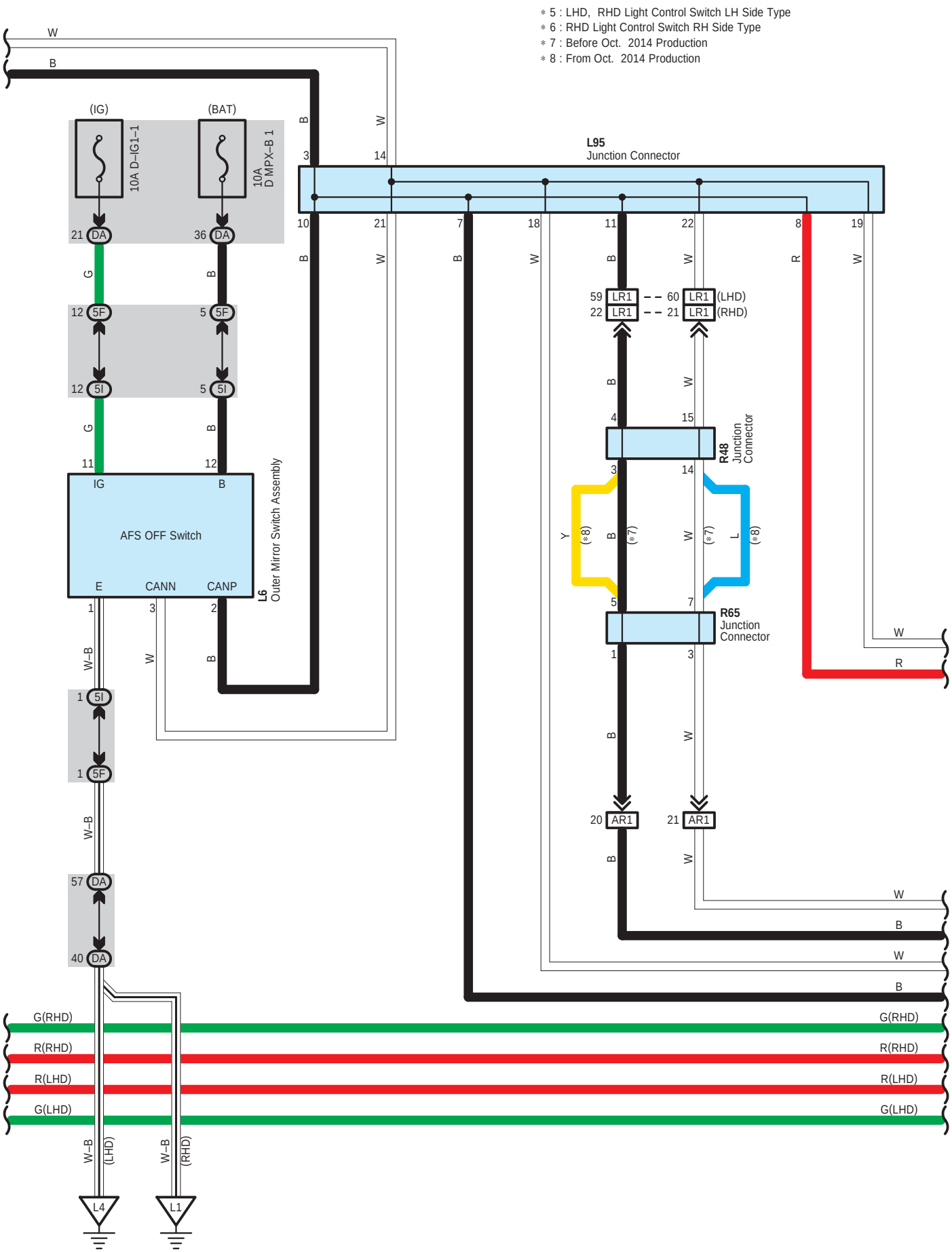
* 5 : LHD, RHD Light Control Switch LH Side Type
* 6 : RHD Light Control Switch RH Side Type
* 7 : Before Oct. 2014 Production
* 8 : From Oct. 2014 Production
(IG)
(BAT)
10A D–IG1–1
10A D MPX–B 1
L95
Junction Connector
AFS OFF Switch
L6
Outer Mirror Switch Assembly
R48
Junction Connector
R65
Junction Connector
(LHD)
(RHD)
G(RHD)
R(RHD)
R(LHD)
G(LHD)
L4
L1

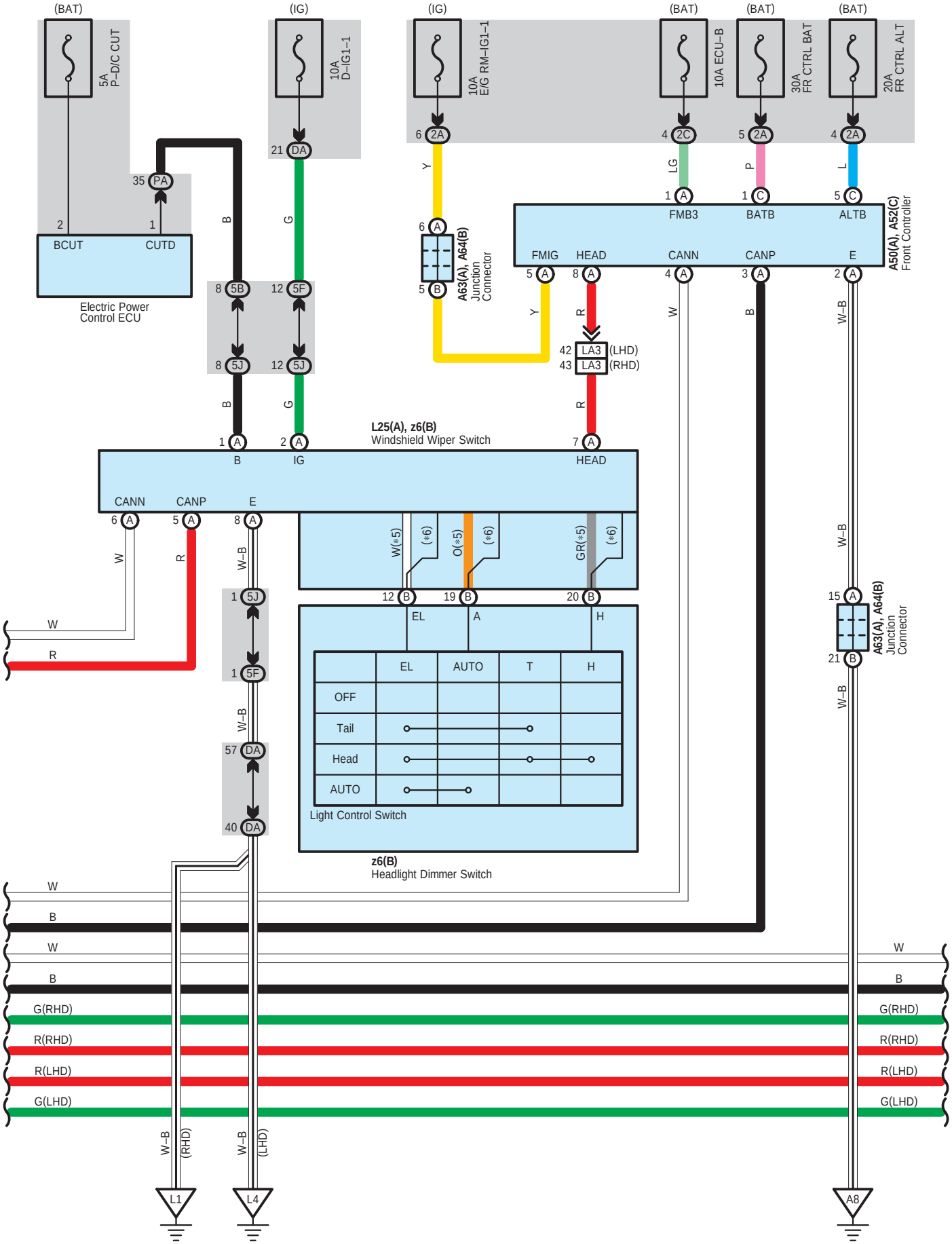
(BAT)
5A
P–D/C CUT
(IG)
10A
D–IG1–1
(IG)
10A
E/G RM–IG1–1
(BAT)
10A ECU–B
(BAT)
30A
FR CTRL BAT
(BAT)
20A
FR CTRL ALT
35 PA
2
1
BCUT
CUTD
Electric Power
Control ECU
21 DA
6 2A
4 2C
5 2A
4 2A
Y
LG
P
L
B
G
6 A
5 B
A63(A), A64(B)
Junction
Connector
1 A
1 C
5 C
FMB3
BATB
ALTB
A50(A), A52(C)
Front Controller
FMIG
HEAD
CANN
CANP
E
5 A
8 A
4 A
3 A
2 A
8 5B
12 5F
8 5J
12 5J
42 LA3 (LHD)
43 LA3 (RHD)
1 A
2 A
7 A
B
IG
HEAD
L25(A), z6(B)
Windshield Wiper Switch
CANN
CANP
E
6 A
5 A
8 A
W
R
W–B
W(*5)
(*6)
O(*5)
(*6)
GR(*5)
(*6)
12 B
19 B
20 B
EL
A
H
1 5J
1 5F
57 DA
40 DA
15 A
21 B
A63(A), A64(B)
Junction
Connector
EL
AUTO
T
H
OFF
Tail
Head
AUTO
Light Control Switch
z6(B)
Headlight Dimmer Switch
W
B
G(RHD)
R(RHD)
R(LHD)
G(LHD)
(RHD)
(LHD)
L1
L4
A8

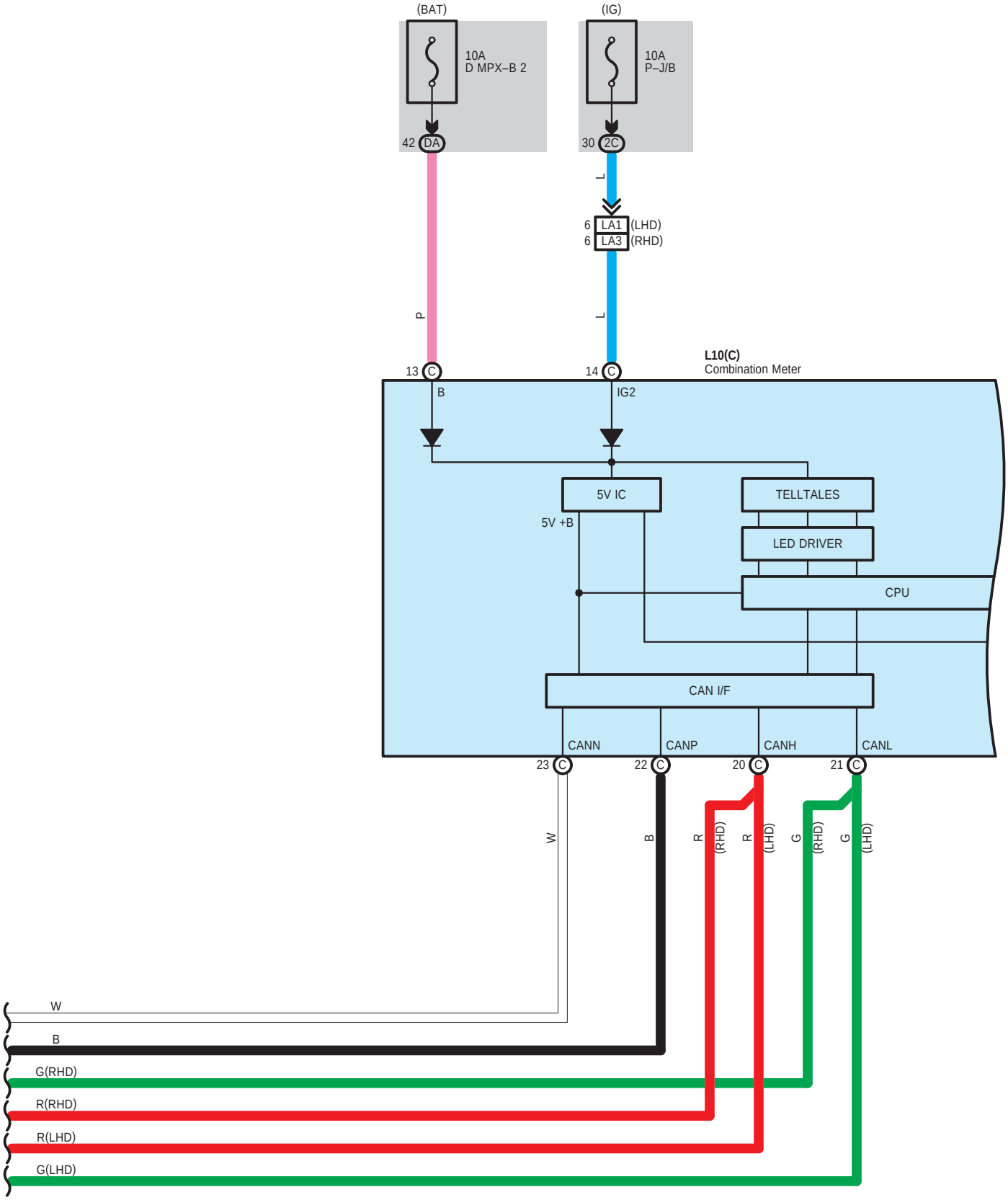
(BAT)
10A
D MPX–B 2
42 DA
(IG)
10A
P–J/B
30 2C
L
6 LA1 (LHD)
6 LA3 (RHD)
P
L
L10(C)
Combination Meter
13 C
14 C
B
IG2
5V IC
5V +B
TELLTALES
LED DRIVER
CPU
CAN I/F
CANN
CANP
CANH
CANL
23 C
22 C
20 C
21 C
W
B
R (RHD)
R (LHD)
G (RHD)
G (LHD)
W
B
G(RHD)
R(RHD)
R(LHD)
G(LHD)

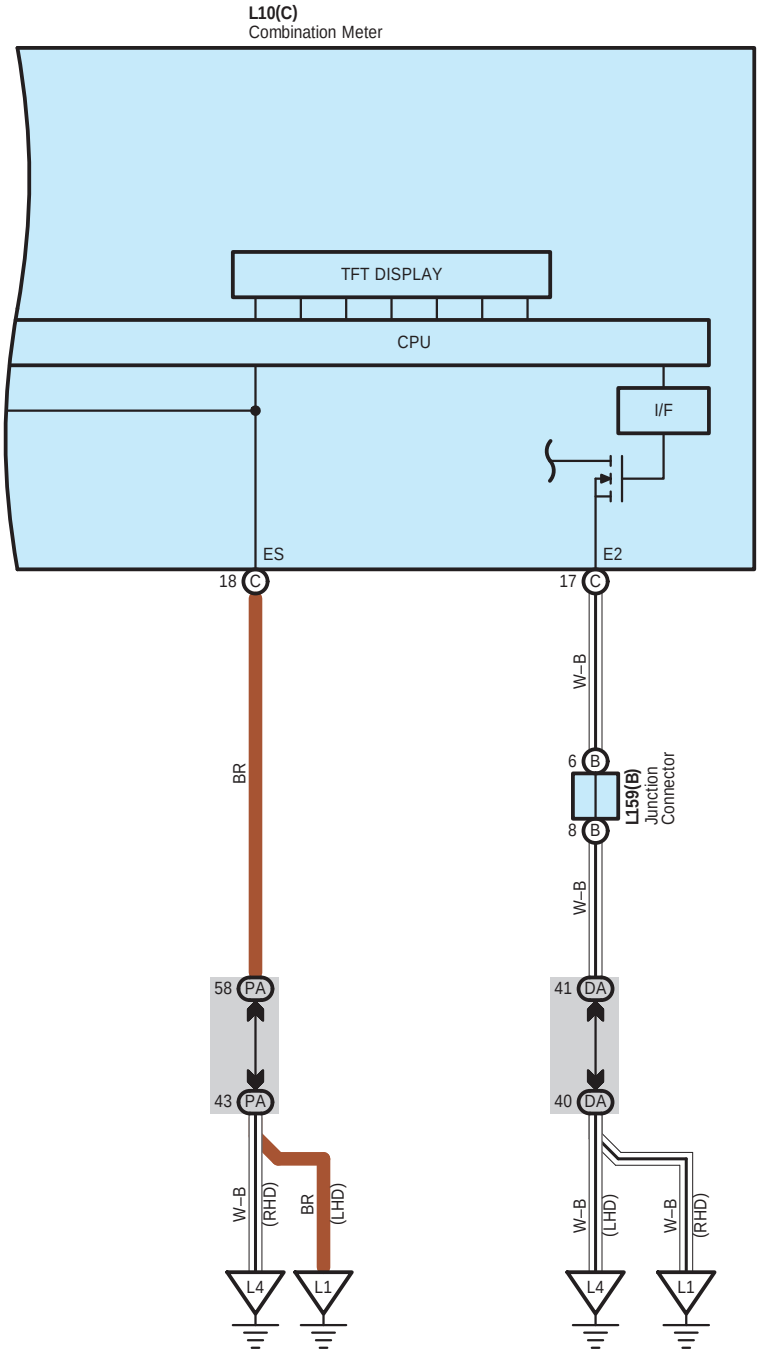
L10(C)
Combination Meter
TFT DISPLAY
CPU
I/F
ES
E2
18 C
17 C
BR
W–B
6 B
8 B
L159(B)
Junction
Connector
W–B
58 PA
43 PA
41 DA
40 DA
W–B
(RHD)
BR
(LHD)
W–B
(LHD)
W–B
(RHD)
L4
L1
L4
L1

A 4
Black



A 19
Black

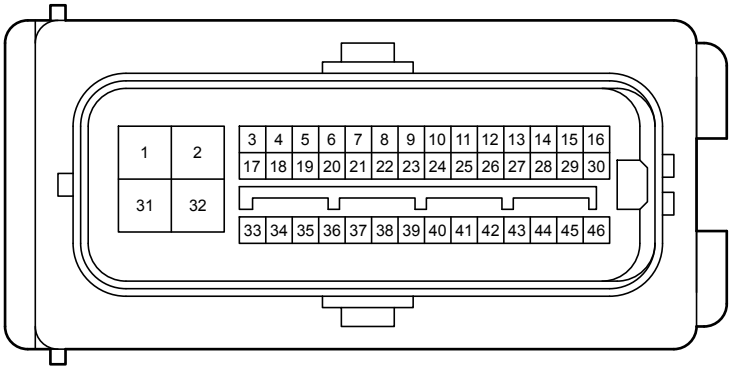

A 21
Gray

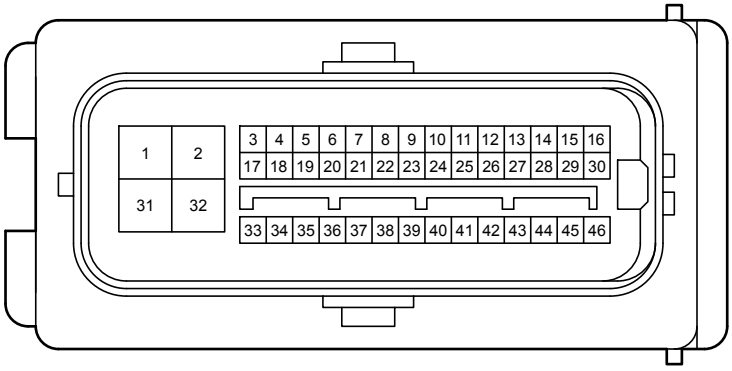

A 37
White

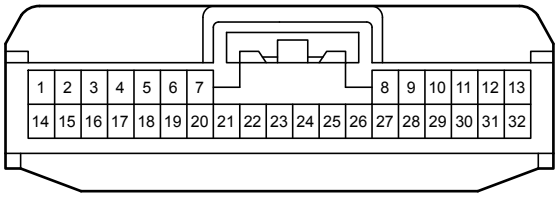

A 39
Black

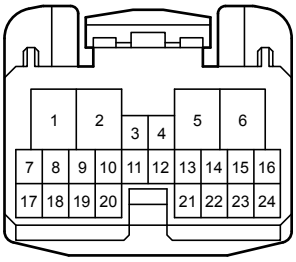

A 50
White

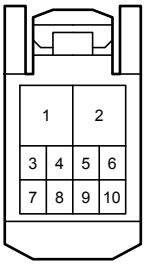

A 52
White

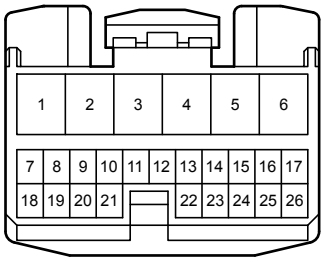

A 61
Black

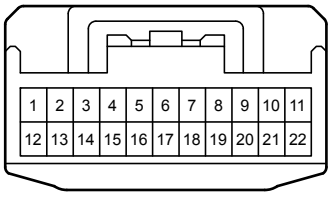

A 62
Blue

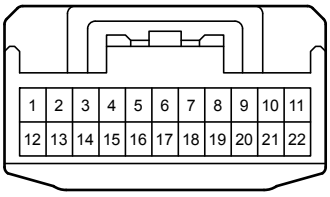

A 63
Black

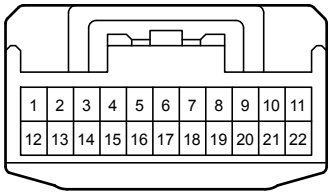

A 64
Black

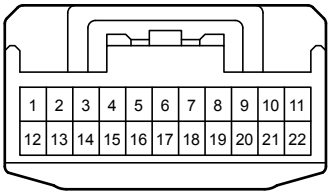

A 67
Black

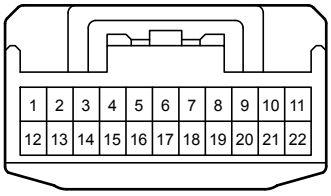

B 1
Black



B 11
Black



L 6
White



L 10
White

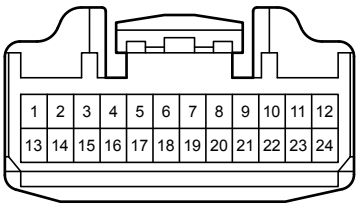

(Before Sep. 2008 Production)

L 10
Black

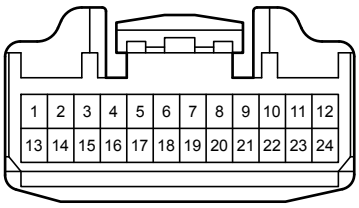

(From Sep. 2008 Production)

L 11
White

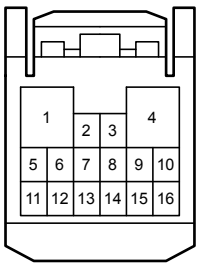

L 21
White

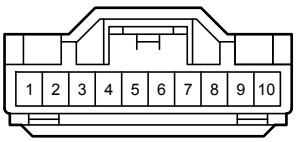

L 25
White

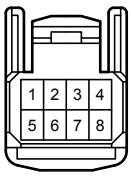

L 88
Black

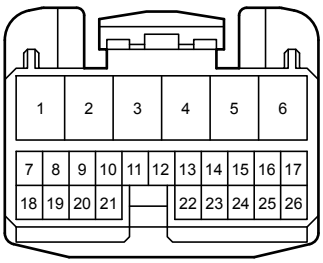

L 95
Gray

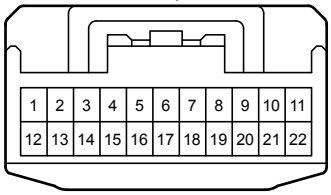

L 97
Black

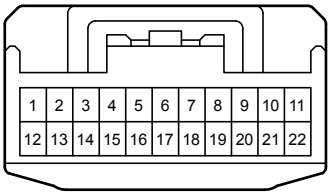

L 98
Gray

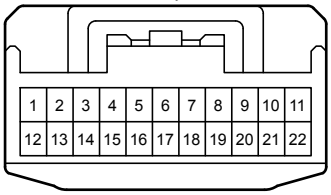

L 99
Black

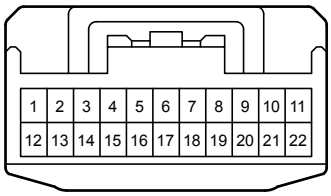

L159
Blue

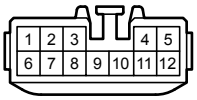

L164
Blue

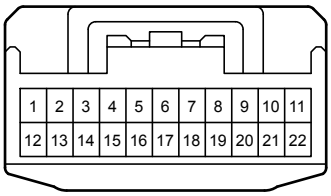

R 1
Black

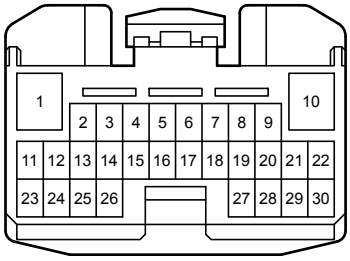

R 48
Black

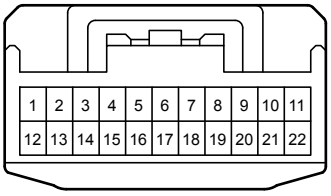

R 65
Dark Gray

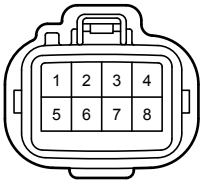

S 78
White

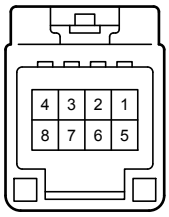

X 23
Black

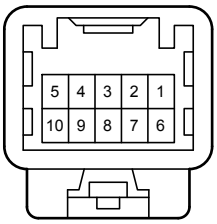

z 6
White

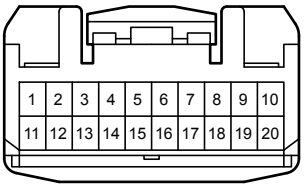

2A
Black

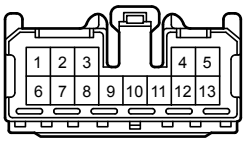

2C
White

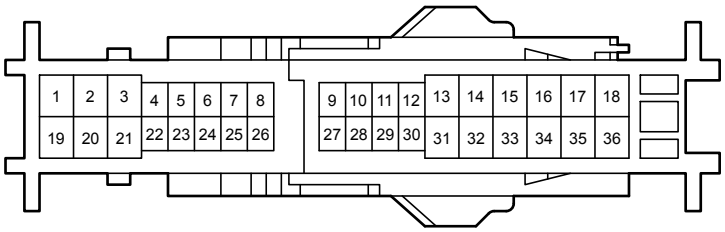

5B
Gray

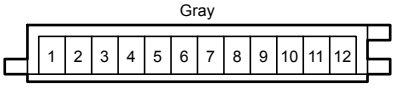

5F
Gray

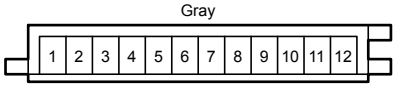

5I
White

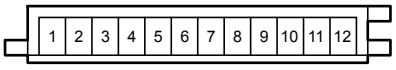

5J
Gray

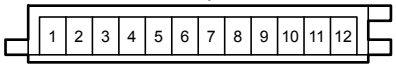

DA
White

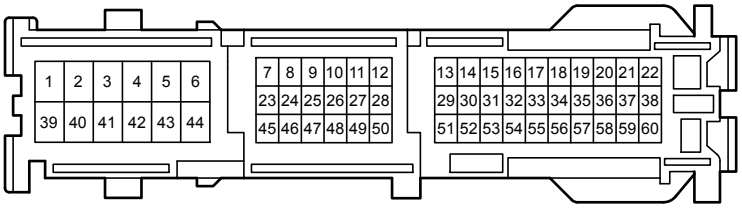

LA
White

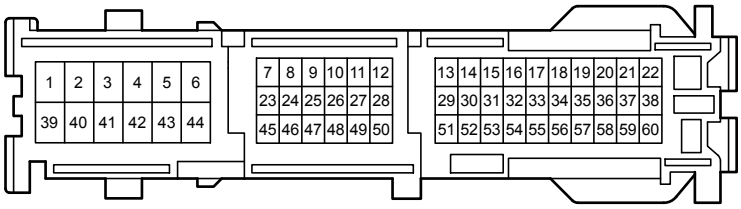

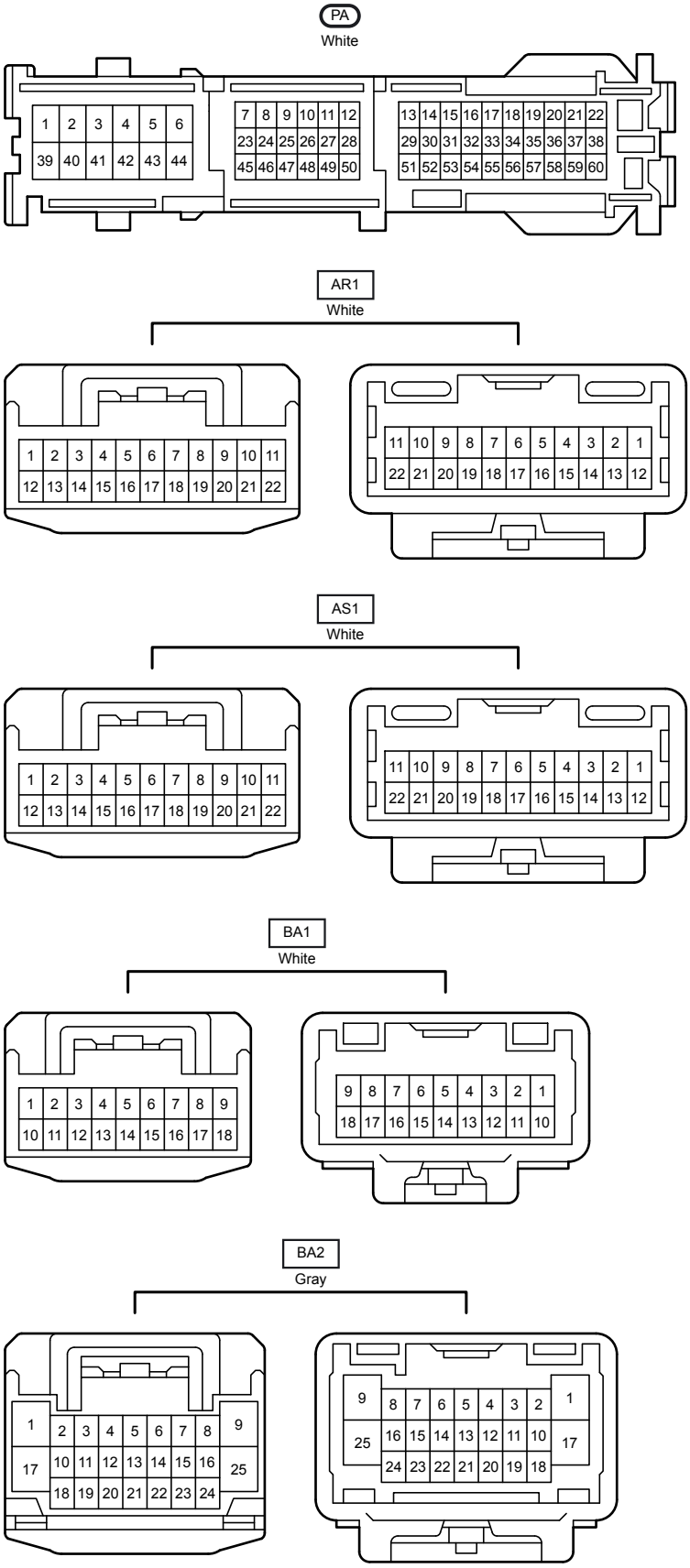
PA
White
AR1
White
AS1
White
BA1
White
BA2
Gray

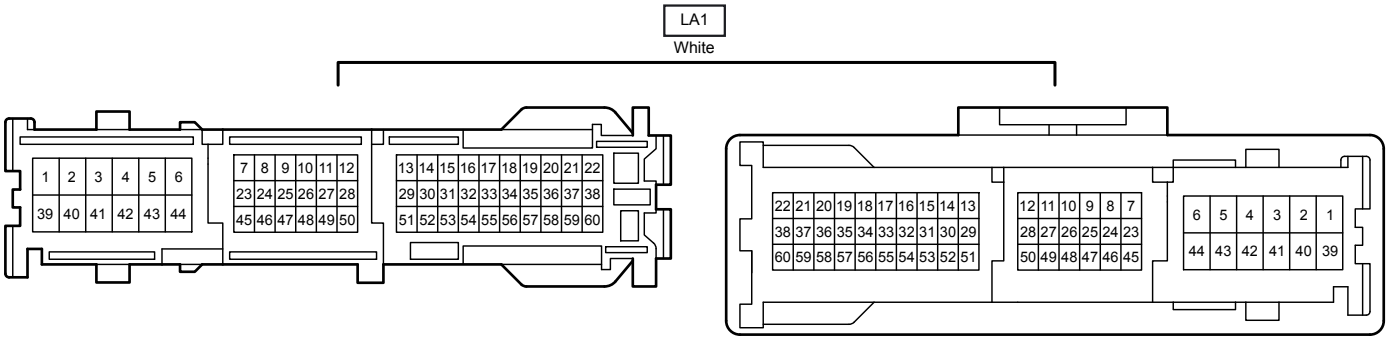
LA1
White

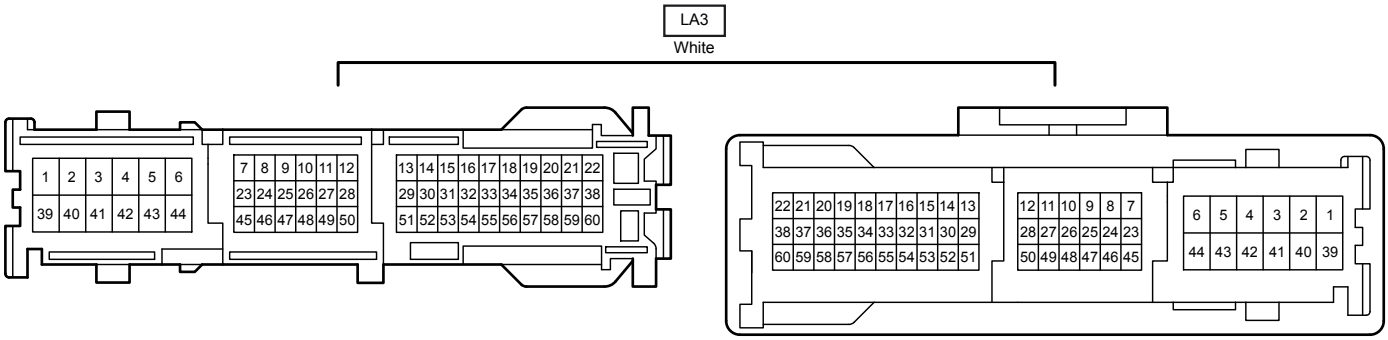
LA3
White

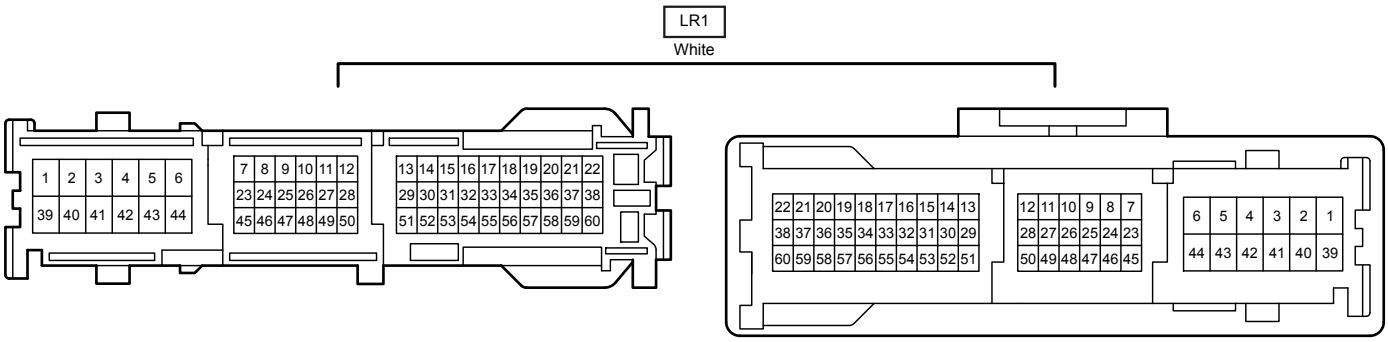
LR1
White

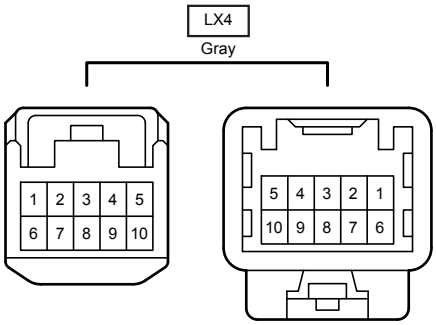
LX4
Gray

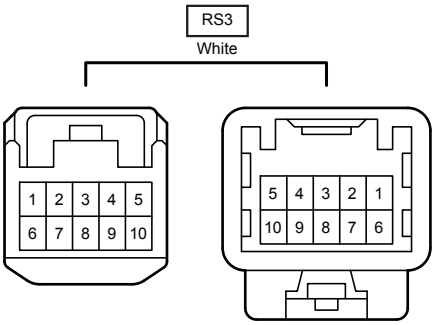
RS3
White