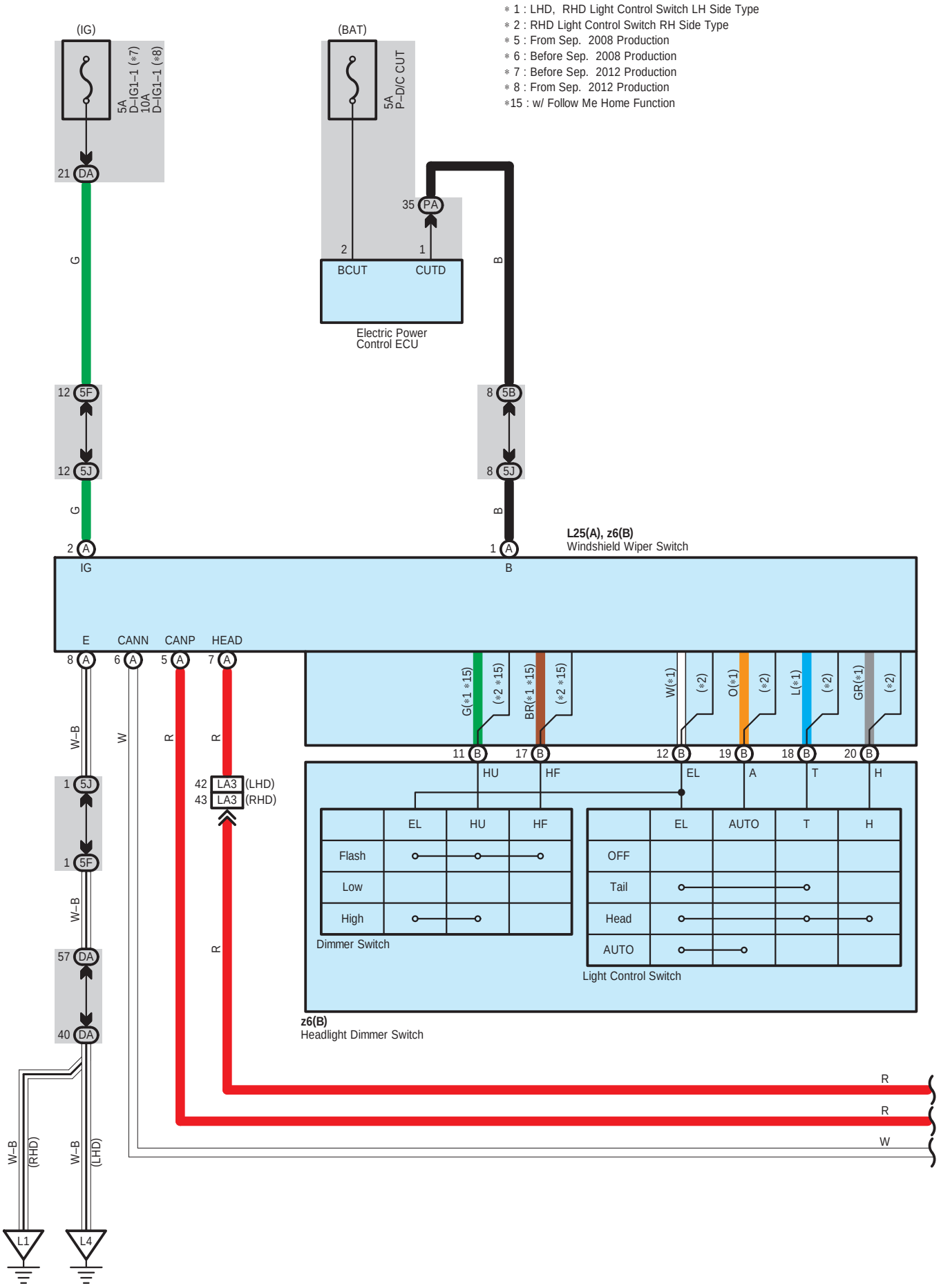
∗ 1 : LHD, RHD Light Control Switch LH Side Type
∗ 2 : RHD Light Control Switch RH Side Type
∗ 5 : From Sep. 2008 Production
∗ 6 : Before Sep. 2008 Production
∗ 7 : Before Sep. 2012 Production
∗ 8 : From Sep. 2012 Production
∗15 : w/ Follow Me Home Function
(IG)
5A D–IG1–1 (∗7)
10A D–IG1–1 (∗8)
21 DA
(BAT)
5A P–D/C CUT
35 PA
2 BCUT
1 CUTD
Electric Power Control ECU
12 5F
12 5J
8 5B
8 5J
2 A IG
1 A B
L25(A), z6(B)
Windshield Wiper Switch
E CANN CANP HEAD
8 A
6 A
5 A
7 A
G(∗1 ∗15)
(∗2 ∗15)
BR(∗1 ∗15)
(∗2 ∗15)
W(∗1)
(∗2)
O(∗1)
(∗2)
L(∗1)
(∗2)
GR(∗1)
(∗2)
11 B
17 B
12 B
19 B
18 B
20 B
HU
HF
EL
A
T
H
1 5J
1 5F
57 DA
40 DA
42 LA3 (LHD)
43 LA3 (RHD)
Dimmer Switch
Light Control Switch
z6(B)
Headlight Dimmer Switch
W–B (RHD)
W–B (LHD)
L1
L4

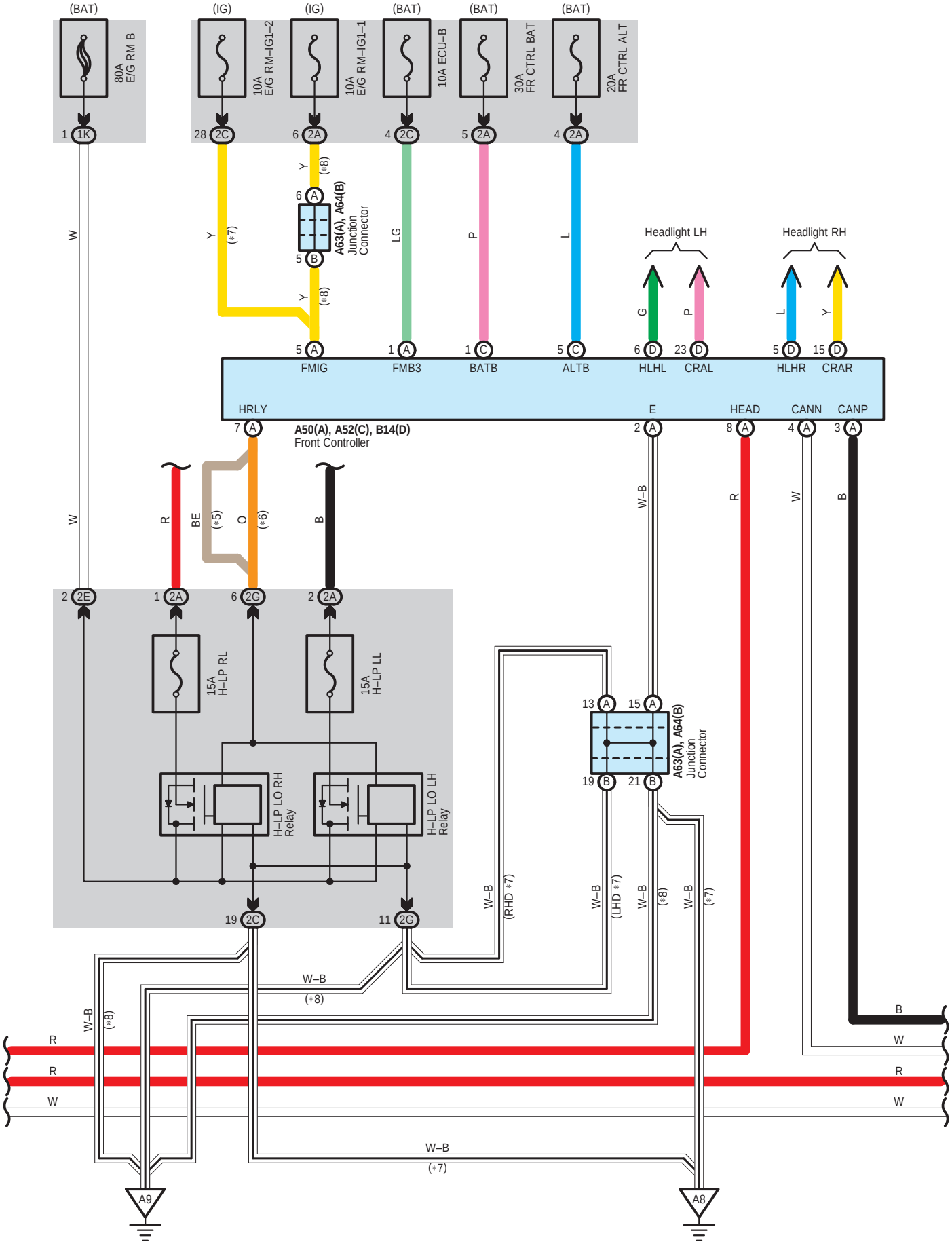
(BAT)
80A E/G RM B
(IG)
10A E/G RM–IG1–2
(IG)
10A E/G RM–IG1–1
(BAT)
10A ECU–B
(BAT)
30A FR CTRL BAT
(BAT)
20A FR CTRL ALT
A63(A), A64(B) Junction Connector
Headlight LH
Headlight RH
FMIG
FMB3
BATB
ALTB
HLHL
CRAL
HLHR
CRAR
HRLY
E
HEAD
CANN
CANP
A50(A), A52(C), B14(D) Front Controller
15A H–LP RL
15A H–LP LL
H–LP LO RH Relay
H–LP LO LH Relay
A63(A), A64(B) Junction Connector
(RHD *7)
(LHD *7)
A9
A8

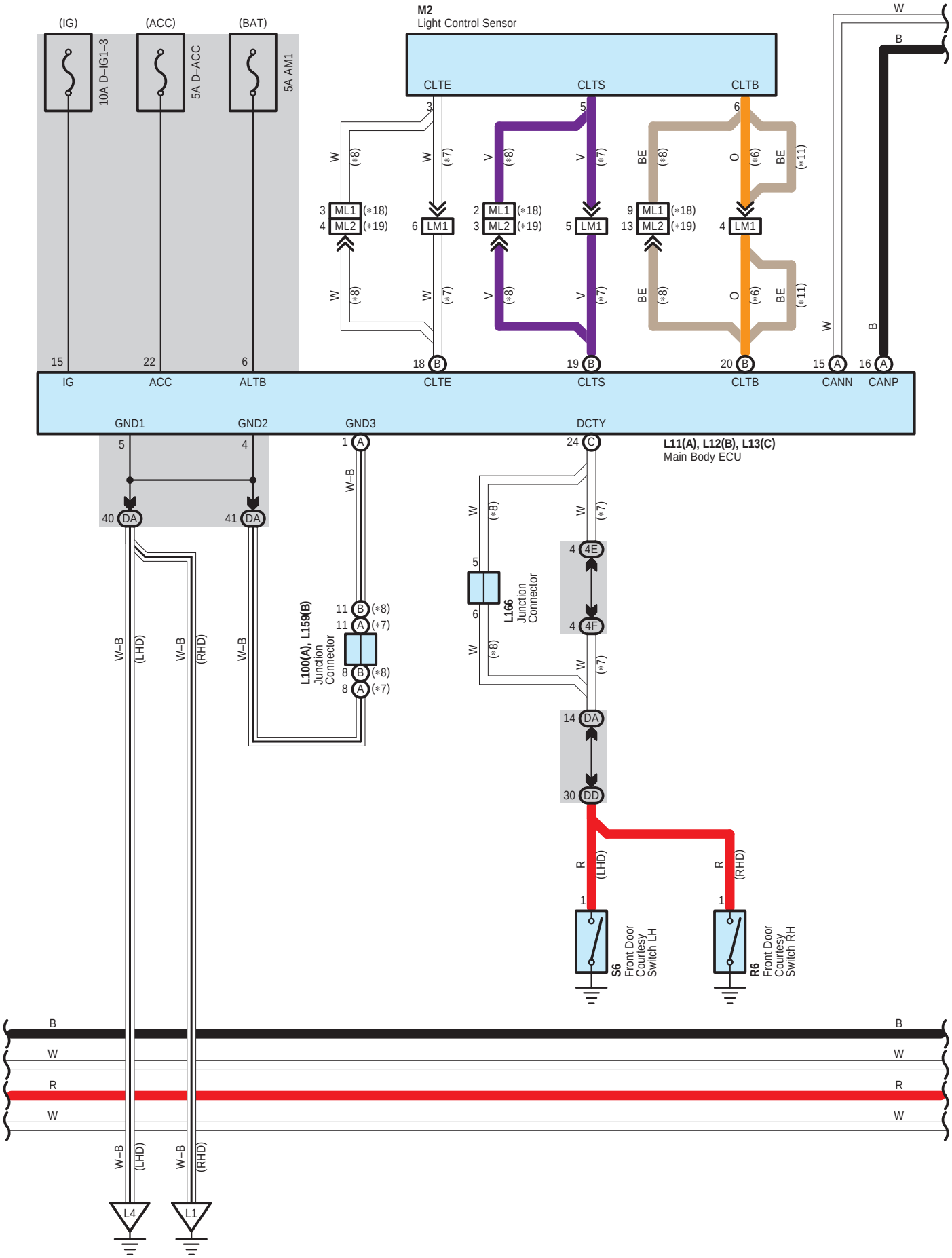
(IG)
(ACC)
(BAT)
10A D–IG1–3
5A D–ACC
5A AM1
M2
Light Control Sensor
CLTE
CLTS
CLTB
ML1
ML2
LM1
IG
ACC
ALTB
CLTE
CLTS
CLTB
CANN
CANP
GND1
GND2
GND3
DCTY
L11(A), L12(B), L13(C)
Main Body ECU
L100(A), L159(B)
Junction
Connector
L166
Junction
Connector
S6
Front Door
Courtesy
Switch LH
R6
Front Door
Courtesy
Switch RH
(LHD)
(RHD)
L4
L1

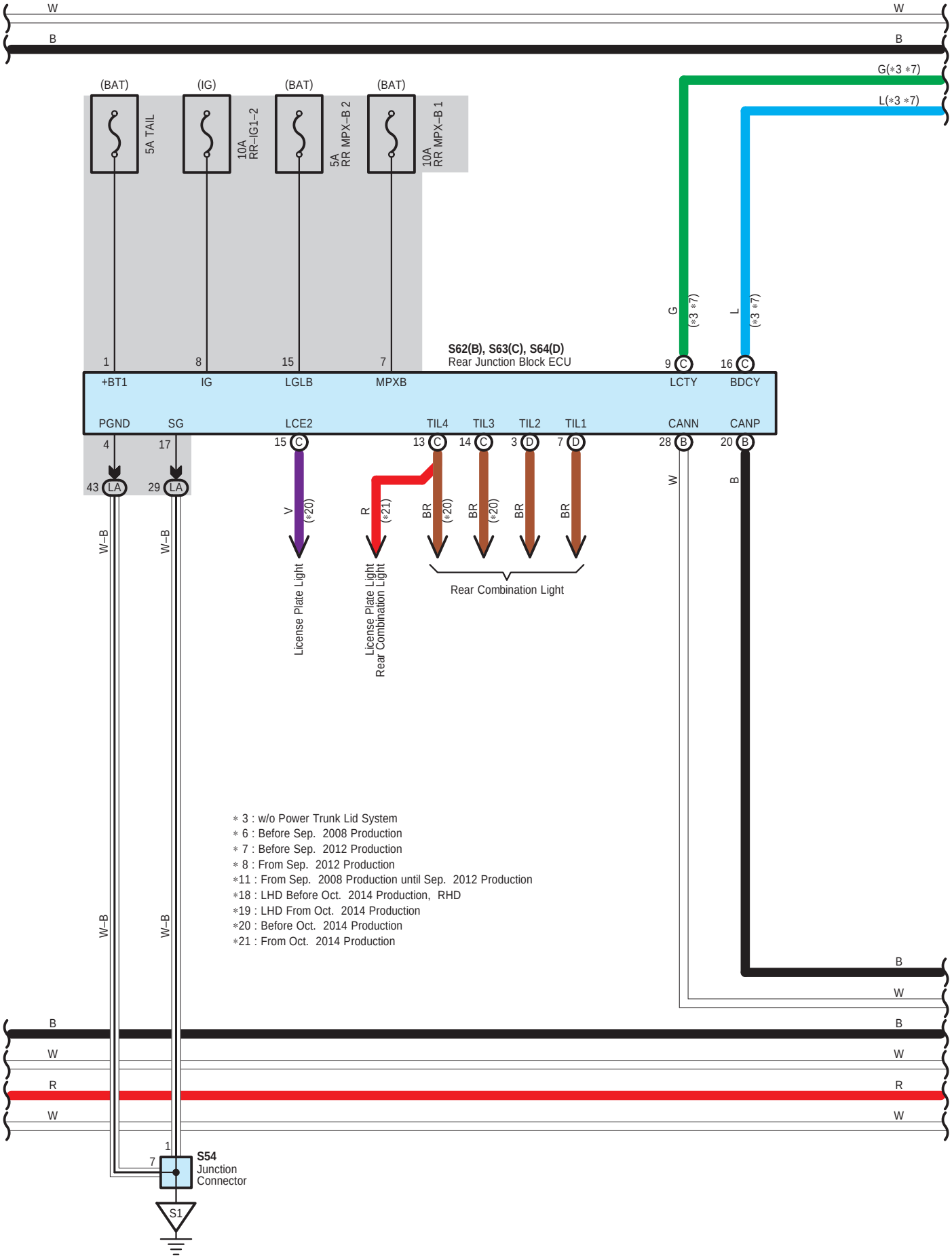
W
B
(BAT)
(IG)
(BAT)
(BAT)
5A TAIL
10A RR–IG1–2
5A RR MPX–B 2
10A RR MPX–B 1
G(∗3 ∗7)
L(∗3 ∗7)
G (∗3 ∗7)
L (∗3 ∗7)
S62(B), S63(C), S64(D)
Rear Junction Block ECU
1 +BT1
8 IG
15 LGLB
7 MPXB
9 C LCTY
16 C BDCY
PGND
SG
LCE2
TIL4
TIL3
TIL2
TIL1
CANN
CANP
4
17
15 C
13 C
14 C
3 D
7 D
28 B
20 B
43 LA
29 LA
V (∗20)
R (∗21)
BR (∗20)
BR (∗20)
BR
BR
W
B
W–B
W–B
License Plate Light
License Plate Light
Rear Combination Light
Rear Combination Light
∗ 3 : w/o Power Trunk Lid System
∗ 6 : Before Sep. 2008 Production
∗ 7 : Before Sep. 2012 Production
∗ 8 : From Sep. 2012 Production
∗11 : From Sep. 2008 Production until Sep. 2012 Production
∗18 : LHD Before Oct. 2014 Production, RHD
∗19 : LHD From Oct. 2014 Production
∗20 : Before Oct. 2014 Production
∗21 : From Oct. 2014 Production
W–B
W–B
B
W
B
W
R
W
1
7
S54
Junction Connector
S1

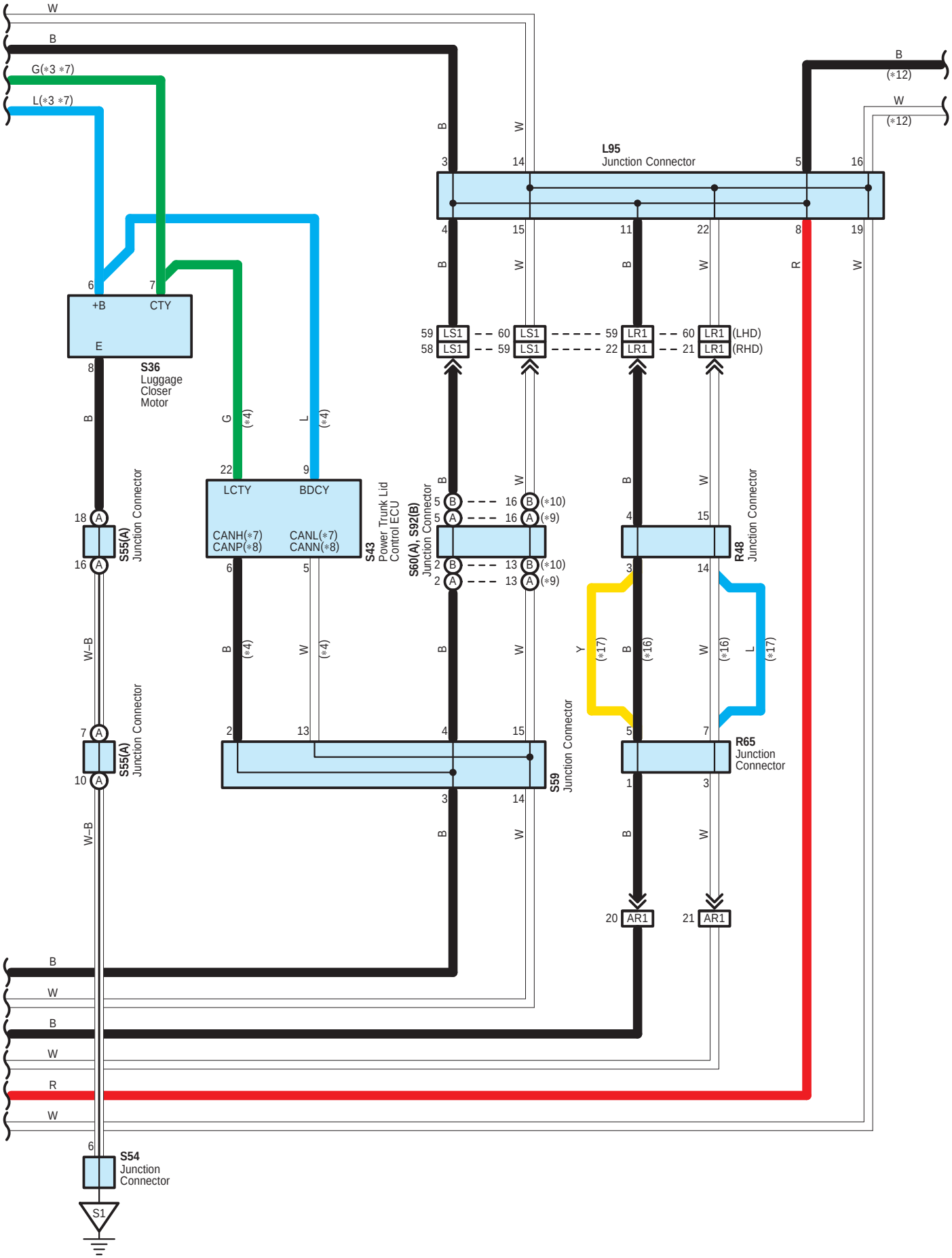
W
B
G(*3 *7)
L(*3 *7)
B
(*12)
W
(*12)
L95
Junction Connector
+B
CTY
E
S36
Luggage
Closer
Motor
LS1
LR1
(LHD)
(RHD)
LCTY
BDCY
CANH(*7)
CANP(*8)
CANL(*7)
CANN(*8)
S43
Power Trunk Lid
Control ECU
S60(A), S92(B)
Junction Connector
S55(A)
Junction Connector
R48
Junction Connector
R65
Junction
Connector
S59
Junction Connector
AR1
S54
Junction
Connector
S1

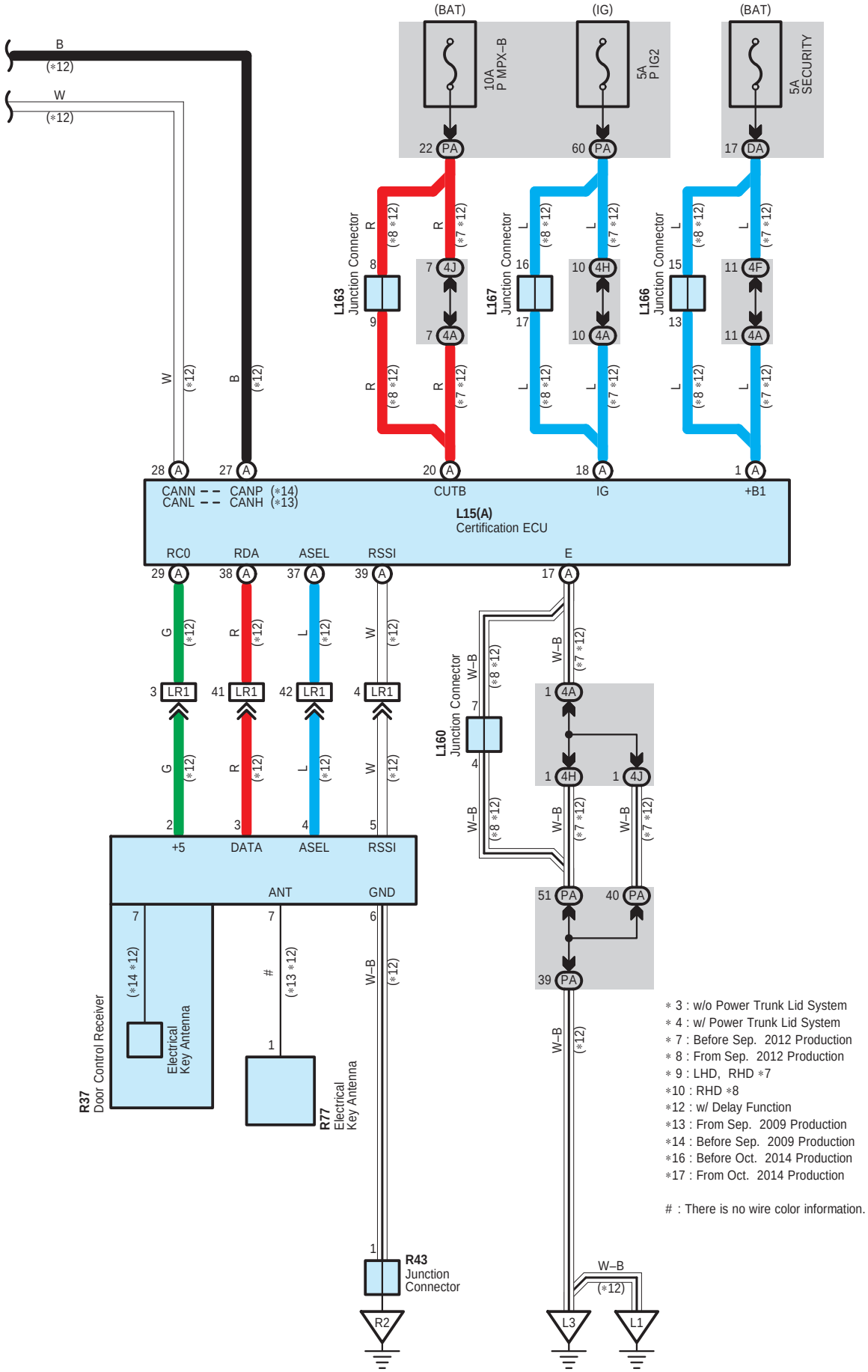

* 3 : w/o Power Trunk Lid System
* 4 : w/ Power Trunk Lid System
* 7 : Before Sep. 2012 Production
* 8 : From Sep. 2012 Production
* 9 : LHD, RHD *7
*10 : RHD *8
*12 : w/ Delay Function
*13 : From Sep. 2009 Production
*14 : Before Sep. 2009 Production
*16 : Before Oct. 2014 Production
*17 : From Oct. 2014 Production

: There is no wire color information.

A 50
White

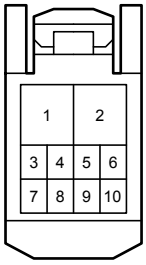

A 52
White

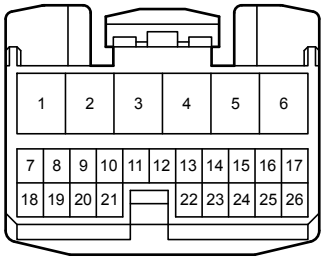

A 63
Black

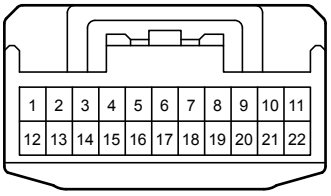

A 64
Black

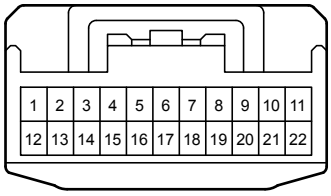

B 14
White

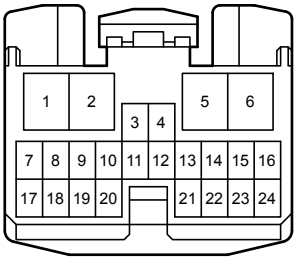

L 11
White

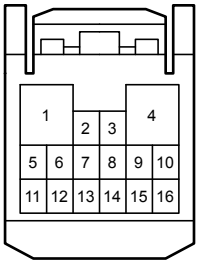

L 12
White

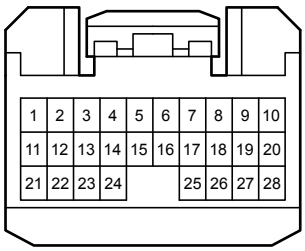

L 13
White

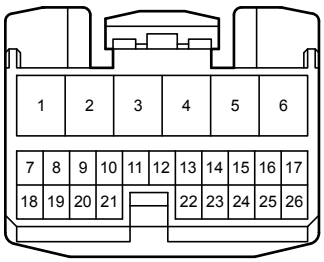

L 15
White

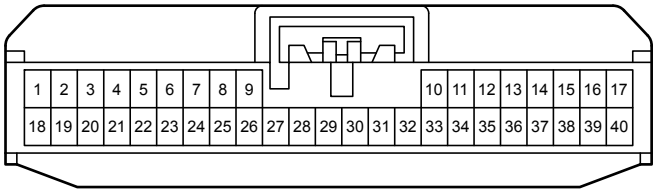

L 25
White

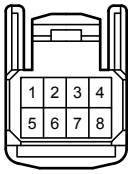

L 95
Gray

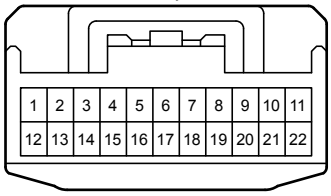

L100
Blue

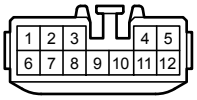

L159
Blue

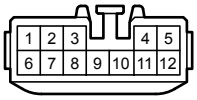

L160
Gray

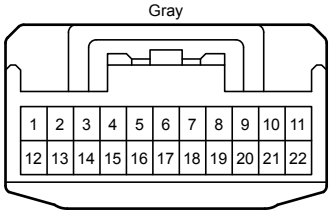

L163
Blue

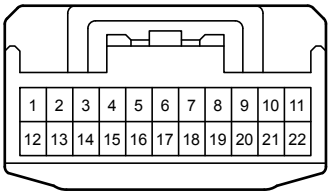

L166
White

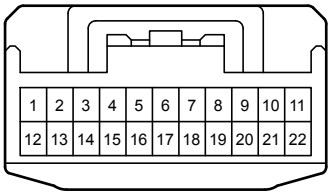

L167
White

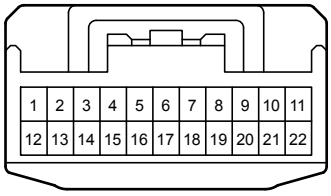

M 2
Black

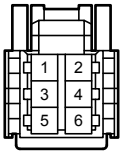

R 6
White

R 37
White

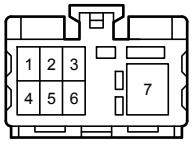

R 43
White

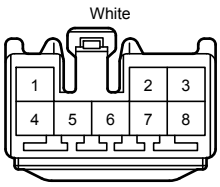

R 48
Black

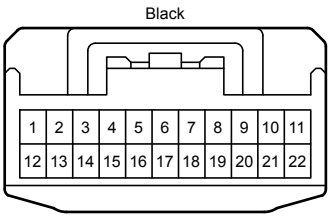

R 65
Dark Gray

R 77
Gray

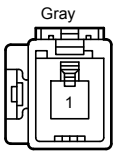

S 6
White

S 36
White

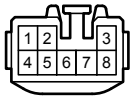

S 43
White

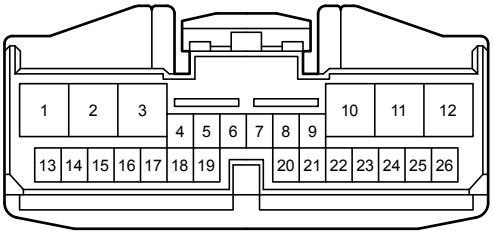

S 54
White

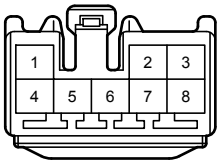

S 55
White

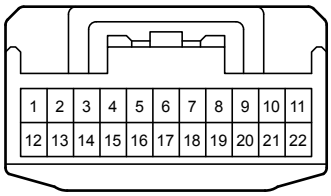

S 59
Black

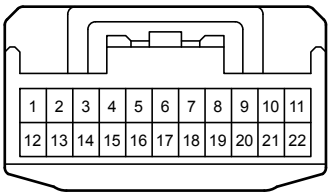

S 60
Black

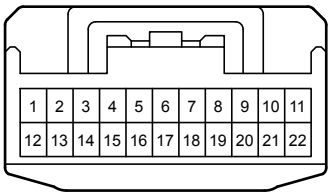

S 62
White

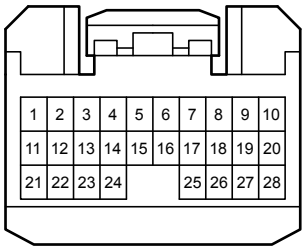

S 63
White

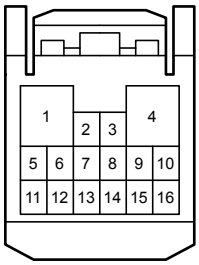

S 64
White

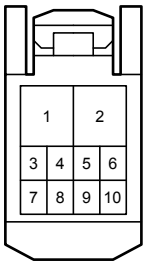

S 92
Gray

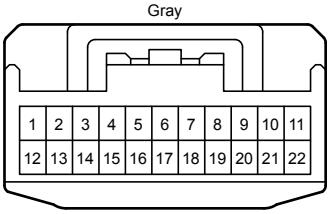

z 6
White

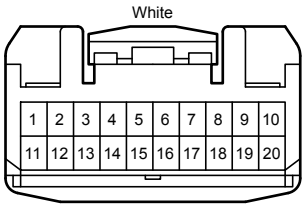

1K

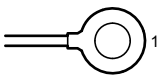

2A
Black

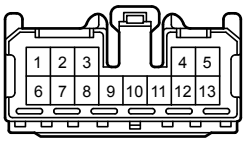

2C
White

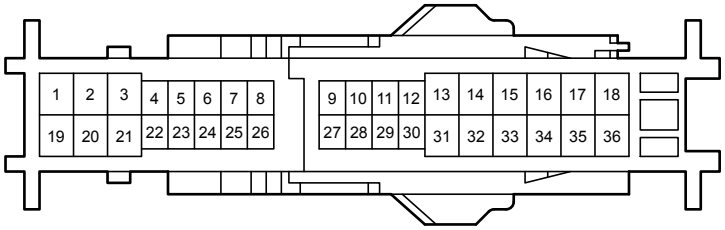

2E
Black

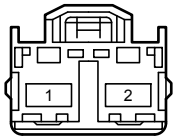

2G
Black

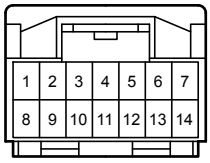

4A
White

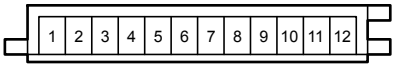

4E
White

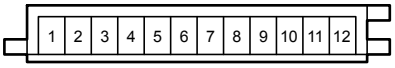

4F
Gray

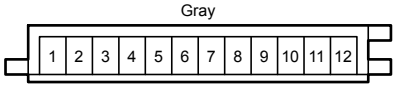

4H
Gray

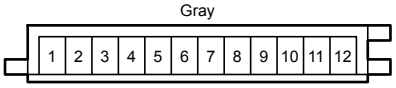

4J
Gray

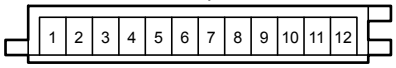

5B
Gray

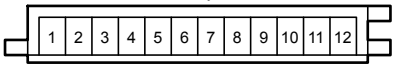

5F
Gray

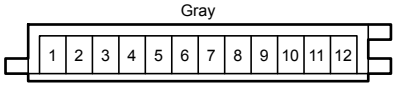

5J
Gray

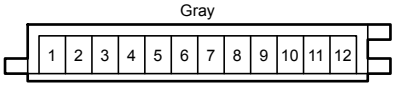

DA
White

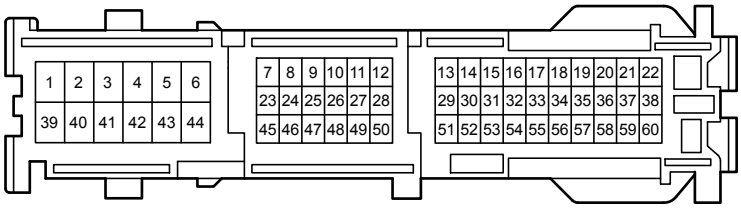

DD
Gray

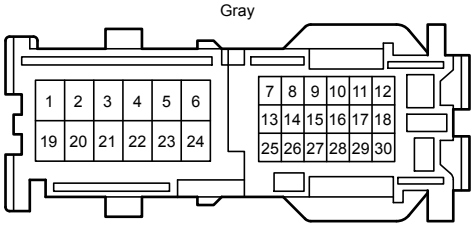

LA
White

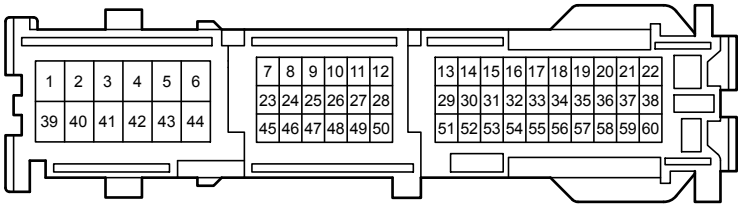

PA
White

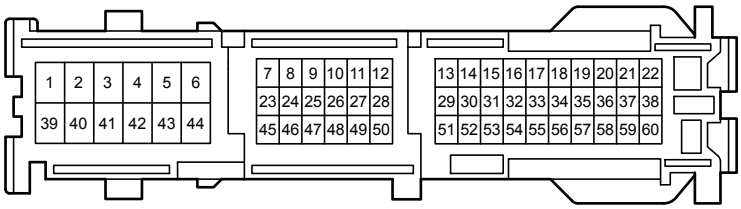

AR1
White

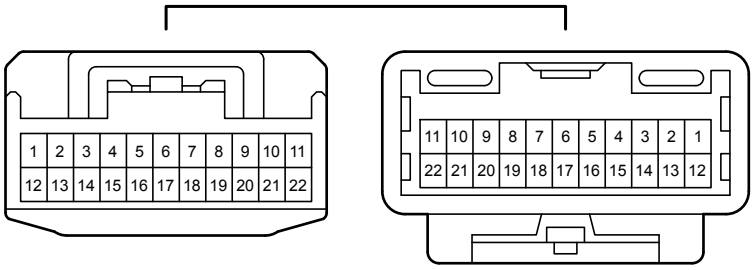

LA3
White

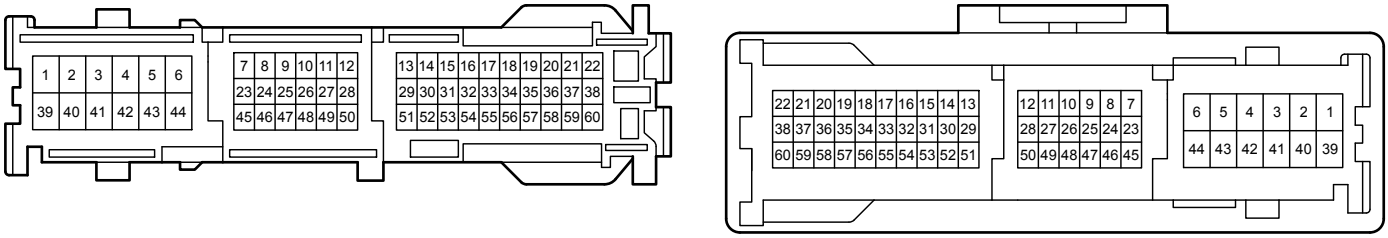

LM1
White

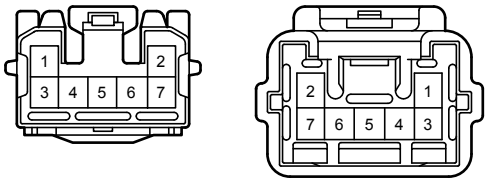

LR1
White

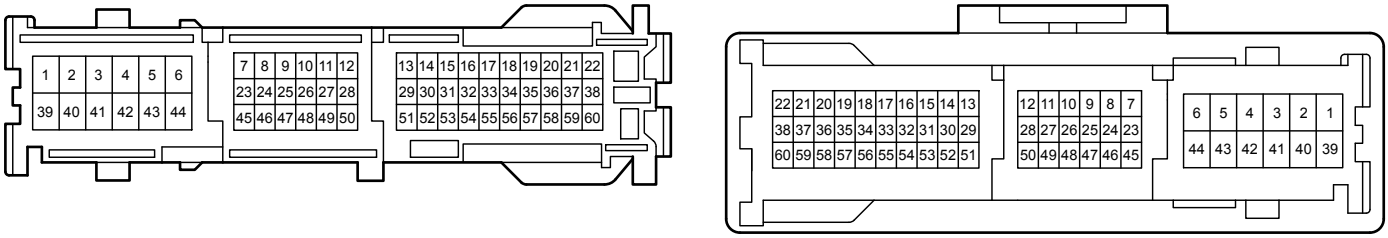

LS1
White

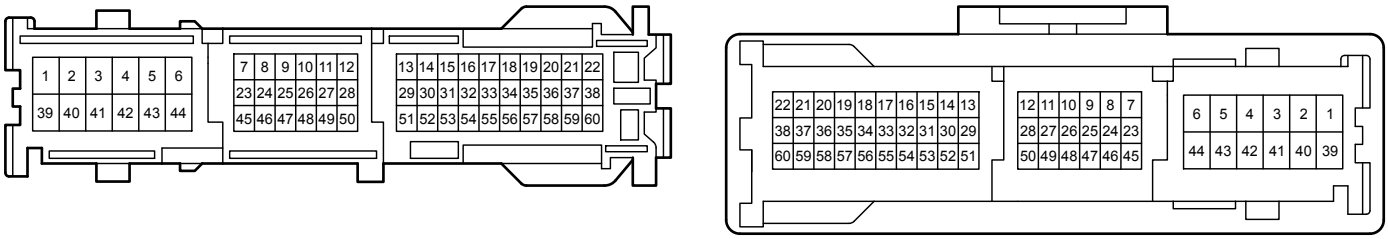

ML1
White

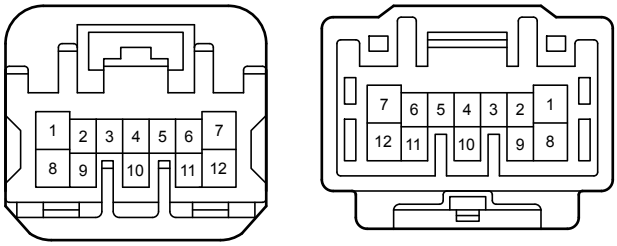
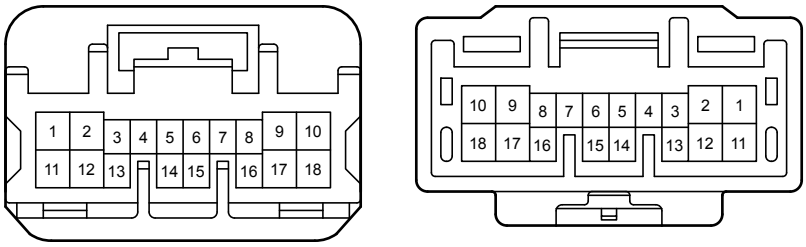
ML2
White