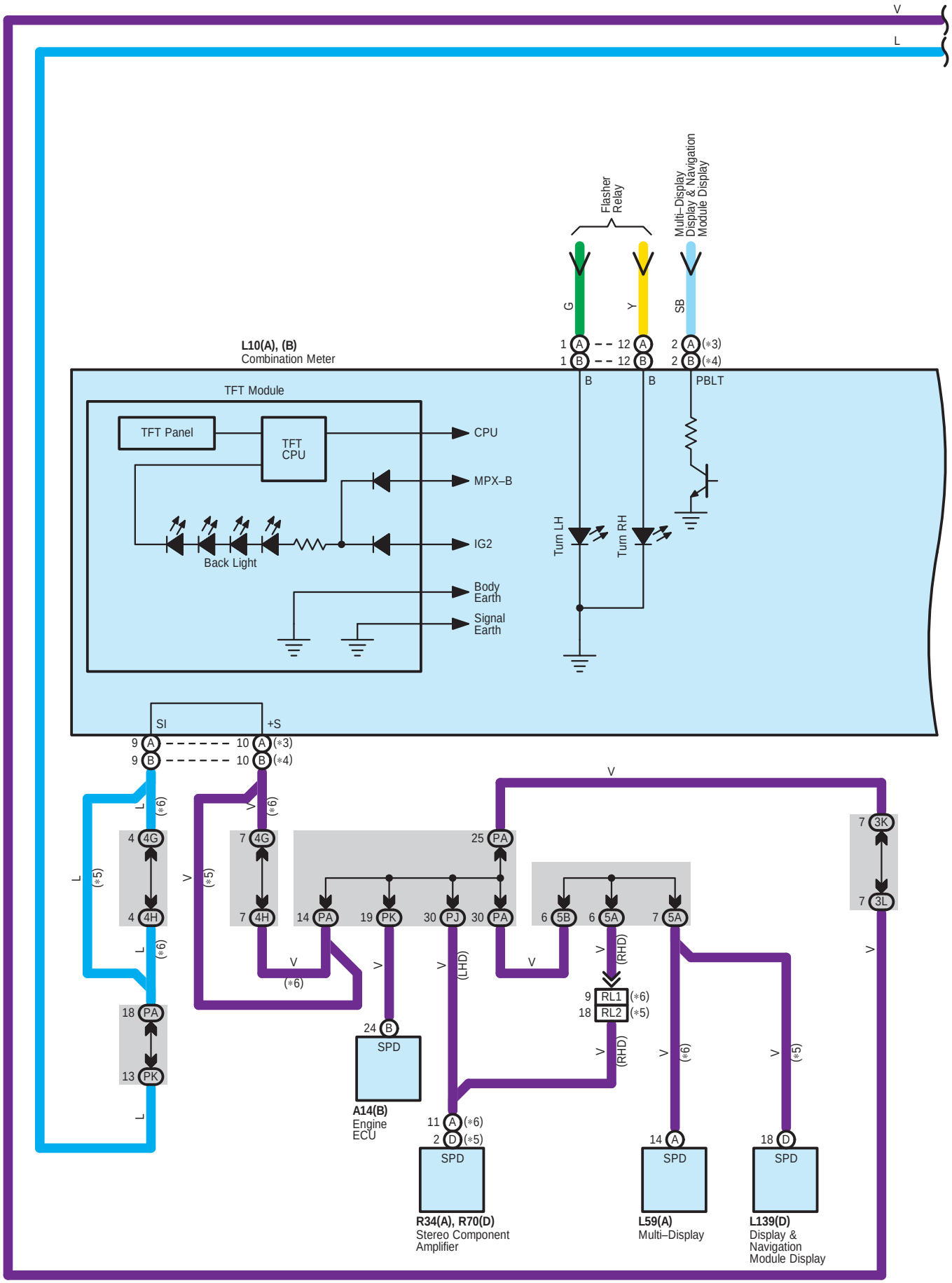
V
L
Flasher Relay
Multi–Display Display & Navigation Module Display
G
Y
SB
L10(A), (B)
Combination Meter
1 A
1 B
12 A
12 B
2 A (*3)
2 B (*4)
B
B
PBLT
TFT Module
TFT Panel
TFT CPU
CPU
MPX–B
IG2
Back Light
Body Earth
Signal Earth
Turn LH
Turn RH
SI
+S
9 A
9 B
10 A (*3)
10 B (*4)
(*6)
(*5)
4 4G
4 4H
7 4G
7 4H
25 PA
14 PA
19 PK
30 PJ
30 PA
6 5B
6 5A
7 5A
7 3K
7 3L
18 PA
13 PK
24 B
SPD
A14(B)
Engine ECU
(LHD)
(RHD)
9 RL1 (*6)
18 RL2 (*5)
11 A (*6)
2 D (*5)
R34(A), R70(D)
Stereo Component Amplifier
14 A
L59(A)
Multi–Display
18 D
L139(D)
Display & Navigation Module Display

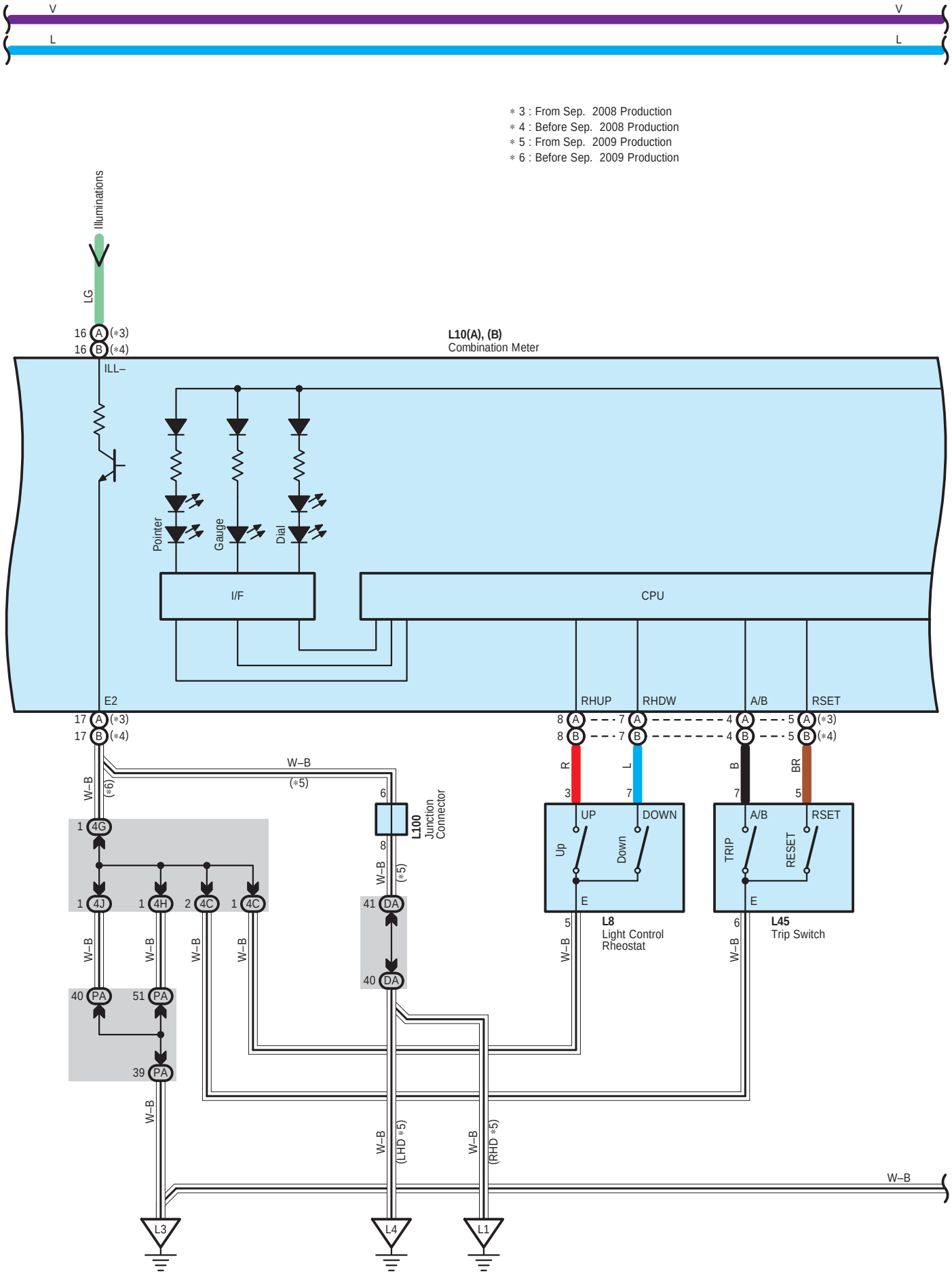
V
V
L
L
∗3 : From Sep. 2008 Production
∗4 : Before Sep. 2008 Production
∗5 : From Sep. 2009 Production
∗6 : Before Sep. 2009 Production
Illuminations
LG
16 A (∗3)
16 B (∗4)
ILL–
L10(A), (B)
Combination Meter
Pointer
Gauge
Dial
I/F
CPU
E2
RHUP
RHDW
A/B
RSET
17 A (∗3)
17 B (∗4)
8 A
8 B
7 A
7 B
4 A
4 B
5 A (∗3)
5 B (∗4)
W–B
(∗6)
W–B
(∗5)
R
L
B
BR
L100
Junction
Connector
UP
DOWN
Up
Down
E
L8
Light Control
Rheostat
A/B
RSET
TRIP
RESET
E
L45
Trip Switch
1 4G
1 4J
1 4H
2 4C
1 4C
41 DA
40 DA
40 PA
51 PA
39 PA
W–B
(LHD ∗5)
W–B
(RHD ∗5)
W–B
L3
L4
L1

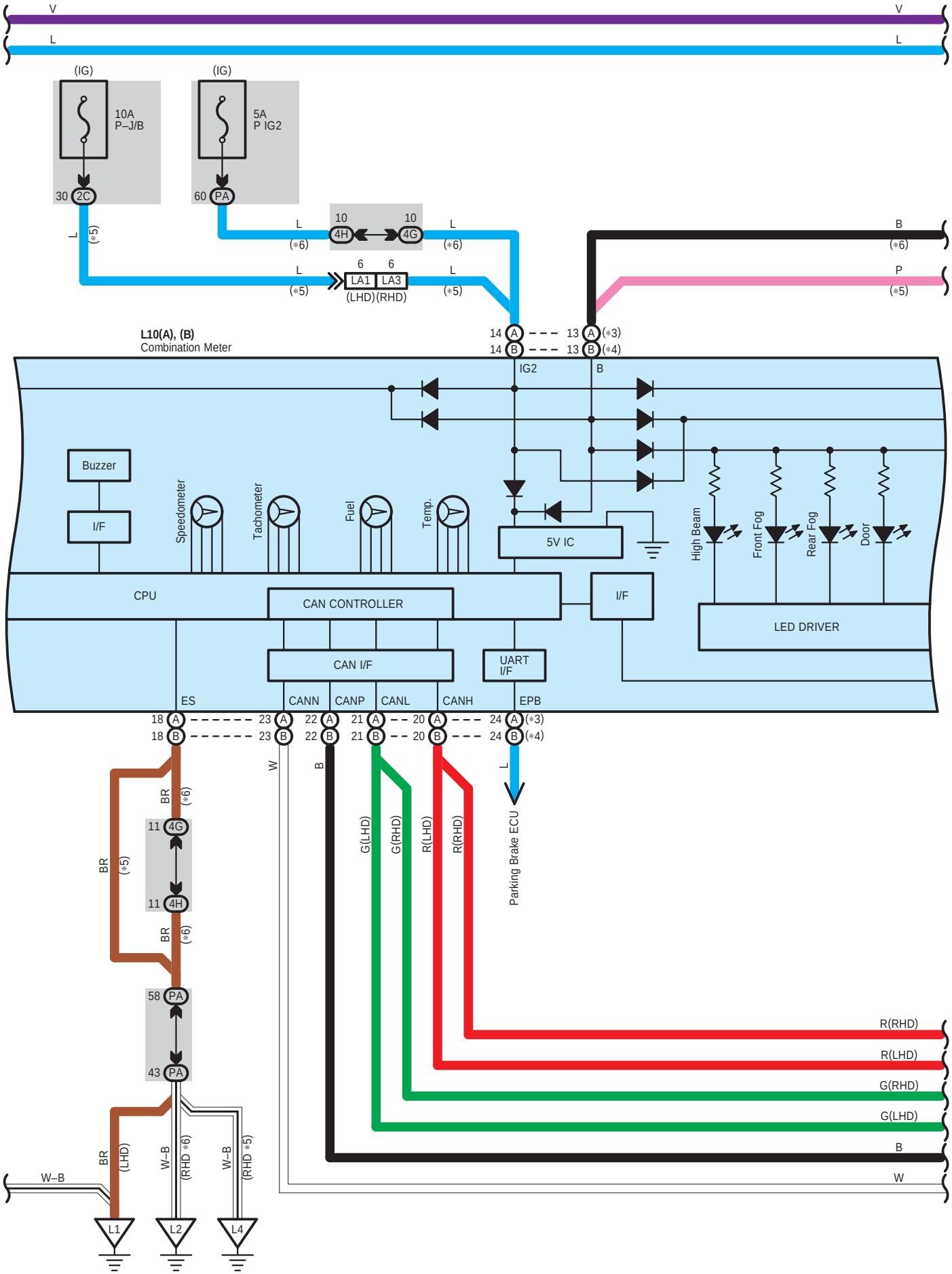
V
L
(IG)
10A
P–J/B
30 2C
(IG)
5A
P IG2
60 PA
L (*5)
L (*6)
10 4H
10 4G
L (*6)
L (*5)
6 LA1
6 LA3
(LHD)(RHD)
L (*5)
B (*6)
P (*5)
L10(A), (B)
Combination Meter
14 A
14 B
13 A (*3)
13 B (*4)
IG2
B
Buzzer
I/F
Speedometer
Tachometer
Fuel
Temp.
5V IC
High Beam
Front Fog
Rear Fog
Door
CPU
CAN CONTROLLER
I/F
LED DRIVER
CAN I/F
UART I/F
ES
CANN
CANP
CANL
CANH
EPB
18 A
18 B
23 A
23 B
22 A
22 B
21 A
21 B
20 A
20 B
24 A (*3)
24 B (*4)
W
B
L
BR (*6)
11 4G
BR (*5)
11 4H
BR (*6)
58 PA
43 PA
G(LHD)
G(RHD)
R(LHD)
R(RHD)
Parking Brake ECU
R(RHD)
R(LHD)
G(RHD)
G(LHD)
B
W
W–B
BR (LHD)
W–B (RHD *6)
W–B (RHD *5)
L1
L2
L4

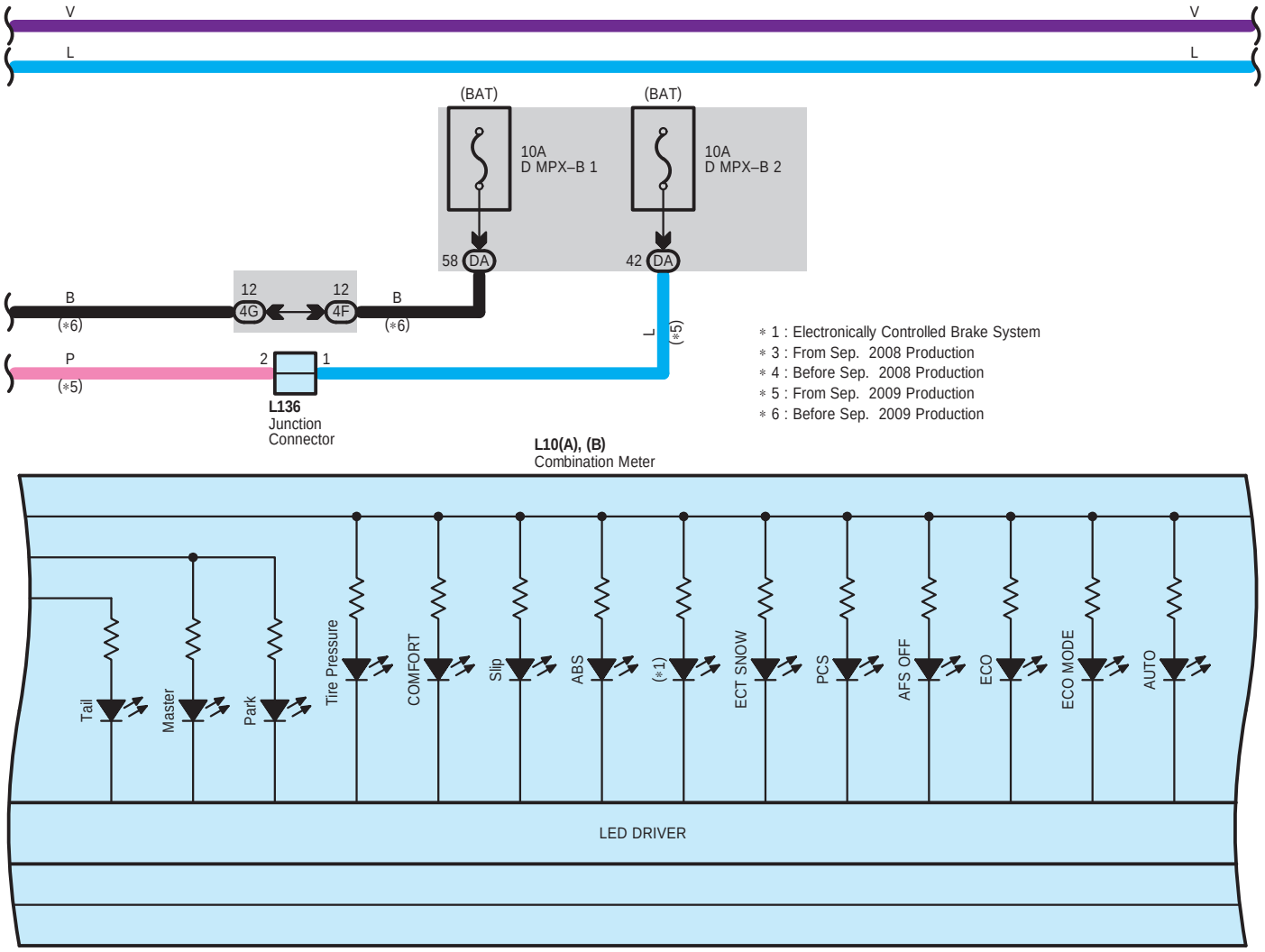
V
V
L
L
(BAT)
(BAT)
10A
D MPX–B 1
10A
D MPX–B 2
58 DA
42 DA
B
(∗6)
12
4G
12
4F
B
(∗6)
L
(∗5)
P
(∗5)
2
1
L136
Junction
Connector
∗ 1 : Electronically Controlled Brake System
∗ 3 : From Sep. 2008 Production
∗ 4 : Before Sep. 2008 Production
∗ 5 : From Sep. 2009 Production
∗ 6 : Before Sep. 2009 Production
L10(A), (B)
Combination Meter
Tail
Master
Park
Tire Pressure
COMFORT
Slip
ABS
(∗1)
ECT SNOW
PCS
AFS OFF
ECO
ECO MODE
AUTO
LED DRIVER

R(RHD)
R(RHD)
R(LHD)
R(LHD)
G(RHD)
G(RHD)
G(LHD)
G(LHD)
B
B
W
W

∗ 2 : 1UR–FSE
∗ 3 : From Sep. 2008 Production
∗ 4 : Before Sep. 2008 Production
∗ 5 : From Sep. 2009 Production
∗ 6 : Before Sep. 2009 Production
∗ 7 : RHD From Sep. 2009 Production
∗ 8 : RHD Before Sep. 2009 Production

L10(A), (B)
Combination Meter

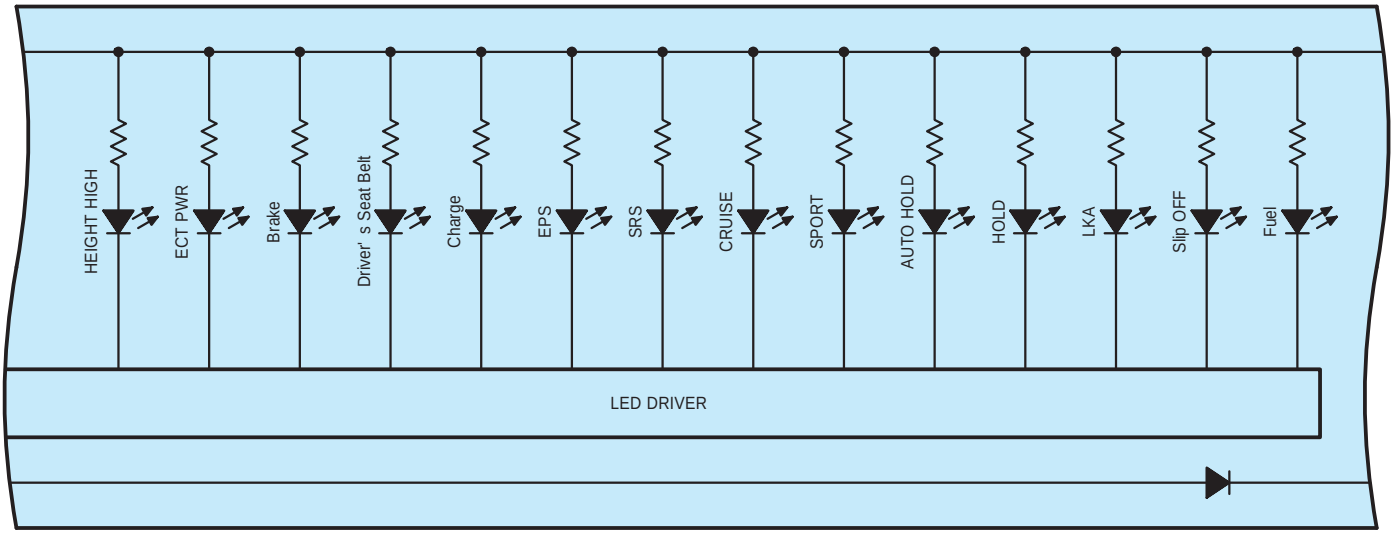

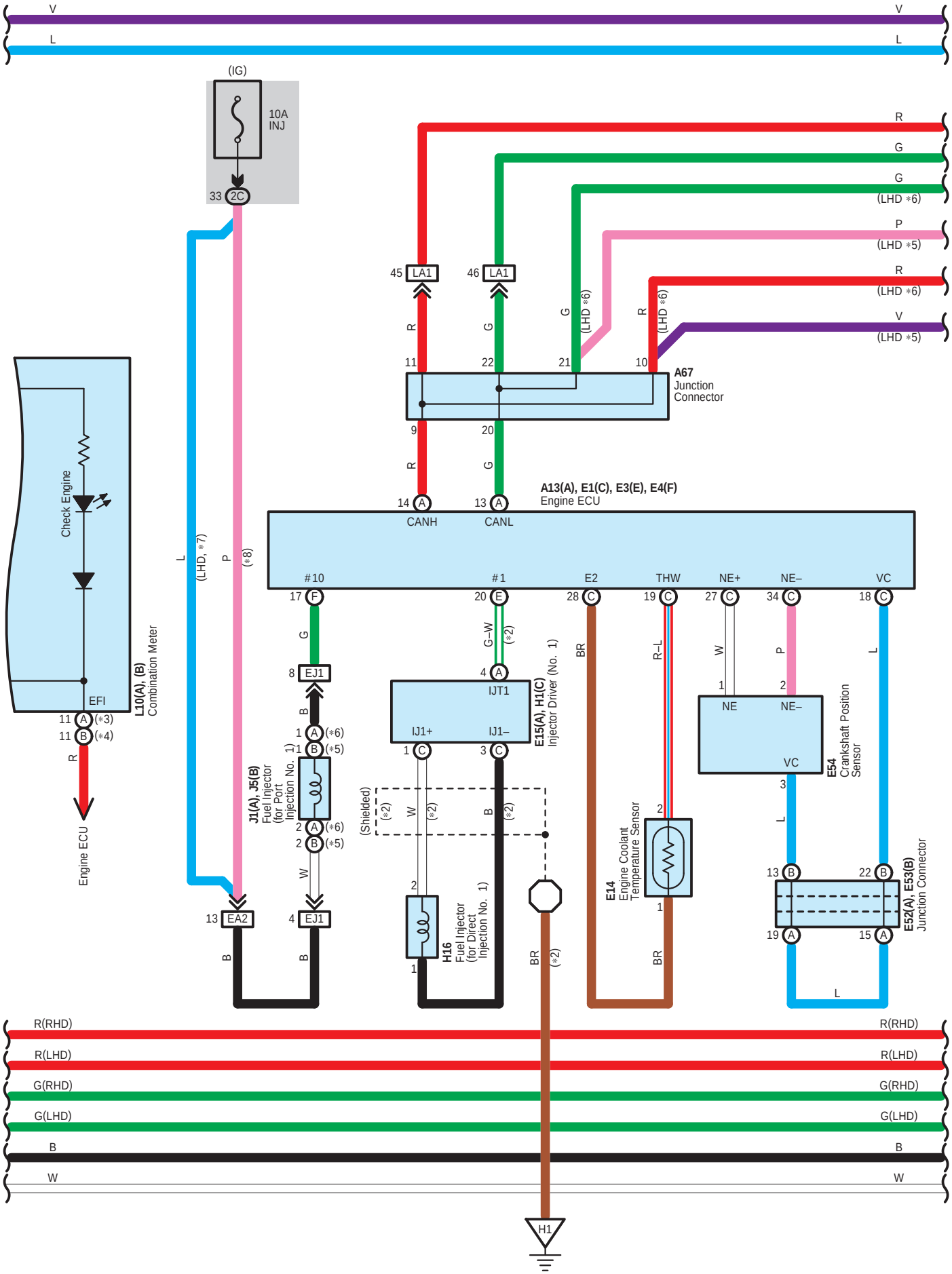
V
L
(IG)
10A
INJ
33 2C
R
G
G
(LHD *6)
P
(LHD *5)
R
(LHD *6)
V
(LHD *5)
45 LA1
46 LA1
11
22
21
10
A67
Junction
Connector
9
20
14 A
13 A
CANH
CANL
A13(A), E1(C), E3(E), E4(F)
Engine ECU
#10
#1
E2
THW
NE+
NE–
VC
17 F
20 E
28 C
19 C
27 C
34 C
18 C
G–W
(*2)
8 EJ1
4 A
IJT1
IJ1+
IJ1–
1 C
3 C
E15(A), H1(C)
Injector Driver (No. 1)
1 A (*6)
1 B (*5)
2 A (*6)
2 B (*5)
J1(A), J5(B)
Fuel Injector
(for Port
Injection No. 1)
(Shielded)
(*2)
H16
Fuel Injector
(for Direct
Injection No. 1)
13 EA2
4 EJ1
Check Engine
EFI
11 A (*3)
11 B (*4)
L10(A), (B)
Combination Meter
Engine ECU
(LHD, *7)
(*8)
NE
NE–
VC
E54
Crankshaft Position
Sensor
E14
Engine Coolant
Temperature Sensor
13 B
22 B
19 A
15 A
E52(A), E53(B)
Junction Connector
R(RHD)
R(LHD)
G(RHD)
G(LHD)
B
W
H1

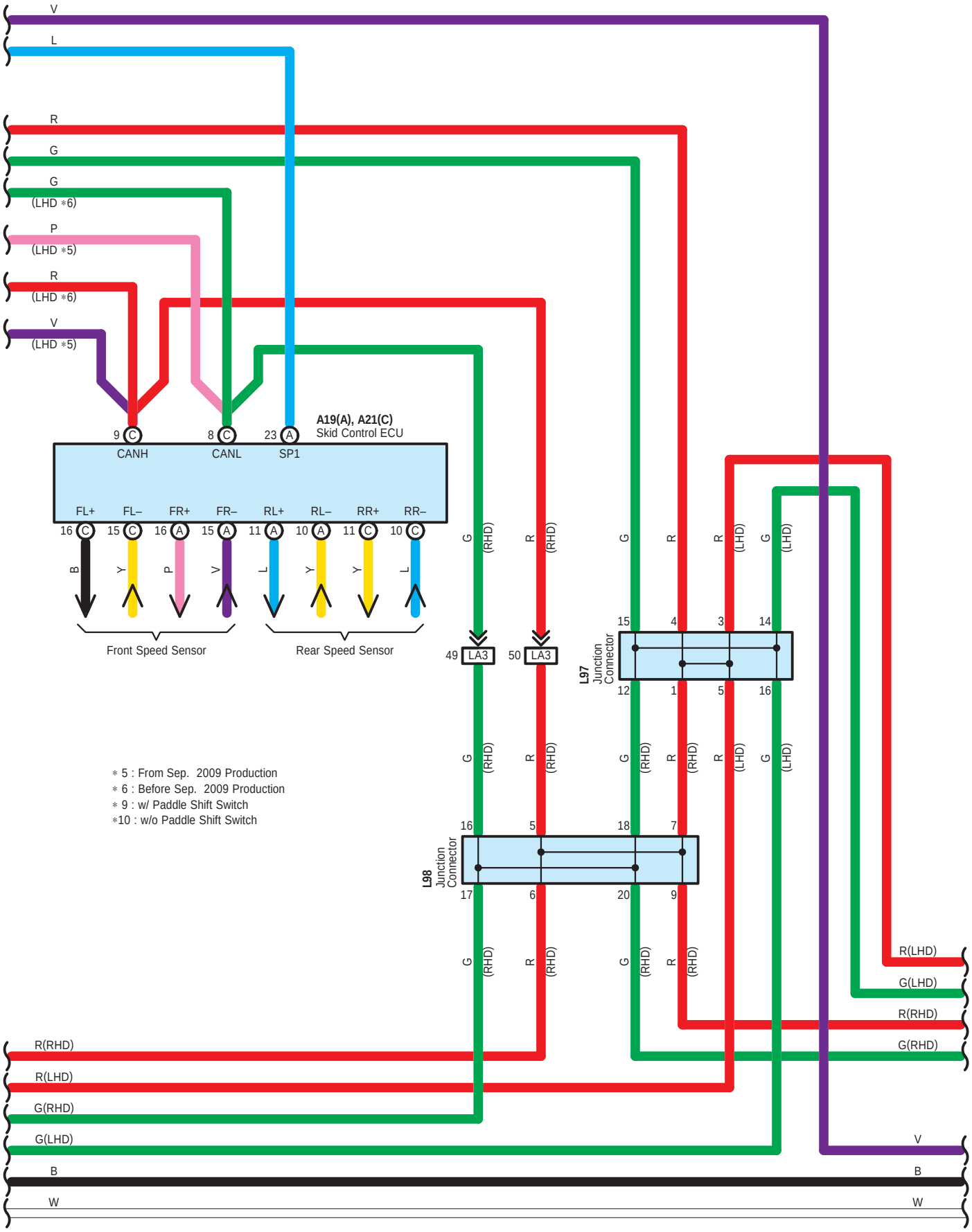
V
L
R
G
G
(LHD ∗6)
P
(LHD ∗5)
R
(LHD ∗6)
V
(LHD ∗5)
A19(A), A21(C)
Skid Control ECU
9 C
CANH
8 C
CANL
23 A
SP1
FL+
FL–
FR+
FR–
RL+
RL–
RR+
RR–
16 C
15 C
16 A
15 A
11 A
10 A
11 C
10 C
B
Y
P
V
L
Y
Y
L
Front Speed Sensor
Rear Speed Sensor
49 LA3
50 LA3
L97
Junction
Connector
15
4
3
14
12
1
5
16
L98
Junction
Connector
16
5
18
7
17
6
20
9
G (RHD)
R (RHD)
G
R
R (LHD)
G (LHD)
∗ 5 : From Sep. 2009 Production
∗ 6 : Before Sep. 2009 Production
∗ 9 : w/ Paddle Shift Switch
∗10 : w/o Paddle Shift Switch
R(LHD)
G(LHD)
R(RHD)
G(RHD)
R(RHD)
R(LHD)
G(RHD)
G(LHD)
V
B
B
W
W

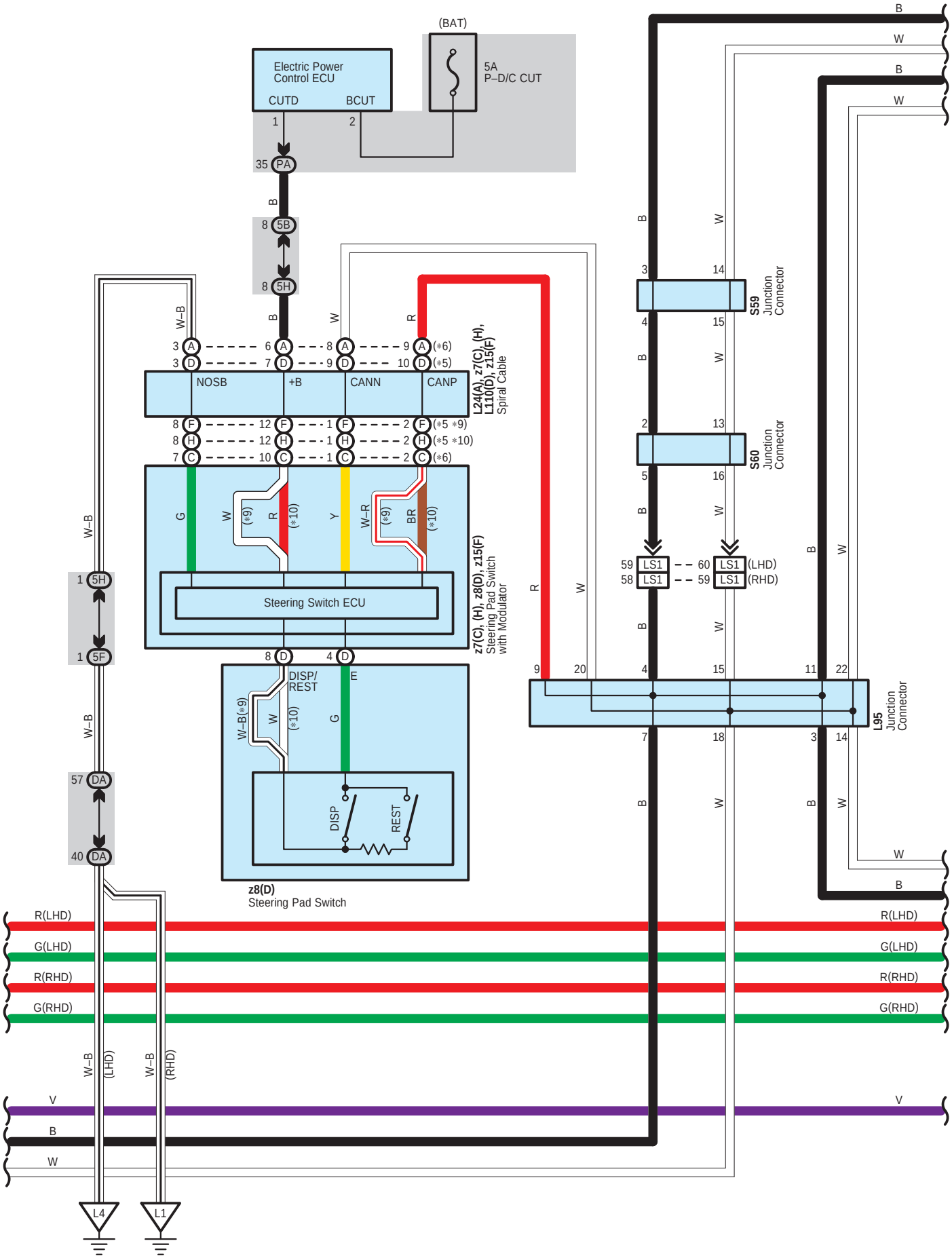
(BAT)
Electric Power Control ECU
CUTD
BCUT
5A P–D/C CUT
35 PA
8 5B
8 5H
NOSB
+B
CANN
CANP
L24(A), z7(C), (H), L110(D), z15(F) Spiral Cable
Steering Switch ECU
z7(C), (H), z8(D), z15(F) Steering Pad Switch with Modulator
DISP/ REST
DISP
REST
z8(D) Steering Pad Switch
1 5H
1 5F
57 DA
40 DA
S59 Junction Connector
S60 Junction Connector
L95 Junction Connector
LS1 (LHD)
LS1 (RHD)
R(LHD)
G(LHD)
R(RHD)
G(RHD)
V
B
W
L4
L1

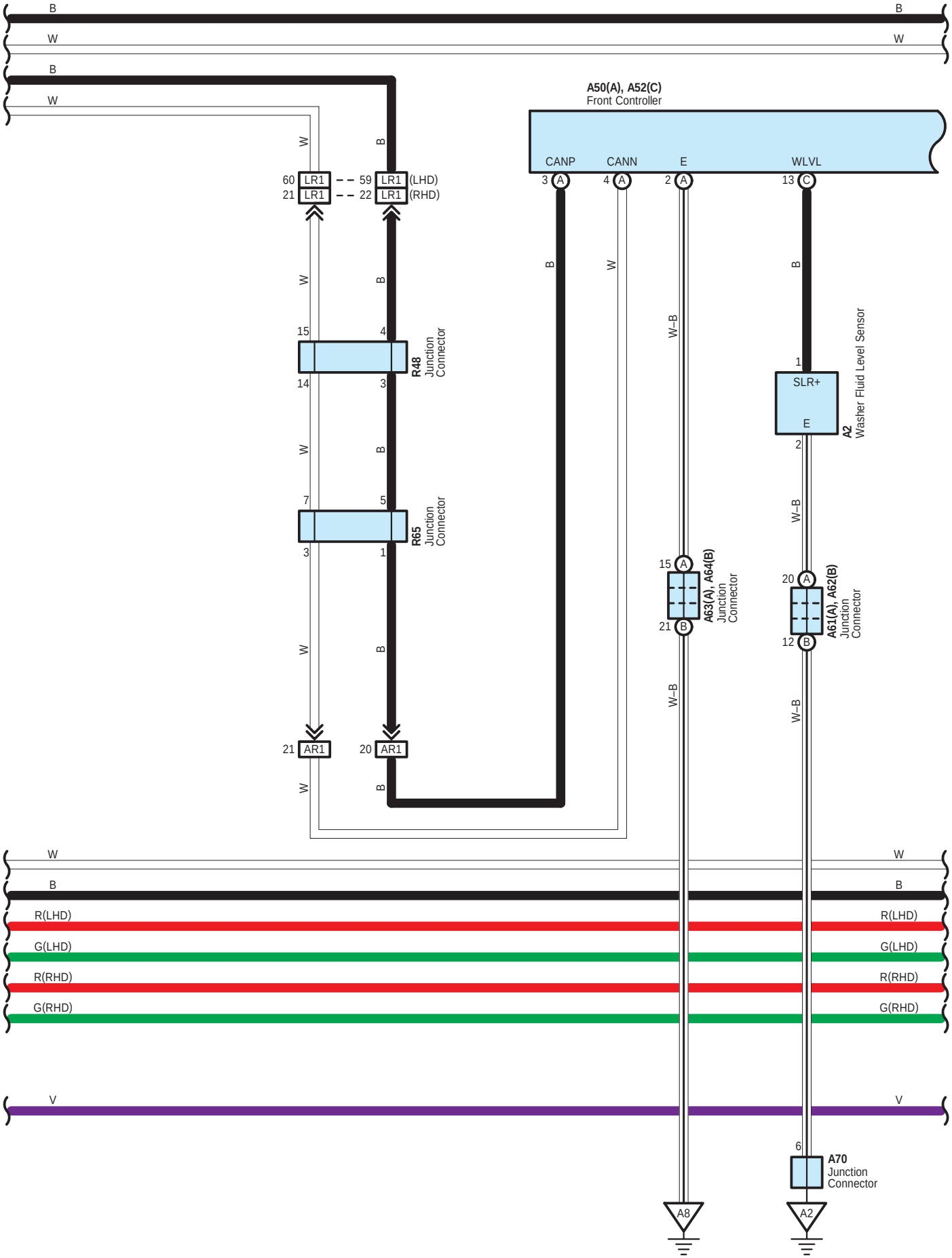
B
W
A50(A), A52(C)
Front Controller
CANP
CANN
E
WLVL
3 A
4 A
2 A
13 C
60 LR1
21 LR1
59 LR1 (LHD)
22 LR1 (RHD)
15
4
14
3
R48 Junction Connector
7
5
3
1
R65 Junction Connector
21 AR1
20 AR1
W–B
1
SLR+
E
2
A2 Washer Fluid Level Sensor
15 A
21 B
A63(A), A64(B) Junction Connector
20 A
12 B
A61(A), A62(B) Junction Connector
R(LHD)
G(LHD)
R(RHD)
G(RHD)
V
6
A70 Junction Connector
A8
A2

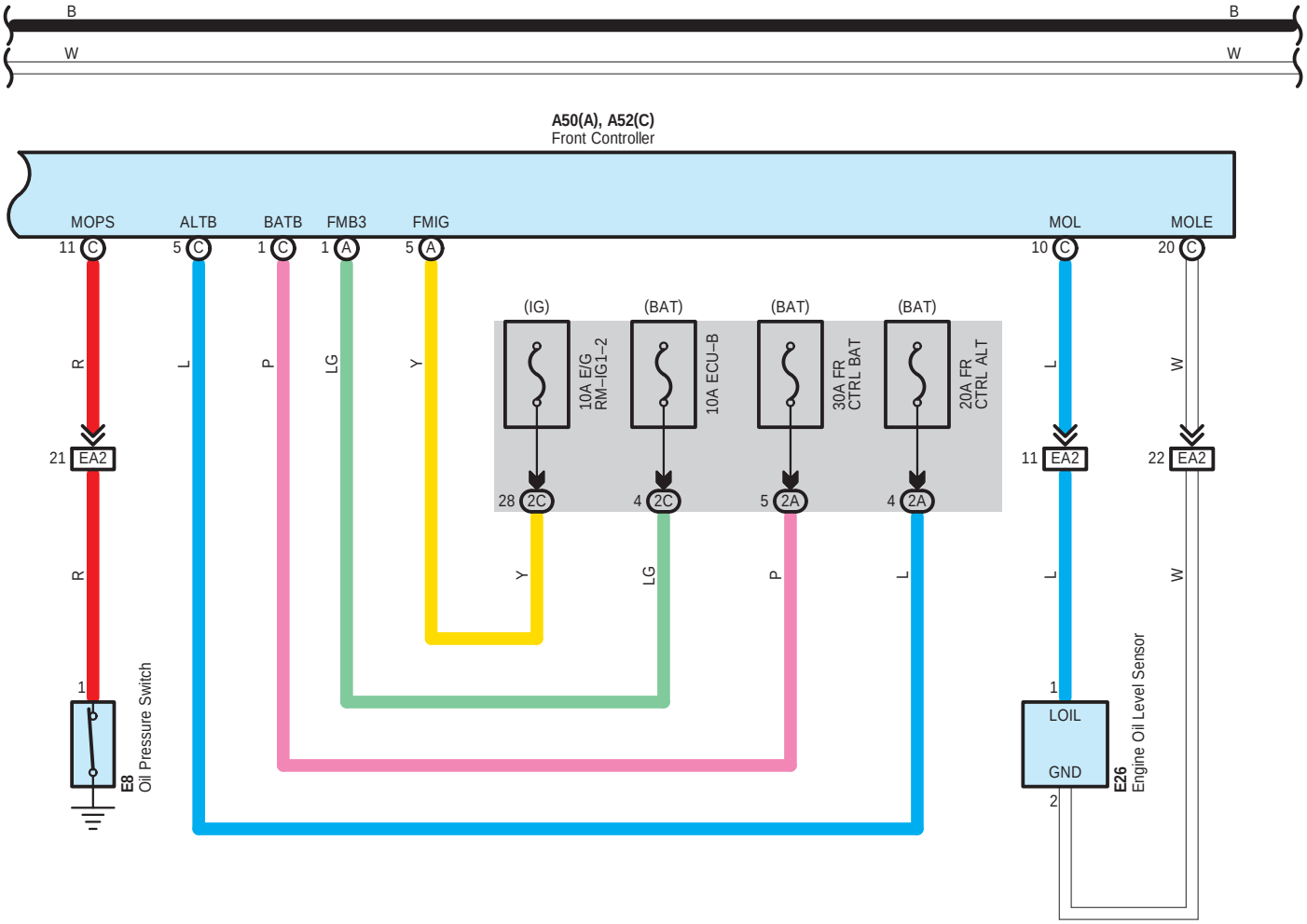
B
W
A50(A), A52(C)
Front Controller
MOPS
ALTB
BATB
FMB3
FMIG
MOL
MOLE
11 C
5 C
1 C
1 A
5 A
10 C
20 C
(IG)
(BAT)
(BAT)
(BAT)
10A E/G RM–IG1–2
10A ECU–B
30A FR CTRL BAT
20A FR CTRL ALT
28 2C
4 2C
5 2A
4 2A
R
L
P
LG
Y
21 EA2
11 EA2
22 EA2
1
E8
Oil Pressure Switch
LOIL
GND
2
E26
Engine Oil Level Sensor
R(LHD)
G(LHD)
R(RHD)
G(RHD)
V

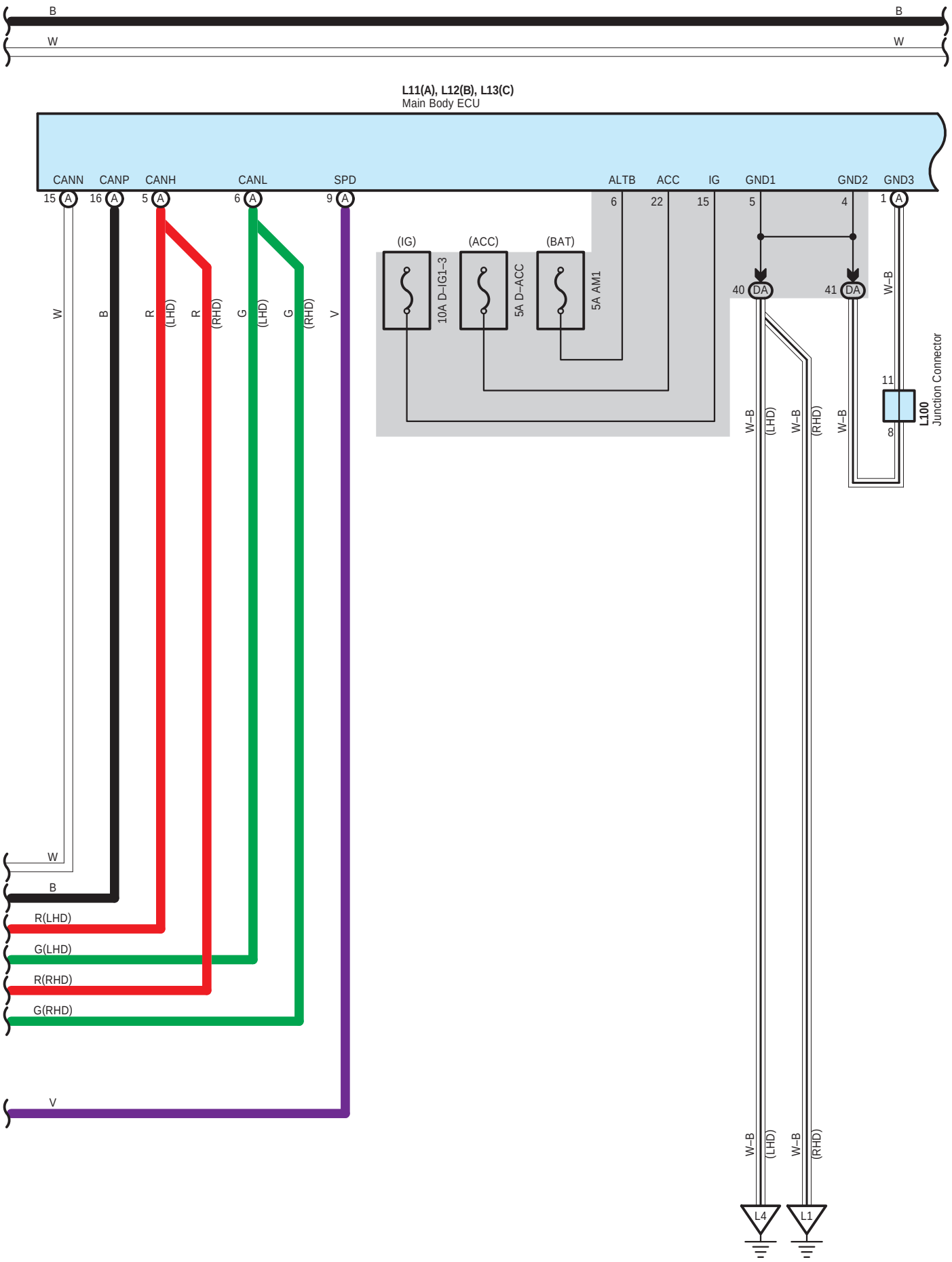
B
W
L11(A), L12(B), L13(C)
Main Body ECU
CANN
CANP
CANH
CANL
SPD
ALTB
ACC
IG
GND1
GND2
GND3
15 A
16 A
5 A
6 A
9 A
6
22
15
5
4
1 A
(IG)
(ACC)
(BAT)
10A D–IG1–3
5A D–ACC
5A AM1
40 DA
41 DA
W–B
11
8
L100
Junction Connector
W
B
R (LHD)
R (RHD)
G (LHD)
G (RHD)
V
R(LHD)
G(LHD)
R(RHD)
G(RHD)
W–B (LHD)
W–B (RHD)
L4
L1

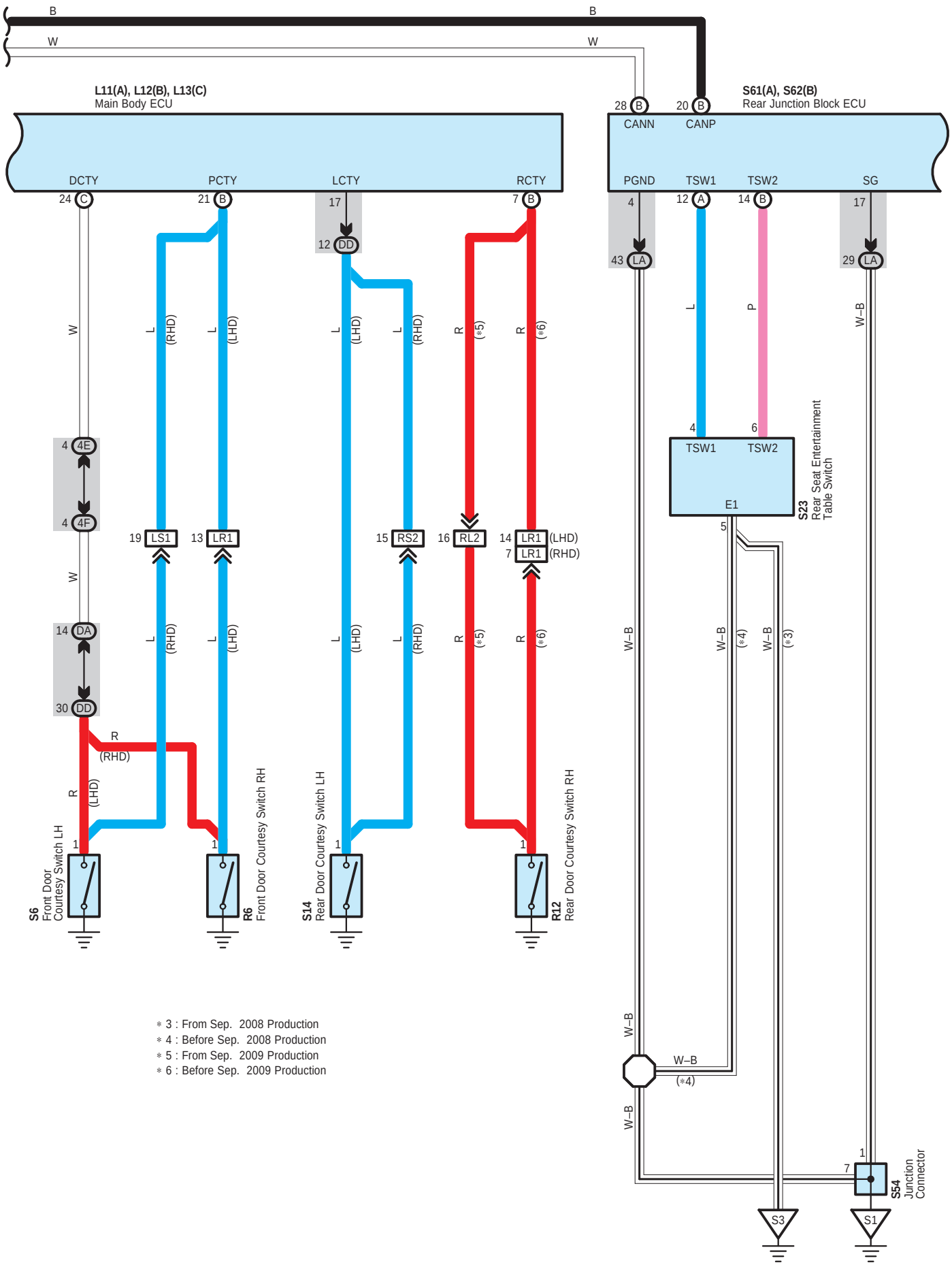

* 3 : From Sep. 2008 Production
* 4 : Before Sep. 2008 Production
* 5 : From Sep. 2009 Production
* 6 : Before Sep. 2009 Production

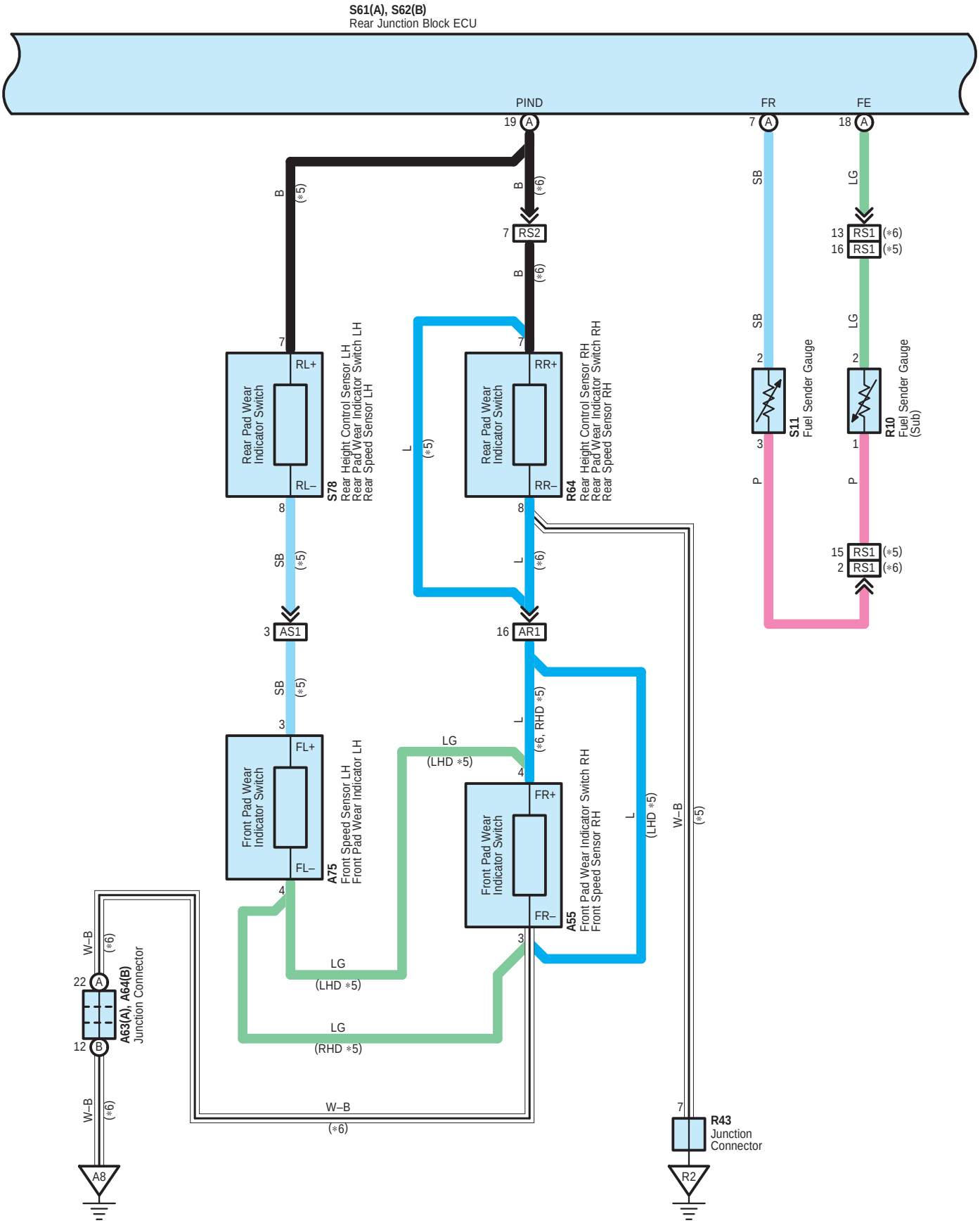
S61(A), S62(B)
Rear Junction Block ECU
PIND
FR
FE
19 A
7 A
18 A
B
(*5)
B
(*6)
7 RS2
B
(*6)
SB
LG
13 RS1 (*6)
16 RS1 (*5)
7
RL+
Rear Pad Wear Indicator Switch
RL–
8
S78
Rear Height Control Sensor LH
Rear Pad Wear Indicator Switch LH
Rear Speed Sensor LH
L
(*5)
7
RR+
Rear Pad Wear Indicator Switch
RR–
8
R64
Rear Height Control Sensor RH
Rear Pad Wear Indicator Switch RH
Rear Speed Sensor RH
SB
2
3
S11
Fuel Sender Gauge
LG
2
1
R10
Fuel Sender Gauge
(Sub)
P
P
SB
(*5)
L
(*6)
15 RS1 (*5)
2 RS1 (*6)
3 AS1
16 AR1
SB
(*5)
3
FL+
Front Pad Wear Indicator Switch
FL–
4
A75
Front Speed Sensor LH
Front Pad Wear Indicator LH
LG
(LHD *5)
L
(*6, RHD *5)
4
FR+
Front Pad Wear Indicator Switch
FR–
3
A55
Front Pad Wear Indicator Switch RH
Front Speed Sensor RH
L
(LHD *5)
W–B
(*5)
W–B
(*6)
22 A
12 B
A63(A), A64(B)
Junction Connector
LG
(LHD *5)
LG
(RHD *5)
W–B
(*6)
W–B
(*6)
7
R43
Junction
Connector
A8
R2

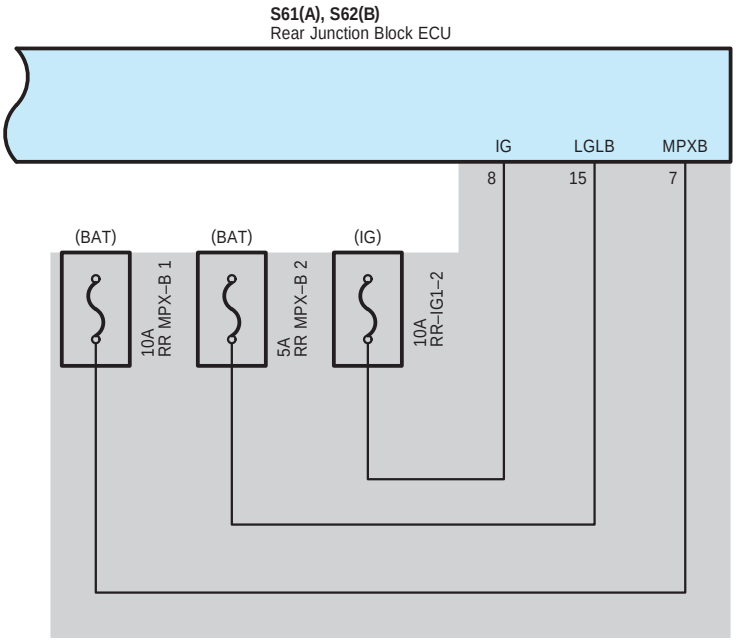

∗ 5 : From Sep. 2009 Production
∗ 6 : Before Sep. 2009 Production

A 2
Black

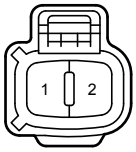

A 13
White

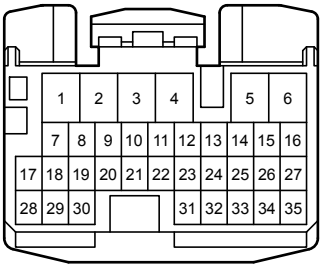

A 14
White

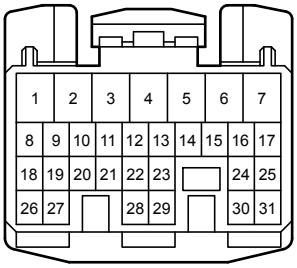

A 19
Black

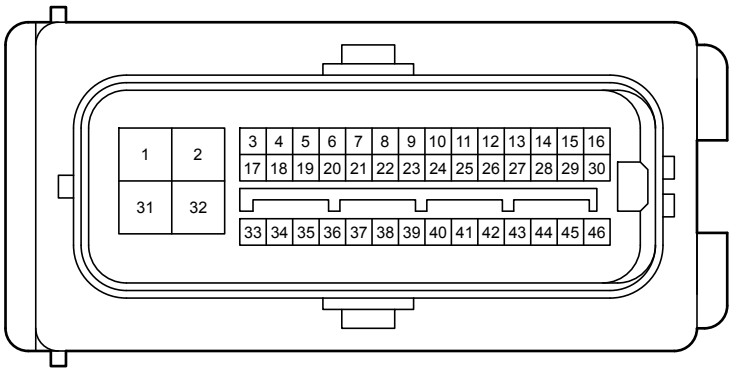

A 21
Gray

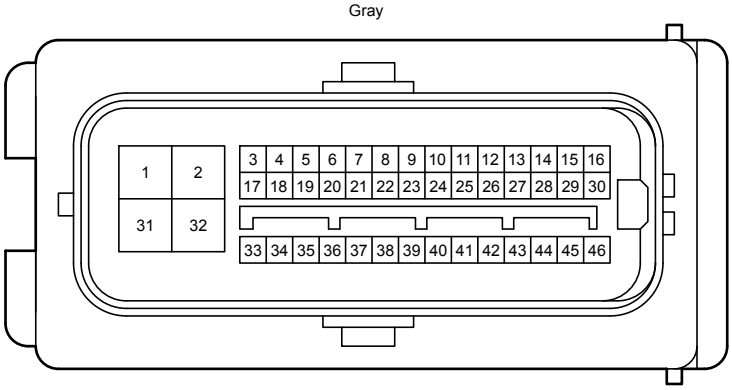

A 50
White

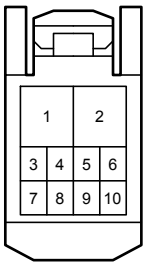

A 52
White

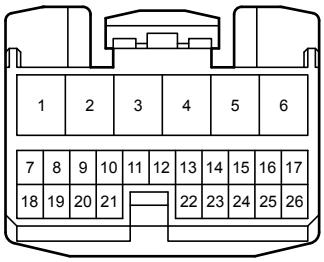

A 55
Gray

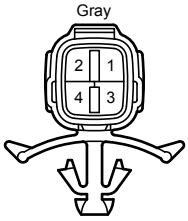

A 61
Black

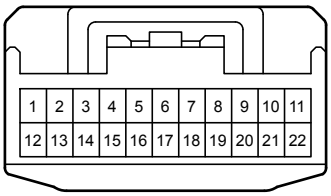

A 62
Blue

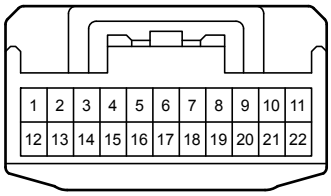

A 63
Black

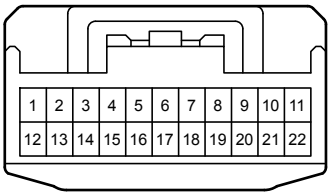

A 64
Black

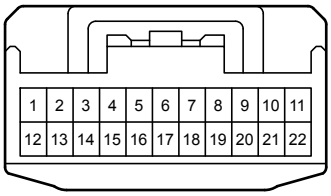

A 67
Black

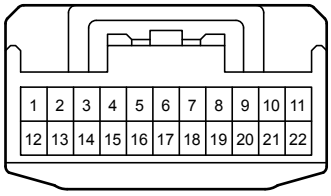

A 70
Gray



A 75
Black

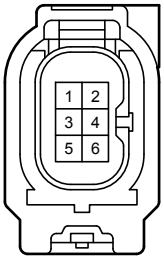

E 1
White

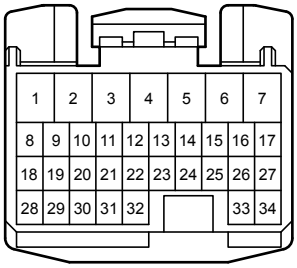

E 3
White



E 4
White

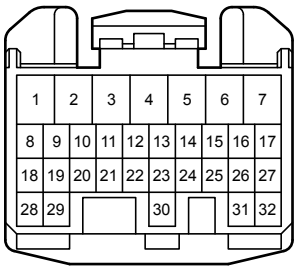

E 8
Gray

E 14
Dark Gray

E 15
Gray

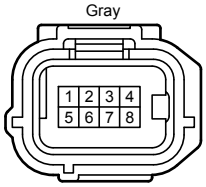

E 26
Gray

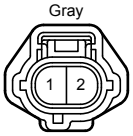

E 52
Black

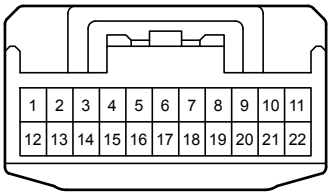

E 53
Black

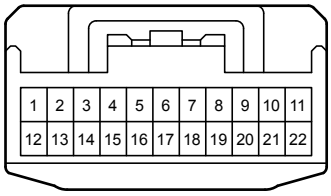

E 54
Black

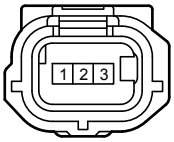

H 1
Gray

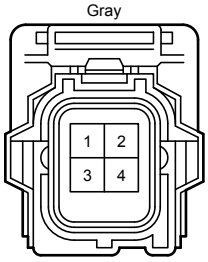

H 16
Black

J 1
Black

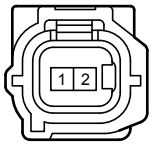

J 5
Black



L 8
White

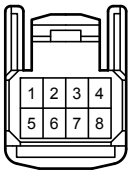

L 10
White

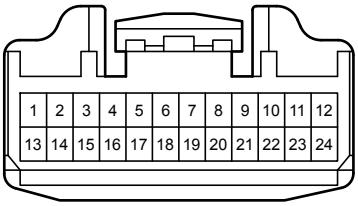

(Before Sep. 2008 Production)

L 10
Black

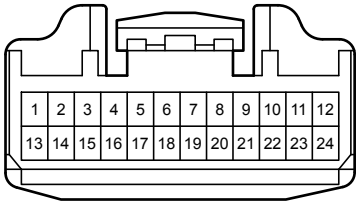

(From Sep. 2008 Production)

L 11
White

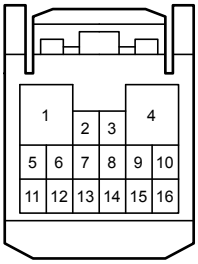

L 12
White

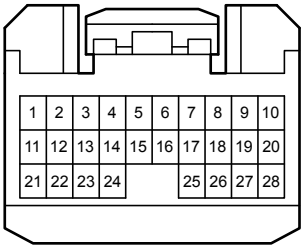

L 13
White

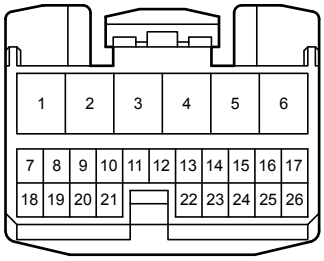

L 24
Black

L 45
Black



L 59
White

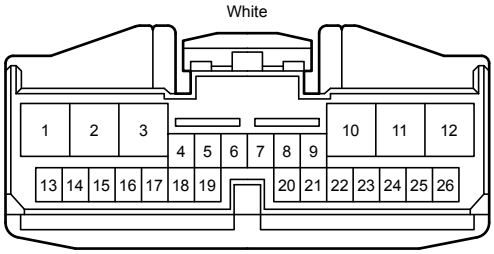

L 95
Gray

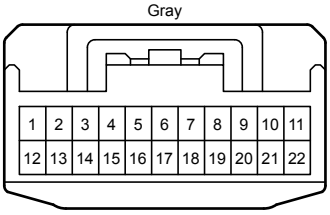

L 97
Black

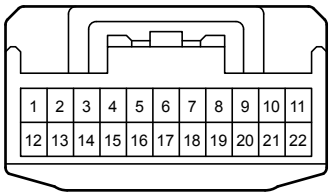

L 98
Gray

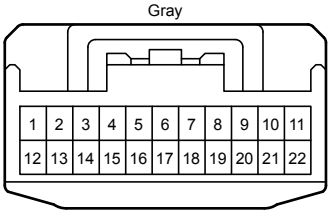

L100
Blue

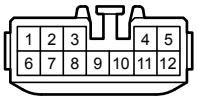

L110
Black

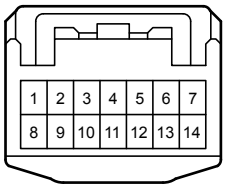

L136
Black

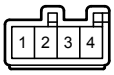

L139
White

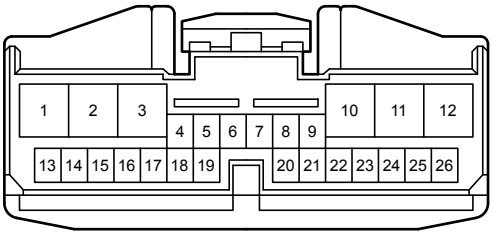

R 6
White

R 10
White



R 12
White

R 34
White

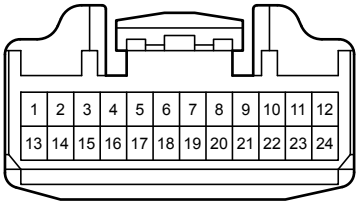

R 43
White

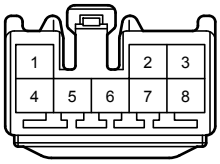

R 48
Black

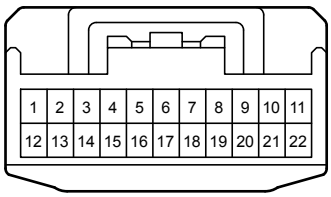

R 64
White

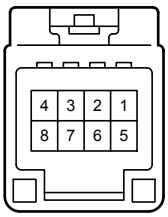

R 65
Dark Gray

R 70
White



S 6
White

S 11
White

S 14
White

S 23
White

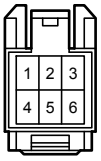

S 54
White

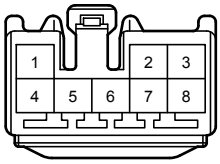

S 59
Black

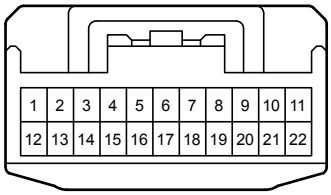

S 60
Black

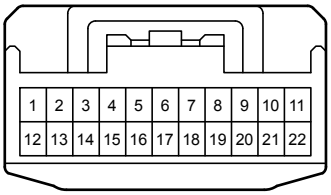

S 61
White

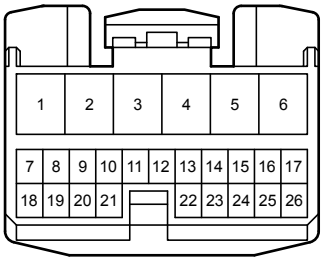

S 62
White

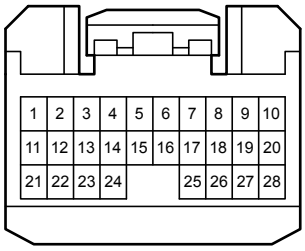

S 78
White

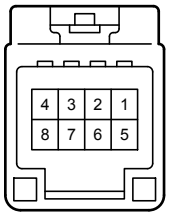

z 7
Black

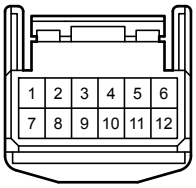

(From Sep. 2009 Production)

z 7
White

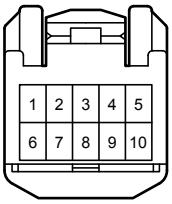

(Before Sep. 2009 Production)

z 8
Blue

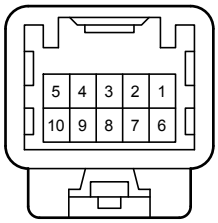

z 15
Black

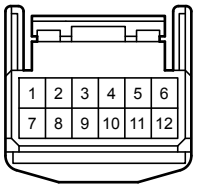

2A
Black

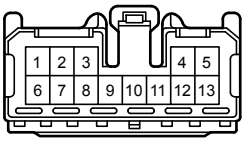

2C
White

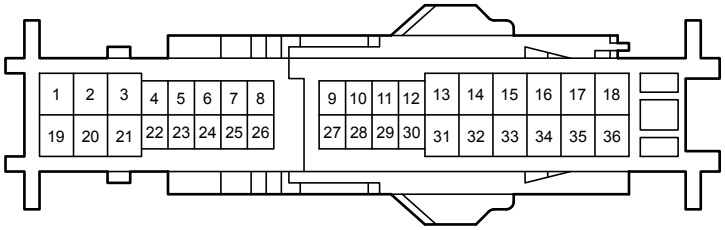

3K
White

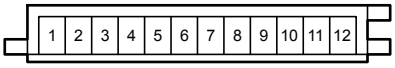

3L
Gray

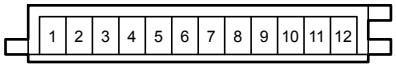

4C
White

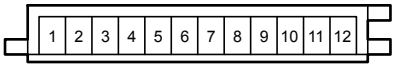

4E
White

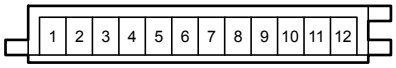

4F
Gray

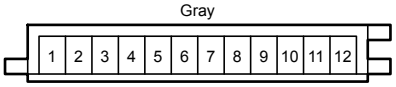

4G
White

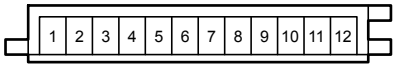

4H
Gray

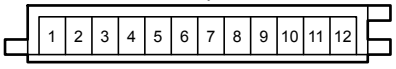

4J
Gray

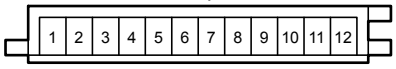

5A
White

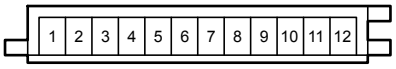

5B
Gray

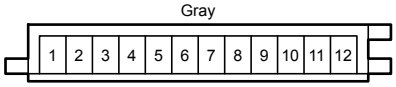

5F
Gray

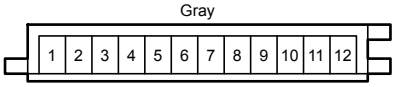

5H
Gray

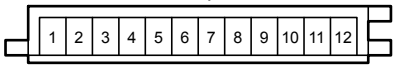

DA
White

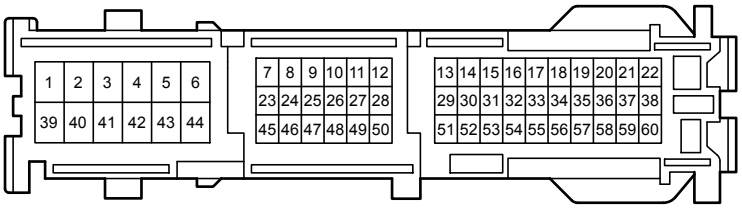

DD
Gray

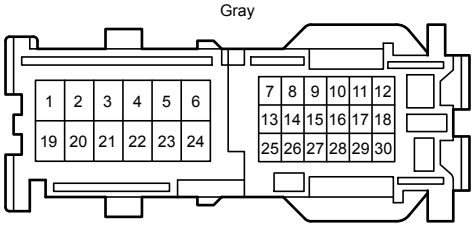

LA
White

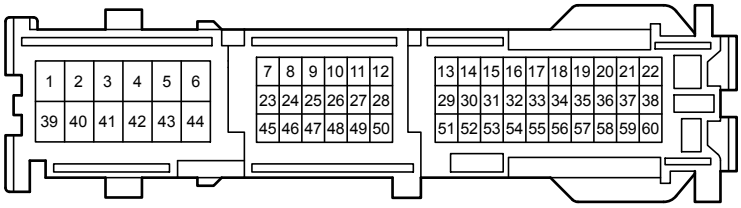

PA
White

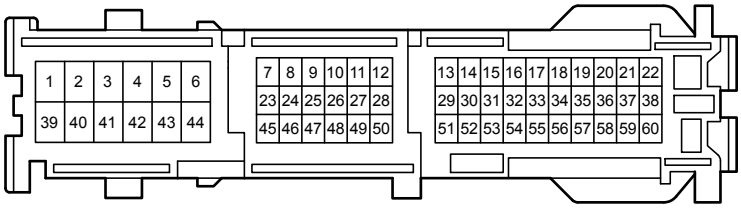

PJ
Gray

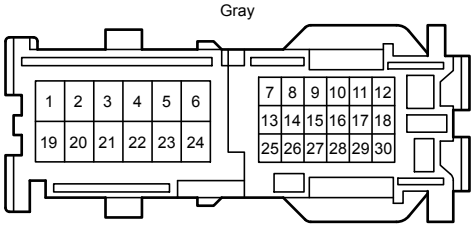

PK
Gray

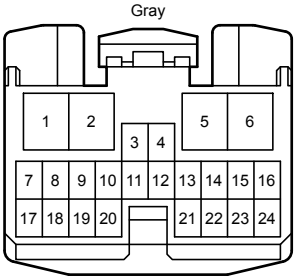

AR1
White

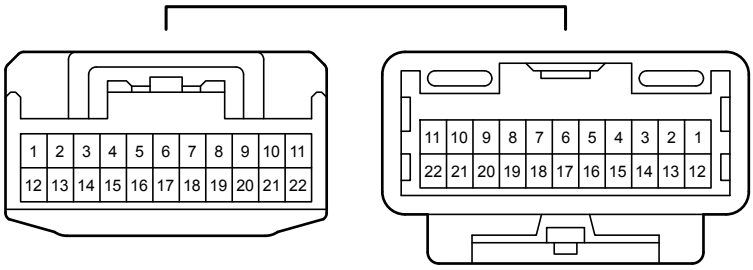

AS1
White

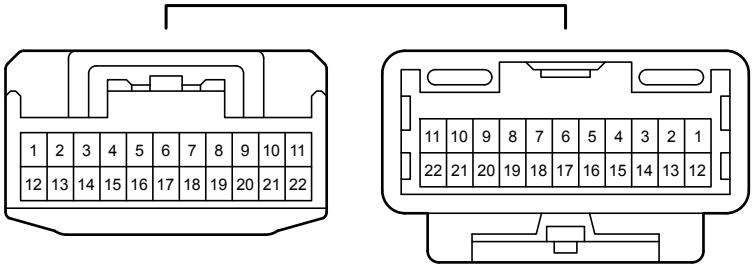

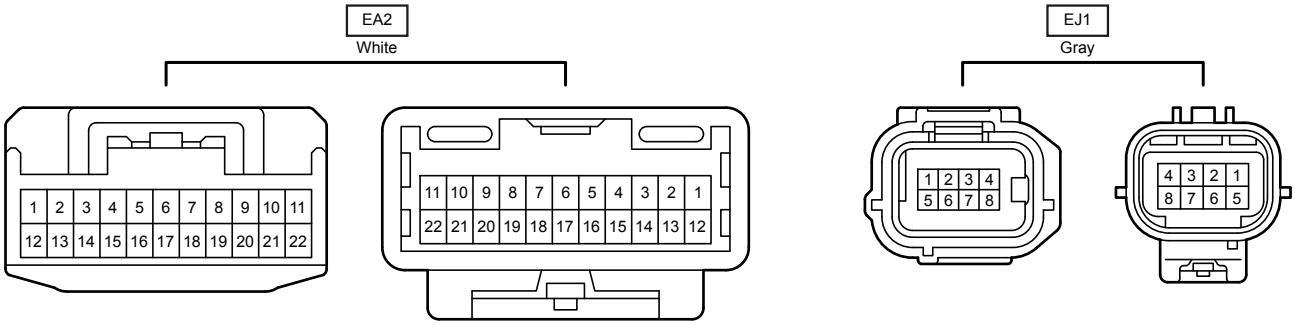
EA2
White
1 2 3 4 5 6 7 8 9 10 11
12 13 14 15 16 17 18 19 20 21 22
11 10 9 8 7 6 5 4 3 2 1
22 21 20 19 18 17 16 15 14 13 12
EJ1
Gray
1 2 3 4
5 6 7 8
4 3 2 1
8 7 6 5

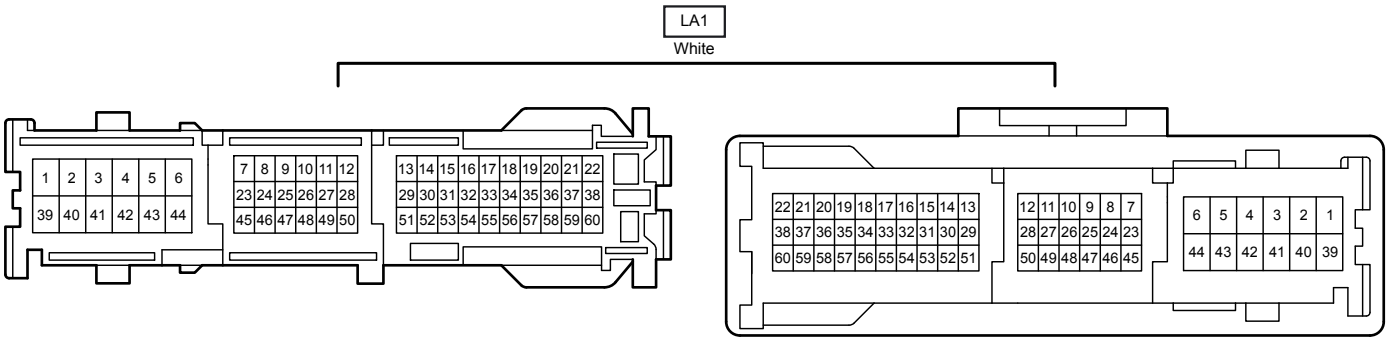
LA1
White
1 2 3 4 5 6
39 40 41 42 43 44
7 8 9 10 11 12
23 24 25 26 27 28
45 46 47 48 49 50
13 14 15 16 17 18 19 20 21 22
29 30 31 32 33 34 35 36 37 38
51 52 53 54 55 56 57 58 59 60
22 21 20 19 18 17 16 15 14 13
38 37 36 35 34 33 32 31 30 29
60 59 58 57 56 55 54 53 52 51
12 11 10 9 8 7
28 27 26 25 24 23
50 49 48 47 46 45
6 5 4 3 2 1
44 43 42 41 40 39

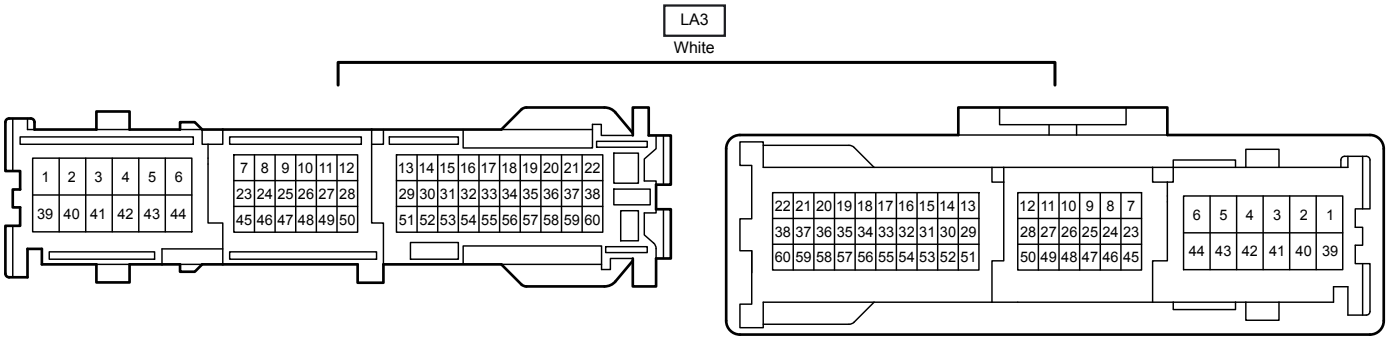
LA3
White
1 2 3 4 5 6
39 40 41 42 43 44
7 8 9 10 11 12
23 24 25 26 27 28
45 46 47 48 49 50
13 14 15 16 17 18 19 20 21 22
29 30 31 32 33 34 35 36 37 38
51 52 53 54 55 56 57 58 59 60
22 21 20 19 18 17 16 15 14 13
38 37 36 35 34 33 32 31 30 29
60 59 58 57 56 55 54 53 52 51
12 11 10 9 8 7
28 27 26 25 24 23
50 49 48 47 46 45
6 5 4 3 2 1
44 43 42 41 40 39

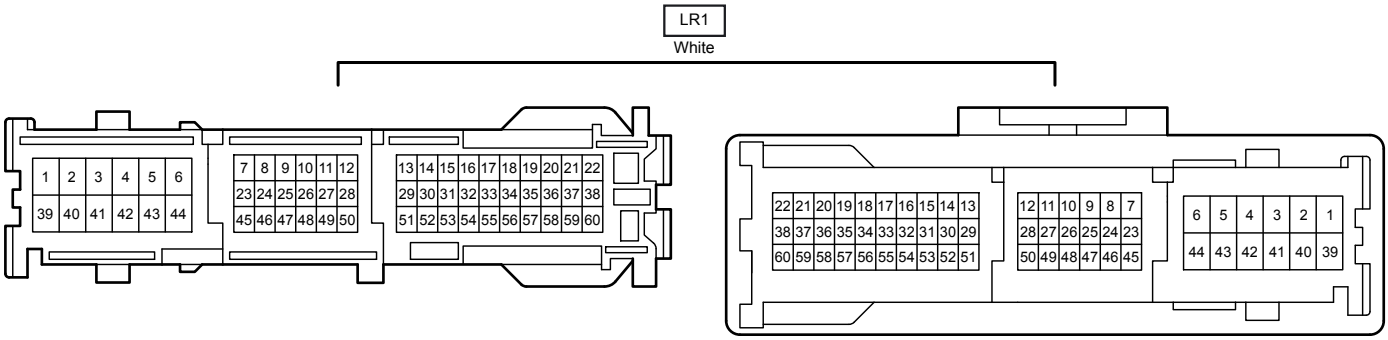
LR1
White
1 2 3 4 5 6
39 40 41 42 43 44
7 8 9 10 11 12
23 24 25 26 27 28
45 46 47 48 49 50
13 14 15 16 17 18 19 20 21 22
29 30 31 32 33 34 35 36 37 38
51 52 53 54 55 56 57 58 59 60
22 21 20 19 18 17 16 15 14 13
38 37 36 35 34 33 32 31 30 29
60 59 58 57 56 55 54 53 52 51
12 11 10 9 8 7
28 27 26 25 24 23
50 49 48 47 46 45
6 5 4 3 2 1
44 43 42 41 40 39

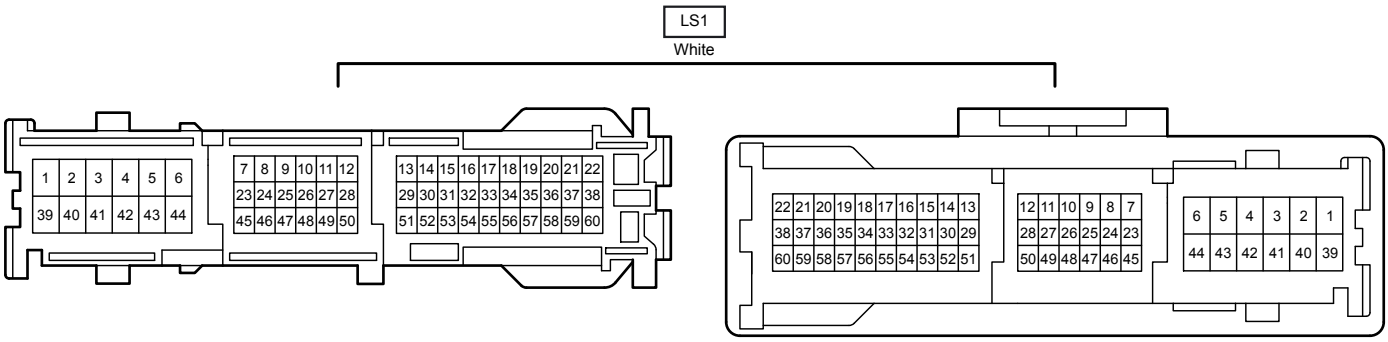
LS1
White
1 2 3 4 5 6
39 40 41 42 43 44
7 8 9 10 11 12
23 24 25 26 27 28
45 46 47 48 49 50
13 14 15 16 17 18 19 20 21 22
29 30 31 32 33 34 35 36 37 38
51 52 53 54 55 56 57 58 59 60
22 21 20 19 18 17 16 15 14 13
38 37 36 35 34 33 32 31 30 29
60 59 58 57 56 55 54 53 52 51
12 11 10 9 8 7
28 27 26 25 24 23
50 49 48 47 46 45
6 5 4 3 2 1
44 43 42 41 40 39

RL1
White

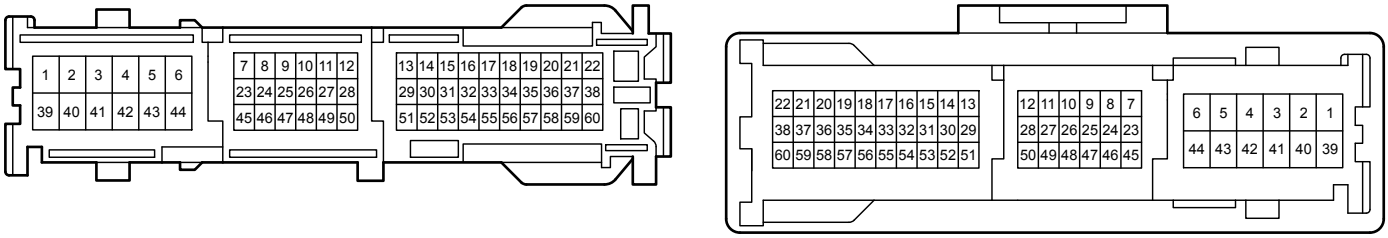

RL2
White

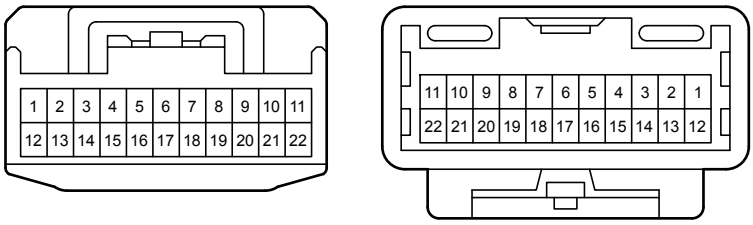

RS1
White

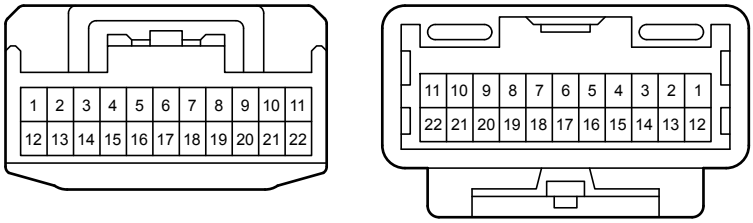
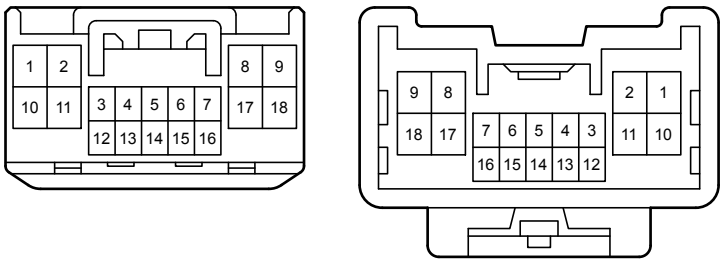
RS2
White