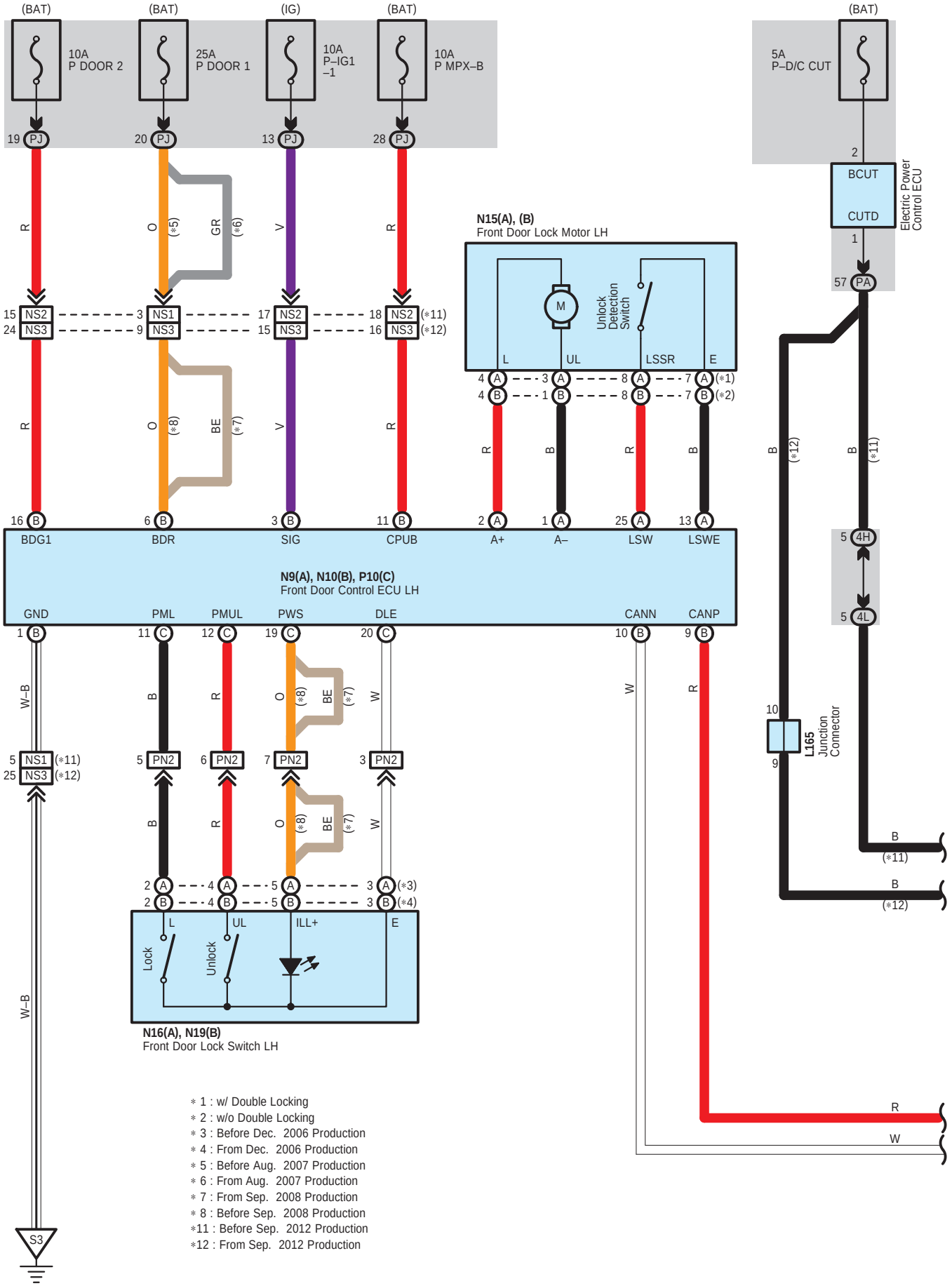

∗ 1 : w/ Double Locking
∗ 2 : w/o Double Locking
∗ 3 : Before Dec. 2006 Production
∗ 4 : From Dec. 2006 Production
∗ 5 : Before Aug. 2007 Production
∗ 6 : From Aug. 2007 Production
∗ 7 : From Sep. 2008 Production
∗ 8 : Before Sep. 2008 Production
∗11 : Before Sep. 2012 Production
∗12 : From Sep. 2012 Production

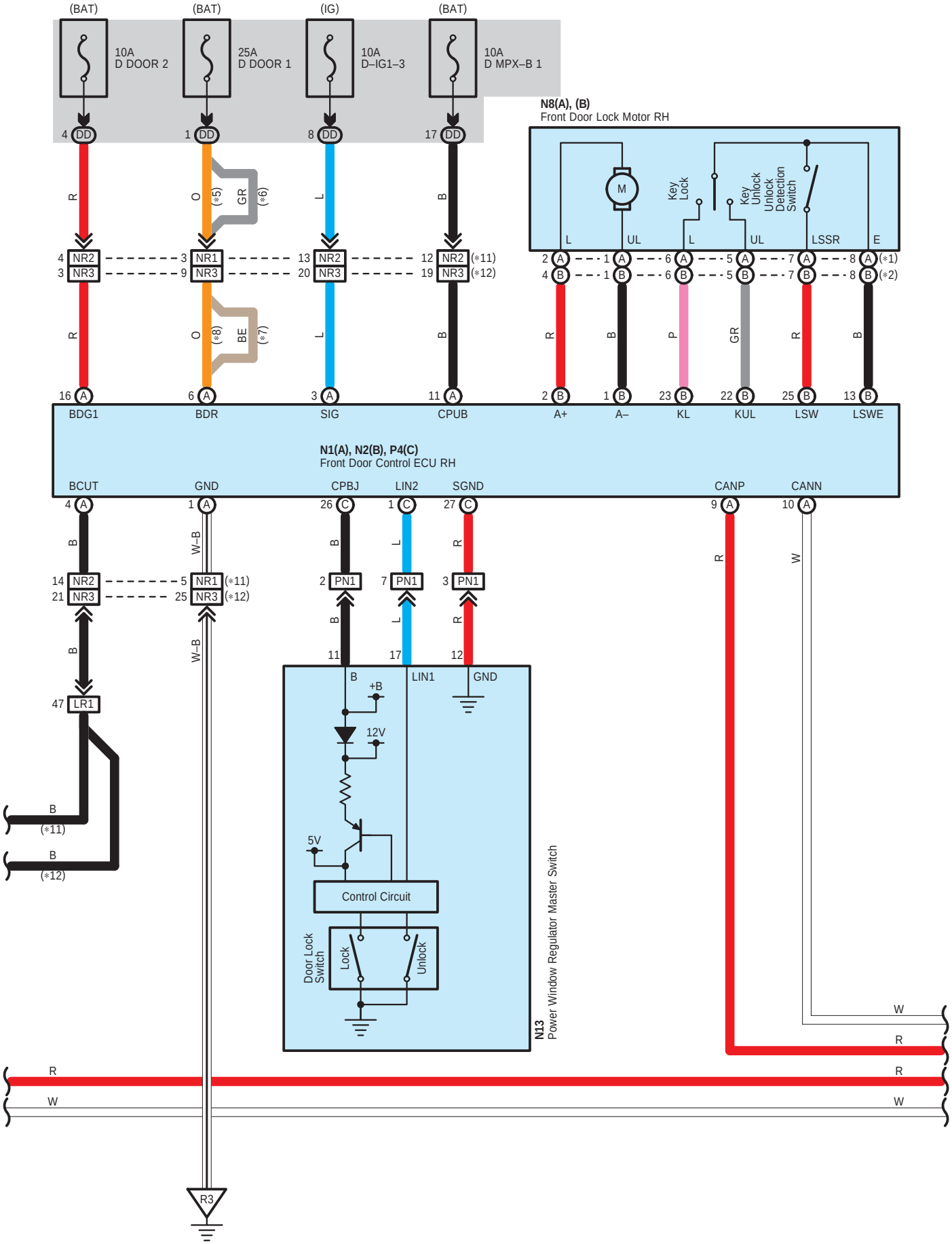
(BAT)
10A
D DOOR 2
(BAT)
25A
D DOOR 1
(IG)
10A
D–IG1–3
(BAT)
10A
D MPX–B 1
N8(A), (B)
Front Door Lock Motor RH
Key Lock
Key Unlock
Unlock Detection Switch
BDG1
BDR
SIG
CPUB
A+
A–
KL
KUL
LSW
LSWE
N1(A), N2(B), P4(C)
Front Door Control ECU RH
BCUT
GND
CPBJ
LIN2
SGND
CANP
CANN
LIN1
Control Circuit
Door Lock Switch
Lock
Unlock
N13
Power Window Regulator Master Switch
R3

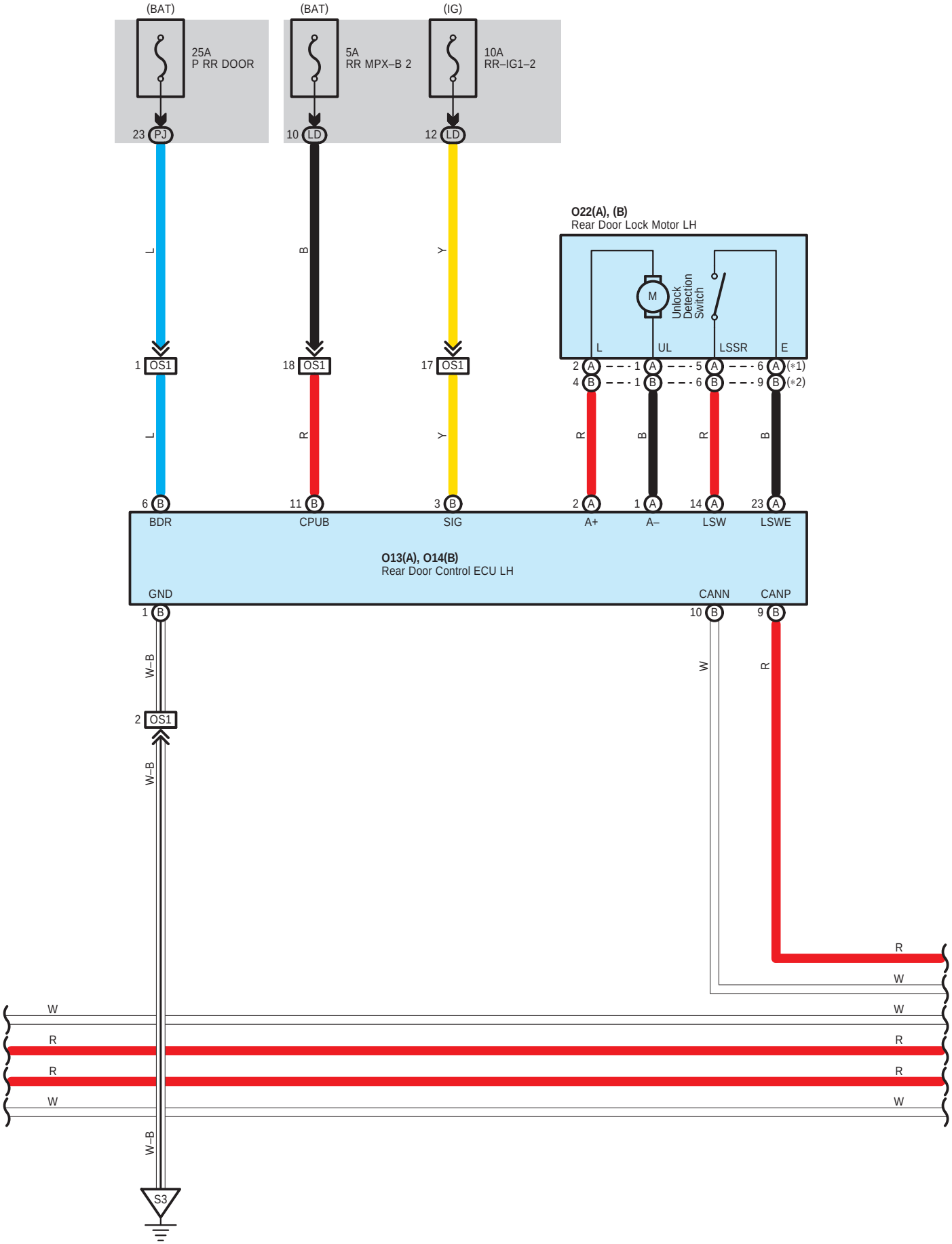
(BAT)
25A
P RR DOOR
23 PJ
(BAT)
5A
RR MPX–B 2
10 LD
(IG)
10A
RR–IG1–2
12 LD
L
B
Y
O22(A), (B)
Rear Door Lock Motor LH
M
Unlock Detection Switch
L
UL
LSSR
E
2 A
1 A
5 A
6 A
(*1)
4 B
1 B
6 B
9 B
(*2)
1 OS1
18 OS1
17 OS1
L
R
Y
R
B
R
B
6 B
11 B
3 B
2 A
1 A
14 A
23 A
BDR
CPUB
SIG
A+
A–
LSW
LSWE
O13(A), O14(B)
Rear Door Control ECU LH
GND
CANN
CANP
1 B
10 B
9 B
W–B
W
R
2 OS1
W–B
R
W
W
W
R
R
R
R
W
W
W–B
S3

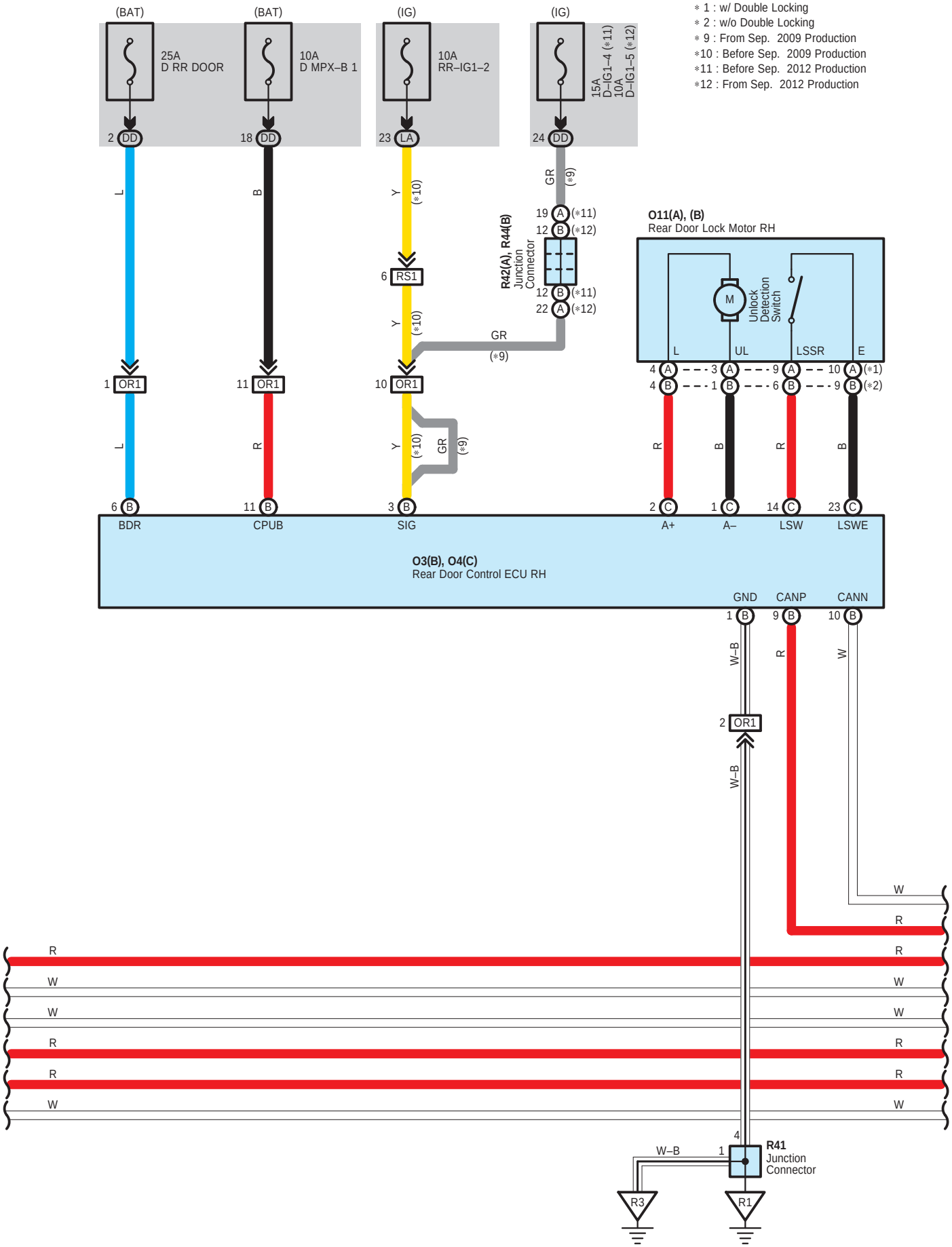
(BAT)
25A
D RR DOOR
(BAT)
10A
D MPX–B 1
(IG)
10A
RR–IG1–2
(IG)
15A
D–IG1–4 (*11)
10A
D–IG1–5 (*12)
* 1 : w/ Double Locking
* 2 : w/o Double Locking
* 9 : From Sep. 2009 Production
*10 : Before Sep. 2009 Production
*11 : Before Sep. 2012 Production
*12 : From Sep. 2012 Production
2 DD
18 DD
23 LA
24 DD
L
B
Y (*10)
GR (*9)
19 A (*11)
12 B (*12)
R42(A), R44(B)
Junction
Connector
12 B (*11)
22 A (*12)
6 RS1
Y (*10)
GR (*9)
O11(A), (B)
Rear Door Lock Motor RH
M
Unlock
Detection
Switch
L
UL
LSSR
E
4 A
3 A
9 A
10 A (*1)
4 B
1 B
6 B
9 B (*2)
1 OR1
11 OR1
10 OR1
L
R
Y (*10)
GR (*9)
R
B
R
B
6 B
11 B
3 B
2 C
1 C
14 C
23 C
BDR
CPUB
SIG
A+
A–
LSW
LSWE
O3(B), O4(C)
Rear Door Control ECU RH
GND
CANP
CANN
1 B
9 B
10 B
W–B
R
W
2 OR1
W–B
W
R
R
W
W
W
R
R
R
R
W
W
4
W–B
1
R41
Junction
Connector
R3
R1

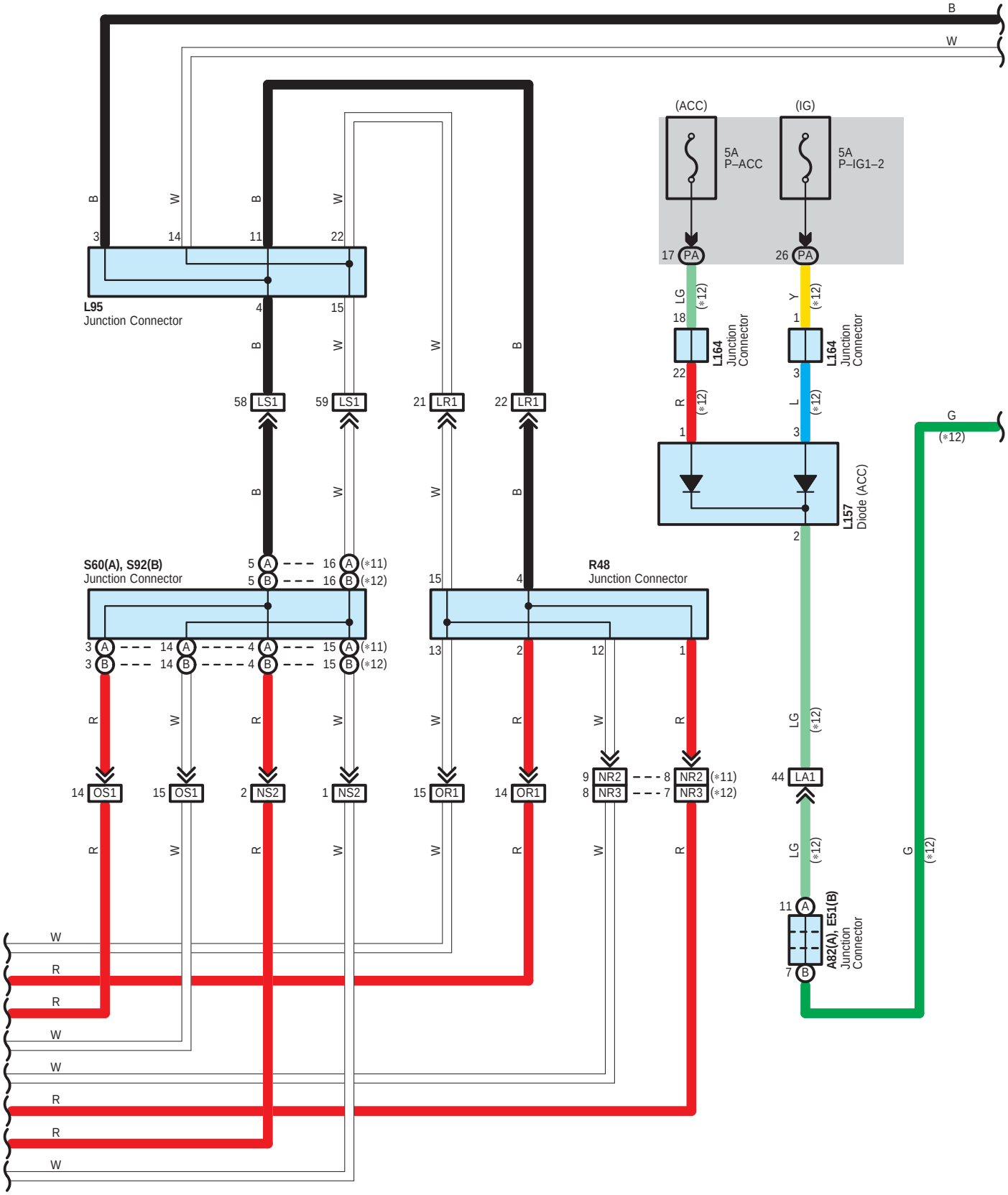
B
W
(ACC)
(IG)
5A
P–ACC
5A
P–IG1–2
17 PA
26 PA
L95
Junction Connector
L164
Junction Connector
L157
Diode (ACC)
S60(A), S92(B)
Junction Connector
R48
Junction Connector
A82(A), E51(B)
Junction Connector
58 LS1
59 LS1
21 LR1
22 LR1
14 OS1
15 OS1
2 NS2
1 NS2
15 OR1
14 OR1
9 NR2
8 NR3
8 NR2
7 NR3
44 LA1
G
(*12)

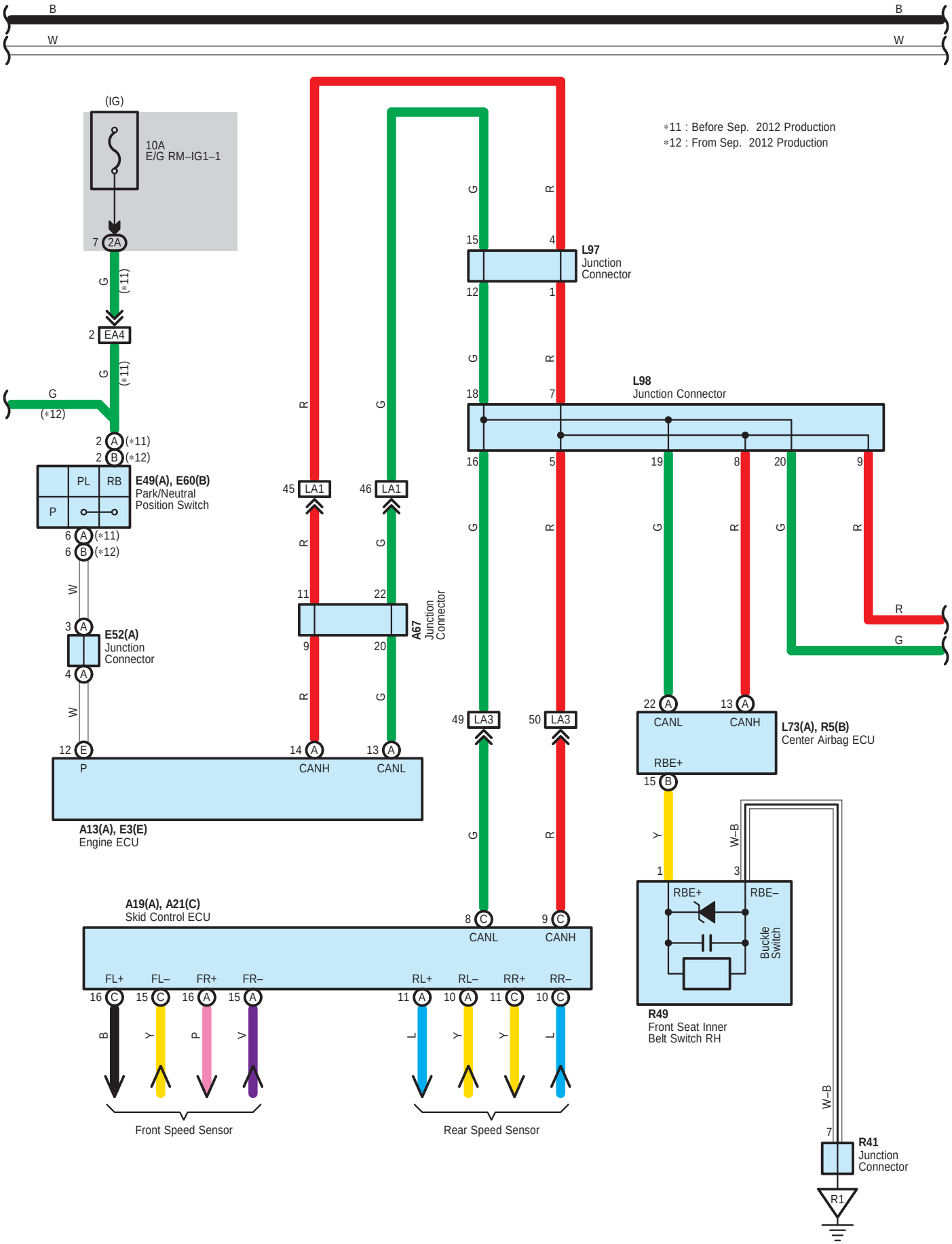
B
W
(IG)
10A
E/G RM–IG1–1
7 2A
G
(*11)
2 EA4
G
(*11)
G
(*12)
2 A (*11)
2 B (*12)
PL
RB
P
E49(A), E60(B)
Park/Neutral
Position Switch
6 A (*11)
6 B (*12)
W
3 A
E52(A)
Junction
Connector
4 A
W
12 E
P
A13(A), E3(E)
Engine ECU
45 LA1
46 LA1
R
G
11
22
9
20
A67
Junction
Connector
14 A
CANH
13 A
CANL
15
4
L97
Junction
Connector
12
1
18
7
L98
Junction Connector
16
5
19
8
20
9
49 LA3
50 LA3
22 A
CANL
13 A
CANH
L73(A), R5(B)
Center Airbag ECU
RBE+
15 B
Y
W–B
1
3
RBE+
RBE–
Buckle
Switch
R49
Front Seat Inner
Belt Switch RH
A19(A), A21(C)
Skid Control ECU
8 C
CANL
9 C
CANH
FL+
FL–
FR+
FR–
RL+
RL–
RR+
RR–
16 C
15 C
16 A
15 A
11 A
10 A
11 C
10 C
B
Y
P
V
L
Y
Y
L
Front Speed Sensor
Rear Speed Sensor
W–B
7
R41
Junction
Connector
R1
*11 : Before Sep. 2012 Production
*12 : From Sep. 2012 Production

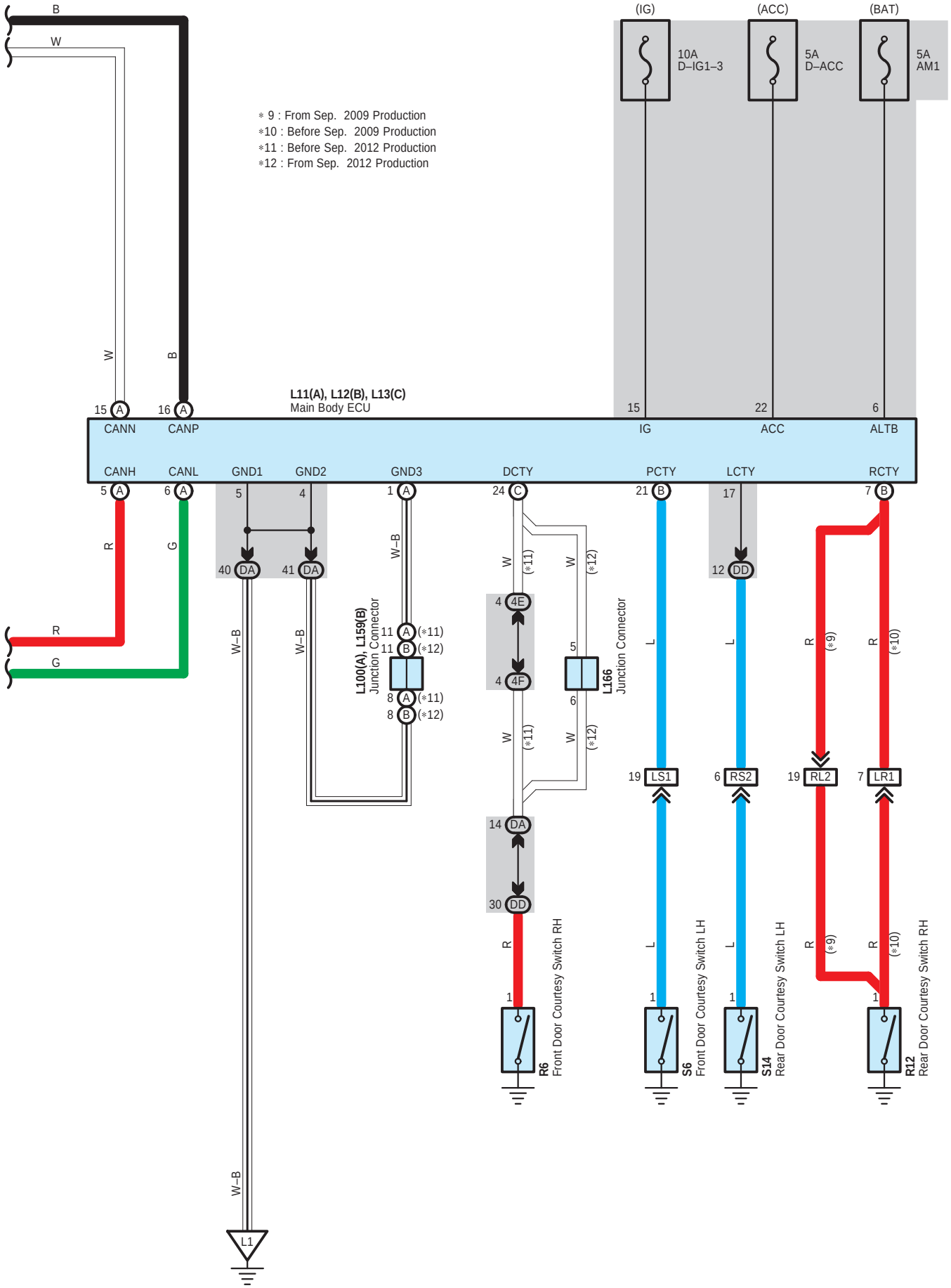
B
W
(IG)
(ACC)
(BAT)
10A
D–IG1–3
5A
D–ACC
5A
AM1
∗ 9 : From Sep. 2009 Production
∗10 : Before Sep. 2009 Production
∗11 : Before Sep. 2012 Production
∗12 : From Sep. 2012 Production
L11(A), L12(B), L13(C)
Main Body ECU
15 A CANN
16 A CANP
15 IG
22 ACC
6 ALTB
CANH
CANL
GND1
GND2
GND3
DCTY
PCTY
LCTY
RCTY
5 A
6 A
5
4
1 A
24 C
21 B
17
7 B
40 DA
41 DA
12 DD
L100(A), L159(B)
Junction Connector
11 A (∗11)
11 B (∗12)
8 A (∗11)
8 B (∗12)
4 4E
4 4F
5
6
L166
Junction Connector
14 DA
30 DD
19 LS1
6 RS2
19 RL2
7 LR1
1
R6
Front Door Courtesy Switch RH
S6
Front Door Courtesy Switch LH
S14
Rear Door Courtesy Switch LH
R12
Rear Door Courtesy Switch RH
L1

A 13
White

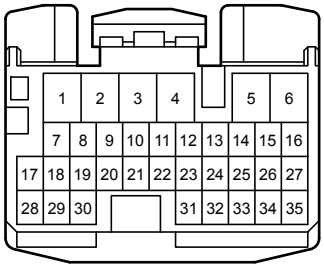

A 19
Black

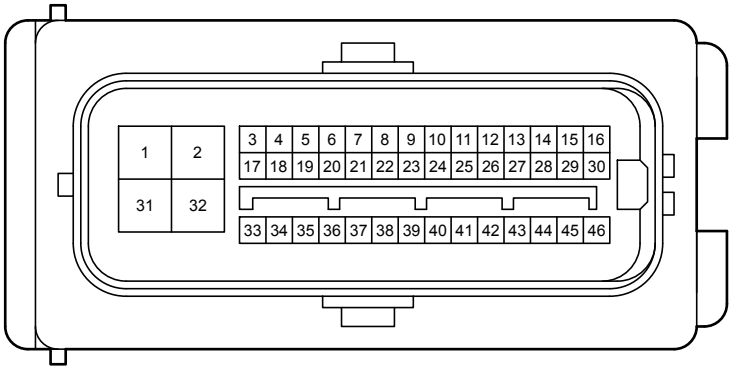

A 21
Gray

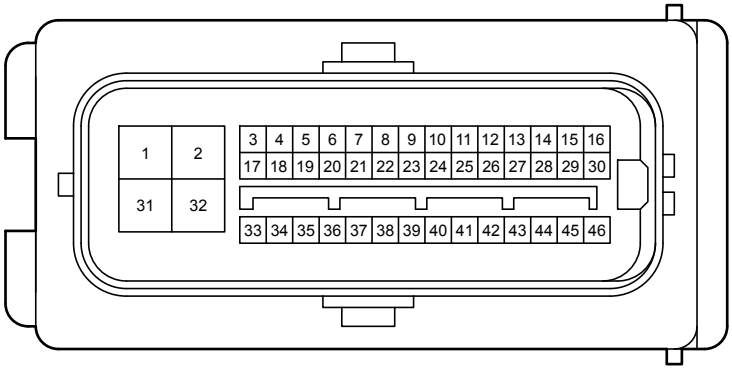

A 67
Black

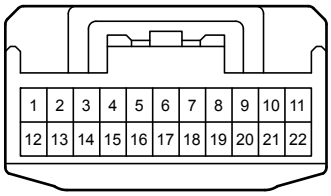

A 82
Gray

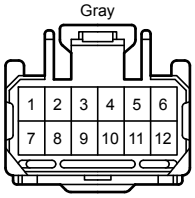

E 3
White

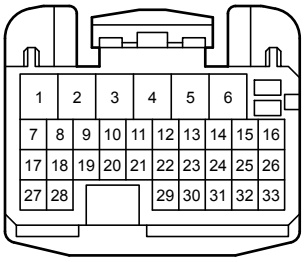

E 49
Gray

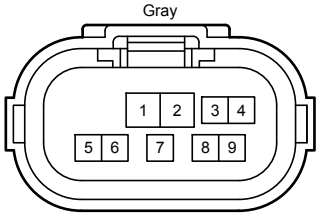

E 51
Blue



E 52
Black

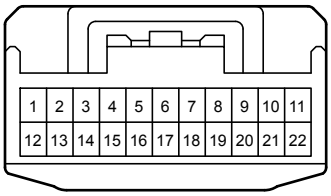

E 60
Black

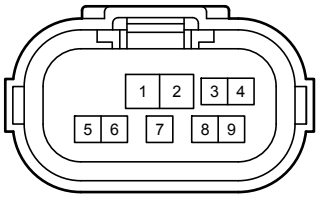

L 11
White

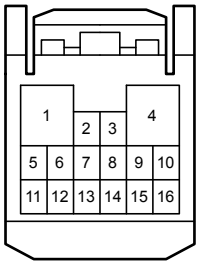

L 12
White

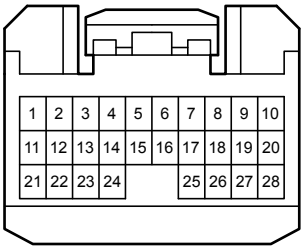

L 13
White

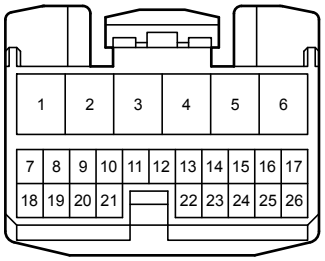

L 73
Yellow

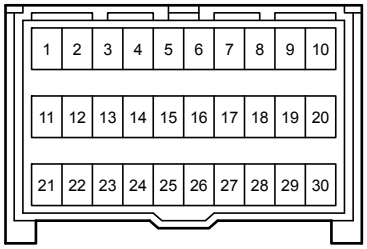

L 95
Gray

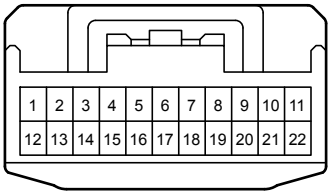

L 97
Black

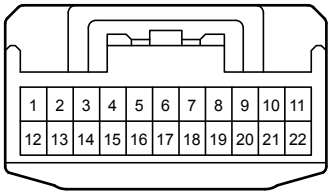

L 98
Gray

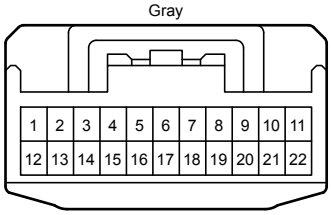

L100
Blue

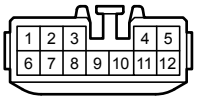

L157
White

L159
Blue

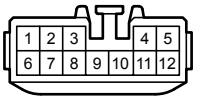

L164
Blue

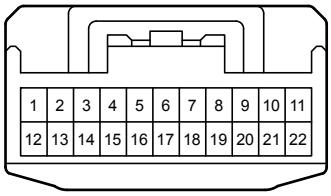

L165
Blue

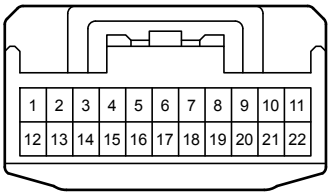

L166
White

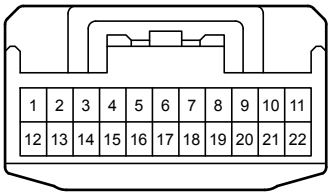

N 1
White

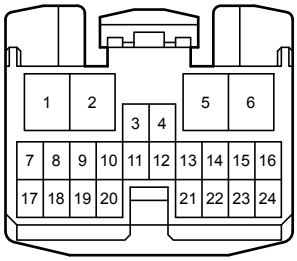

N 2
White

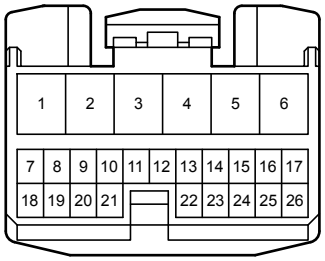

N 8
White

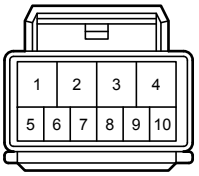

N 9
White

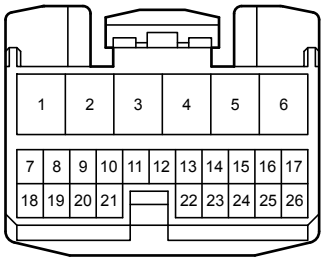

N 10
White

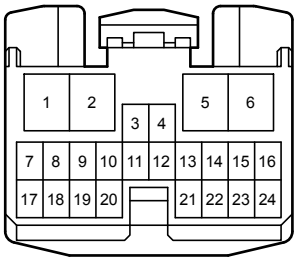

N 13
White

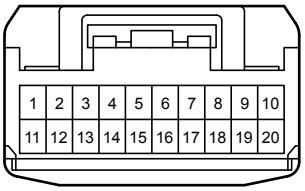

N 15
White

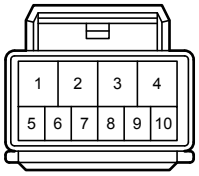

N 16
Gray

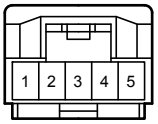

N 19
Black

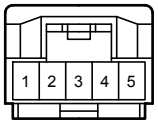

O 3
White

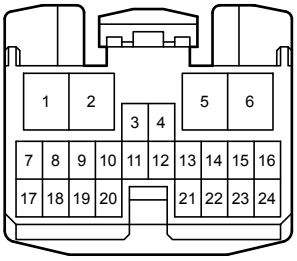

O 4
White

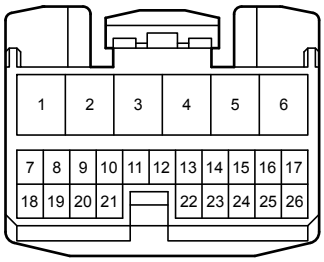

O 11
White

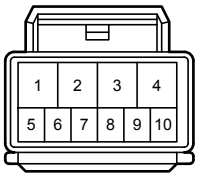

O 13
White

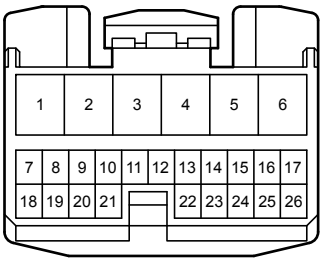

O 14
White

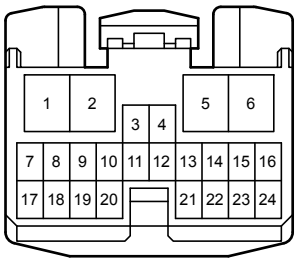

O 22
White

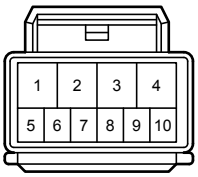

P 4
White

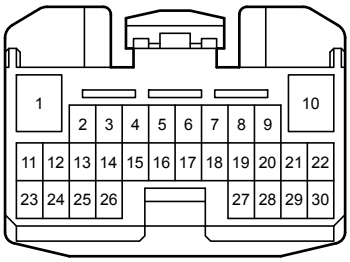

P 10
White

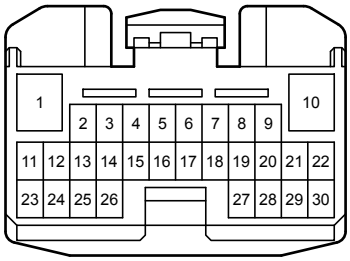

R 5
Yellow

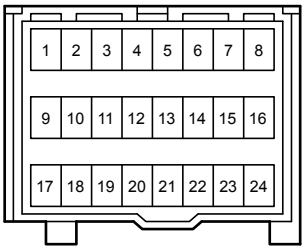

R 6
White

R 12
White

R 41
White

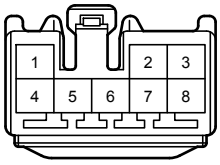

R 42
Black

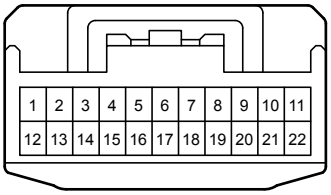

R 44
Black

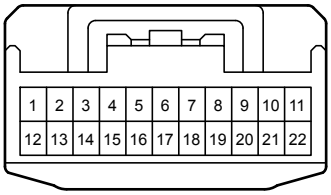

R 48
Black

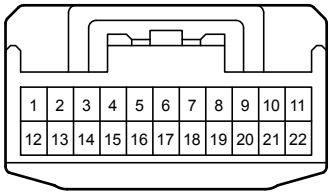

R 49
Gray

S 6
White

S 14
White

S 60
Black

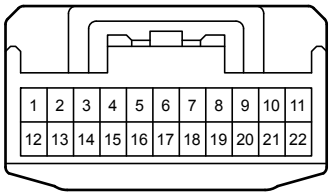

S 92
Gray

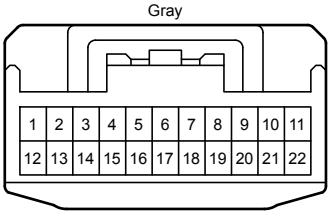

2A
Black

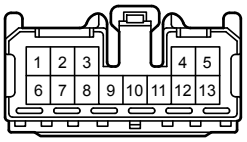

4E
White

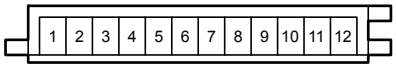

4F
Gray

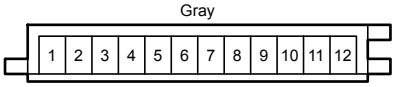

4H
Gray

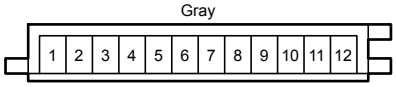

4L
Gray

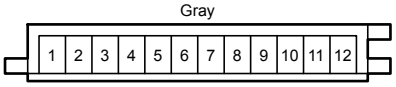

DA
White

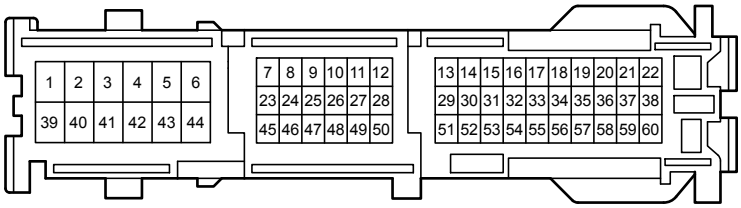

DD
Gray

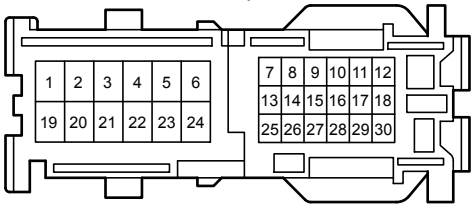

LA
White

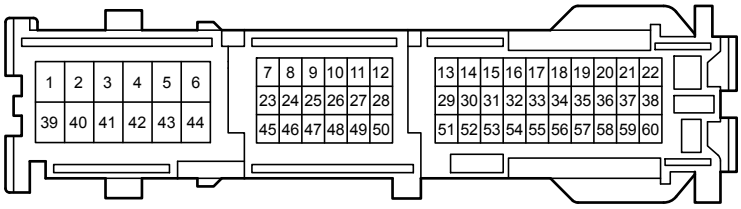

LD
Gray

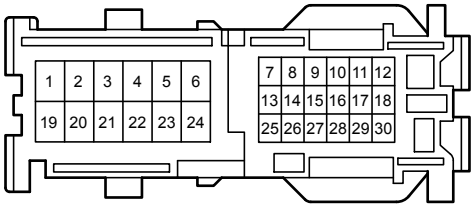

PA
White

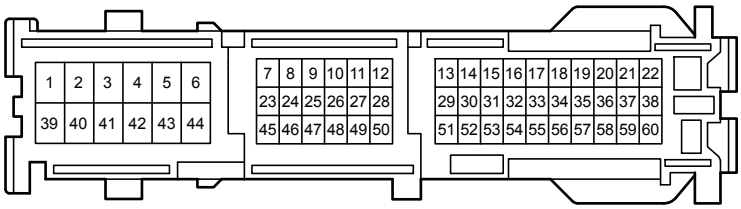

PJ
Gray

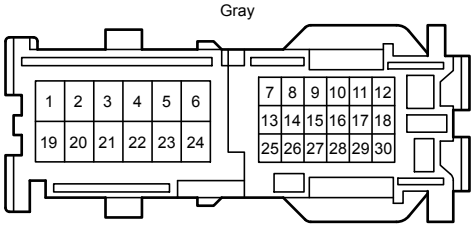

EA4
White

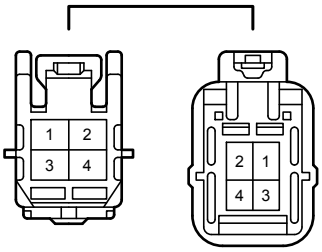

LA1
White

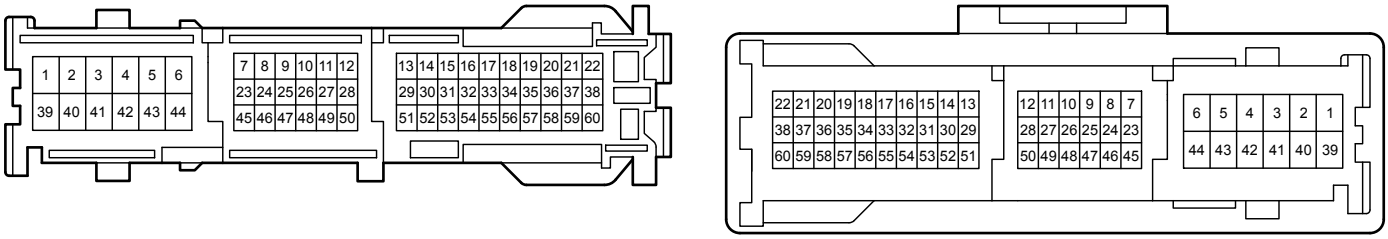

LA3
White

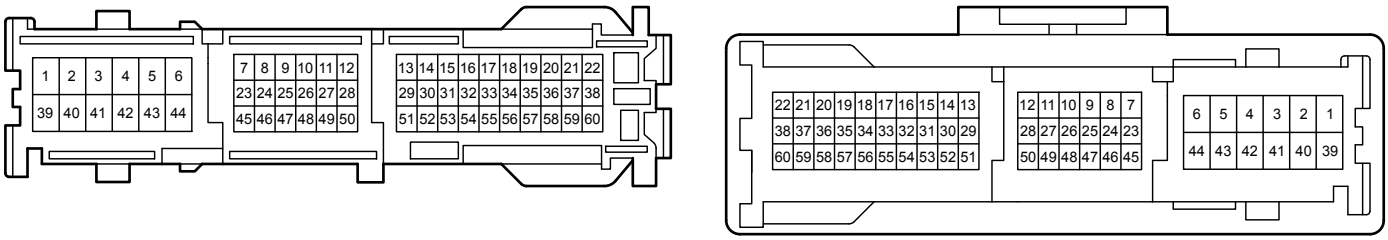

LR1
White

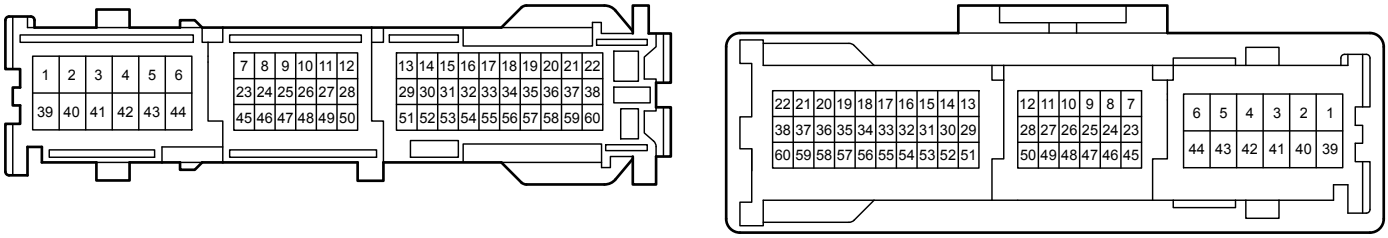

LS1
White

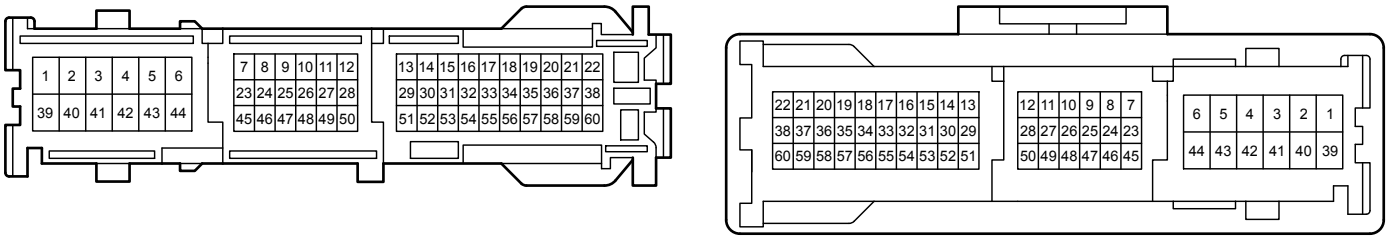

NR1
White

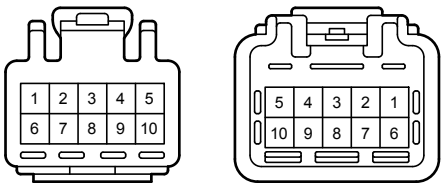

NR2
White

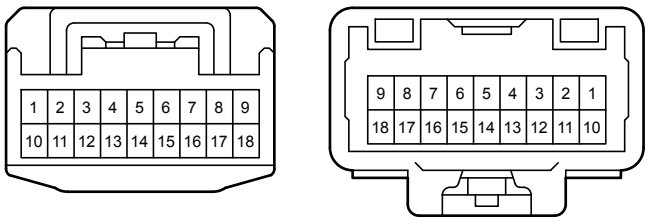

NR3
White

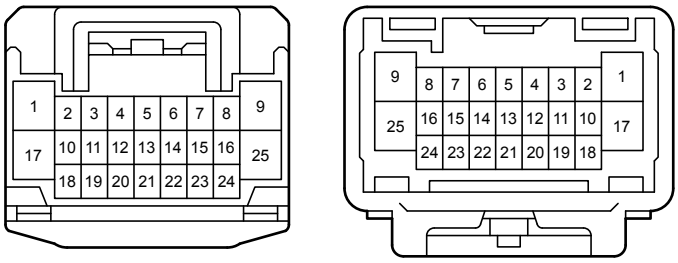

NS1
White

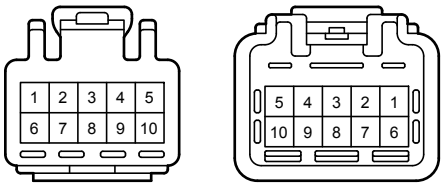

NS2
White

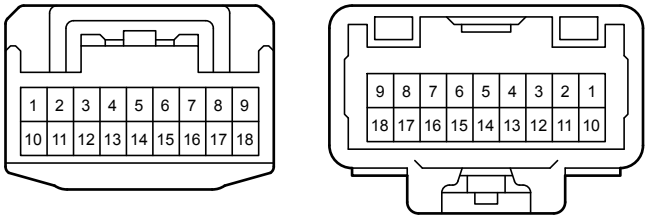

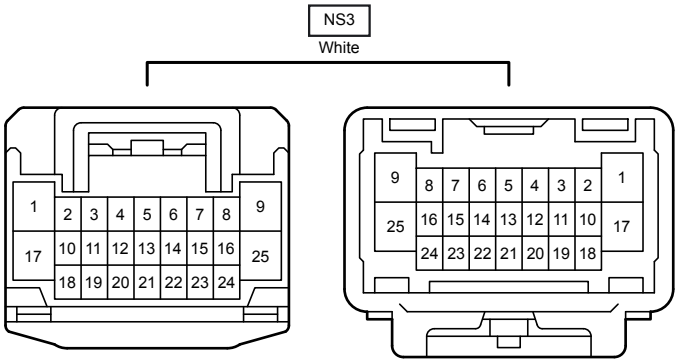
NS3
White
1 2 3 4 5 6 7 8 9
17 10 11 12 13 14 15 16 25
18 19 20 21 22 23 24
9 8 7 6 5 4 3 2 1
25 16 15 14 13 12 11 10 17
24 23 22 21 20 19 18

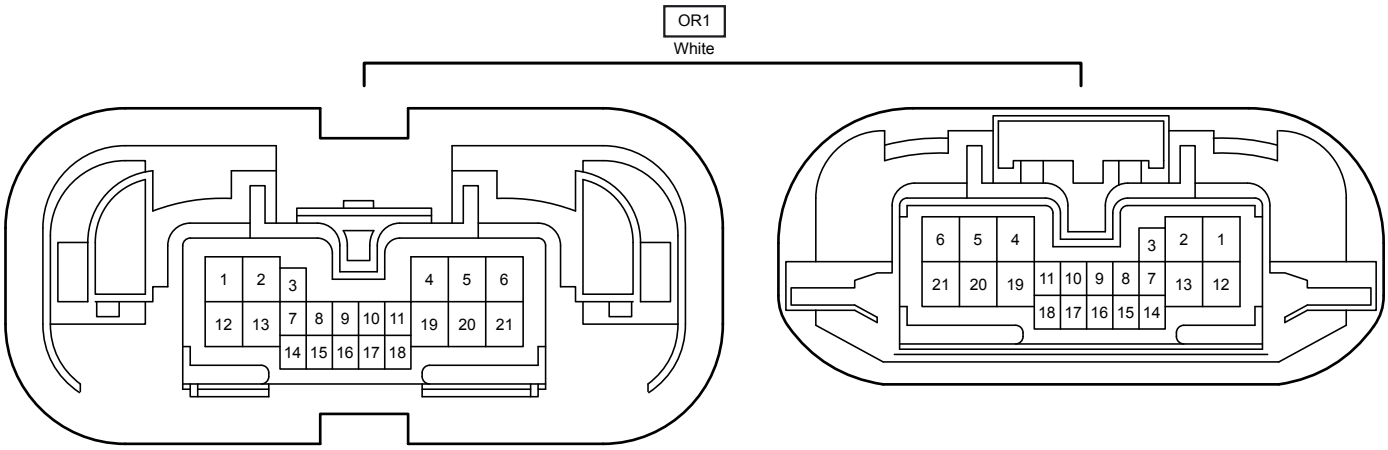
OR1
White
1 2 3 4 5 6
12 13 7 8 9 10 11 19 20 21
14 15 16 17 18
6 5 4 3 2 1
21 20 19 11 10 9 8 7 13 12
18 17 16 15 14

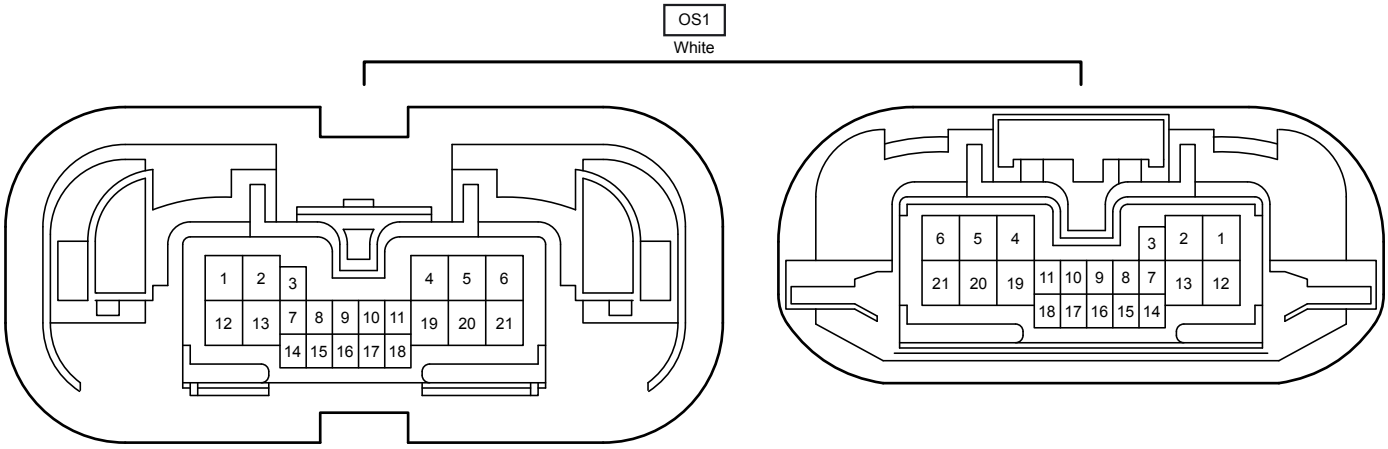
OS1
White
1 2 3 4 5 6
12 13 7 8 9 10 11 19 20 21
14 15 16 17 18
6 5 4 3 2 1
21 20 19 11 10 9 8 7 13 12
18 17 16 15 14

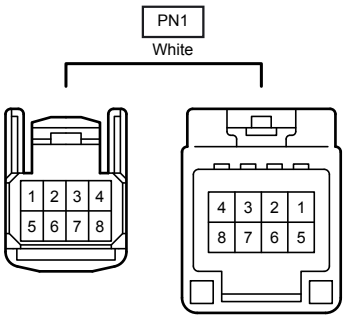
PN1
White
1 2 3 4
5 6 7 8
4 3 2 1
8 7 6 5

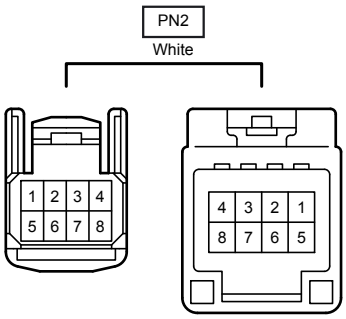
PN2
White
1 2 3 4
5 6 7 8
4 3 2 1
8 7 6 5

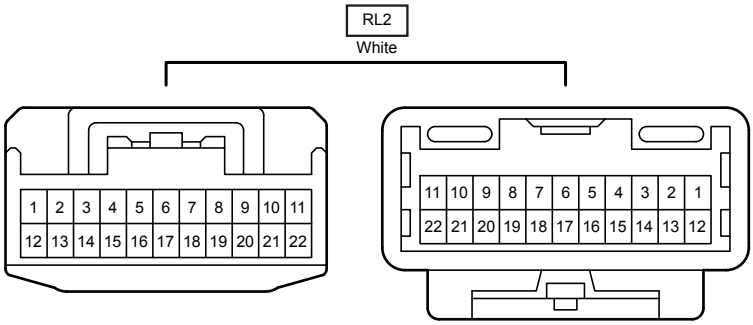
RL2
White
1 2 3 4 5 6 7 8 9 10 11
12 13 14 15 16 17 18 19 20 21 22
11 10 9 8 7 6 5 4 3 2 1
22 21 20 19 18 17 16 15 14 13 12

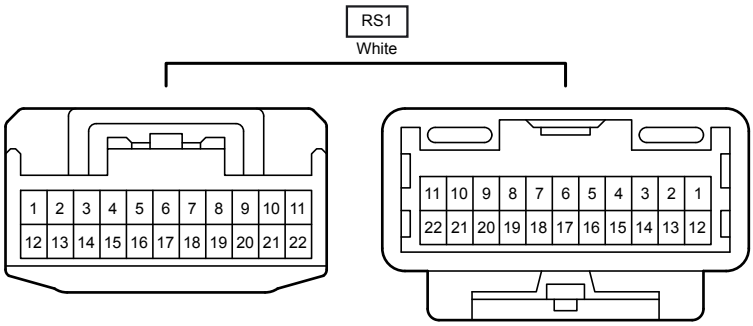
RS1
White
1 2 3 4 5 6 7 8 9 10 11
12 13 14 15 16 17 18 19 20 21 22
11 10 9 8 7 6 5 4 3 2 1
22 21 20 19 18 17 16 15 14 13 12

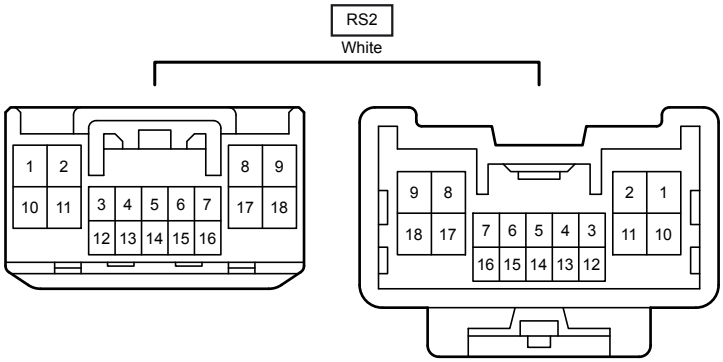
RS2
White
1 2
10 11
3 4 5 6 7
12 13 14 15 16
8 9
17 18
9 8
18 17
7 6 5 4 3
16 15 14 13 12
2 1
11 10