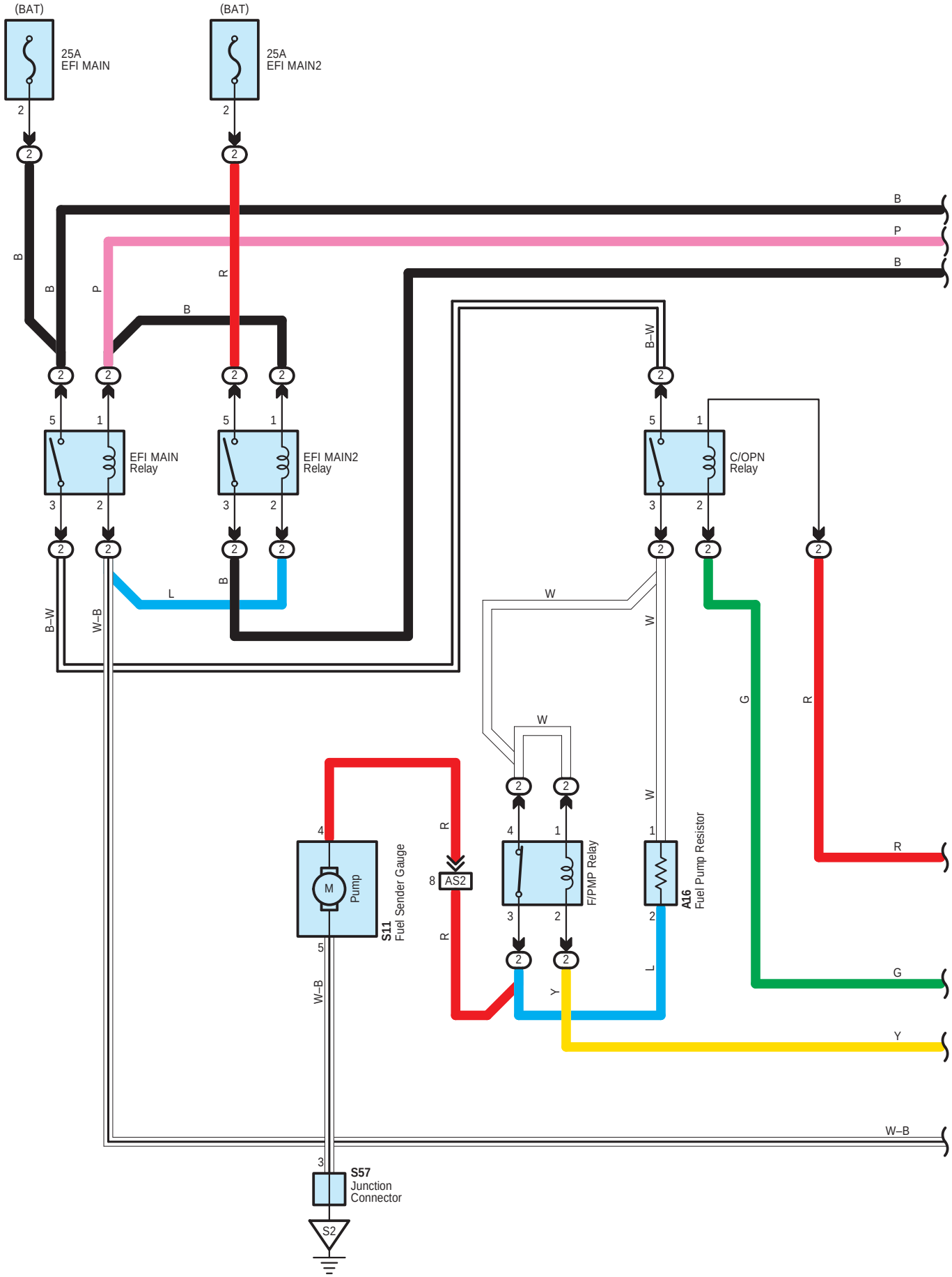
(BAT)
25A
EFI MAIN
(BAT)
25A
EFI MAIN2
EFI MAIN
Relay
EFI MAIN2
Relay
C/OPN
Relay
S11
Fuel Sender Gauge
Pump
AS2
F/PMP Relay
A16
Fuel Pump Resistor
S57
Junction
Connector
S2
B
P
R
L
W
G
Y
B–W
W–B

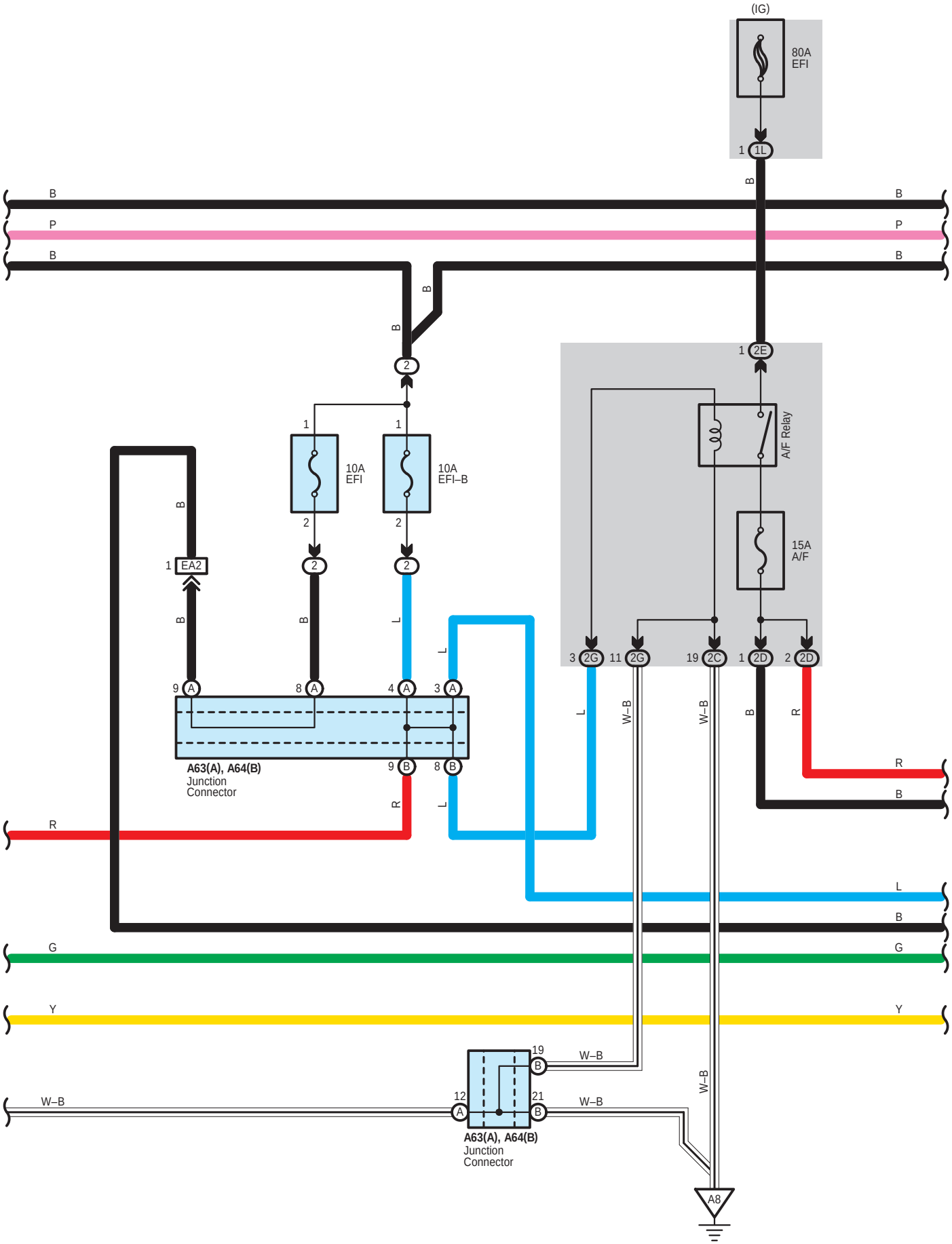
(IG)
80A
EFI
1 1L
B
P
B
1 2E
A/F Relay
15A
A/F
10A
EFI
10A
EFI–B
1 EA2
3 2G
11 2G
19 2C
1 2D
2 2D
9 A
8 A
4 A
3 A
A63(A), A64(B)
Junction
Connector
9 B
8 B
R
L
W–B
G
Y
19 B
12 A
21 B
A63(A), A64(B)
Junction
Connector
A8

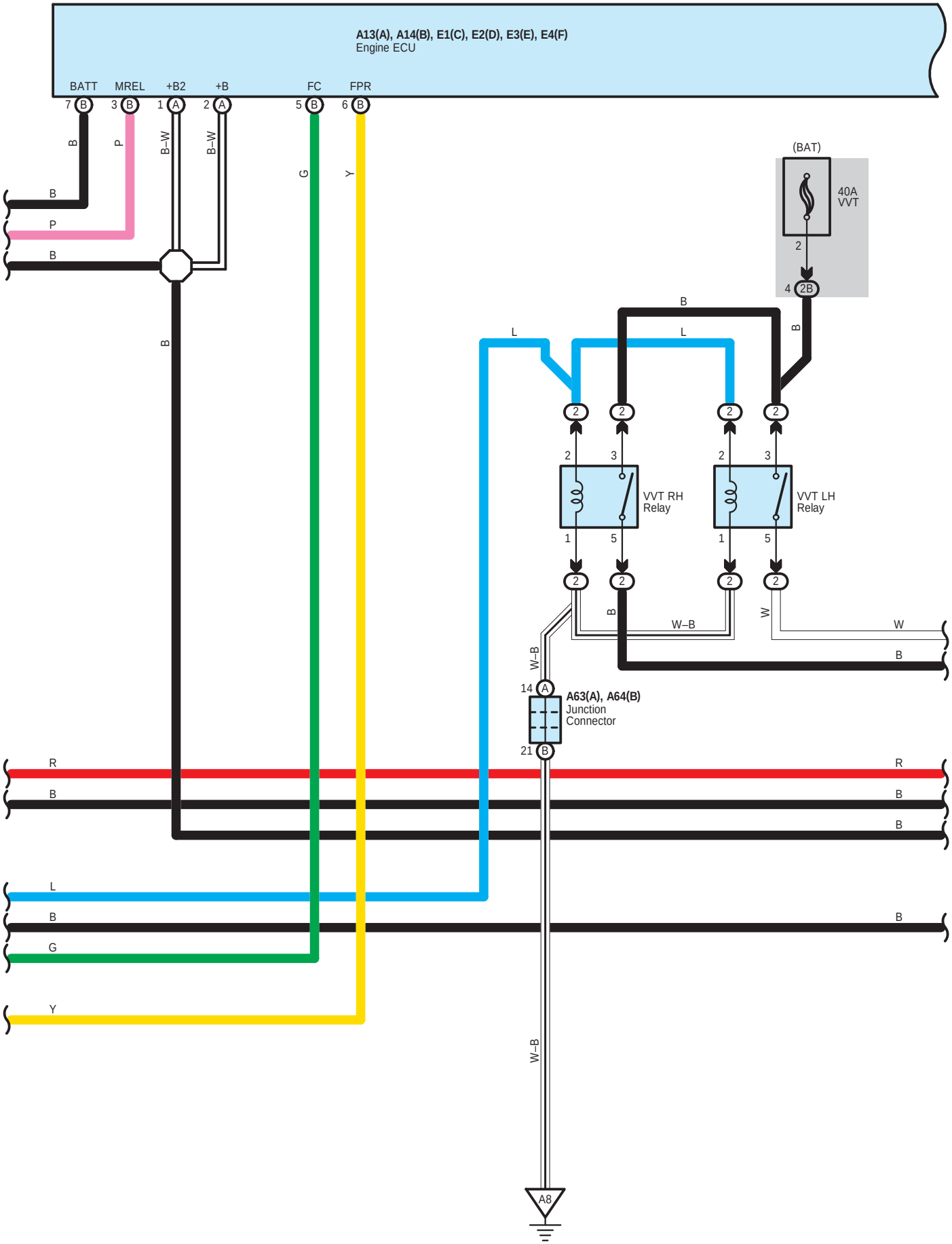
A13(A), A14(B), E1(C), E2(D), E3(E), E4(F)
Engine ECU
BATT
MREL
+B2
+B
FC
FPR
7 B
3 B
1 A
2 A
5 B
6 B
B
P
B–W
B–W
G
Y
B
P
B
B
(BAT)
40A
VVT
2
4 2B
B
B
L
L
2
2
2
2
2
3
2
3
VVT RH
Relay
VVT LH
Relay
1
5
1
5
2
2
2
2
B
W–B
W
W
B
W–B
14 A
A63(A), A64(B)
Junction
Connector
21 B
R
R
B
B
B
L
B
B
G
Y
W–B
A8

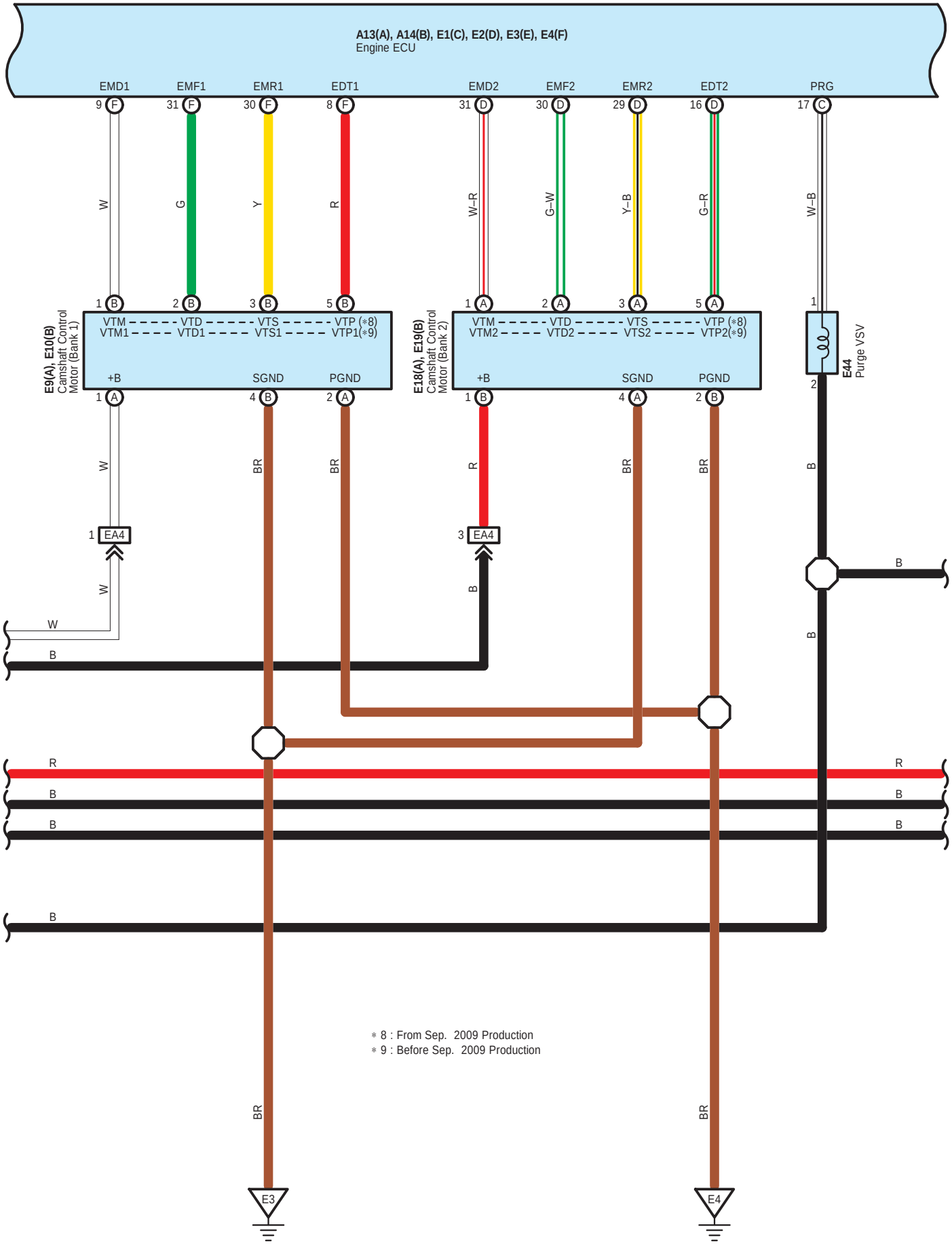
A13(A), A14(B), E1(C), E2(D), E3(E), E4(F)
Engine ECU
EMD1
EMF1
EMR1
EDT1
EMD2
EMF2
EMR2
EDT2
PRG
E9(A), E10(B)
Camshaft Control
Motor (Bank 1)
VTM
VTD
VTS
VTP (*8)
VTM1
VTD1
VTS1
VTP1(*9)
+B
SGND
PGND
E18(A), E19(B)
Camshaft Control
Motor (Bank 2)
VTM2
VTD2
VTS2
VTP2(*9)
E44
Purge VSV
EA4
E3
E4
* 8 : From Sep. 2009 Production
* 9 : Before Sep. 2009 Production

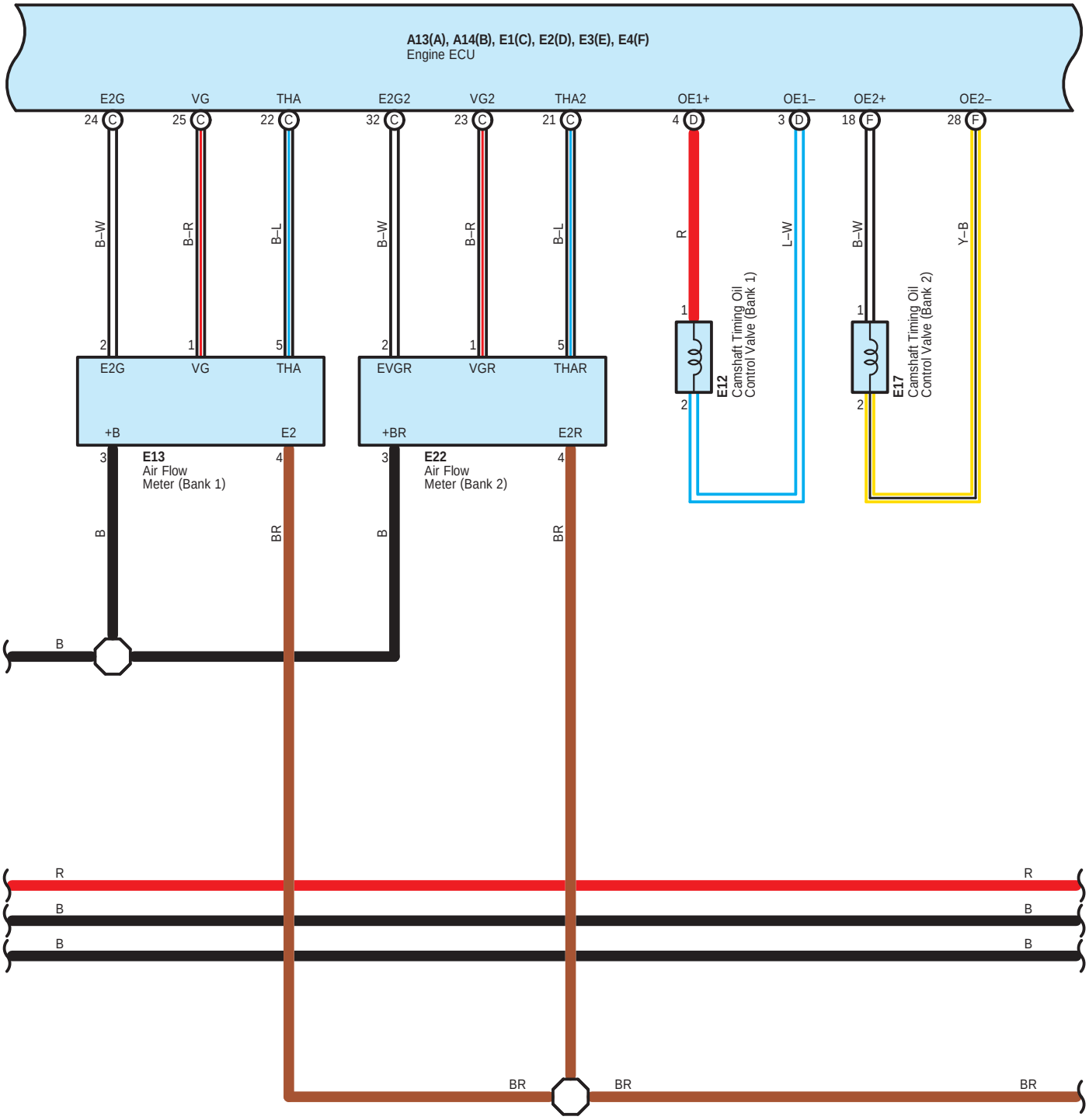
A13(A), A14(B), E1(C), E2(D), E3(E), E4(F)
Engine ECU
E2G
VG
THA
E2G2
VG2
THA2
OE1+
OE1–
OE2+
OE2–
24 C
25 C
22 C
32 C
23 C
21 C
4 D
3 D
18 F
28 F
B–W
B–R
B–L
B–W
B–R
B–L
R
L–W
B–W
Y–B
2
1
5
2
1
5
1
2
1
2
E2G
VG
THA
EVGR
VGR
THAR
+B
E2
+BR
E2R
3
4
3
4
E13
Air Flow
Meter (Bank 1)
E22
Air Flow
Meter (Bank 2)
E12
Camshaft Timing Oil
Control Valve (Bank 1)
E17
Camshaft Timing Oil
Control Valve (Bank 2)
B
BR
B
BR
B
R
B
B
R
B
B
BR
BR
BR

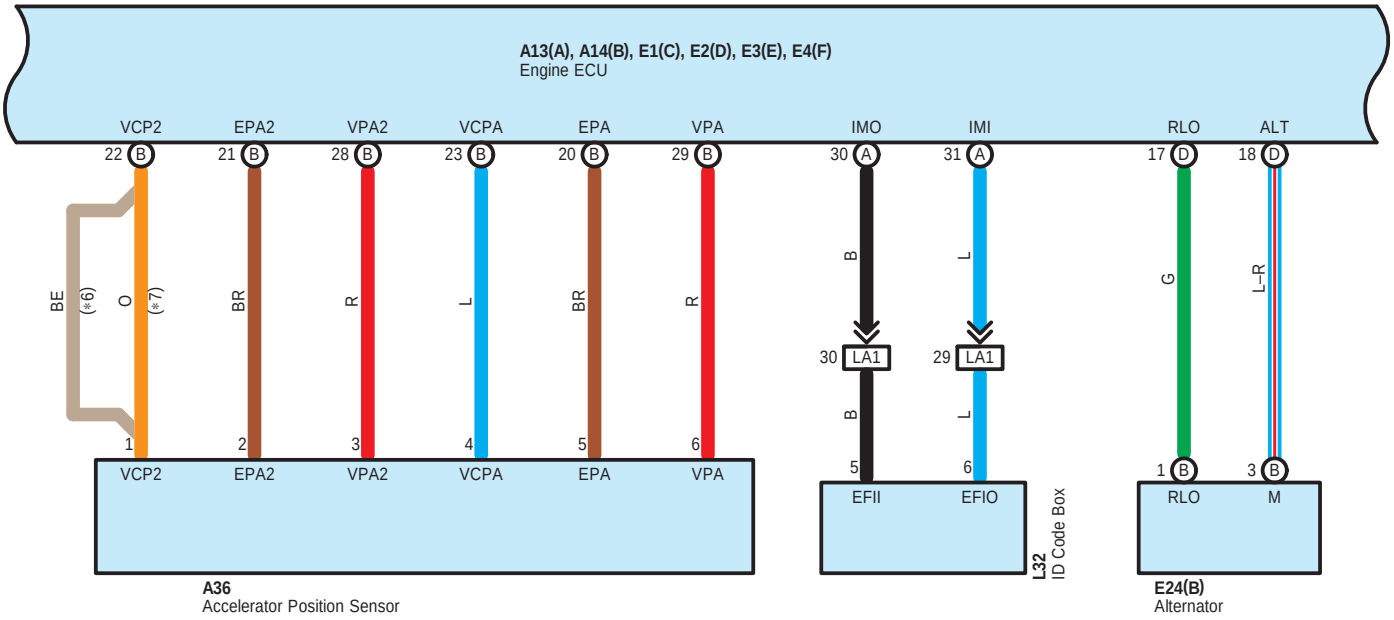

* 6 : From Sep. 2008 Production
* 7 : Before Sep. 2008 Production

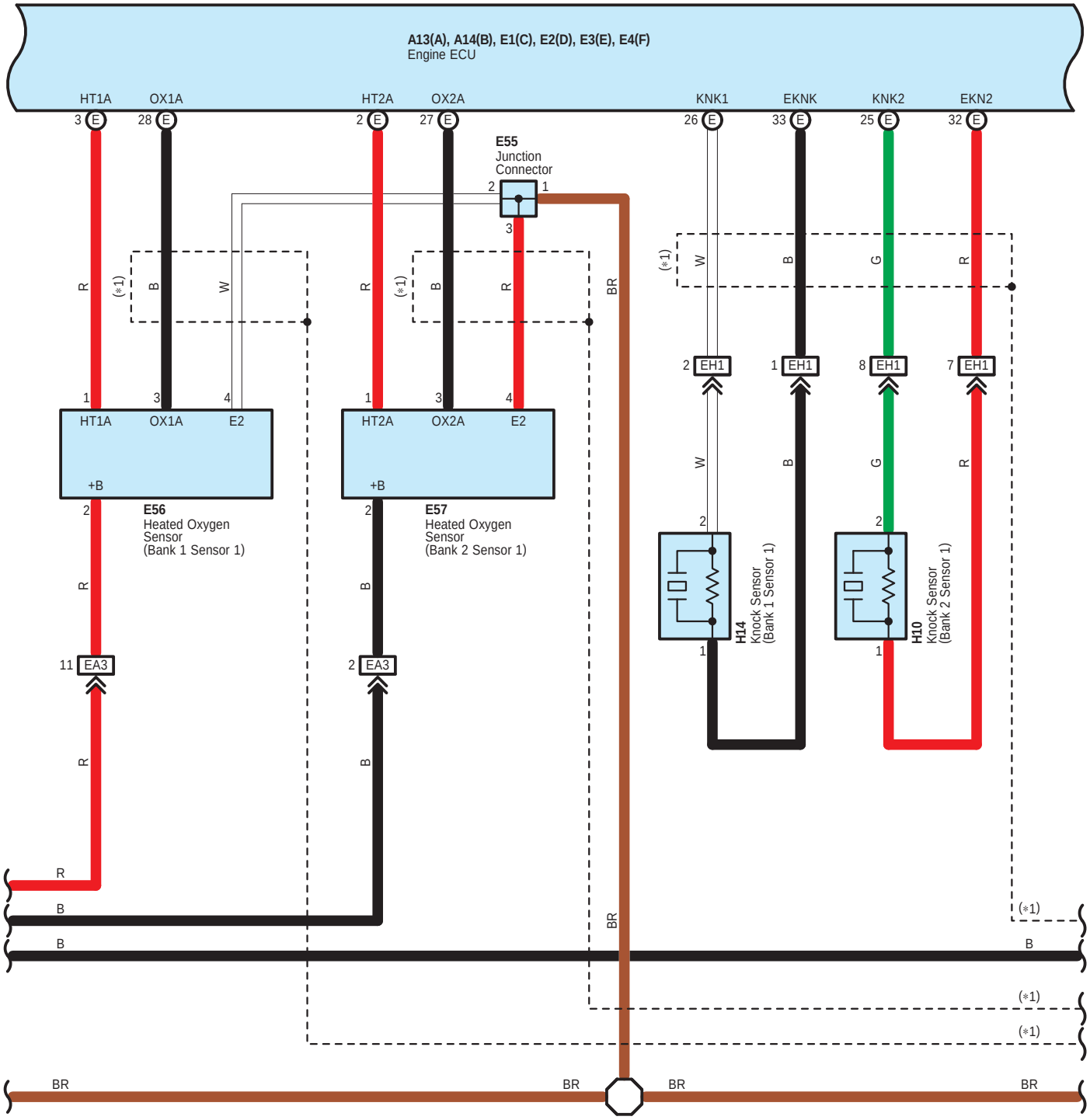
A13(A), A14(B), E1(C), E2(D), E3(E), E4(F)
Engine ECU
HT1A
OX1A
HT2A
OX2A
KNK1
EKNK
KNK2
EKN2
E55
Junction
Connector
E56
Heated Oxygen
Sensor
(Bank 1 Sensor 1)
E57
Heated Oxygen
Sensor
(Bank 2 Sensor 1)
EH1
EA3
H14
Knock Sensor
(Bank 1 Sensor 1)
H10
Knock Sensor
(Bank 2 Sensor 1)
+B
E2
(*1)

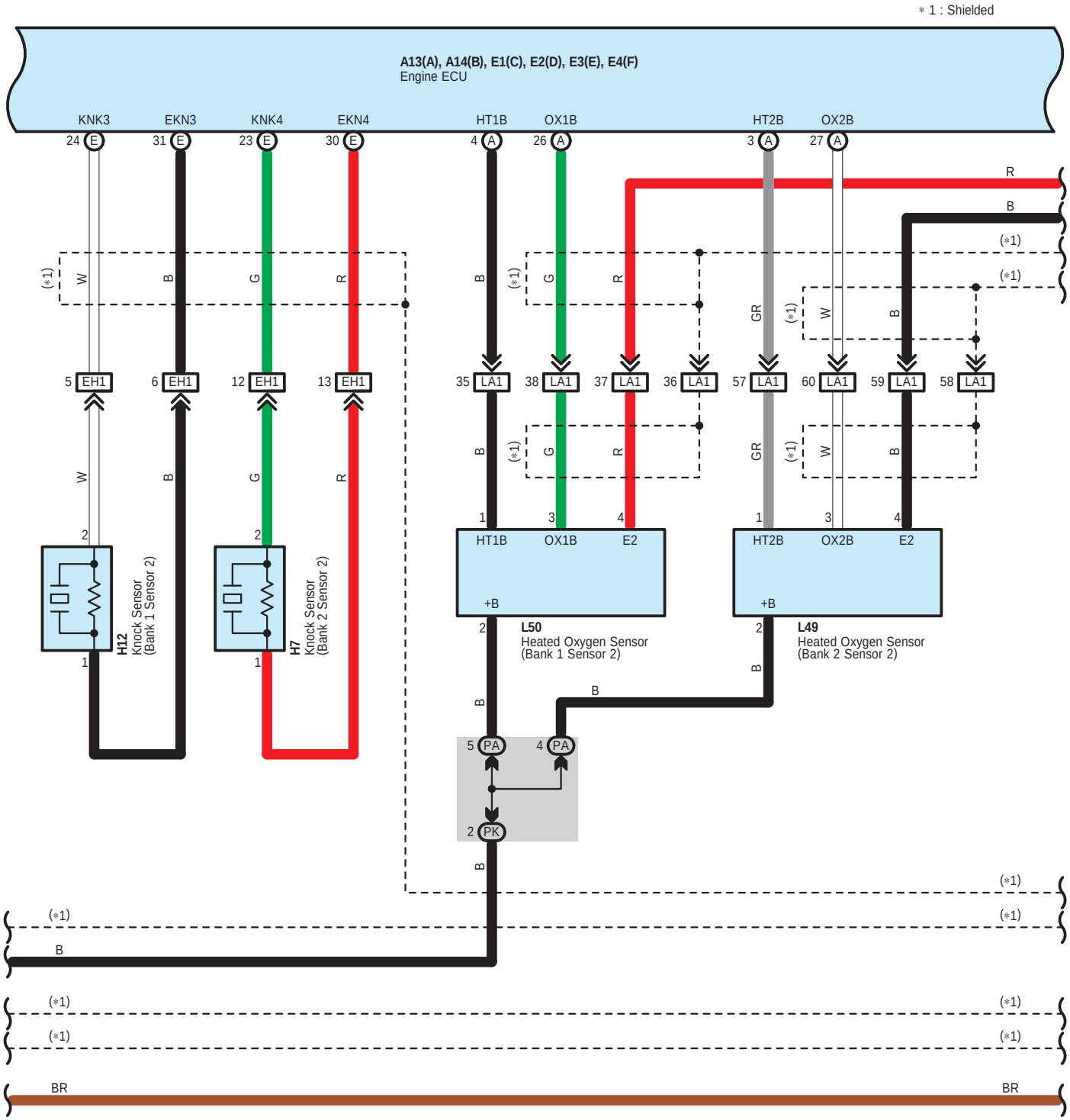
∗1 : Shielded
A13(A), A14(B), E1(C), E2(D), E3(E), E4(F)
Engine ECU
KNK3
EKN3
KNK4
EKN4
HT1B
OX1B
HT2B
OX2B
24 E
31 E
23 E
30 E
4 A
26 A
3 A
27 A
R
B
(∗1)
W
B
G
R
GR
5 EH1
6 EH1
12 EH1
13 EH1
35 LA1
38 LA1
37 LA1
36 LA1
57 LA1
60 LA1
59 LA1
58 LA1
2
1
H12
Knock Sensor
(Bank 1 Sensor 2)
H7
Knock Sensor
(Bank 2 Sensor 2)
HT1B
OX1B
E2
+B
L50
Heated Oxygen Sensor
(Bank 1 Sensor 2)
HT2B
OX2B
E2
+B
L49
Heated Oxygen Sensor
(Bank 2 Sensor 2)
5 PA
4 PA
2 PK
BR

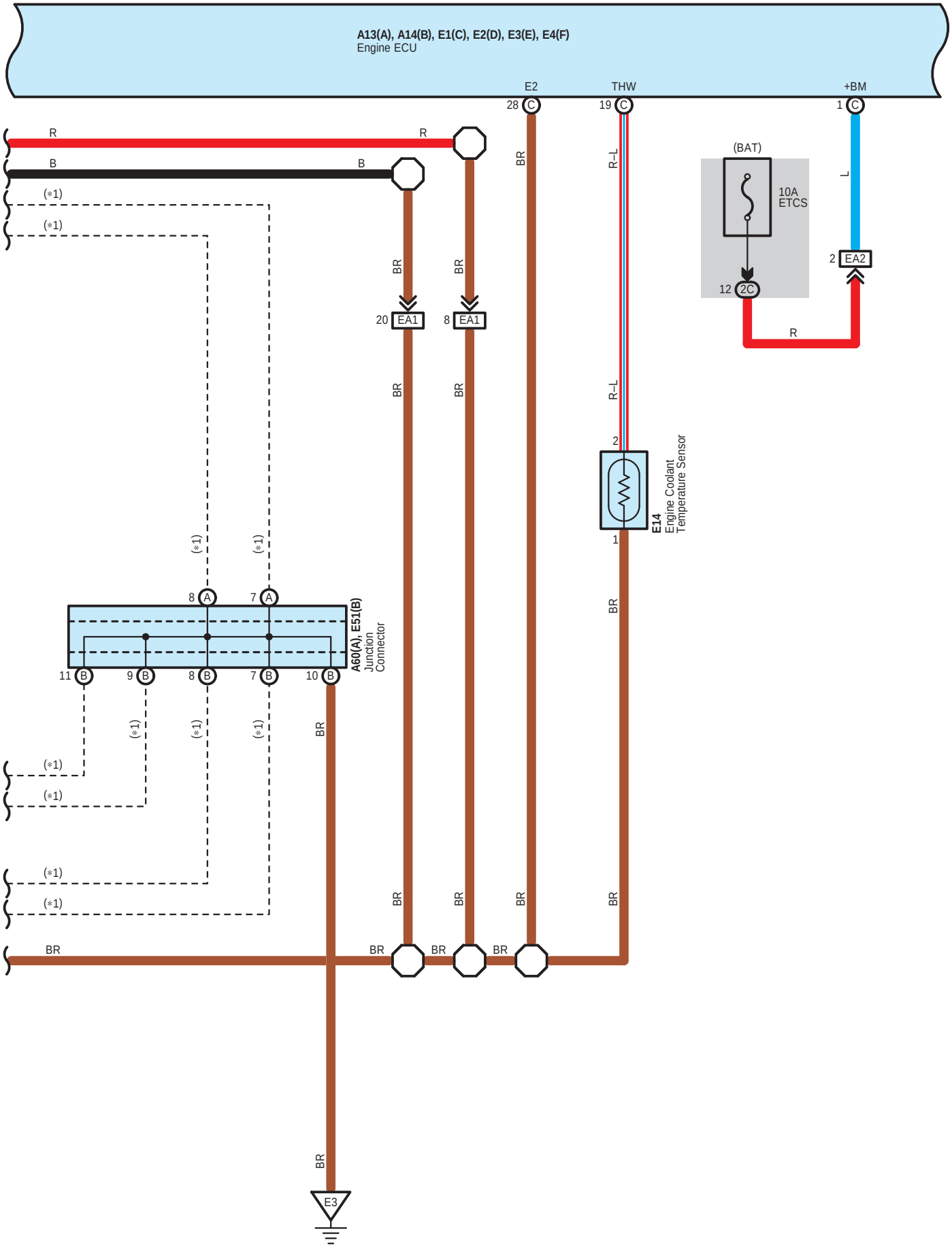
A13(A), A14(B), E1(C), E2(D), E3(E), E4(F)
Engine ECU
E2
THW
+BM
28 C
19 C
1 C
R
B
(*1)
BR
R–L
L
(BAT)
10A
ETCS
12 2C
2 EA2
20 EA1
8 EA1
2
1
E14
Engine Coolant
Temperature Sensor
8 A
7 A
A60(A), E51(B)
Junction
Connector
11 B
9 B
8 B
7 B
10 B
E3

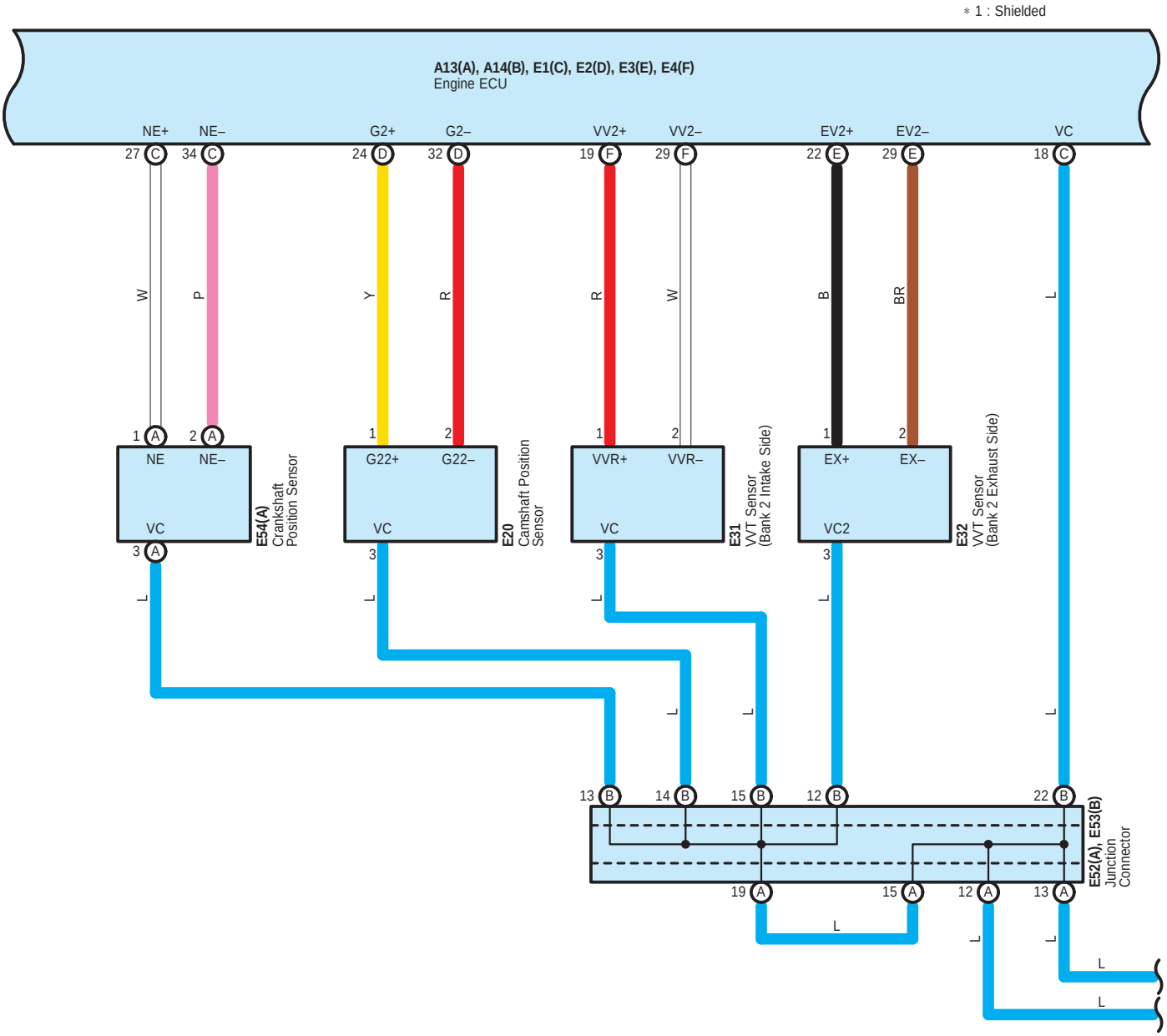
∗ 1 : Shielded
A13(A), A14(B), E1(C), E2(D), E3(E), E4(F)
Engine ECU
NE+
NE–
G2+
G2–
VV2+
VV2–
EV2+
EV2–
VC
27 C
34 C
24 D
32 D
19 F
29 F
22 E
29 E
18 C
W
P
Y
R
R
W
B
BR
L
1 A
2 A
NE
NE–
VC
3 A
E54(A)
Crankshaft
Position Sensor
1
2
G22+
G22–
VC
3
E20
Camshaft Position
Sensor
1
2
VVR+
VVR–
VC
3
E31
VVT Sensor
(Bank 2 Intake Side)
1
2
EX+
EX–
VC2
3
E32
VVT Sensor
(Bank 2 Exhaust Side)
13 B
14 B
15 B
12 B
22 B
19 A
15 A
12 A
13 A
E52(A), E53(B)
Junction
Connector

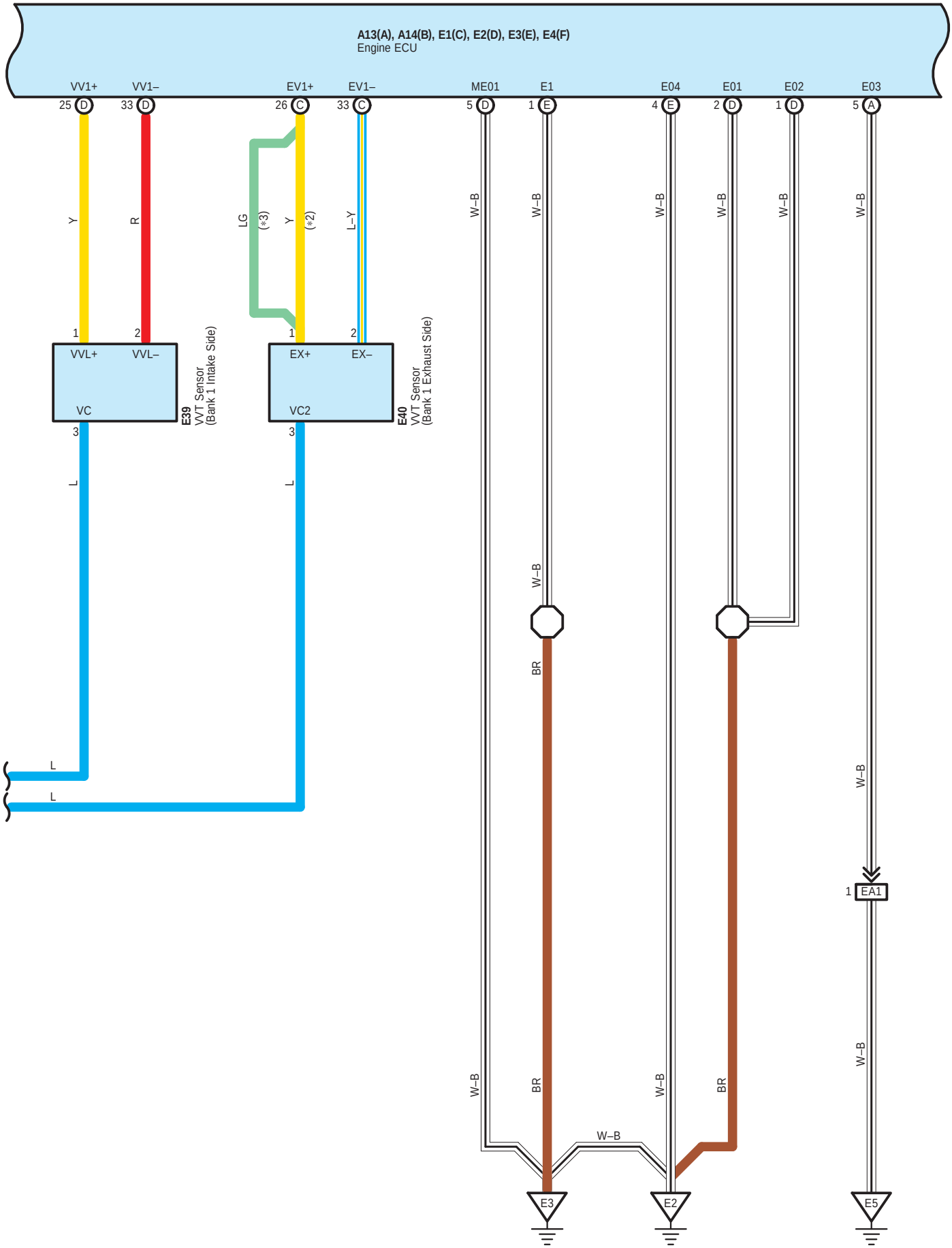
A13(A), A14(B), E1(C), E2(D), E3(E), E4(F)
Engine ECU
VV1+
VV1–
EV1+
EV1–
ME01
E1
E04
E01
E02
E03
25 D
33 D
26 C
33 C
5 D
1 E
4 E
2 D
1 D
5 A
Y
R
LG
(*3)
Y
(*2)
L–Y
W–B
1
2
VVL+
VVL–
VC
3
E39
VVT Sensor
(Bank 1 Intake Side)
EX+
EX–
VC2
E40
VVT Sensor
(Bank 1 Exhaust Side)
L
BR
1 EA1
E3
E2
E5

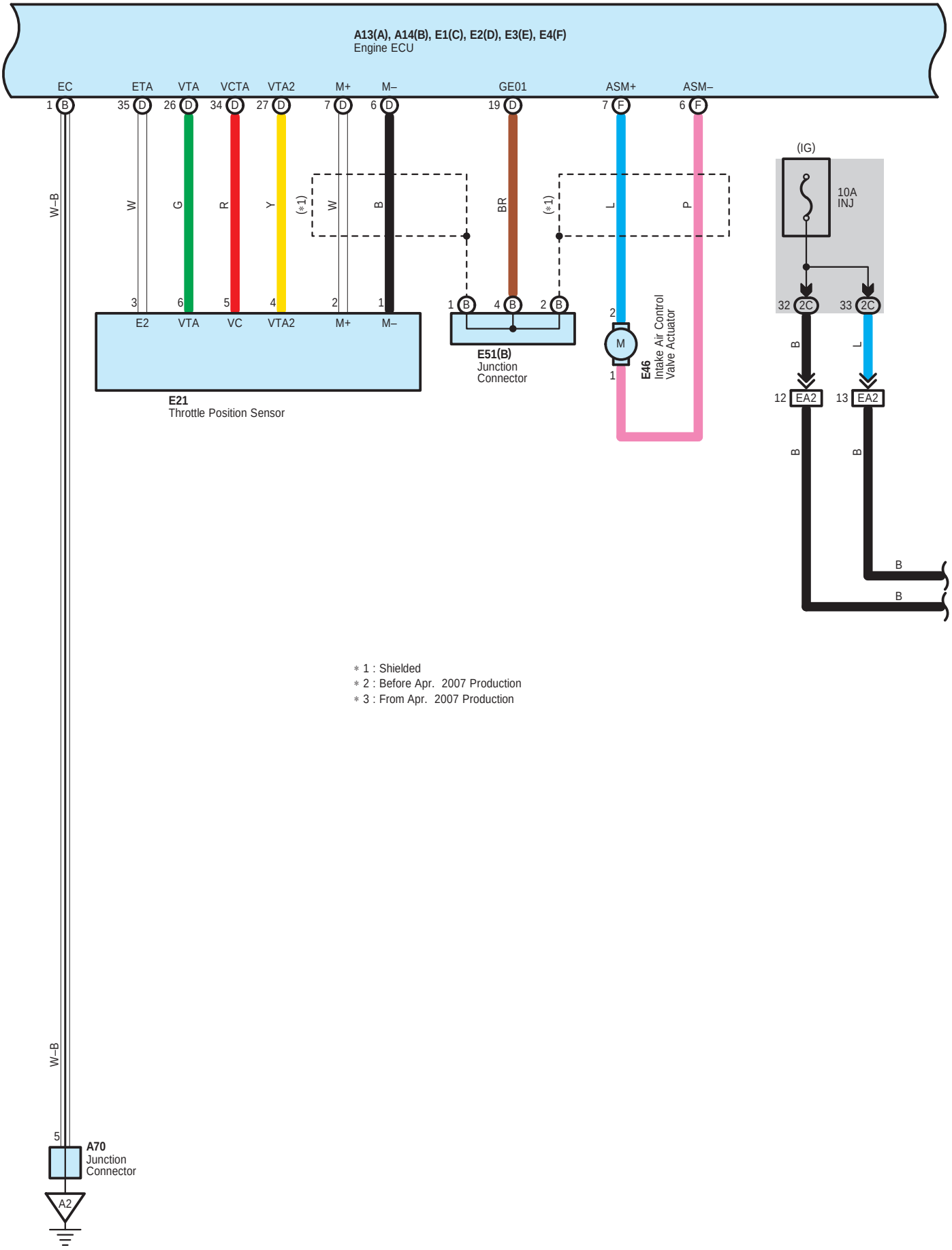

∗ 1 : Shielded
∗ 2 : Before Apr. 2007 Production
∗ 3 : From Apr. 2007 Production

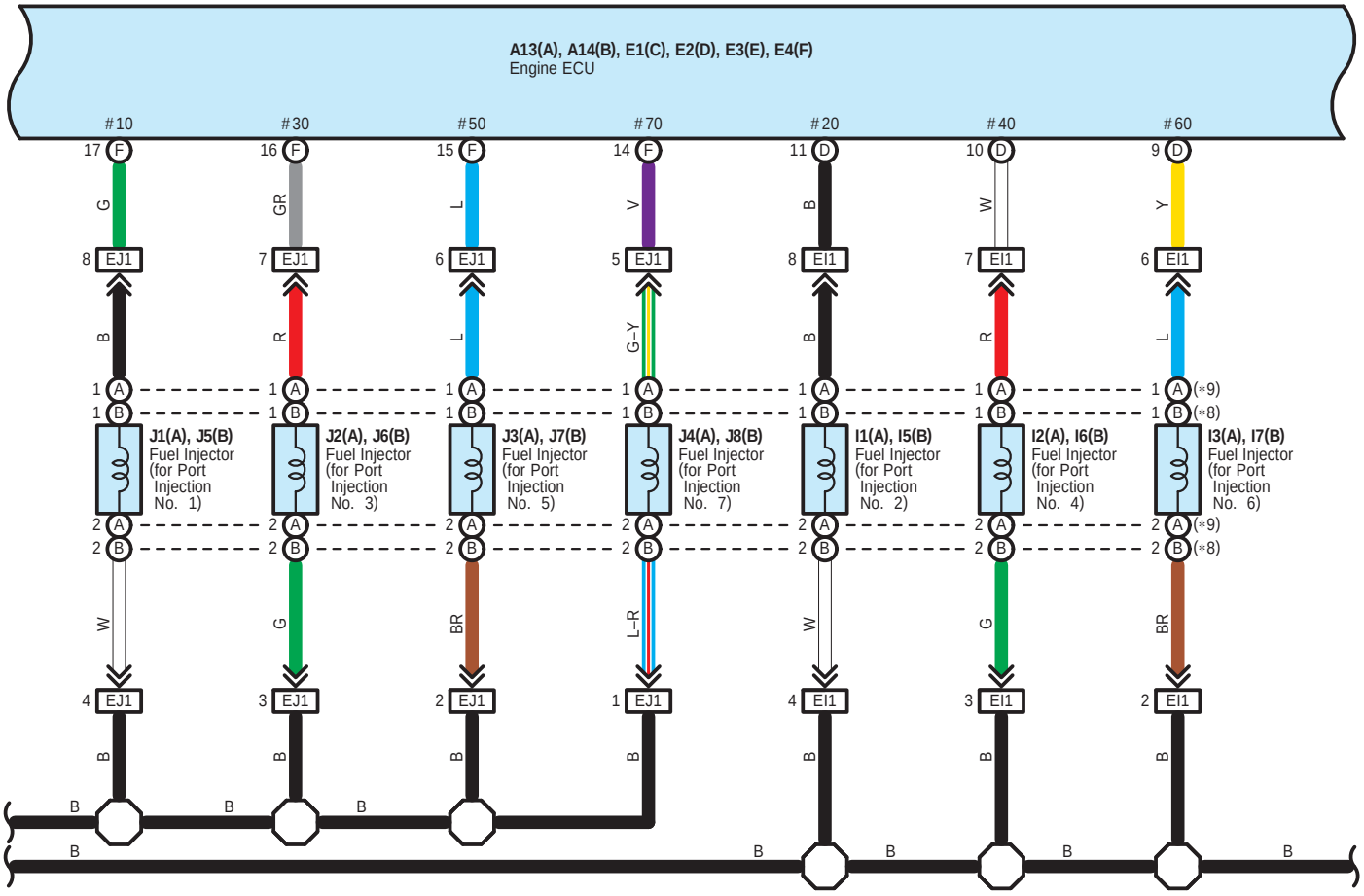

∗ 8 : From Sep. 2009 Production
∗ 9 : Before Sep. 2009 Production

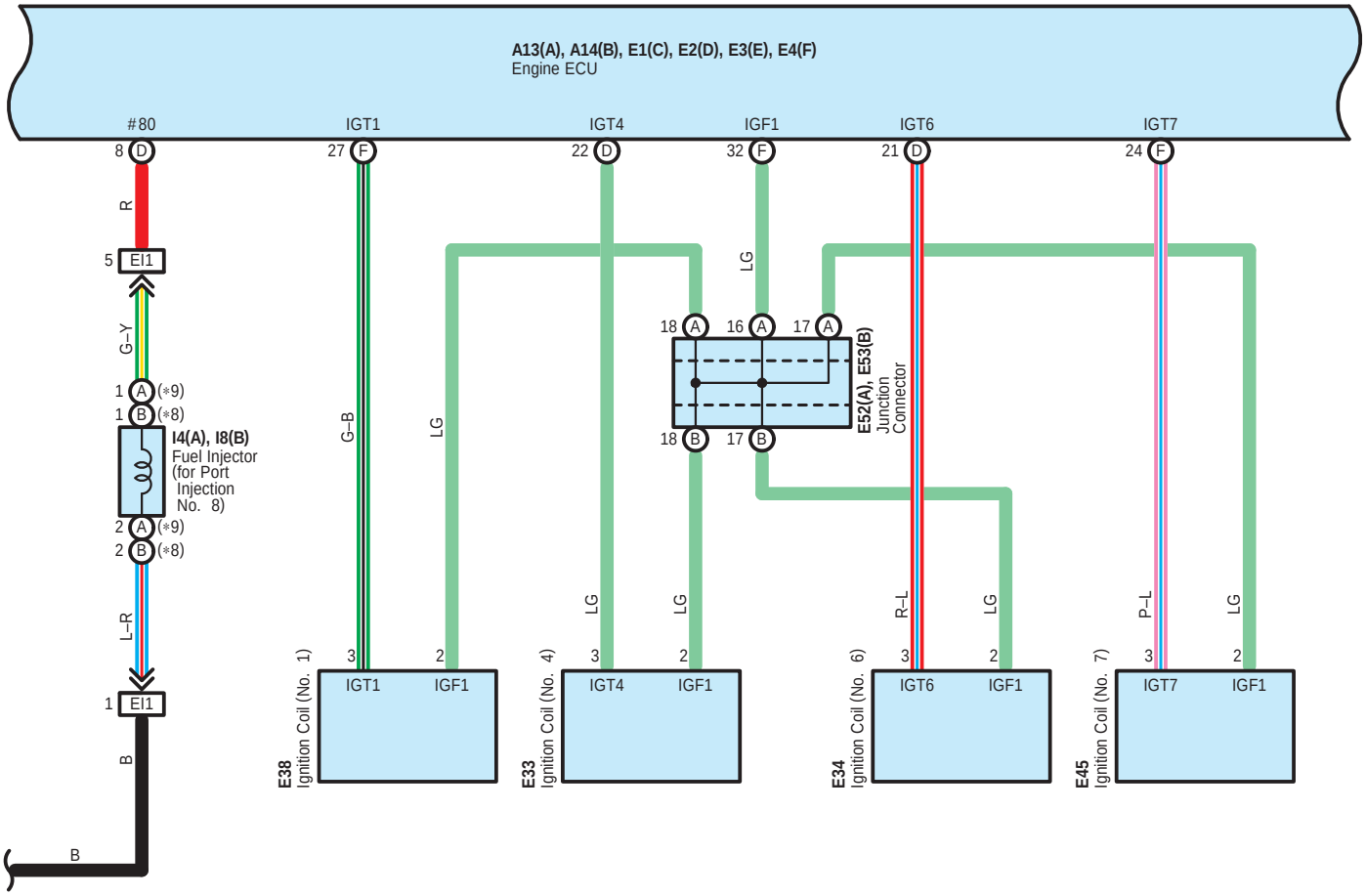
A13(A), A14(B), E1(C), E2(D), E3(E), E4(F)
Engine ECU
#80
IGT1
IGT4
IGF1
IGT6
IGT7
8 D
27 F
22 D
32 F
21 D
24 F
R
5 EI1
G–Y
1 A (*9)
1 B (*8)
I4(A), I8(B)
Fuel Injector
(for Port
Injection
No. 8)
2 A (*9)
2 B (*8)
L–R
1 EI1
B
B
G–B
LG
LG
LG
18 A
16 A
17 A
18 B
17 B
E52(A), E53(B)
Junction
Connector
LG
LG
R–L
LG
P–L
LG
3
2
IGT1
IGF1
E38
Ignition Coil (No. 1)
IGT4
IGF1
E33
Ignition Coil (No. 4)
IGT6
IGF1
E34
Ignition Coil (No. 6)
IGT7
IGF1
E45
Ignition Coil (No. 7)

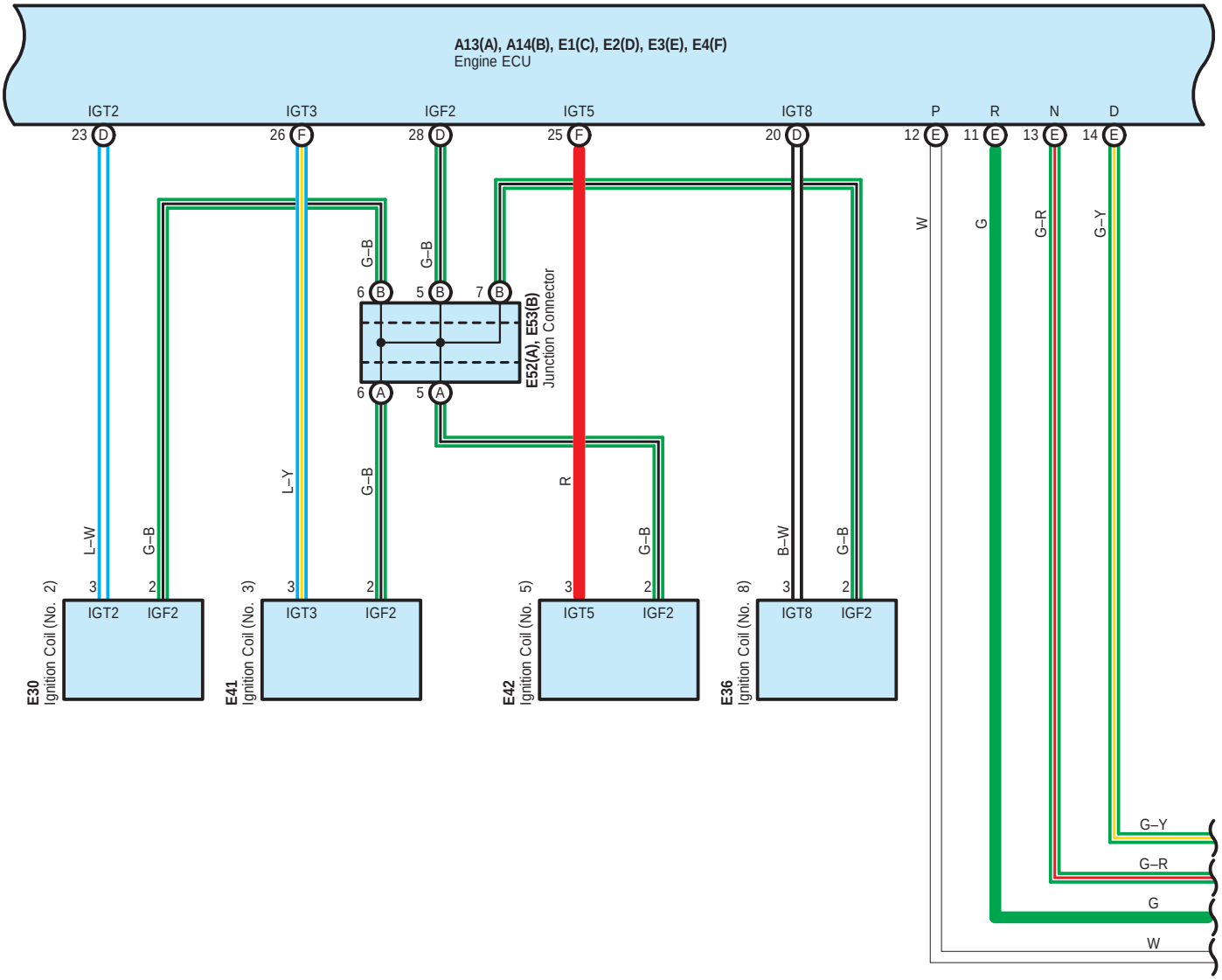
A13(A), A14(B), E1(C), E2(D), E3(E), E4(F)
Engine ECU
IGT2
IGT3
IGF2
IGT5
IGT8
P
R
N
D
23 D
26 F
28 D
25 F
20 D
12 E
11 E
13 E
14 E
W
G
G–R
G–Y
G–B
G–B
6 B
5 B
7 B
E52(A), E53(B)
Junction Connector
6 A
5 A
L–Y
G–B
R
G–B
L–W
G–B
B–W
G–B
3
2
IGT2
IGF2
E30
Ignition Coil (No. 2)
3
2
IGT3
IGF2
E41
Ignition Coil (No. 3)
3
2
IGT5
IGF2
E42
Ignition Coil (No. 5)
3
2
IGT8
IGF2
E36
Ignition Coil (No. 8)
G–Y
G–R
G
W

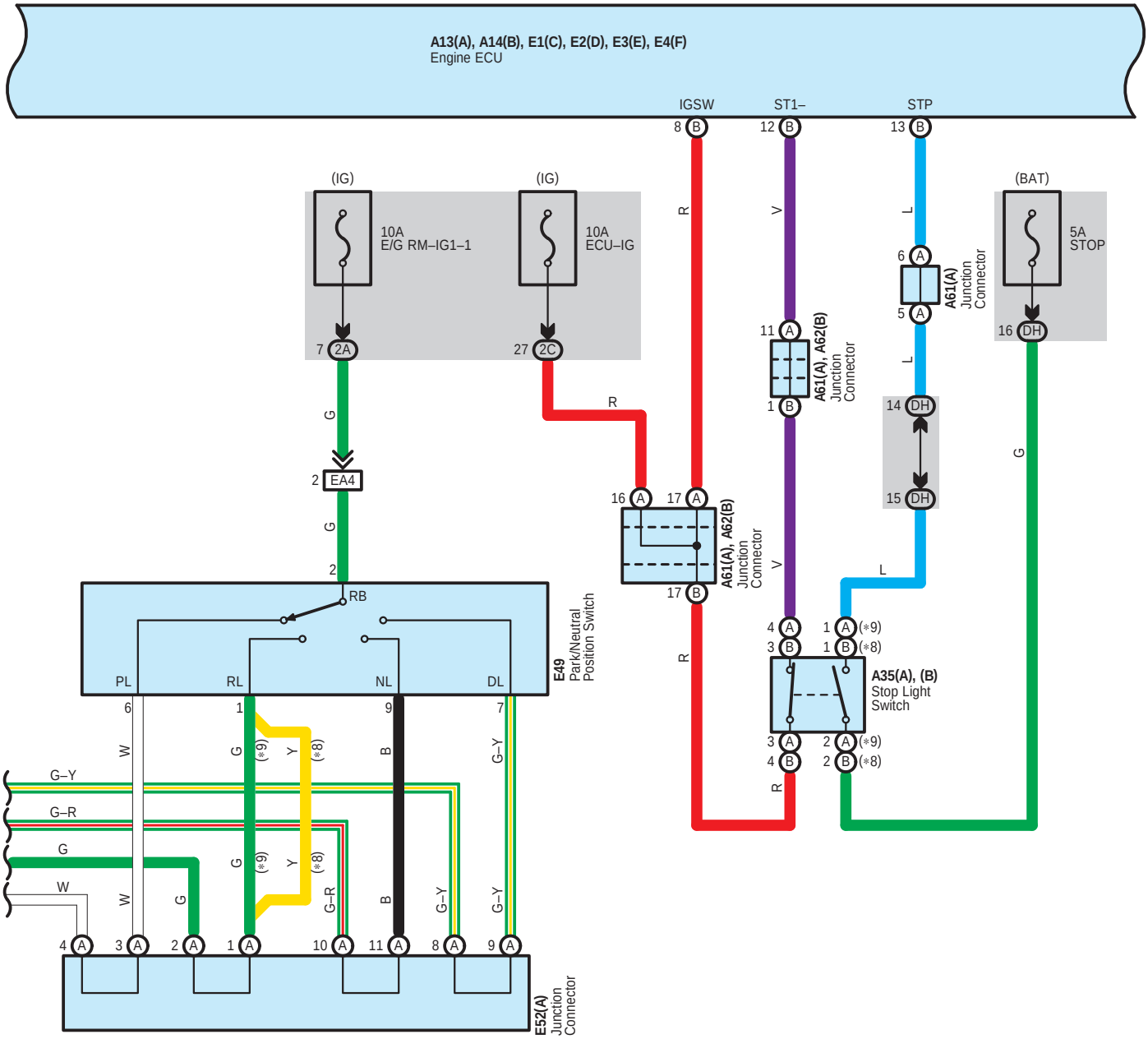

∗ 8 : From Sep. 2009 Production
∗ 9 : Before Sep. 2009 Production

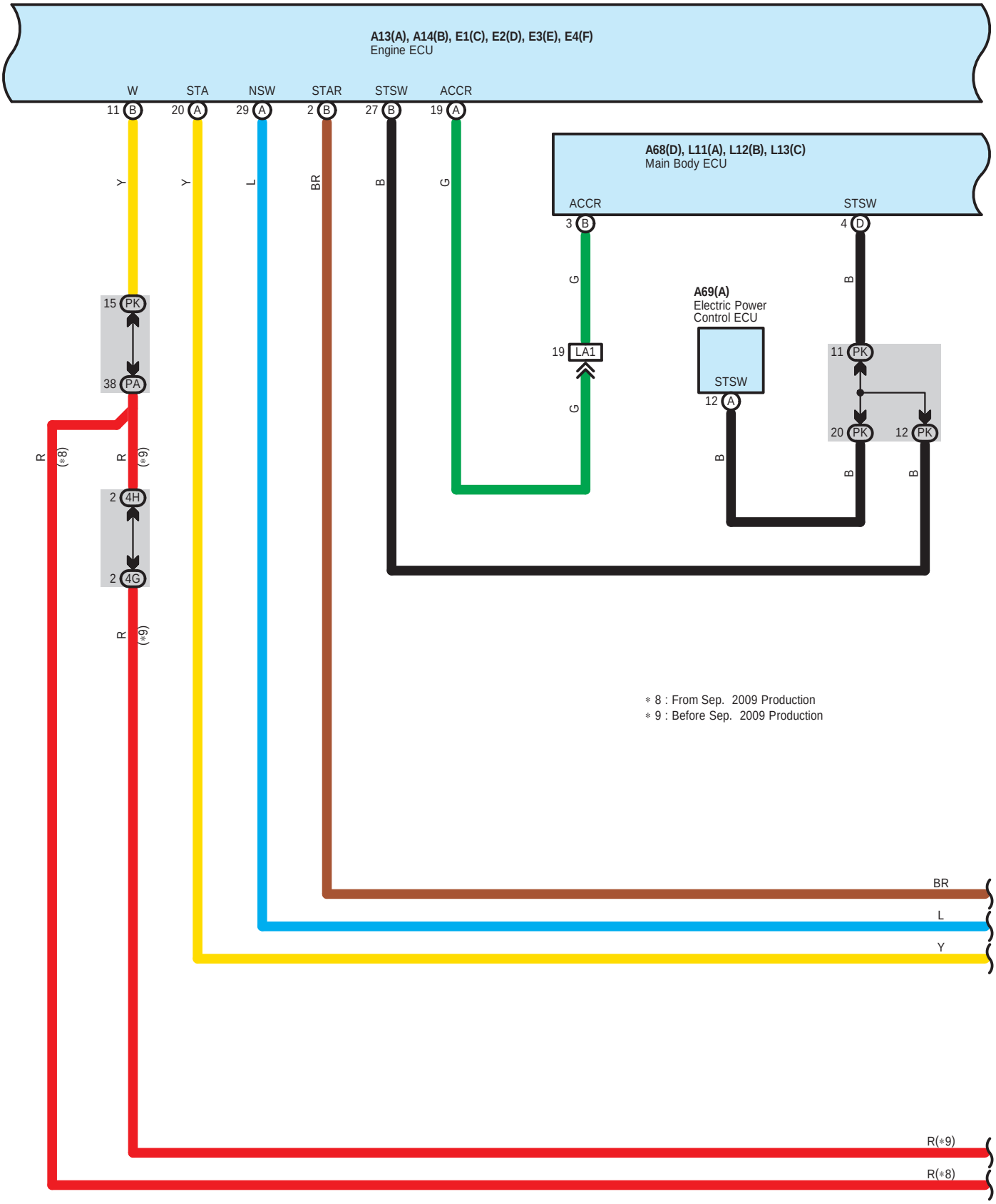
A13(A), A14(B), E1(C), E2(D), E3(E), E4(F)
Engine ECU
W
STA
NSW
STAR
STSW
ACCR
11 B
20 A
29 A
2 B
27 B
19 A
A68(D), L11(A), L12(B), L13(C)
Main Body ECU
ACCR
STSW
3 B
4 D
A69(A)
Electric Power
Control ECU
STSW
12 A
19 LA1
15 PK
38 PA
2 4H
2 4G
11 PK
20 PK
12 PK
Y
L
BR
B
G
R
(*8)
(*9)
* 8 : From Sep. 2009 Production
* 9 : Before Sep. 2009 Production
BR
L
Y
R(*9)
R(*8)

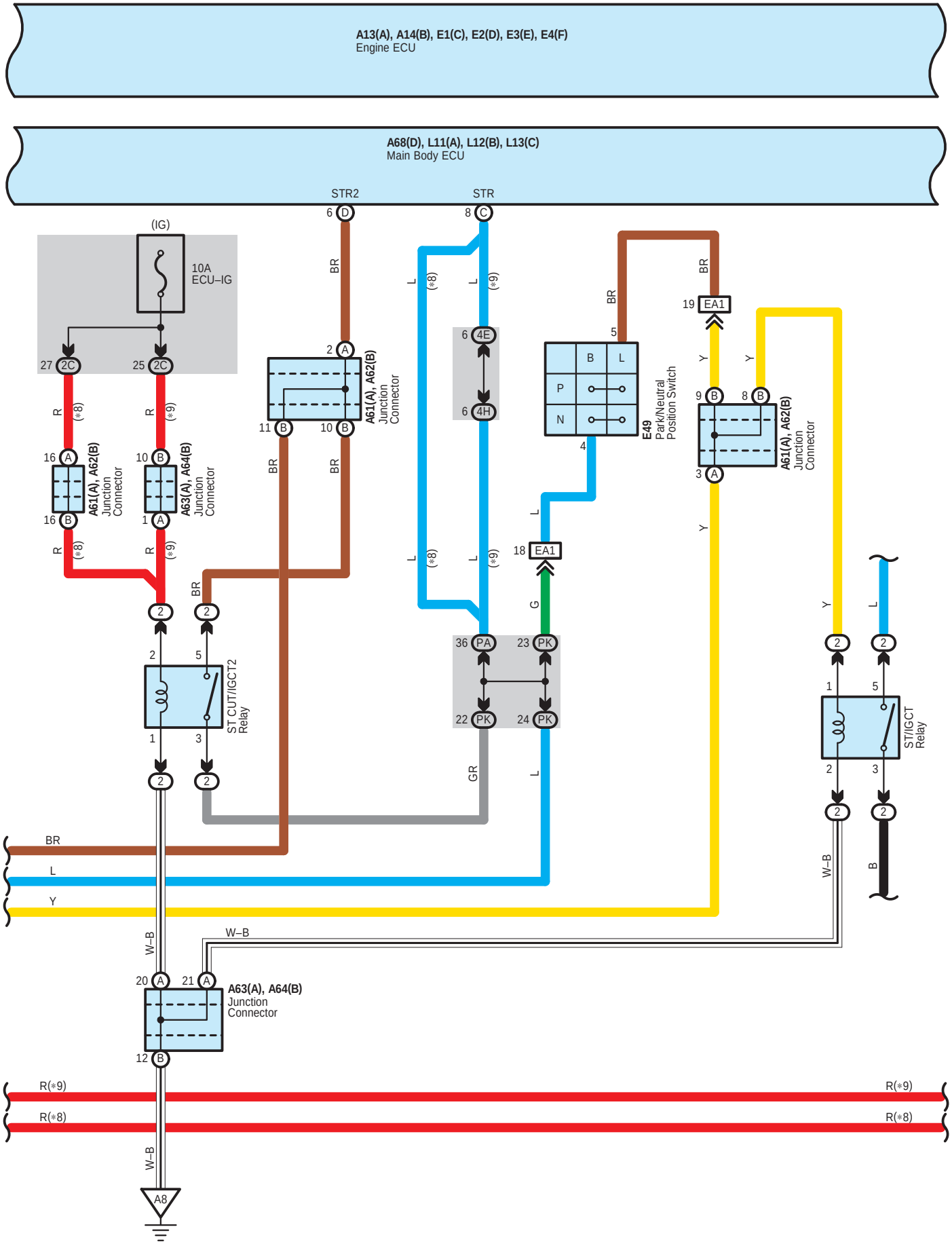
A13(A), A14(B), E1(C), E2(D), E3(E), E4(F)
Engine ECU
A68(D), L11(A), L12(B), L13(C)
Main Body ECU
STR2
STR
(IG)
10A
ECU–IG
A61(A), A62(B)
Junction
Connector
A63(A), A64(B)
Junction
Connector
E49
Park/Neutral
Position Switch
ST CUT/IGCT2
Relay
ST/IGCT
Relay
EA1
A63(A), A64(B)
Junction
Connector
A8
BR
L
Y
W–B
R(∗9)
R(∗8)
GR
G
PK
PA

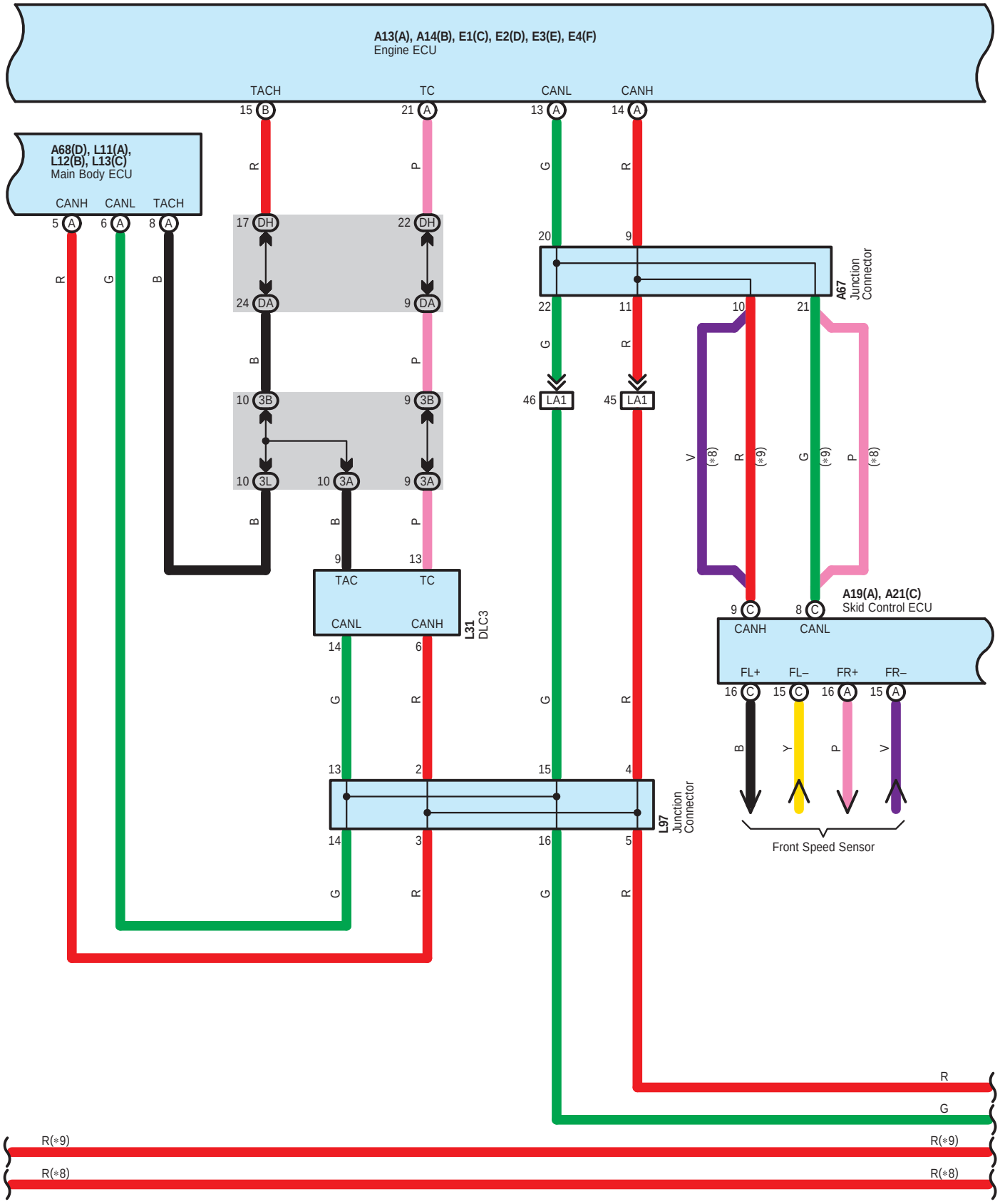
A13(A), A14(B), E1(C), E2(D), E3(E), E4(F)
Engine ECU
TACH
TC
CANL
CANH
A68(D), L11(A), L12(B), L13(C)
Main Body ECU
CANH
CANL
TACH
A67
Junction Connector
LA1
TAC
TC
CANL
CANH
L31
DLC3
A19(A), A21(C)
Skid Control ECU
FL+
FL–
FR+
FR–
Front Speed Sensor
L97
Junction Connector
R(∗9)
R(∗8)

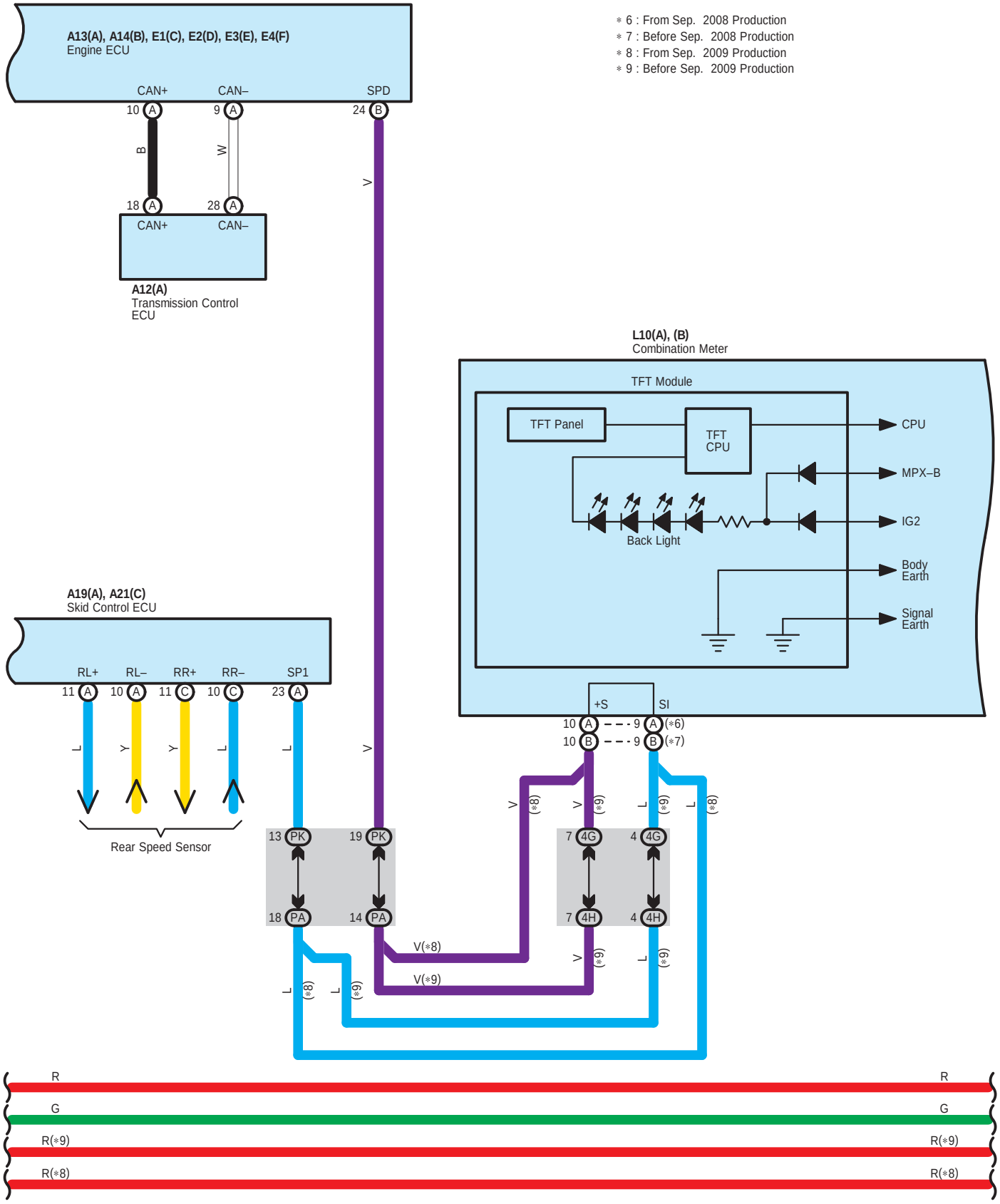
A13(A), A14(B), E1(C), E2(D), E3(E), E4(F)
Engine ECU
CAN+
CAN–
SPD
10 A
9 A
24 B
B
W
V
18 A
28 A
CAN+
CAN–
A12(A)
Transmission Control ECU
∗6 : From Sep. 2008 Production
∗7 : Before Sep. 2008 Production
∗8 : From Sep. 2009 Production
∗9 : Before Sep. 2009 Production
L10(A), (B)
Combination Meter
TFT Module
TFT Panel
TFT CPU
CPU
MPX–B
IG2
Back Light
Body Earth
Signal Earth
A19(A), A21(C)
Skid Control ECU
RL+
RL–
RR+
RR–
SP1
11 A
10 A
11 C
10 C
23 A
L
Y
Rear Speed Sensor
+S
SI
10 A
9 A
(∗6)
10 B
9 B
(∗7)
V(∗8)
V(∗9)
13 PK
19 PK
18 PA
14 PA
7 4G
4 4G
7 4H
4 4H
R
G
R(∗9)
R(∗8)

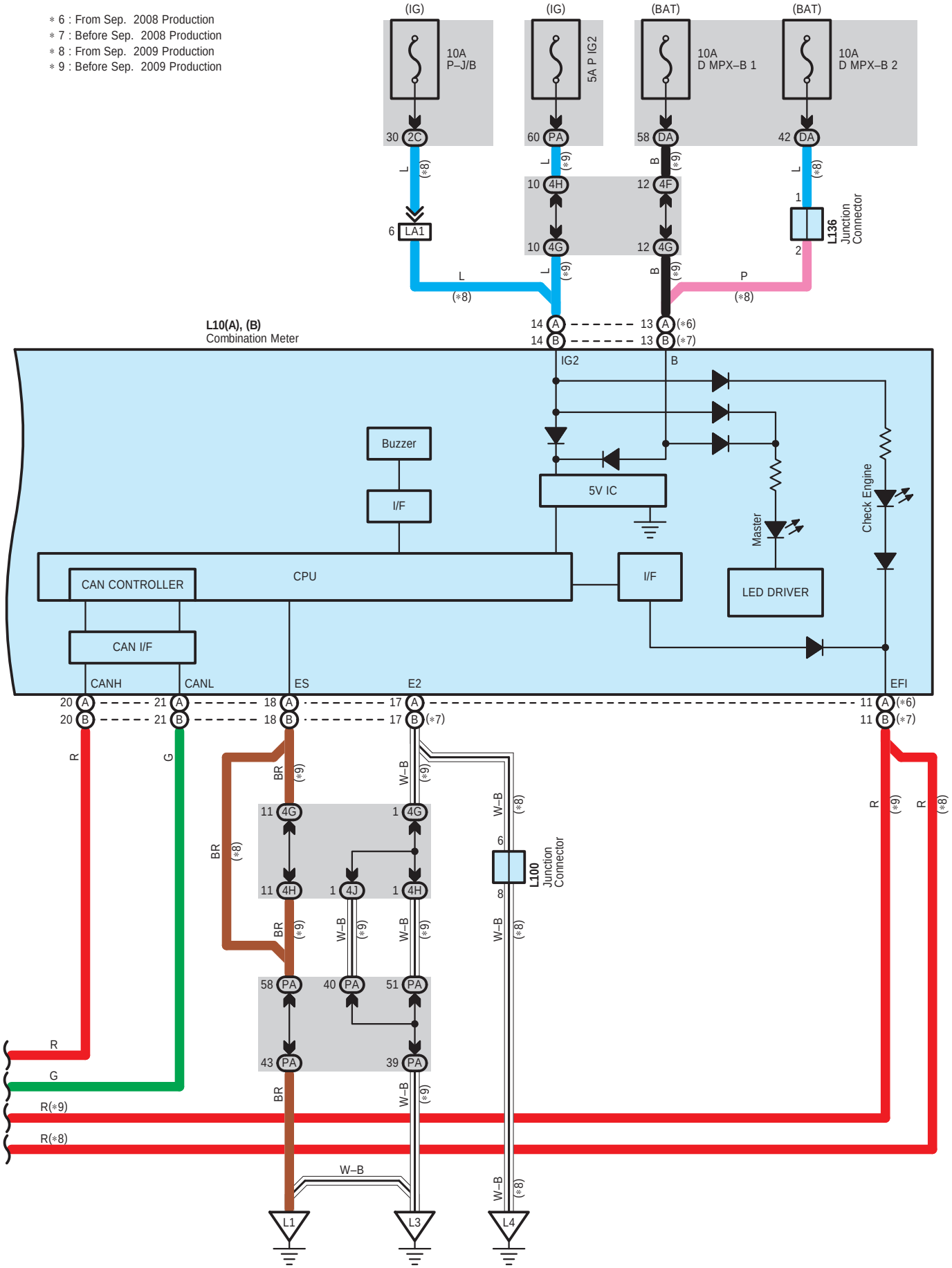
∗6 : From Sep. 2008 Production
∗7 : Before Sep. 2008 Production
∗8 : From Sep. 2009 Production
∗9 : Before Sep. 2009 Production
(IG)
10A
P–J/B
(IG)
5A P IG2
(BAT)
10A
D MPX–B 1
(BAT)
10A
D MPX–B 2
30 2C
60 PA
58 DA
42 DA
10 4H
12 4F
10 4G
12 4G
6 LA1
L136
Junction
Connector
L10(A), (B)
Combination Meter
14 A
14 B
13 A (∗6)
13 B (∗7)
IG2
B
Buzzer
I/F
5V IC
Master
Check Engine
CAN CONTROLLER
CPU
I/F
LED DRIVER
CAN I/F
CANH
CANL
ES
E2
EFI
20 A
20 B
21 A
21 B
18 A
18 B
17 A
17 B (∗7)
11 A (∗6)
11 B (∗7)
11 4G
1 4G
11 4H
1 4J
1 4H
L100
Junction
Connector
58 PA
40 PA
51 PA
43 PA
39 PA
R
G
R(∗9)
R(∗8)
W–B
L1
L3
L4

A 12
Gray

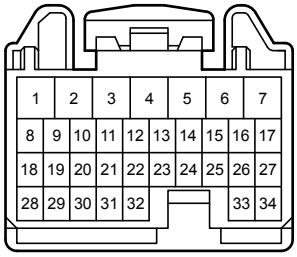

A 13
White

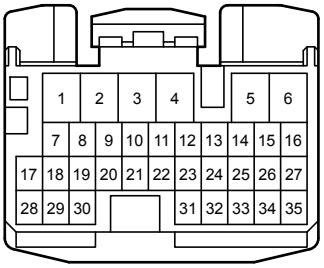

A 14
White

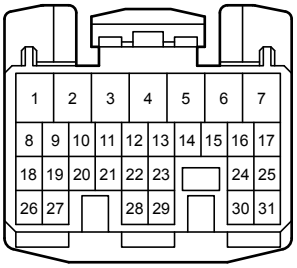

A 16
Black



A 19
Black

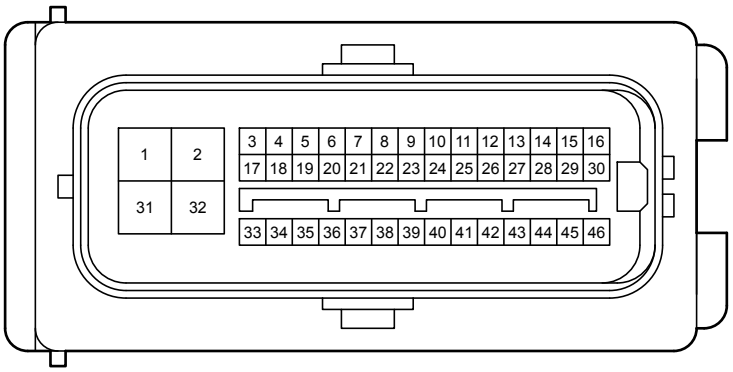

A 21
Gray

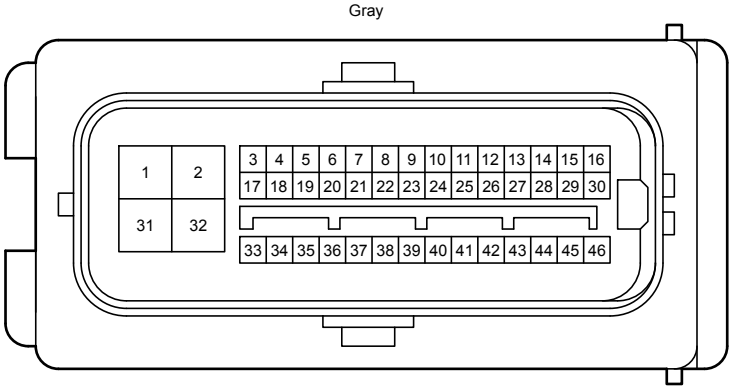

A 35
Green

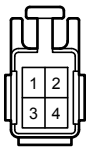

A 36
Black



A 60
Blue



A 61
Black

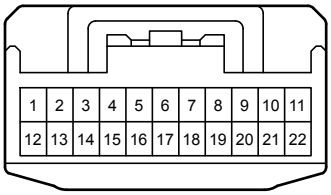

A 62
Blue

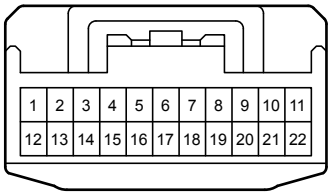

A 63
Black

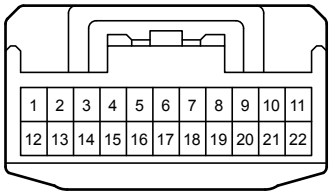

A 64
Black

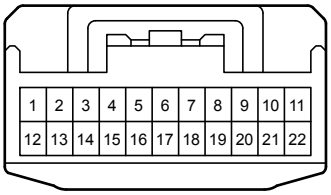

A 67
Black

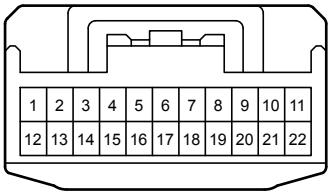

A 68
White

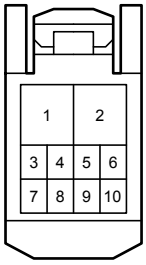

A 69
White

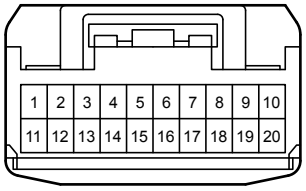

A 70
Gray



E 1
White

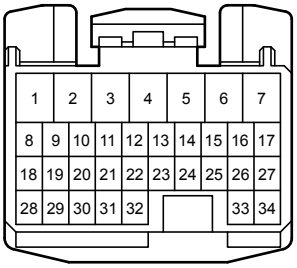

E 2
White

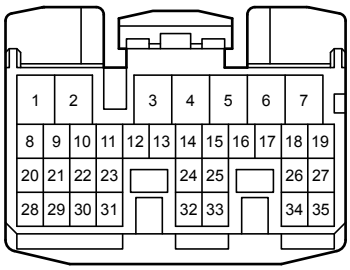

E 3
White

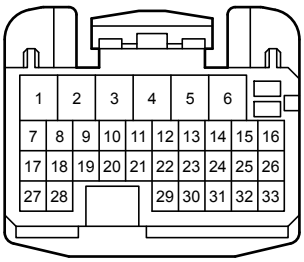

E 4
White

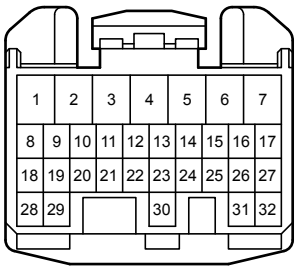

E 9
Black

E 10
Black



E 12
Black

E 13
Black



E 14
Dark Gray

E 17
Black

E 18
Black



E 19
Black

E 20
Black



E 21
Black

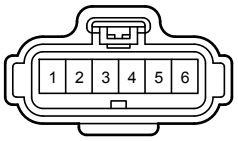

E 22
Black

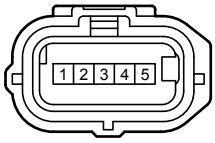

E 24
Black

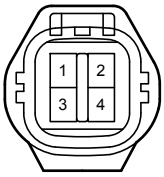

E 30
Gray

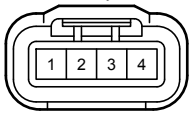

E 31
Black



E 32
Black

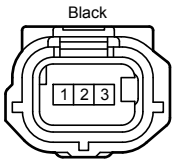

E 33
Black

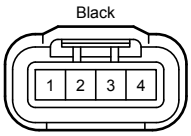

E 34
Gray

E 36
Black

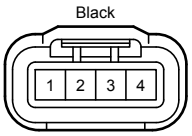

E 38
Gray

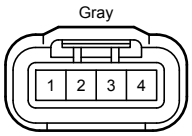

E 39
Black

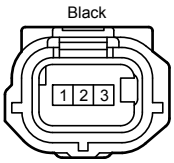

E 40
Black

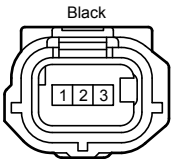

E 41
Black

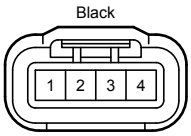

E 42
Gray

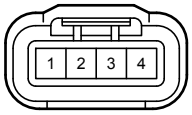

E 44
Black

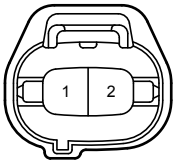

E 45
Black

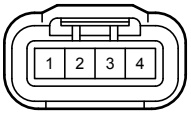

E 46
Black

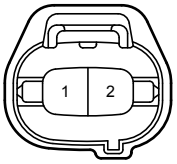

E 49
Gray

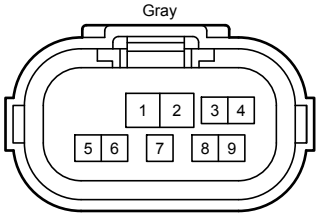

E 51
Blue



E 52
Black

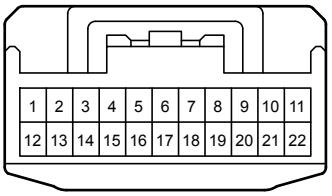

E 53
Black

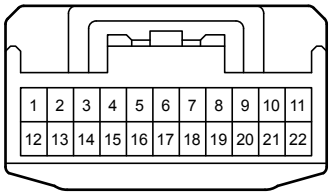

E 54
Black

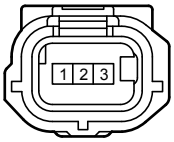

E 55
Black

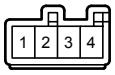

E 56
Dark Gray

E 57
Dark Gray

H 7
Black

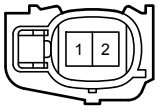

H 10
Black

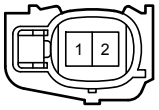

H 12
Gray

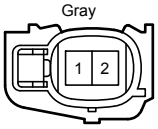

H 14
Gray

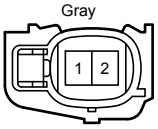

I 1
Black

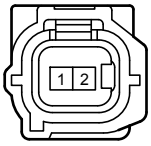

I 2
Black

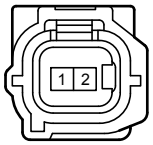

I 3
Black

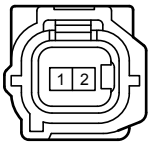

I 4
Black

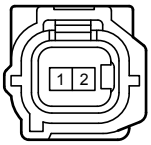

I 5
Black

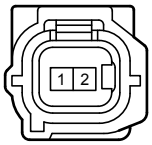

I 6
Black

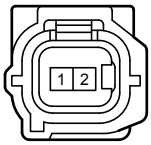

I 7
Black

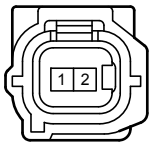

I 8
Black

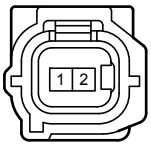

J 1
Black

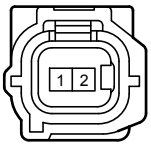

J 2
Black

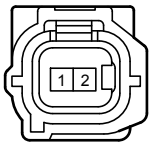

J 3
Black

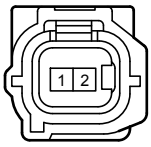

J 4
Black

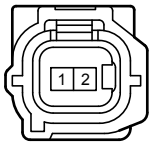

J 5
Black



J 6
Black



J 7
Black

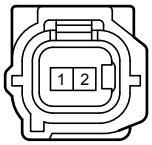

J 8
Black

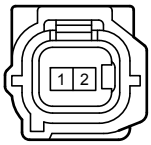

L 10
White

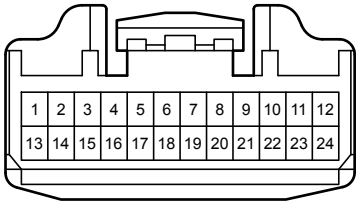

(Before Sep. 2008 Production)

L 10
Black

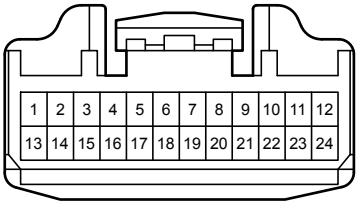

(From Sep. 2008 Production)

L 11
White

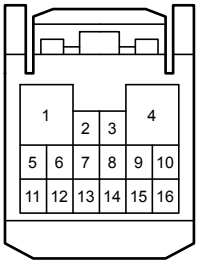

L 12
White

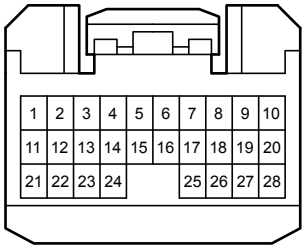

L 13
White

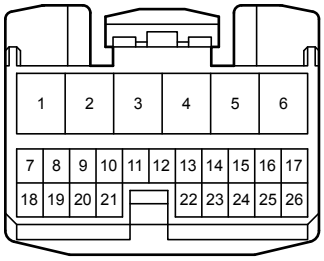

L 31
White

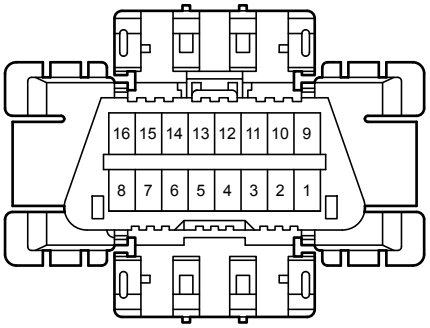

L 32
White

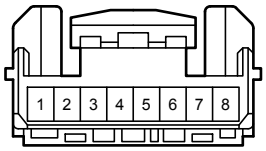

L 49
Dark Gray

L 50
Dark Gray

L 97
Black

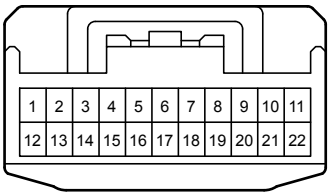

L100
Blue

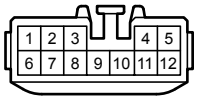

L136
Black

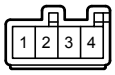

S 11
White

S 57
White

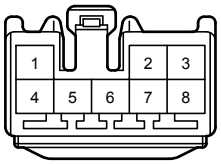

1L

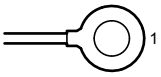

2A
Black

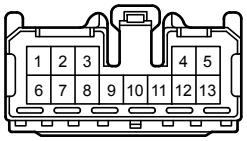

2B
Black

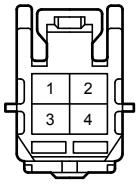

2C
White

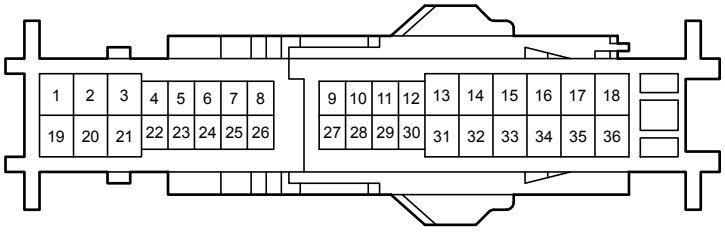

2D
Black

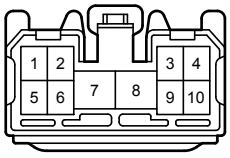

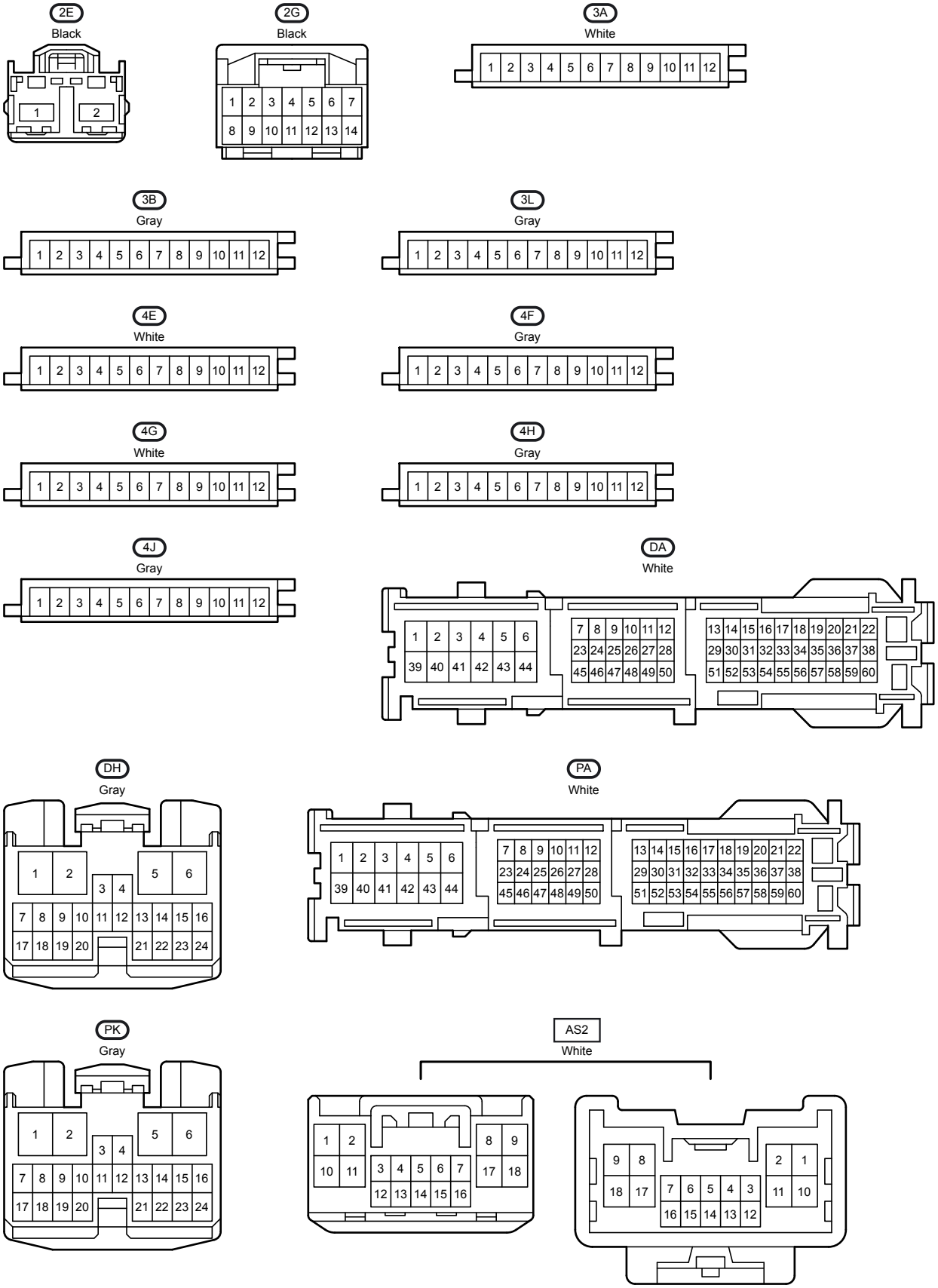
2E
Black
1 2
2G
Black
1 2 3 4 5 6 7
8 9 10 11 12 13 14
3A
White
1 2 3 4 5 6 7 8 9 10 11 12
3B
Gray
1 2 3 4 5 6 7 8 9 10 11 12
3L
Gray
1 2 3 4 5 6 7 8 9 10 11 12
4E
White
1 2 3 4 5 6 7 8 9 10 11 12
4F
Gray
1 2 3 4 5 6 7 8 9 10 11 12
4G
White
1 2 3 4 5 6 7 8 9 10 11 12
4H
Gray
1 2 3 4 5 6 7 8 9 10 11 12
4J
Gray
1 2 3 4 5 6 7 8 9 10 11 12
DA
White
1 2 3 4 5 6
39 40 41 42 43 44
7 8 9 10 11 12
23 24 25 26 27 28
45 46 47 48 49 50
13 14 15 16 17 18 19 20 21 22
29 30 31 32 33 34 35 36 37 38
51 52 53 54 55 56 57 58 59 60
DH
Gray
1 2 3 4 5 6
7 8 9 10 11 12 13 14 15 16
17 18 19 20 21 22 23 24
PA
White
1 2 3 4 5 6
39 40 41 42 43 44
7 8 9 10 11 12
23 24 25 26 27 28
45 46 47 48 49 50
13 14 15 16 17 18 19 20 21 22
29 30 31 32 33 34 35 36 37 38
51 52 53 54 55 56 57 58 59 60
PK
Gray
1 2 3 4 5 6
7 8 9 10 11 12 13 14 15 16
17 18 19 20 21 22 23 24
AS2
White
1 2
10 11
3 4 5 6 7
12 13 14 15 16
8 9
17 18
9 8
18 17
7 6 5 4 3
16 15 14 13 12
2 1
11 10

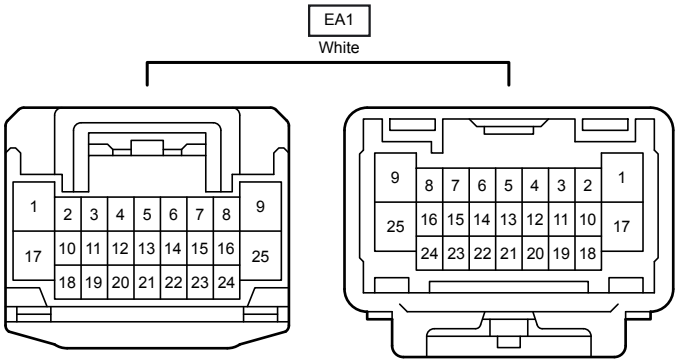
EA1
White
1 2 3 4 5 6 7 8 9
17 10 11 12 13 14 15 16 25
18 19 20 21 22 23 24
9 8 7 6 5 4 3 2 1
25 16 15 14 13 12 11 10 17
24 23 22 21 20 19 18

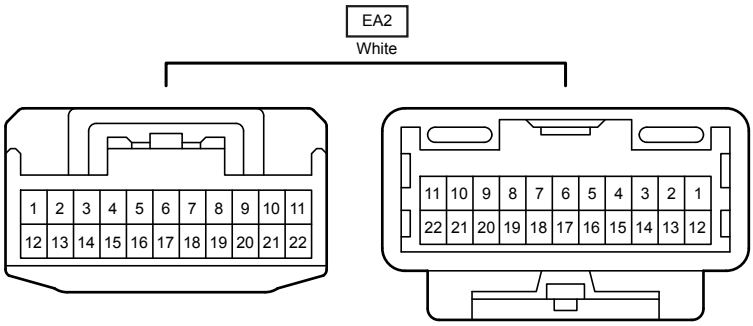
EA2
White
1 2 3 4 5 6 7 8 9 10 11
12 13 14 15 16 17 18 19 20 21 22
11 10 9 8 7 6 5 4 3 2 1
22 21 20 19 18 17 16 15 14 13 12

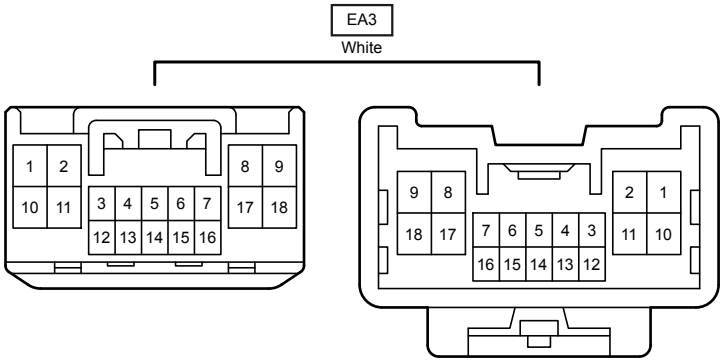
EA3
White
1 2
10 11
3 4 5 6 7
12 13 14 15 16
8 9
17 18
9 8
18 17
7 6 5 4 3
16 15 14 13 12
2 1
11 10

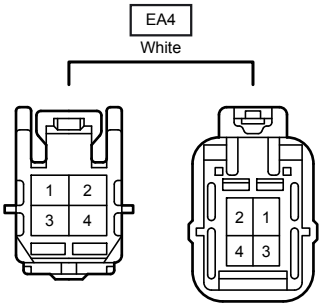
EA4
White
1 2
3 4
2 1
4 3

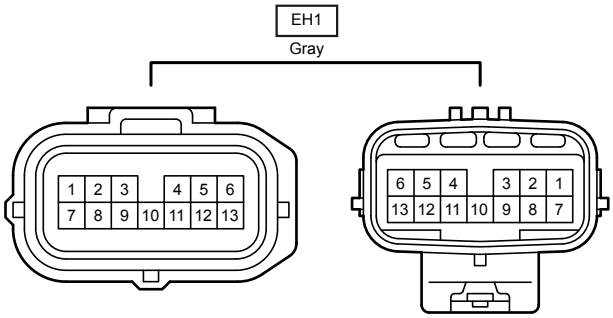
EH1
Gray
1 2 3 4 5 6
7 8 9 10 11 12 13
6 5 4 3 2 1
13 12 11 10 9 8 7

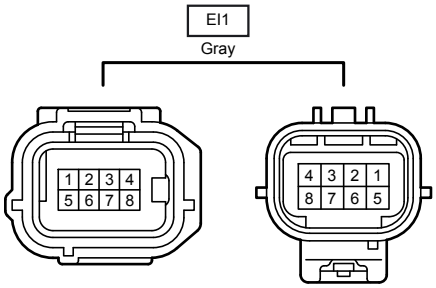
EI1
Gray
1 2 3 4
5 6 7 8
4 3 2 1
8 7 6 5

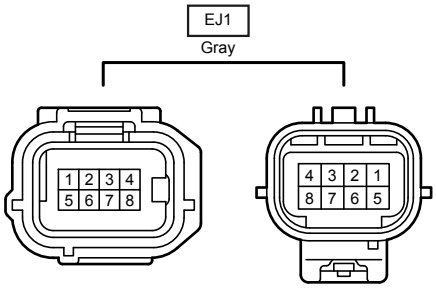
EJ1
Gray
1 2 3 4
5 6 7 8
4 3 2 1
8 7 6 5

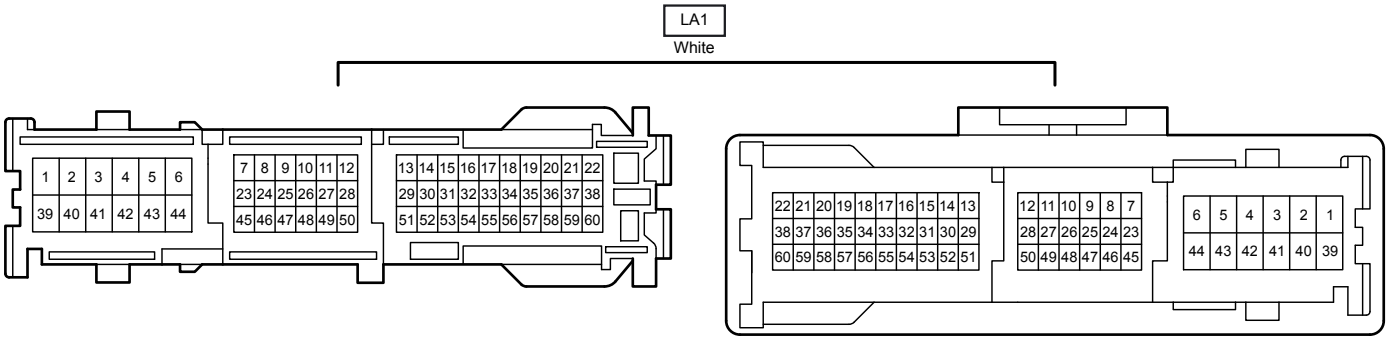
LA1
White
1 2 3 4 5 6
39 40 41 42 43 44
7 8 9 10 11 12
23 24 25 26 27 28
45 46 47 48 49 50
13 14 15 16 17 18 19 20 21 22
29 30 31 32 33 34 35 36 37 38
51 52 53 54 55 56 57 58 59 60
22 21 20 19 18 17 16 15 14 13
38 37 36 35 34 33 32 31 30 29
60 59 58 57 56 55 54 53 52 51
12 11 10 9 8 7
28 27 26 25 24 23
50 49 48 47 46 45
6 5 4 3 2 1
44 43 42 41 40 39