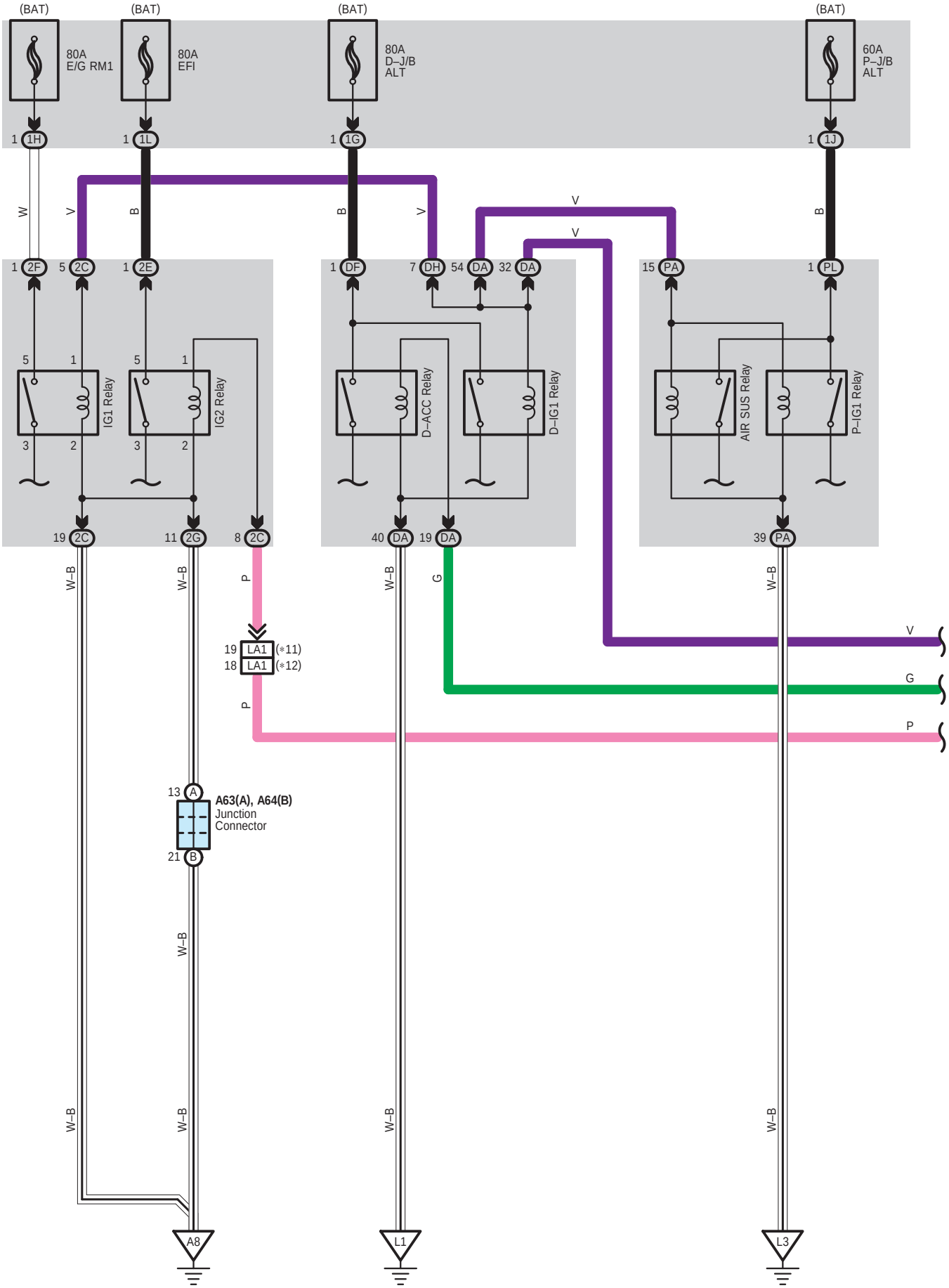
(BAT)
80A
E/G RM1
80A
EFI
80A
D–J/B
ALT
60A
P–J/B
ALT
1 1H
1 1L
1 1G
1 1J
W
V
B
B
V
V
V
B
1 2F
5 2C
1 2E
1 DF
7 DH
54 DA
32 DA
15 PA
1 PL
IG1 Relay
IG2 Relay
D–ACC Relay
D–IG1 Relay
AIR SUS Relay
P–IG1 Relay
19 2C
11 2G
8 2C
40 DA
19 DA
39 PA
W–B
P
G
19 LA1 (*11)
18 LA1 (*12)
13 A
21 B
A63(A), A64(B)
Junction
Connector
A8
L1
L3

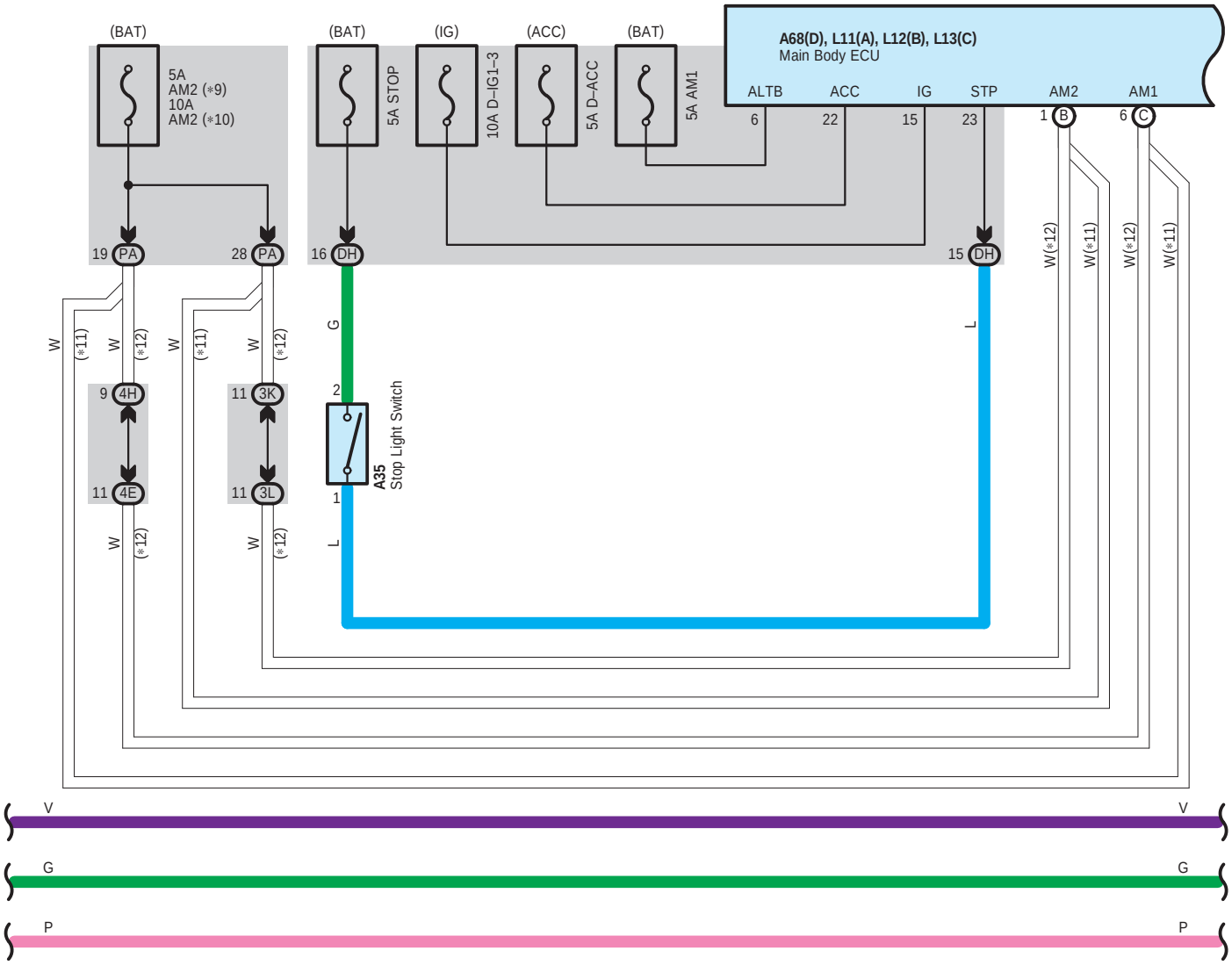

* 9 : From Sep. 2008 Production
*10 : Before Sep. 2008 Production
*11 : From Sep. 2009 Production
*12 : Before Sep. 2009 Production

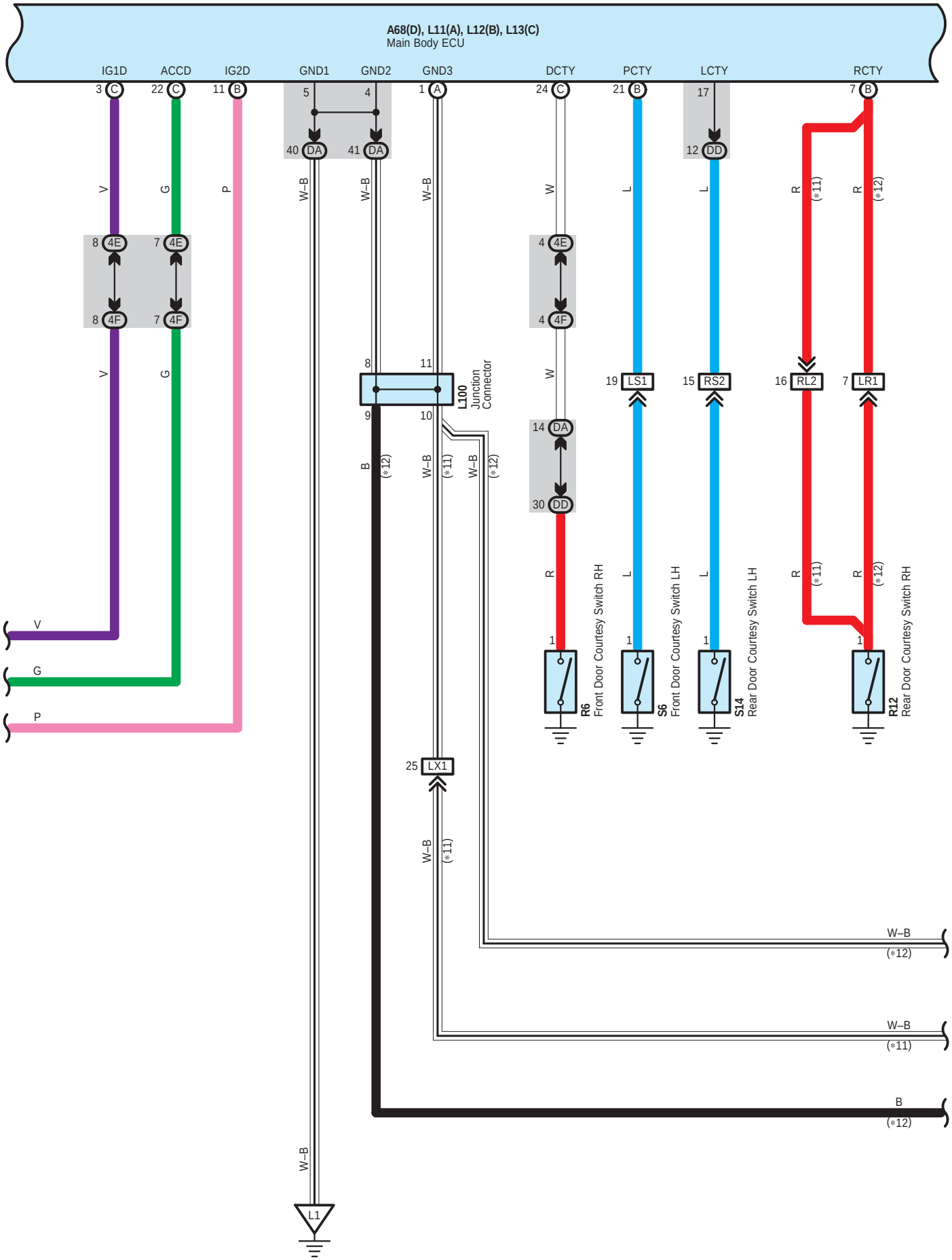
A68(D), L11(A), L12(B), L13(C)
Main Body ECU
IG1D
ACCD
IG2D
GND1
GND2
GND3
DCTY
PCTY
LCTY
RCTY
L100
Junction Connector
R6
Front Door Courtesy Switch RH
S6
Front Door Courtesy Switch LH
S14
Rear Door Courtesy Switch LH
R12
Rear Door Courtesy Switch RH
LS1
RS2
RL2
LR1
LX1
L1
W–B
(*12)
(*11)

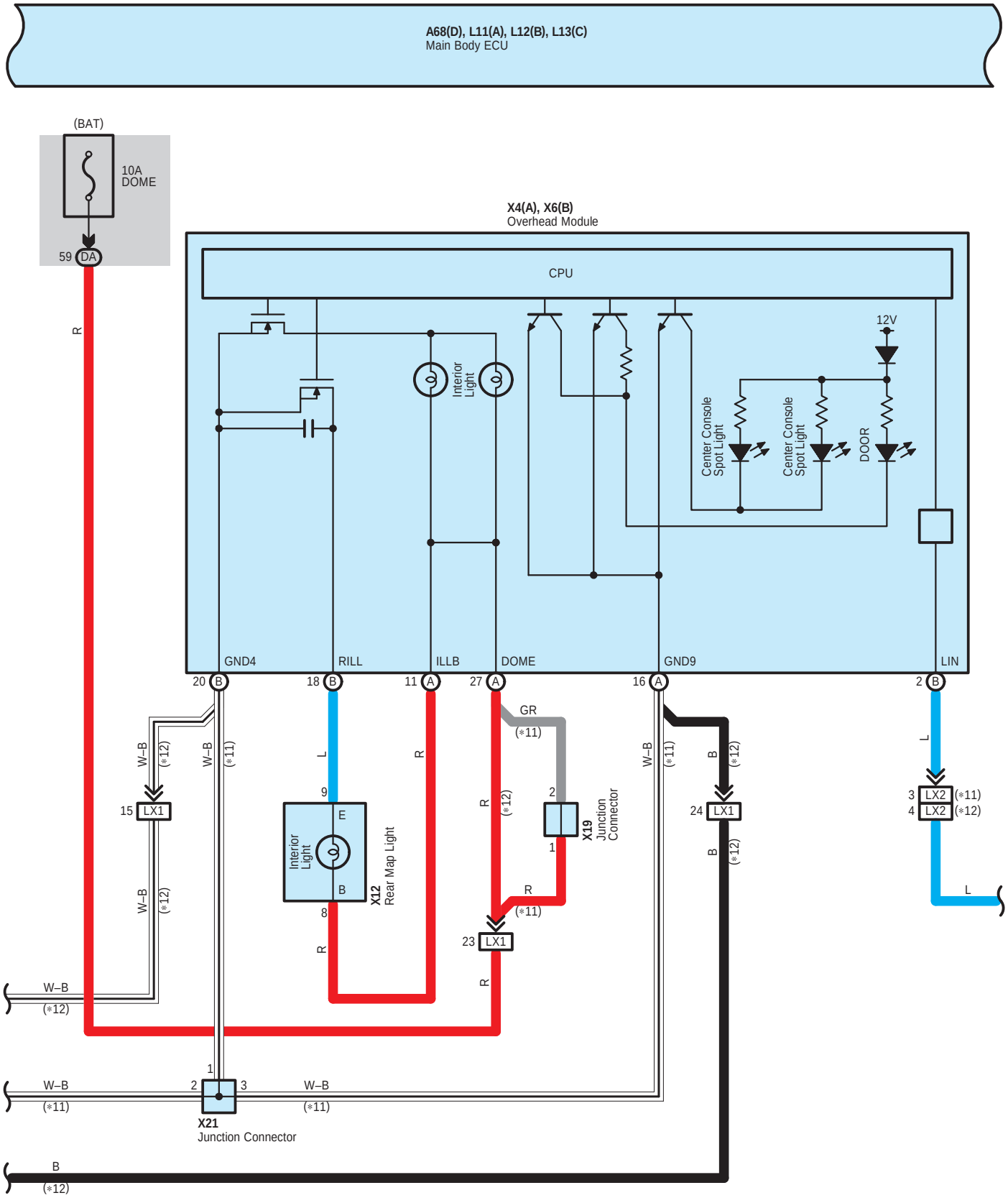

*11 : From Sep. 2009 Production
*12 : Before Sep. 2009 Production

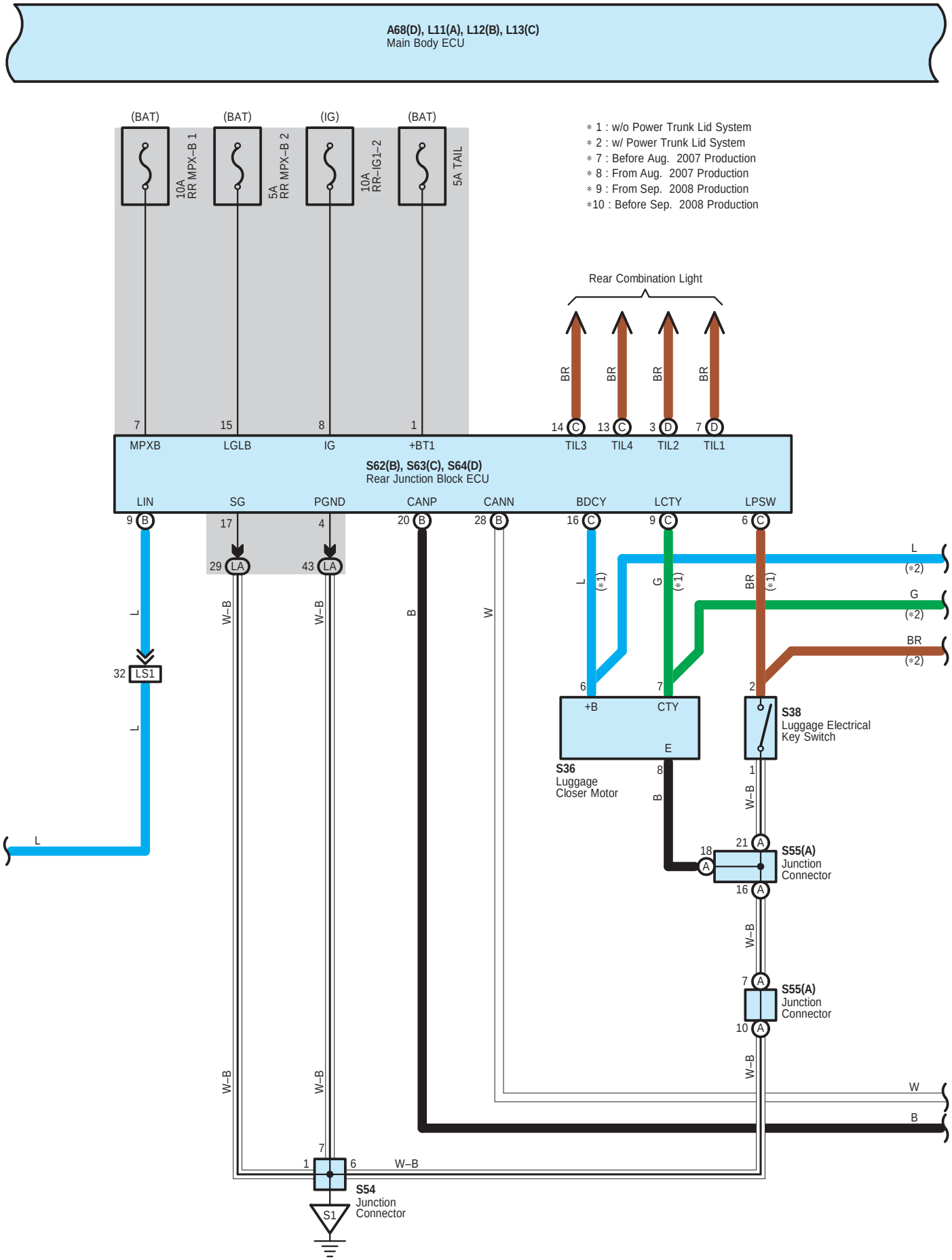
A68(D), L11(A), L12(B), L13(C)
Main Body ECU
(BAT)
(BAT)
(IG)
(BAT)
10A RR MPX–B 1
5A RR MPX–B 2
10A RR–IG1–2
5A TAIL
∗1 : w/o Power Trunk Lid System
∗2 : w/ Power Trunk Lid System
∗7 : Before Aug. 2007 Production
∗8 : From Aug. 2007 Production
∗9 : From Sep. 2008 Production
∗10 : Before Sep. 2008 Production
Rear Combination Light
BR
BR
BR
BR
7 MPXB
15 LGLB
8 IG
1 +BT1
14 C TIL3
13 C TIL4
3 D TIL2
7 D TIL1
S62(B), S63(C), S64(D)
Rear Junction Block ECU
LIN
SG
PGND
CANP
CANN
BDCY
LCTY
LPSW
9 B
17
4
20 B
28 B
16 C
9 C
6 C
29 LA
43 LA
L
W–B
W–B
B
W
L (∗1)
G (∗1)
BR (∗1)
L (∗2)
G (∗2)
BR (∗2)
32 LS1
L
L
6 +B
7 CTY
E
2
S38
Luggage Electrical Key Switch
S36
Luggage Closer Motor
8
B
1
W–B
L
18 A
21 A
S55(A)
Junction Connector
16 A
W–B
7 A
S55(A)
Junction Connector
10 A
W–B
W–B
W–B
W
B
7
1
6
W–B
S54
Junction Connector
S1

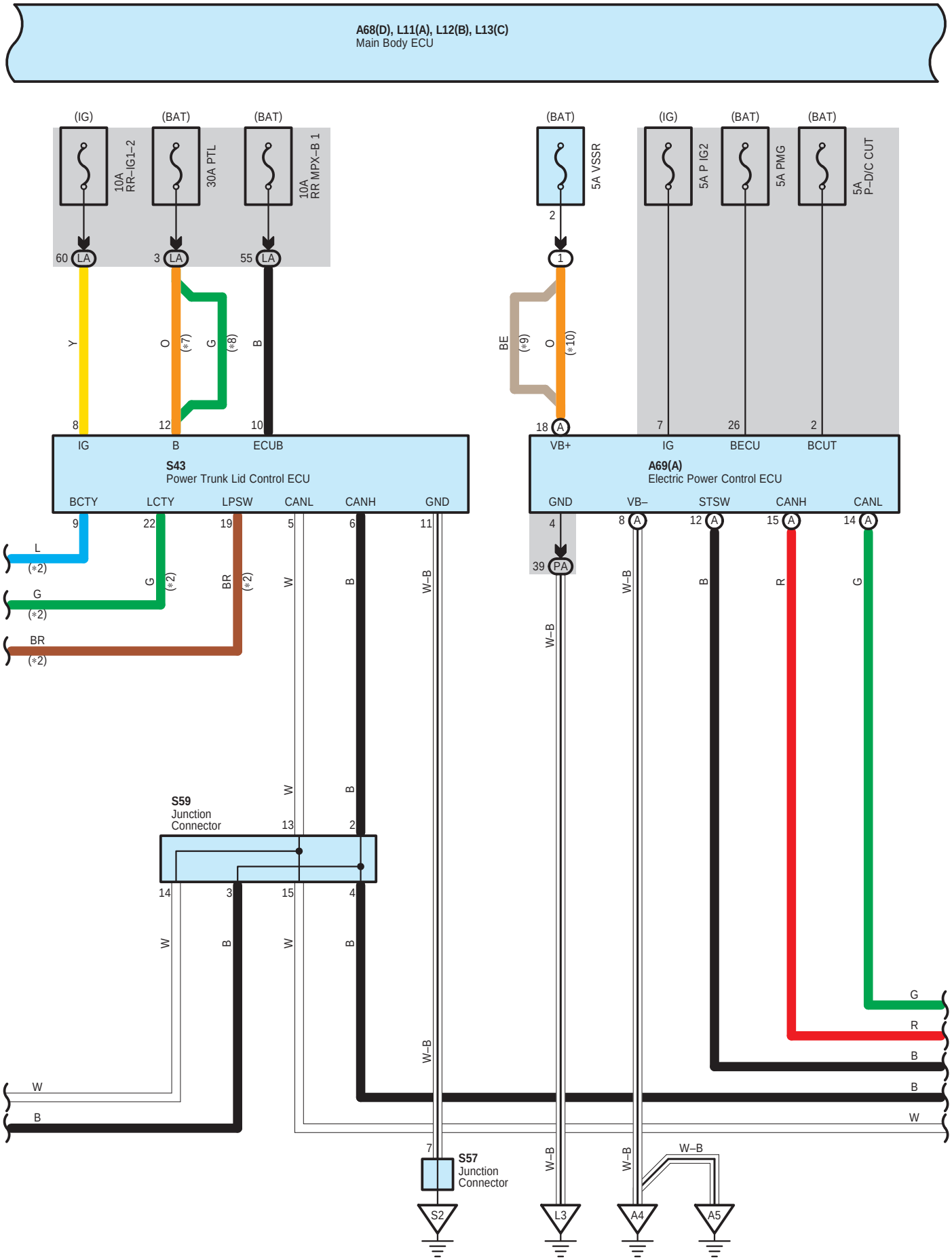
A68(D), L11(A), L12(B), L13(C)
Main Body ECU
(IG)
(BAT)
(BAT)
10A RR–IG1–2
30A PTL
10A RR MPX–B 1
60 LA
3 LA
55 LA
Y
O
(*7)
G
(*8)
B
8
12
10
IG
B
ECUB
S43
Power Trunk Lid Control ECU
BCTY
LCTY
LPSW
CANL
CANH
GND
9
22
19
5
6
11
L
(*2)
G
(*2)
BR
(*2)
W
B
W–B
S59
Junction Connector
13
2
14
3
15
4
W
B
W
B
W
B
W
B
W–B
7
S57
Junction Connector
S2
(BAT)
(IG)
(BAT)
(BAT)
5A VSSR
5A P IG2
5A PMG
5A P–D/C CUT
2
1
BE
(*9)
O
(*10)
18 A
7
26
2
VB+
IG
BECU
BCUT
A69(A)
Electric Power Control ECU
GND
VB–
STSW
CANH
CANL
4
8 A
12 A
15 A
14 A
39 PA
W–B
W–B
B
R
G
G
R
B
B
W
W–B
W–B
W–B
L3
A4
A5

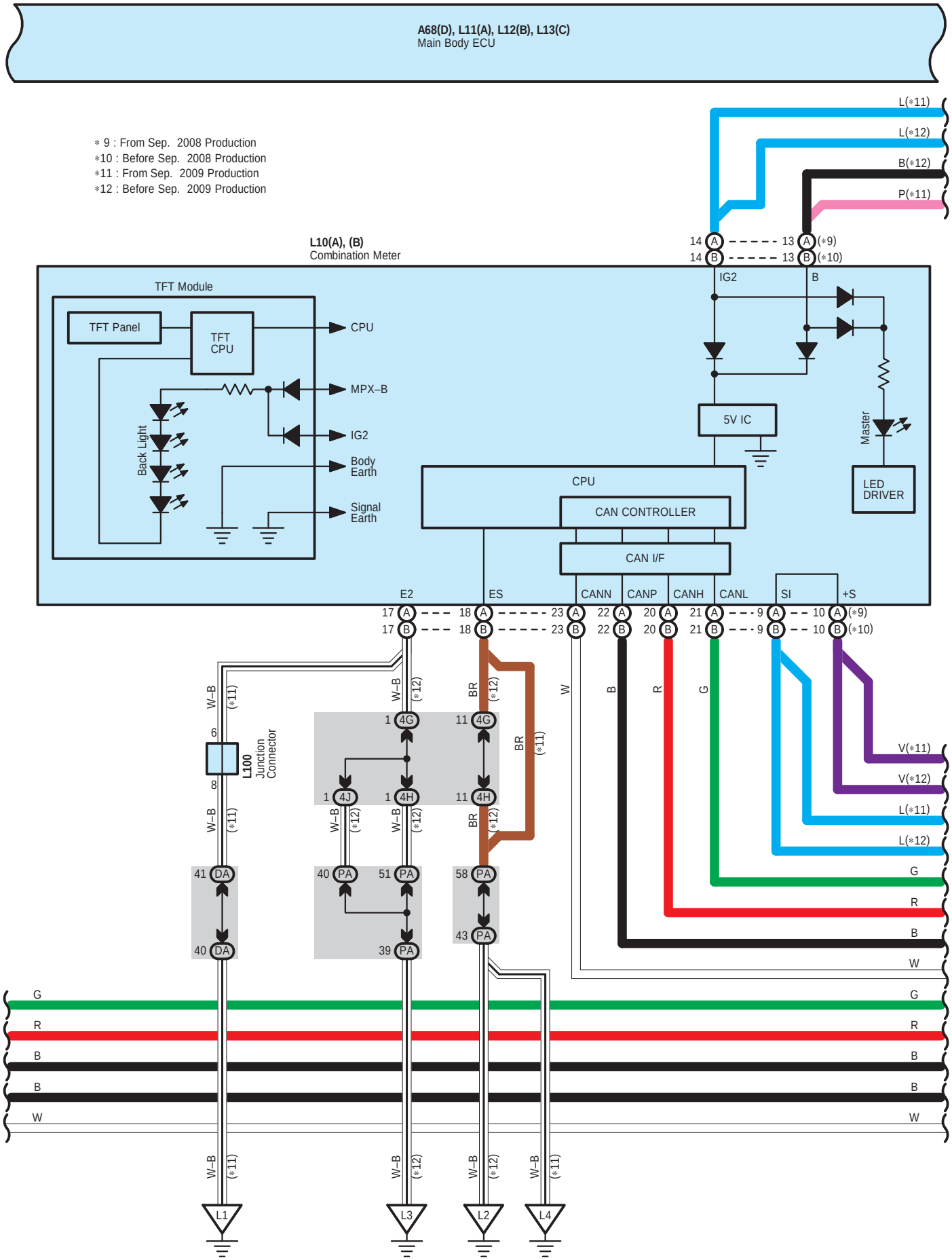
A68(D), L11(A), L12(B), L13(C)
Main Body ECU
∗ 9 : From Sep. 2008 Production
∗10 : Before Sep. 2008 Production
∗11 : From Sep. 2009 Production
∗12 : Before Sep. 2009 Production
L10(A), (B)
Combination Meter
TFT Module
TFT Panel
TFT CPU
CPU
MPX–B
IG2
Body Earth
Signal Earth
Back Light
5V IC
Master
LED DRIVER
CPU
CAN CONTROLLER
CAN I/F
E2
ES
CANN
CANP
CANH
CANL
SI
+S
L100 Junction Connector
L1
L3
L2
L4

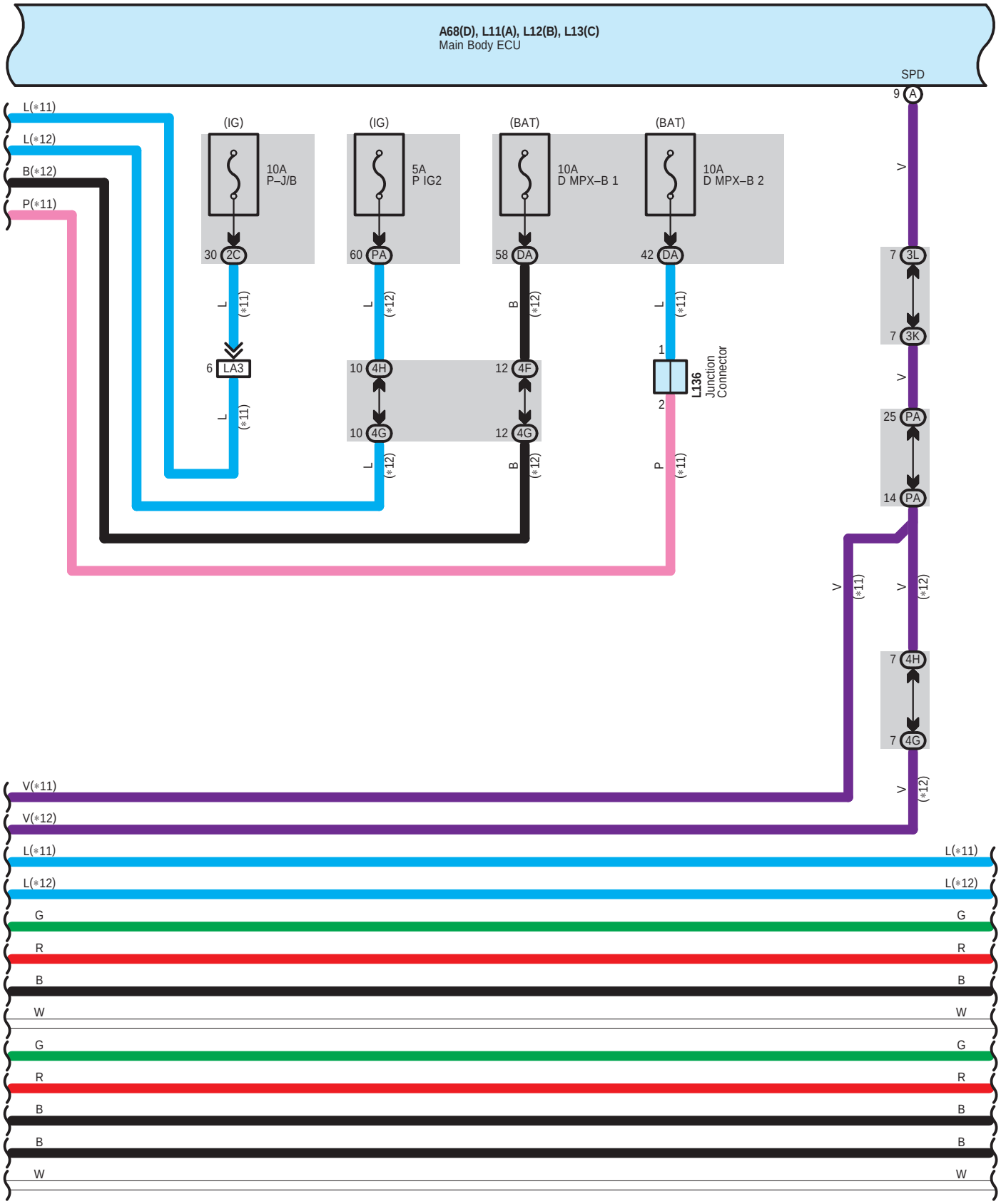
A68(D), L11(A), L12(B), L13(C)
Main Body ECU
SPD
9 A
L(*11)
L(*12)
B(*12)
P(*11)
(IG)
10A
P–J/B
30 2C
(IG)
5A
P IG2
60 PA
(BAT)
10A
D MPX–B 1
58 DA
(BAT)
10A
D MPX–B 2
42 DA
6 LA3
10 4H
10 4G
12 4F
12 4G
1
2
L136
Junction
Connector
7 3L
7 3K
25 PA
14 PA
7 4H
7 4G
V(*11)
V(*12)
L(*11)
L(*12)
G
R
B
W

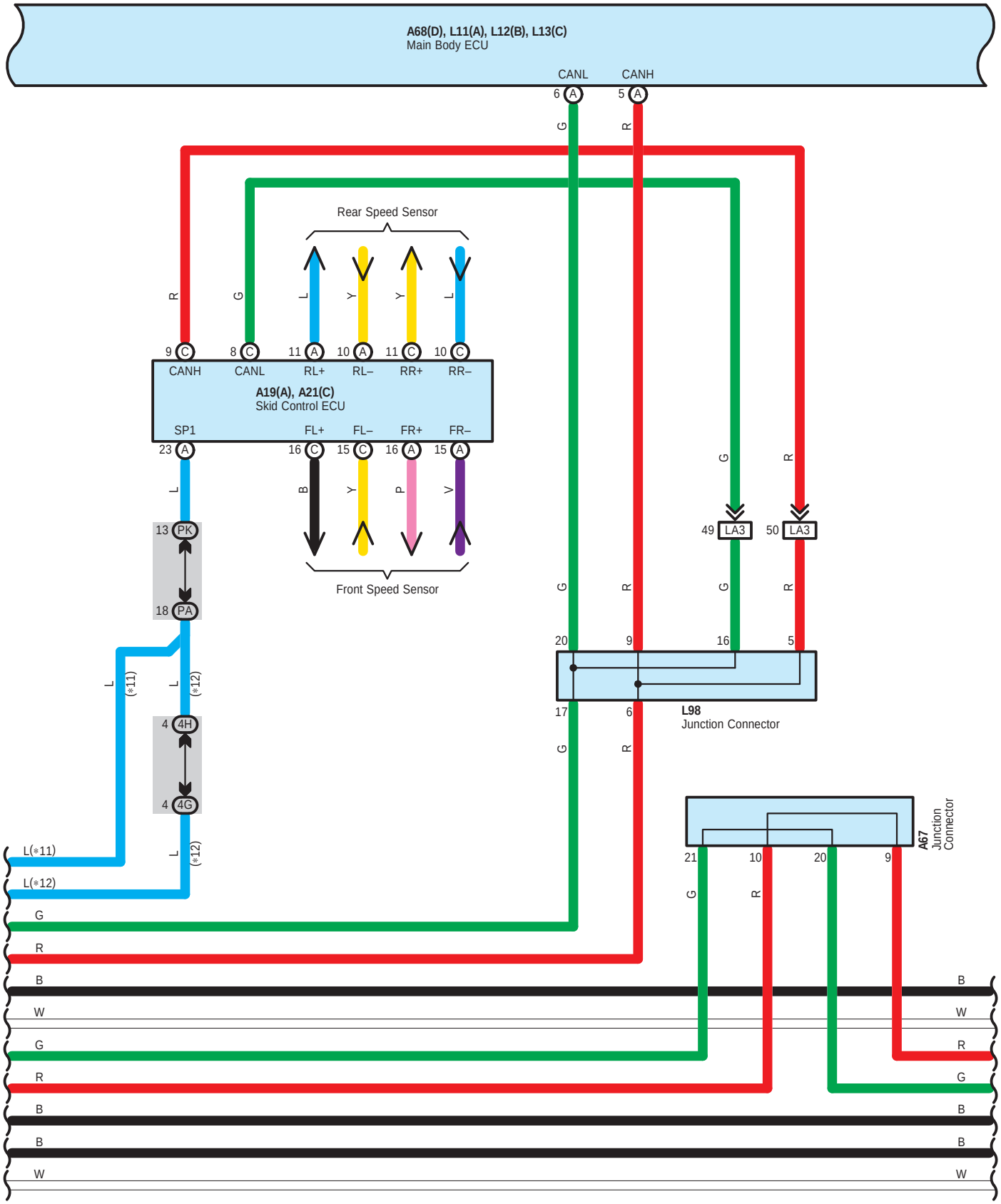

* 7 : Before Aug. 2007 Production
* 8 : From Aug. 2007 Production
*10 : Before Sep. 2008 Production
*11 : From Sep. 2009 Production
*12 : Before Sep. 2009 Production
*13 : From Sep. 2008 Production until Sep. 2009 Production

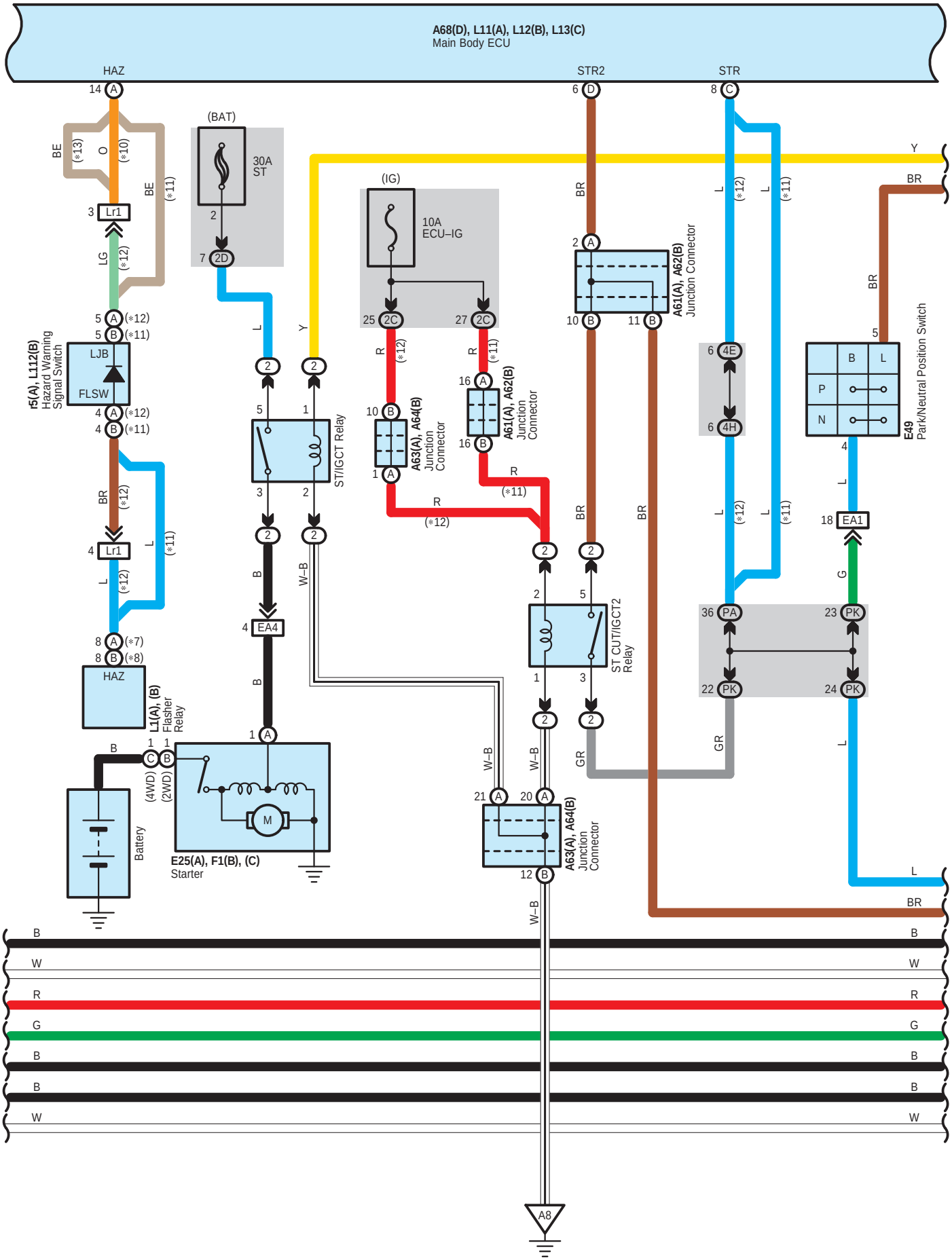
A68(D), L11(A), L12(B), L13(C)
Main Body ECU
HAZ
STR2
STR
(BAT)
30A
ST
(IG)
10A
ECU–IG
r5(A), L112(B)
Hazard Warning
Signal Switch
LJB
FLSW
Lr1
ST/IGCT Relay
A63(A), A64(B)
Junction
Connector
A61(A), A62(B)
Junction Connector
A61(A), A62(B)
Junction Connector
E49
Park/Neutral Position Switch
EA1
EA4
ST CUT/IGCT2
Relay
L1(A), (B)
Flasher
Relay
(4WD)
(2WD)
Battery
E25(A), F1(B), (C)
Starter
A63(A), A64(B)
Junction
Connector
A8

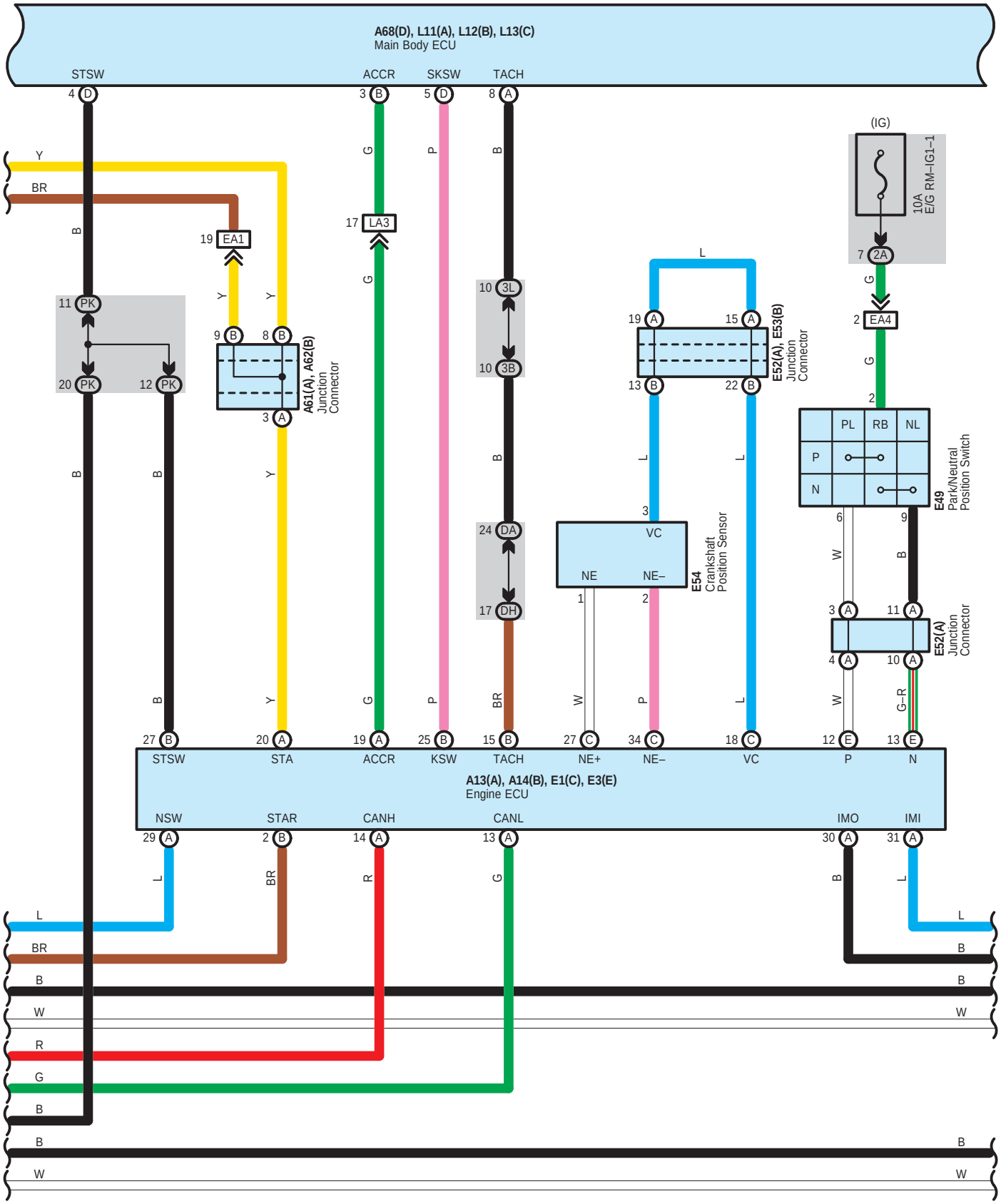
A68(D), L11(A), L12(B), L13(C)
Main Body ECU
STSW
ACCR
SKSW
TACH
(IG)
10A
E/G RM–IG1–1
EA1
LA3
EA4
A61(A), A62(B)
Junction
Connector
E52(A), E53(B)
Junction
Connector
E54
Crankshaft
Position Sensor
E49
Park/Neutral
Position Switch
PL
RB
NL
P
N
E52(A)
Junction
Connector
STSW
STA
ACCR
KSW
TACH
NE+
NE–
VC
P
N
A13(A), A14(B), E1(C), E3(E)
Engine ECU
NSW
STAR
CANH
CANL
IMO
IMI

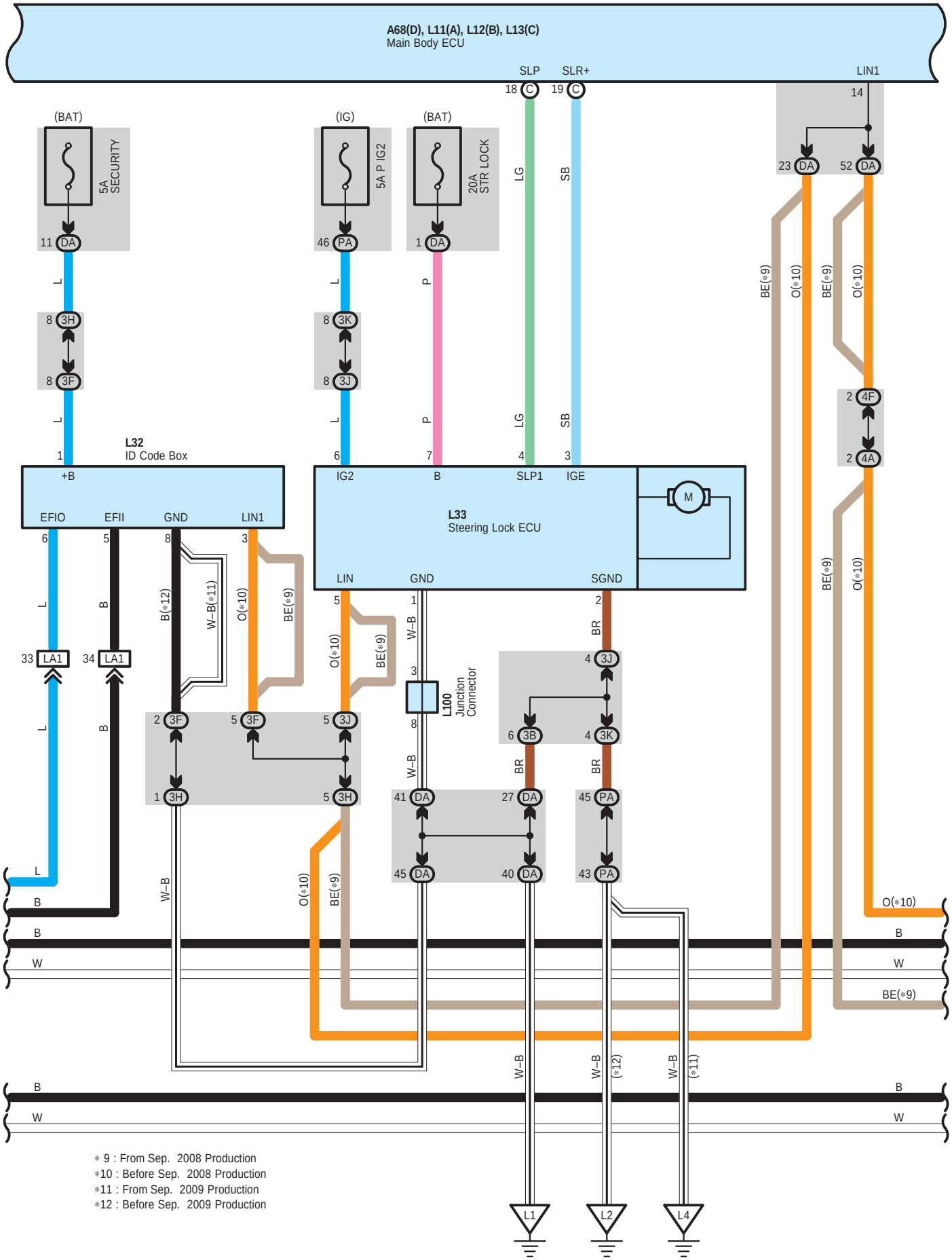
A68(D), L11(A), L12(B), L13(C)
Main Body ECU
SLP
SLR+
LIN1
(BAT)
5A SECURITY
(IG)
5A P IG2
(BAT)
20A STR LOCK
L32
ID Code Box
+B
EFIO
EFII
GND
LIN1
IG2
B
SLP1
IGE
L33
Steering Lock ECU
LIN
GND
SGND
L100
Junction Connector
LA1
L1
L2
L4
∗ 9 : From Sep. 2008 Production
∗10 : Before Sep. 2008 Production
∗11 : From Sep. 2009 Production
∗12 : Before Sep. 2009 Production

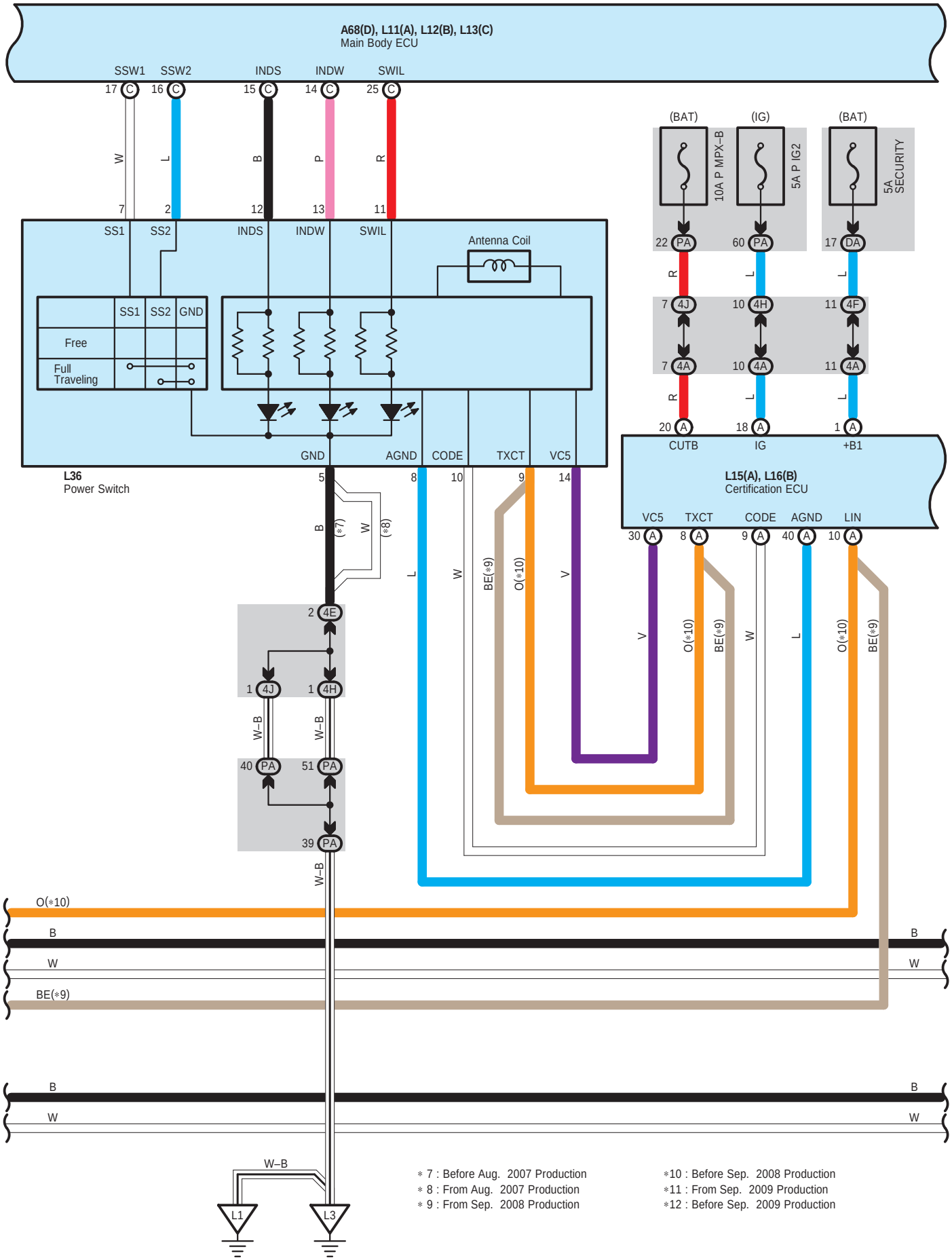

∗ 7 : Before Aug. 2007 Production
∗ 8 : From Aug. 2007 Production
∗ 9 : From Sep. 2008 Production
∗10 : Before Sep. 2008 Production
∗11 : From Sep. 2009 Production
∗12 : Before Sep. 2009 Production

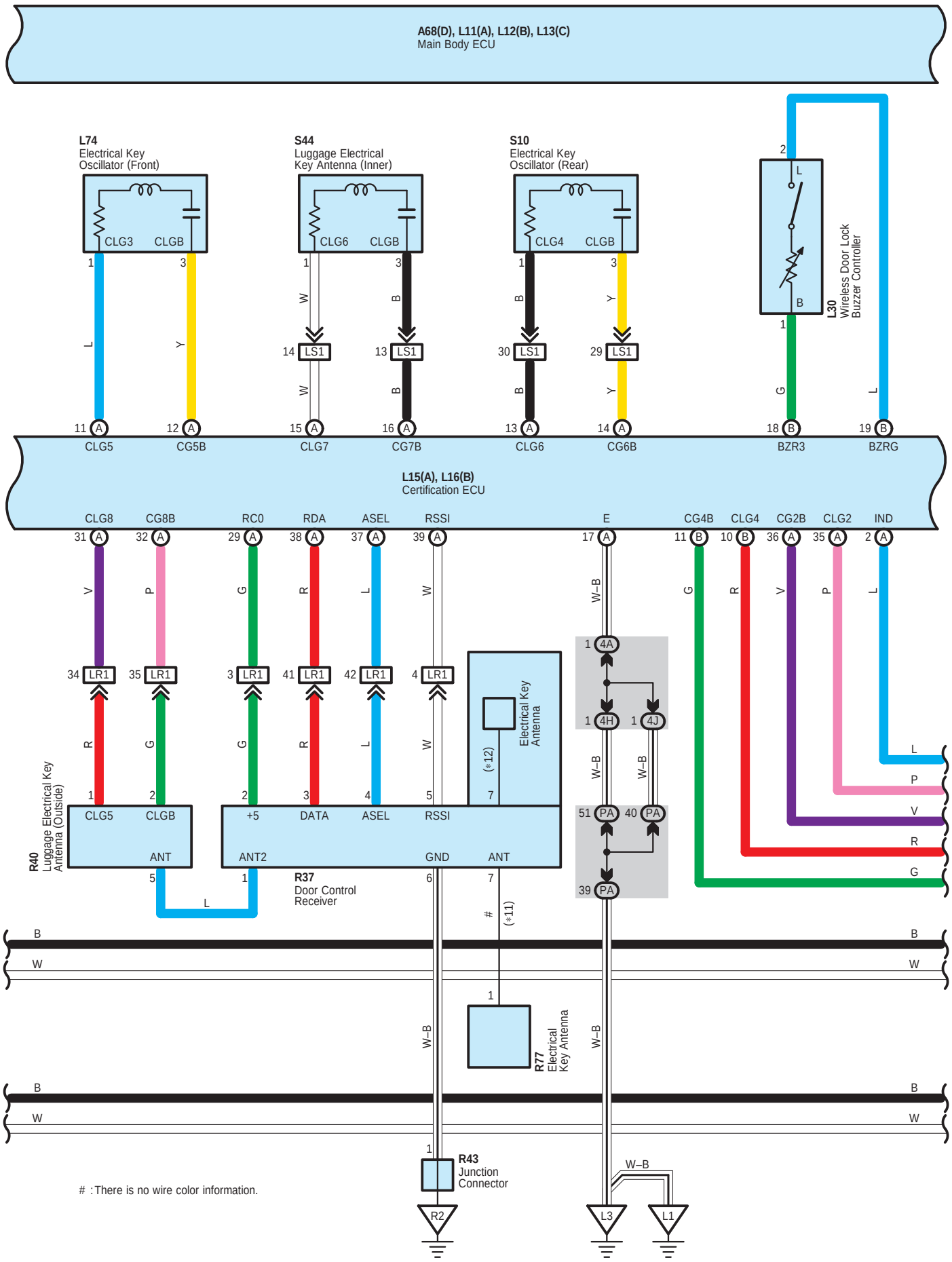
A68(D), L11(A), L12(B), L13(C)
Main Body ECU
L74
Electrical Key Oscillator (Front)
S44
Luggage Electrical Key Antenna (Inner)
S10
Electrical Key Oscillator (Rear)
L30
Wireless Door Lock Buzzer Controller
CLG5
CG5B
CLG7
CG7B
CLG6
CG6B
BZR3
BZRG
L15(A), L16(B)
Certification ECU
CLG8
CG8B
RC0
RDA
ASEL
RSSI
E
CG4B
CLG4
CG2B
CLG2
IND
R40
Luggage Electrical Key Antenna (Outside)
R37
Door Control Receiver
Electrical Key Antenna
R77
Electrical Key Antenna
R43
Junction Connector
R2
L3
L1
: There is no wire color information.

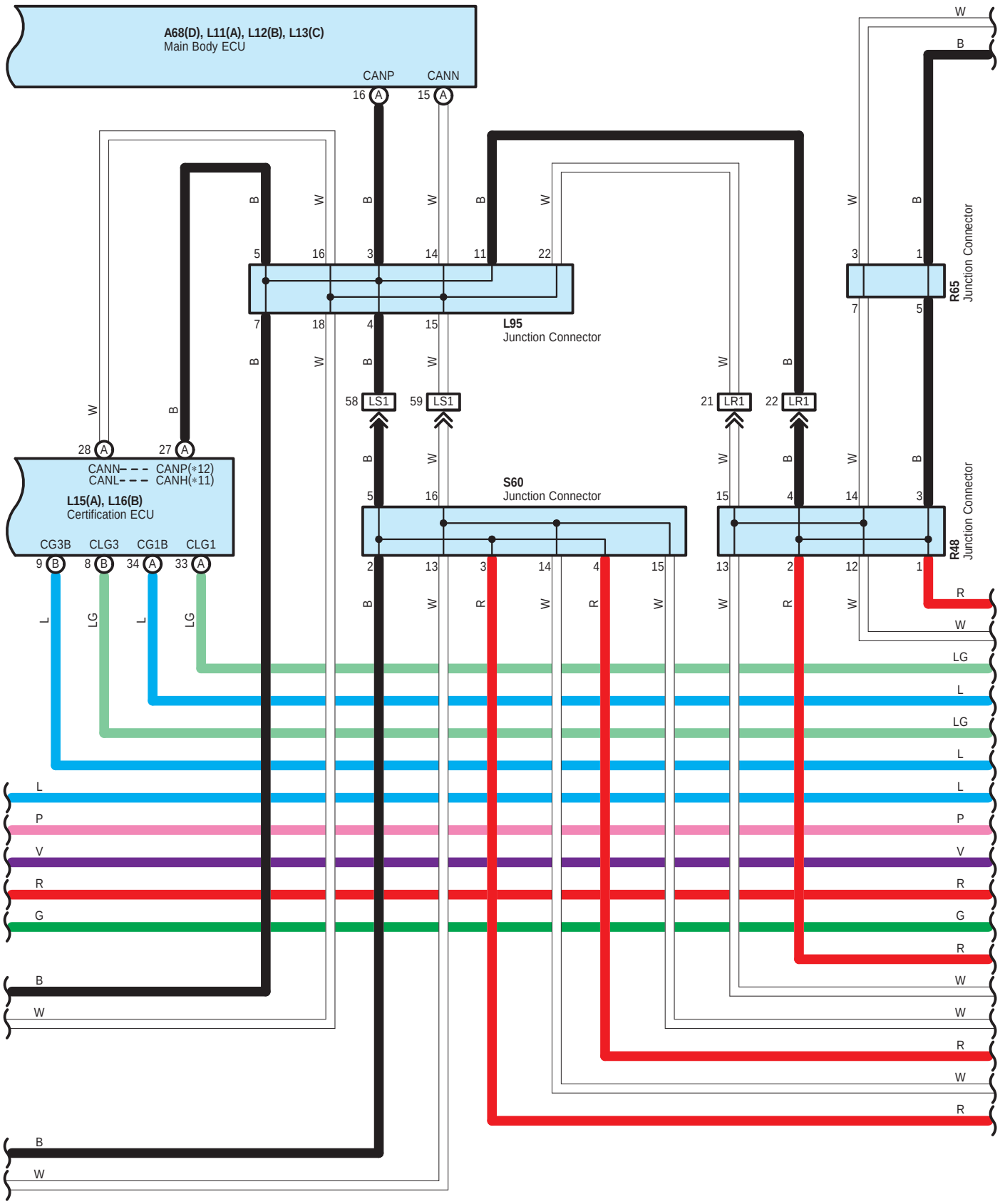
A68(D), L11(A), L12(B), L13(C)
Main Body ECU
CANP
CANN
16 A
15 A
L95
Junction Connector
R65
Junction Connector
58 LS1
59 LS1
21 LR1
22 LR1
28 A
27 A
CANN
CANP(*12)
CANL
CANH(*11)
L15(A), L16(B)
Certification ECU
CG3B
CLG3
CG1B
CLG1
9 B
8 B
34 A
33 A
S60
Junction Connector
R48
Junction Connector

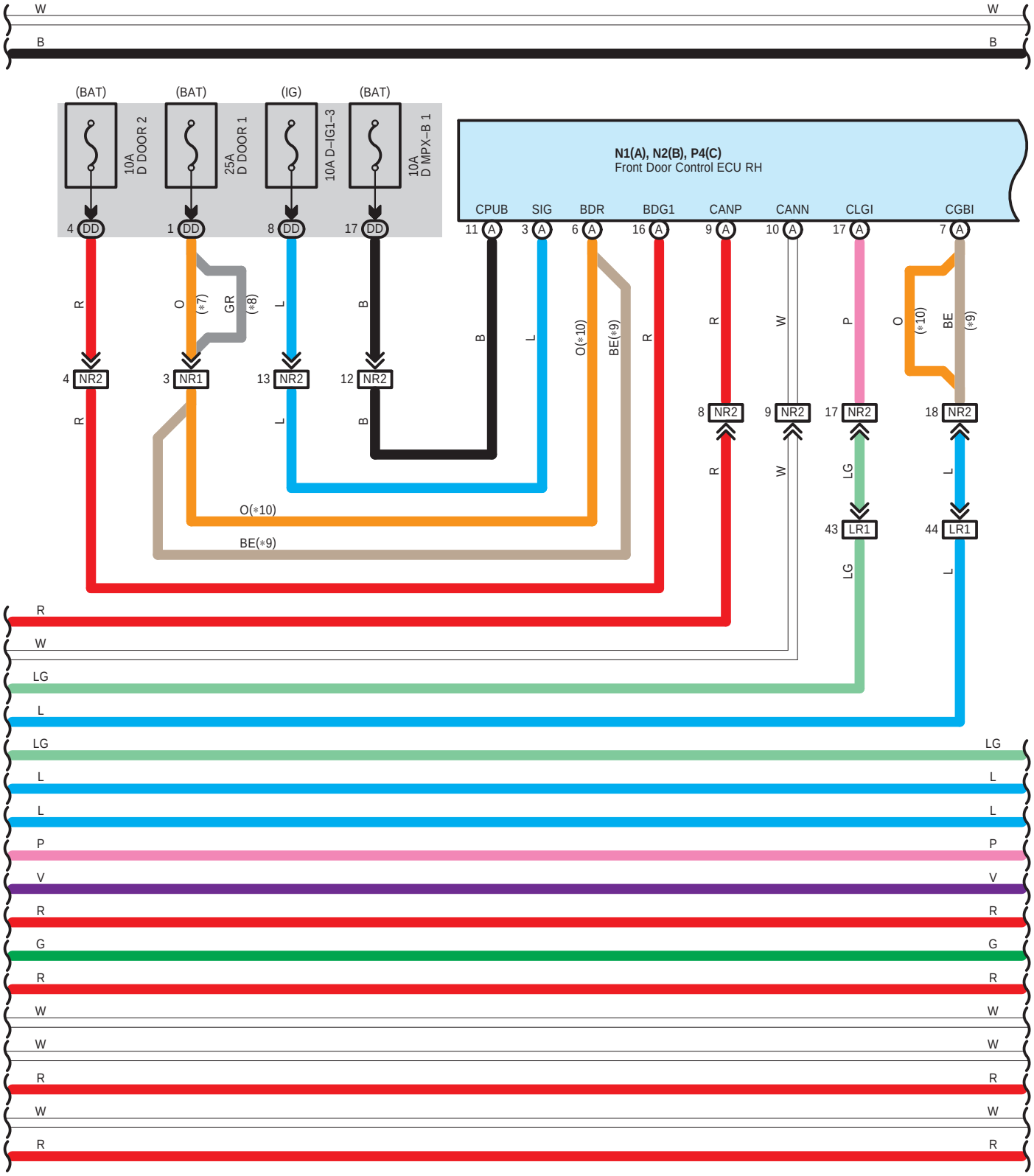

∗ 7 : Before Aug. 2007 Production
∗ 8 : From Aug. 2007 Production
∗ 9 : From Sep. 2008 Production
∗10 : Before Sep. 2008 Production
∗11 : From Sep. 2009 Production
∗12 : Before Sep. 2009 Production

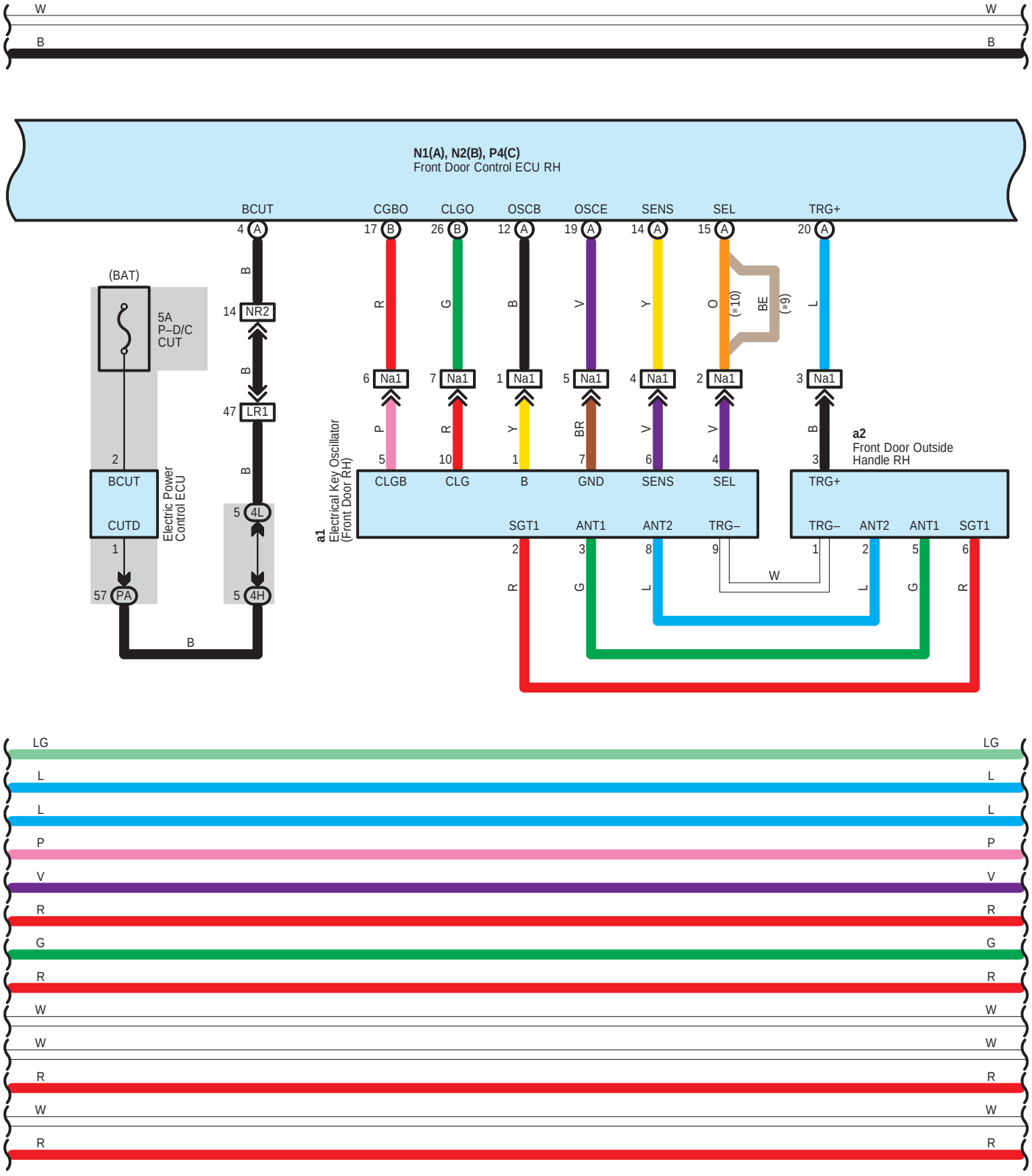
W
B
N1(A), N2(B), P4(C)
Front Door Control ECU RH
BCUT
CGBO
CLGO
OSCB
OSCE
SENS
SEL
TRG+
(BAT)
5A
P–D/C
CUT
NR2
LR1
BCUT
CUTD
Electric Power
Control ECU
PA
4L
4H
Na1
a1
Electrical Key Oscillator
(Front Door RH)
CLGB
CLG
B
GND
SENS
SEL
SGT1
ANT1
ANT2
TRG–
a2
Front Door Outside
Handle RH
TRG+
TRG–
ANT2
ANT1
SGT1
(*10)
BE
(*9)
LG
L
P
V
R
G

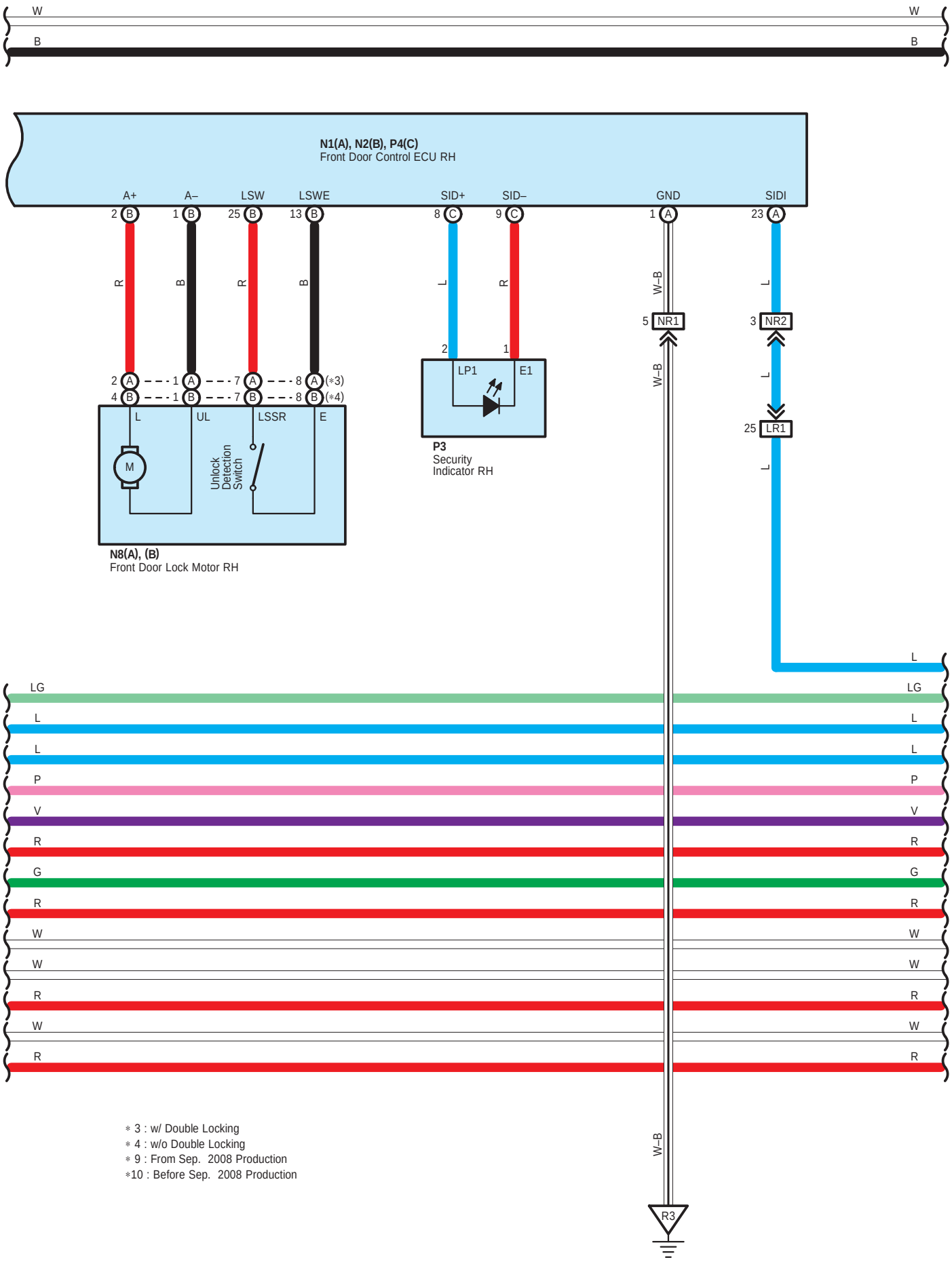

* 3 : w/ Double Locking
* 4 : w/o Double Locking
* 9 : From Sep. 2008 Production
*10 : Before Sep. 2008 Production

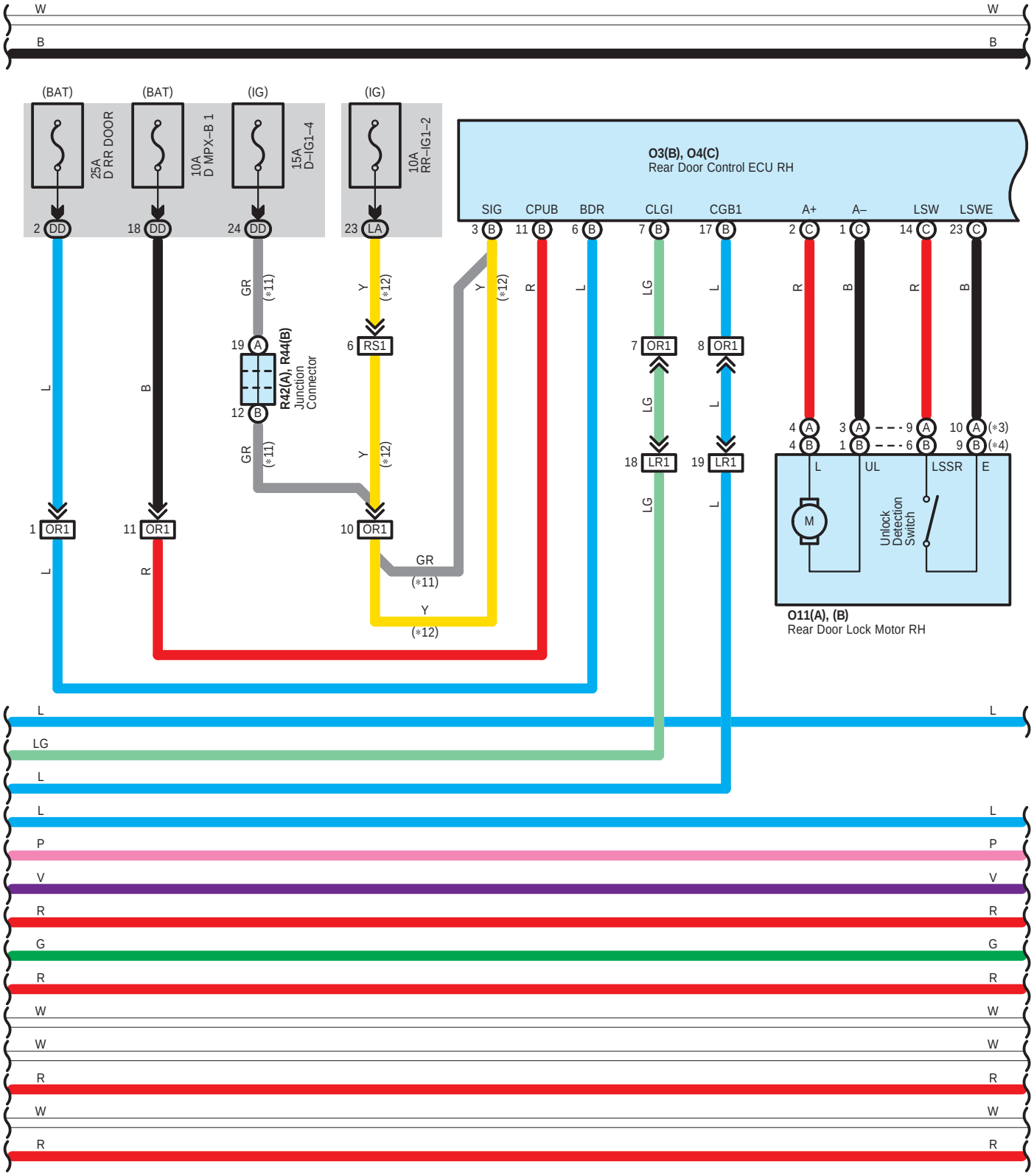

∗ 3 : w/ Double Locking
∗ 4 : w/o Double Locking
∗ 9 : From Sep. 2008 Production
∗10 : Before Sep. 2008 Production
∗11 : From Sep. 2009 Production
∗12 : Before Sep. 2009 Production

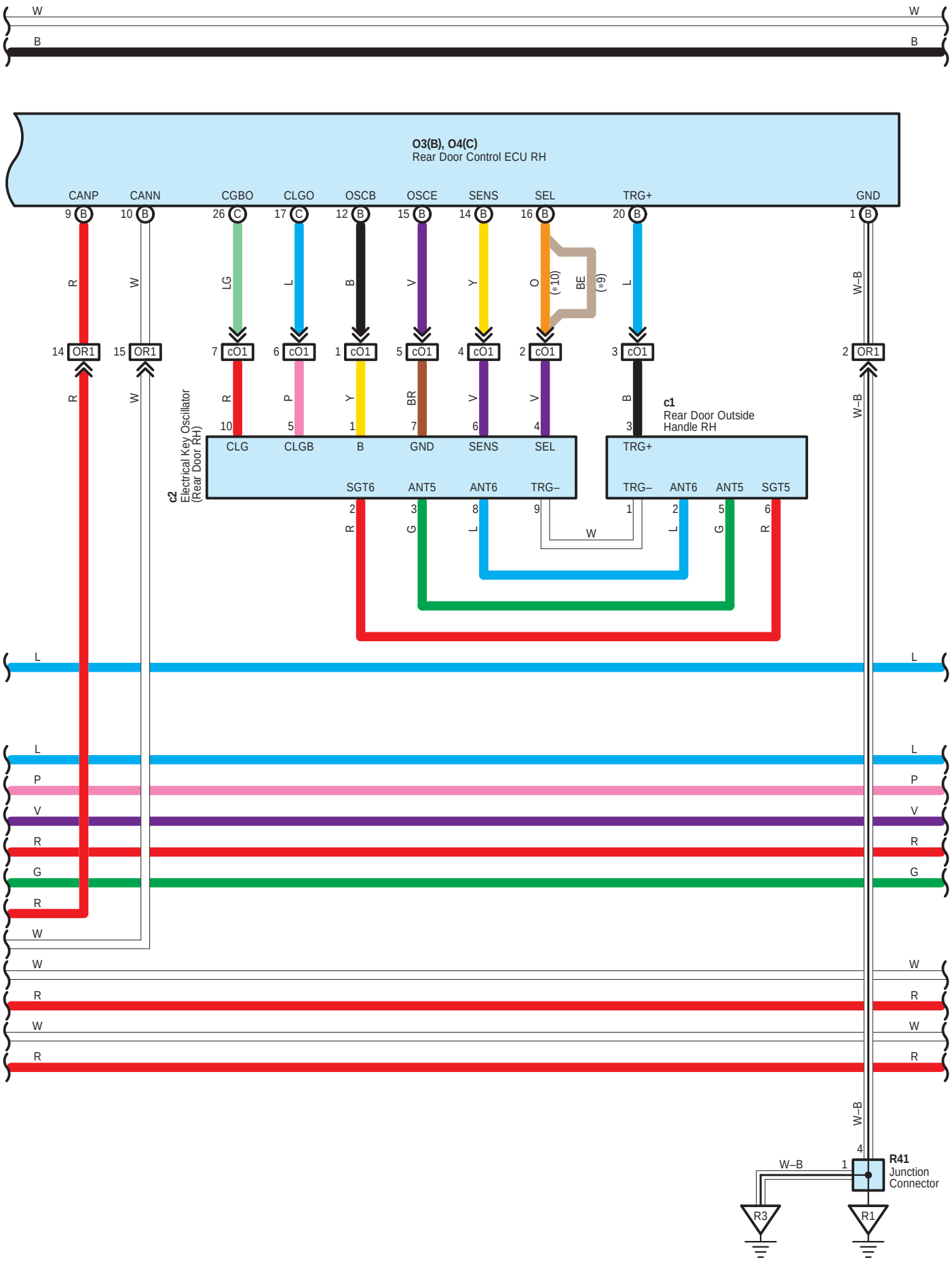
O3(B), O4(C)
Rear Door Control ECU RH
CANP
CANN
CGBO
CLGO
OSCB
OSCE
SENS
SEL
TRG+
GND
c2
Electrical Key Oscillator
(Rear Door RH)
CLG
CLGB
B
GND
SENS
SEL
SGT6
ANT5
ANT6
TRG–
c1
Rear Door Outside
Handle RH
TRG+
TRG–
ANT6
ANT5
SGT5
(*10)
(*9)
R41
Junction
Connector
R3
R1

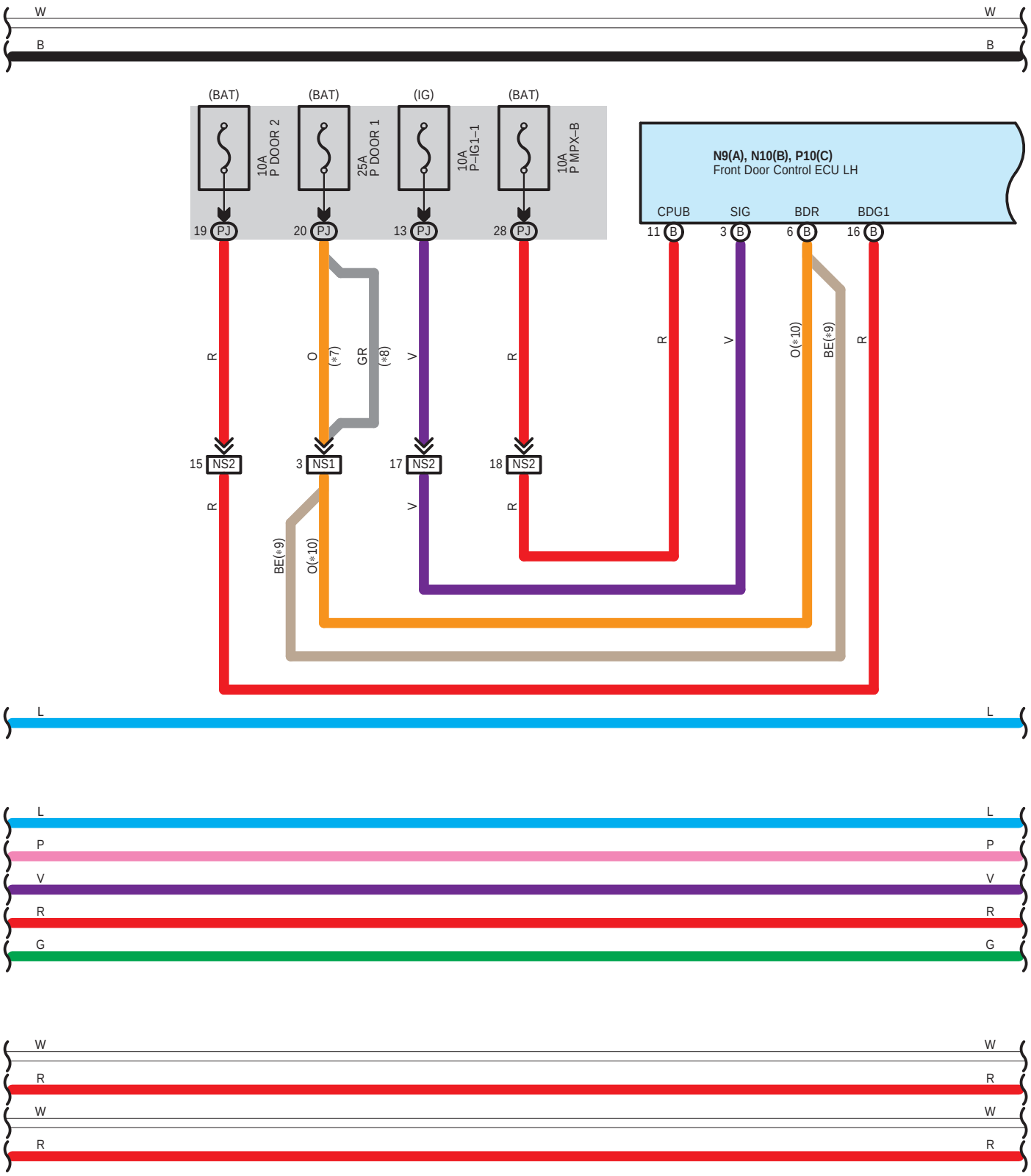

∗ 3 : w/ Double Locking
∗ 4 : w/o Double Locking
∗ 7 : Before Aug. 2007 Production
∗ 8 : From Aug. 2007 Production
∗ 9 : From Sep. 2008 Production
∗10 : Before Sep. 2008 Production

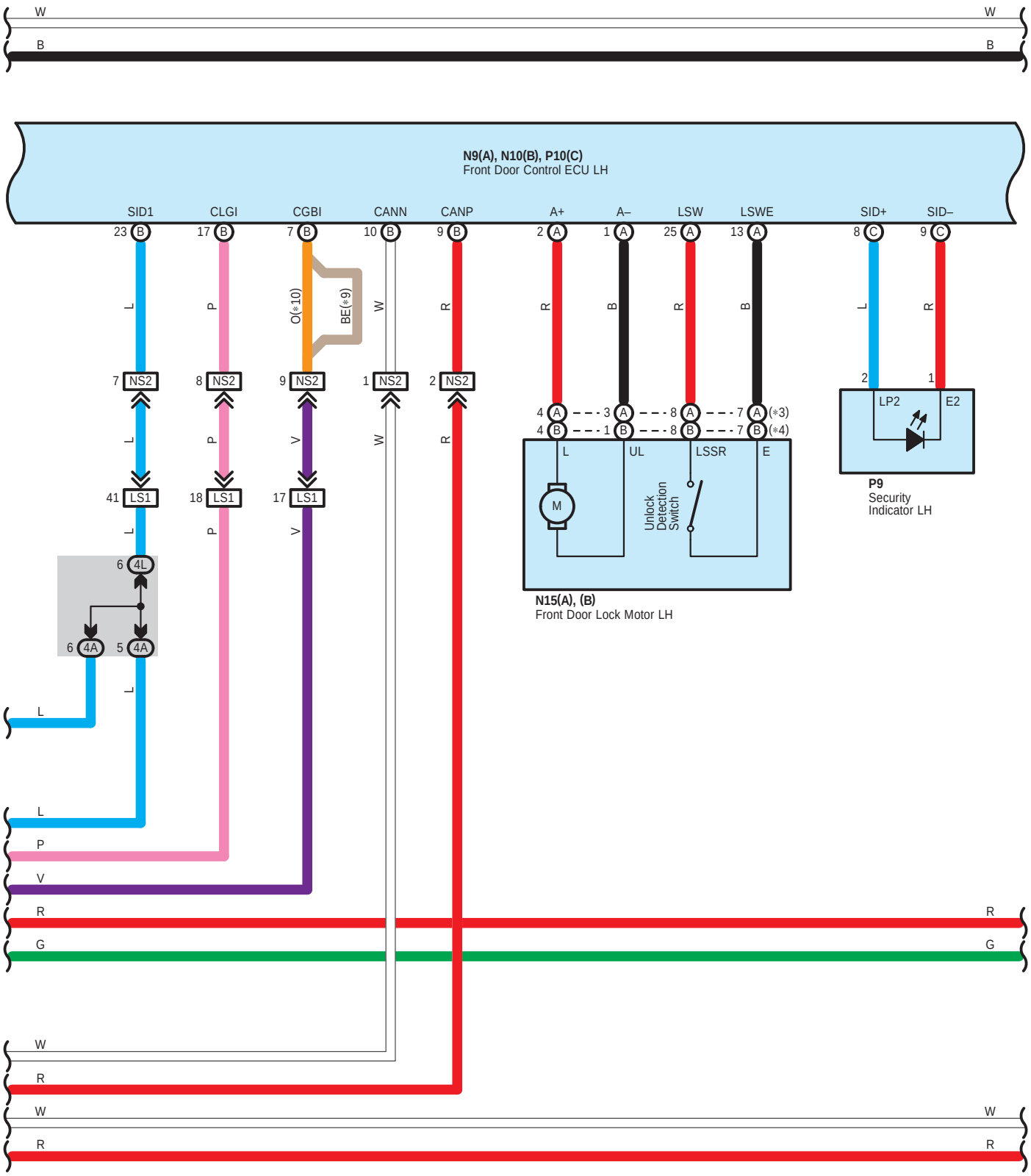
N9(A), N10(B), P10(C)
Front Door Control ECU LH
SID1
CLGI
CGBI
CANN
CANP
A+
A–
LSW
LSWE
SID+
SID–
O(*10)
BE(*9)
NS2
LS1
4L
4A
N15(A), (B)
Front Door Lock Motor LH
L
UL
LSSR
E
M
Unlock Detection Switch
(*3)
(*4)
P9
Security Indicator LH
LP2
E2

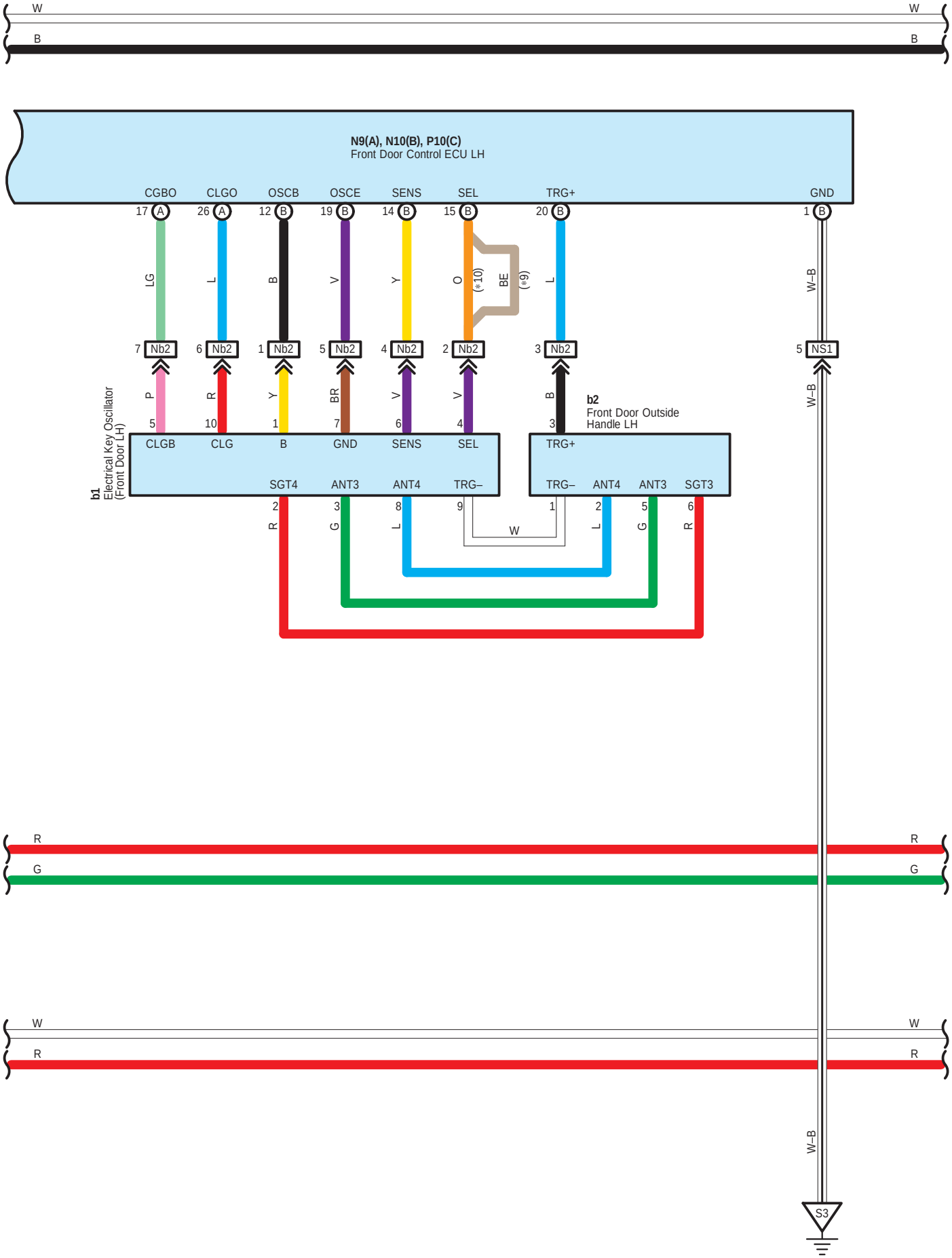
W
B
N9(A), N10(B), P10(C)
Front Door Control ECU LH
CGBO
CLGO
OSCB
OSCE
SENS
SEL
TRG+
GND
17 A
26 A
12 B
19 B
14 B
15 B
20 B
1 B
LG
L
B
V
Y
O
(*10)
BE
(*9)
L
W–B
7 Nb2
6 Nb2
1 Nb2
5 Nb2
4 Nb2
2 Nb2
3 Nb2
5 NS1
P
R
Y
BR
V
V
B
W–B
b2
Front Door Outside
Handle LH
b1
Electrical Key Oscillator
(Front Door LH)
5
10
1
7
6
4
3
CLGB
CLG
B
GND
SENS
SEL
TRG+
SGT4
ANT3
ANT4
TRG–
TRG–
ANT4
ANT3
SGT3
2
3
8
9
1
2
5
6
R
G
L
W
L
G
R
R
G
W
R
W–B
S3

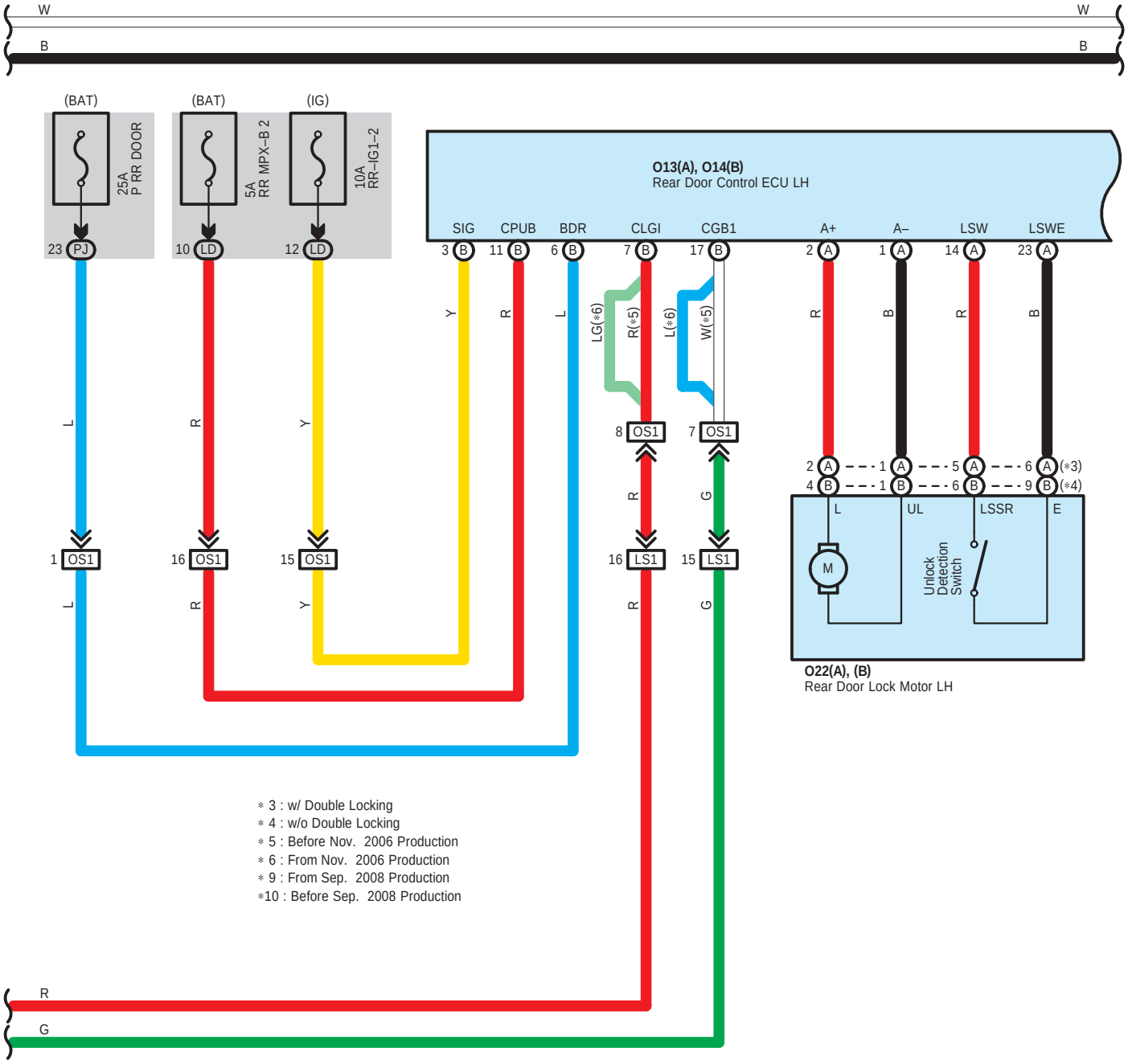

* 3 : w/ Double Locking
* 4 : w/o Double Locking
* 5 : Before Nov. 2006 Production
* 6 : From Nov. 2006 Production
* 9 : From Sep. 2008 Production
*10 : Before Sep. 2008 Production



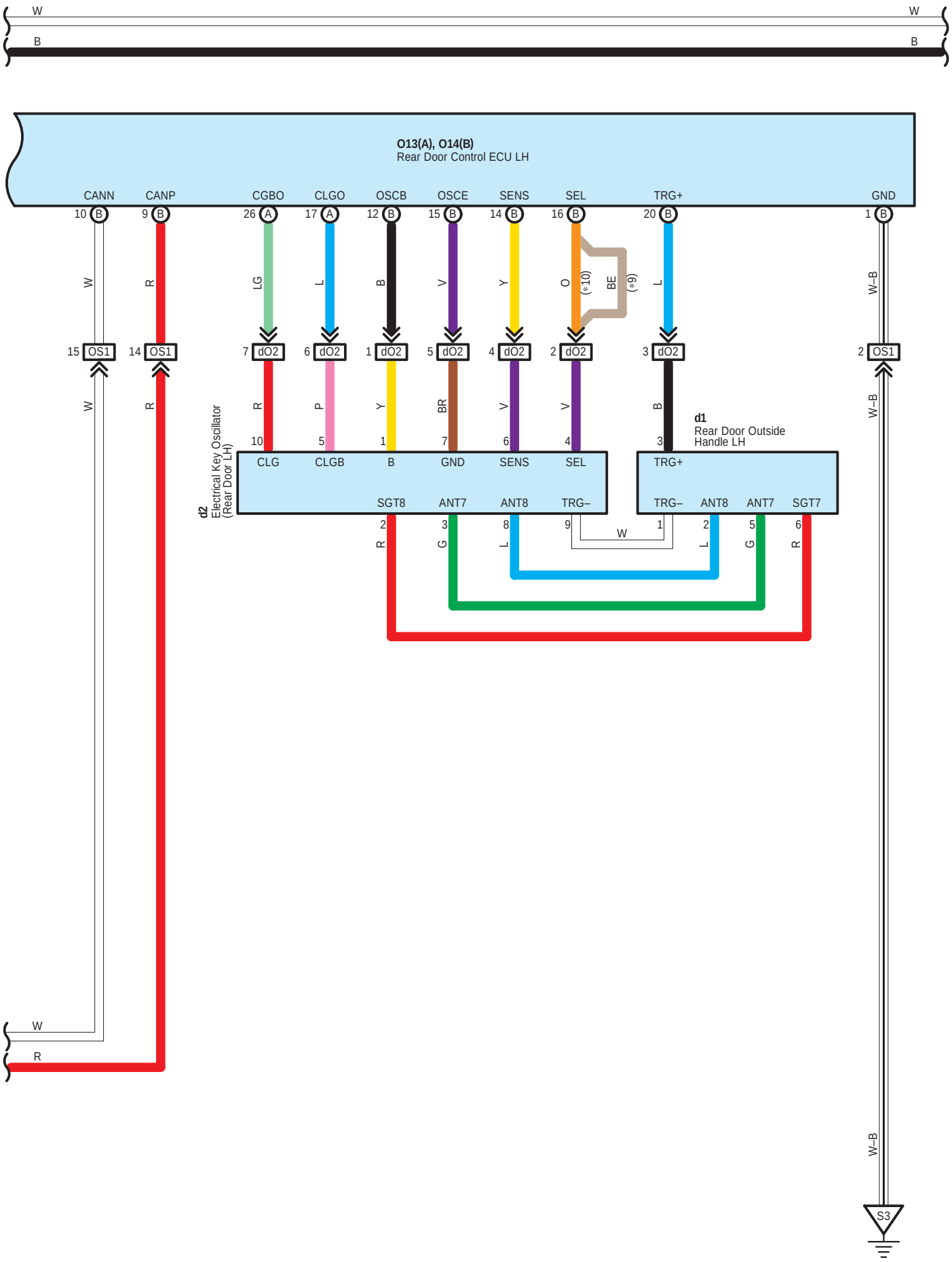
W
B
O13(A), O14(B)
Rear Door Control ECU LH
CANN
CANP
CGBO
CLGO
OSCB
OSCE
SENS
SEL
TRG+
GND
10 B
9 B
26 A
17 A
12 B
15 B
14 B
16 B
20 B
1 B
W
R
LG
L
B
V
Y
O
(*10)
BE
(*9)
L
W–B
15 OS1
14 OS1
7 dO2
6 dO2
1 dO2
5 dO2
4 dO2
2 dO2
3 dO2
2 OS1
R
P
Y
BR
V
V
B
d1
Rear Door Outside Handle LH
10
5
1
7
6
4
3
d2
Electrical Key Oscillator (Rear Door LH)
CLG
CLGB
B
GND
SENS
SEL
TRG+
SGT8
ANT7
ANT8
TRG–
TRG–
ANT8
ANT7
SGT7
2
3
8
9
1
2
5
6
R
G
L
W
L
G
R
S3

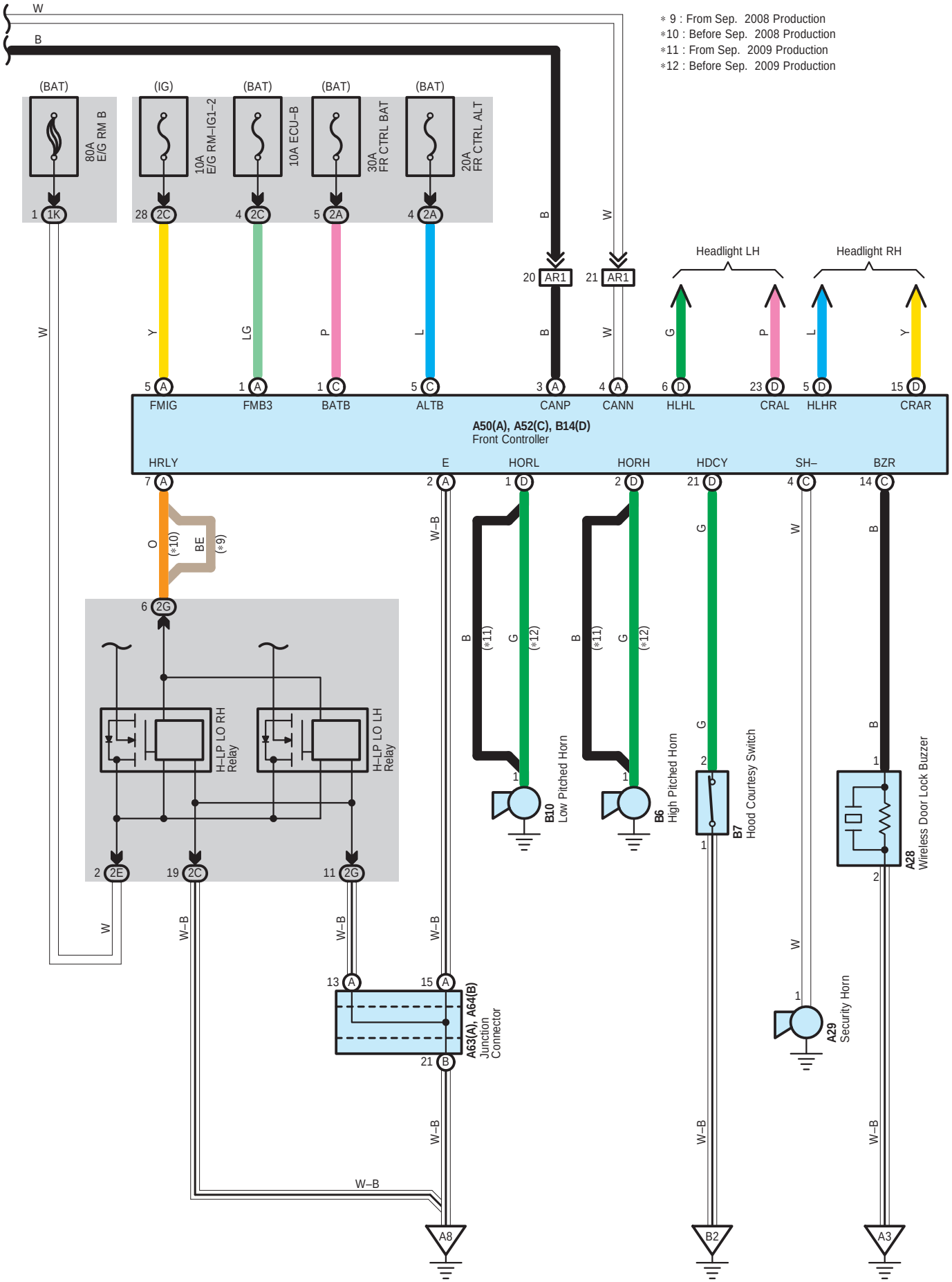
∗ 9 : From Sep. 2008 Production
∗10 : Before Sep. 2008 Production
∗11 : From Sep. 2009 Production
∗12 : Before Sep. 2009 Production
(BAT)
80A E/G RM B
(IG)
10A E/G RM–IG1–2
(BAT)
10A ECU–B
(BAT)
30A FR CTRL BAT
(BAT)
20A FR CTRL ALT
Headlight LH
Headlight RH
FMIG
FMB3
BATB
ALTB
CANP
CANN
HLHL
CRAL
HLHR
CRAR
A50(A), A52(C), B14(D)
Front Controller
HRLY
E
HORL
HORH
HDCY
SH–
BZR
H–LP LO RH Relay
H–LP LO LH Relay
B10 Low Pitched Horn
B6 High Pitched Horn
B7 Hood Courtesy Switch
A28 Wireless Door Lock Buzzer
A29 Security Horn
A63(A), A64(B) Junction Connector
A8
B2
A3

A 13
White

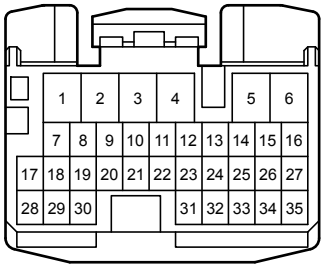

A 14
White

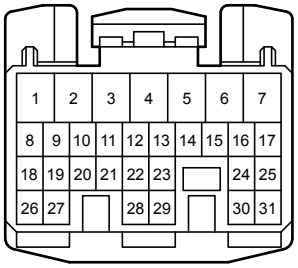

A 19
Black

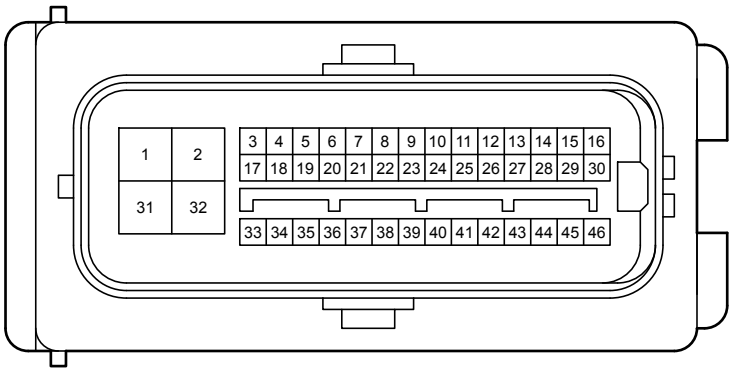

A 21
Gray

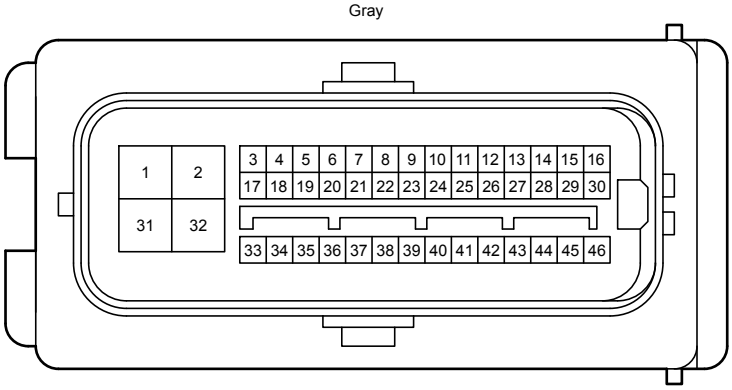

A 28
Black

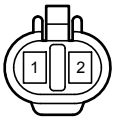

A 29
Black

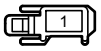

A 35
Green

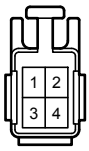

A 50
White

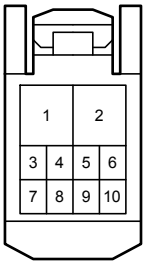

A 52
White

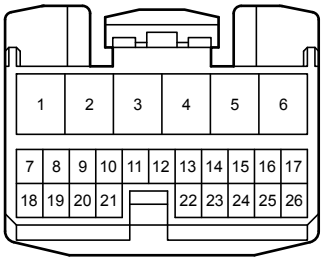

A 61
Black

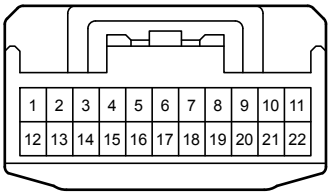

A 62
Blue

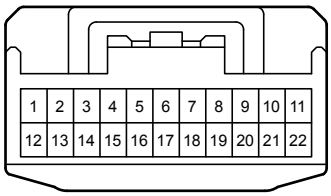

A 63
Black

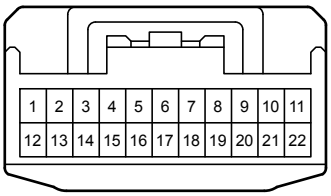

A 64
Black

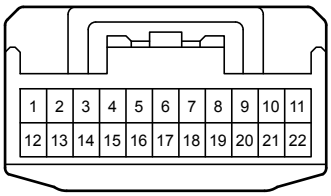

A 67
Black

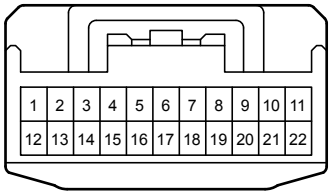

A 68
White

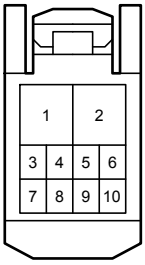

A 69
White

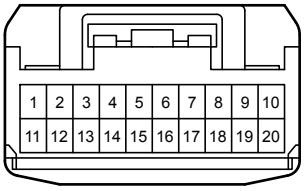

B 6
Gray

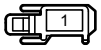

B 7
Black

B 10
Black

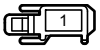

B 14
White

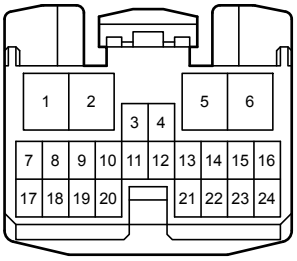

E 1
White

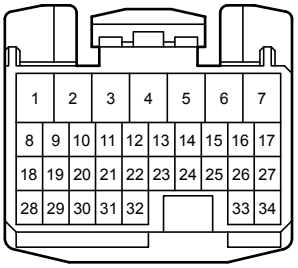

E 3
White



E 25
Black

E 49
Gray

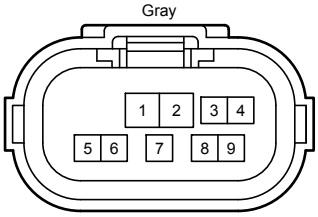

E 52
Black

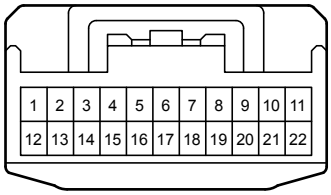

E 53
Black

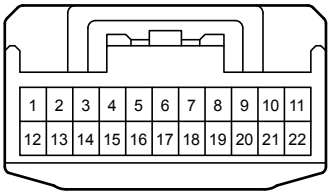

E 54
Black



F 1

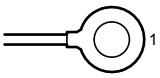

(RHD 4WD, LHD From Sep. 2008 Production)

F 1

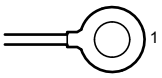

(RHD 2WD, LHD Before Sep. 2008 Production)

L 1
Gray

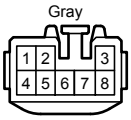

(Before Aug. 2007 Production, From Sep. 2009 Production)

L 1
Gray

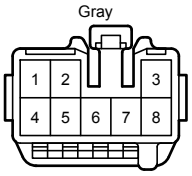

(From Aug. 2007 Production until Sep. 2009 Production)

L 10
White

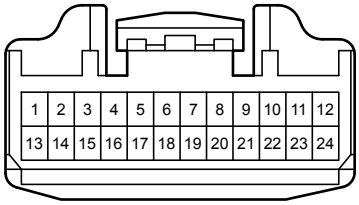

(Before Sep. 2008 Production)

L 10
Black

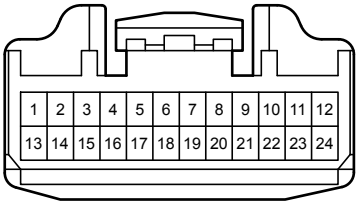

(From Sep. 2008 Production)

L 11
White

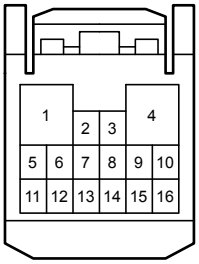

L 12
White

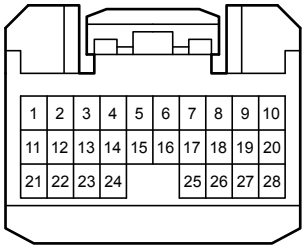

L 13
White

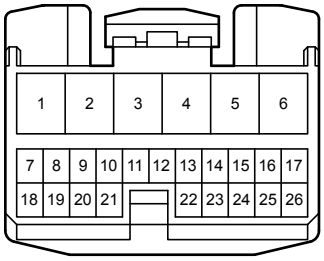

L 15
White

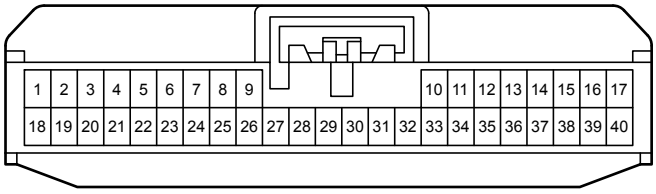

L 16
White

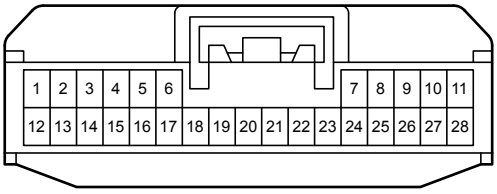

L 30
White

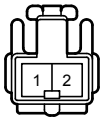

L 32
White

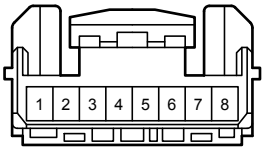

L 33
Black

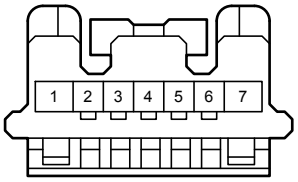

L 36
Black

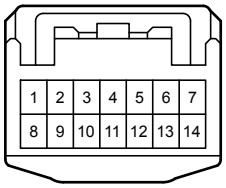

L 74
White

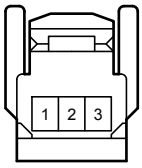

L 95
Gray

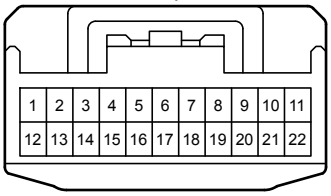

L 98
Gray

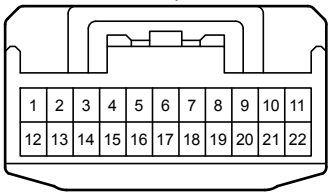

L100
Blue

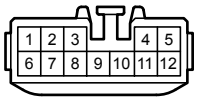

L112
White

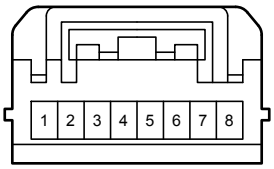

L136
Black

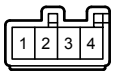

N 1
White

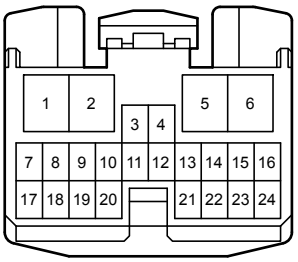

N 2
White

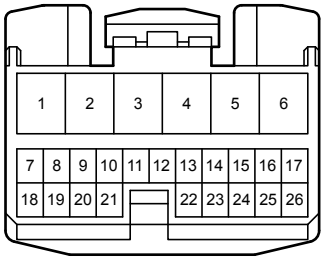

N 8
White

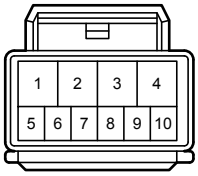

N 9
White

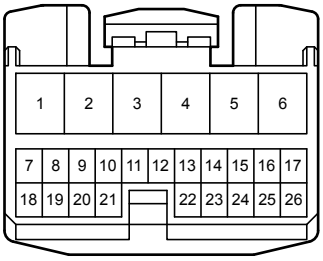

N 10
White

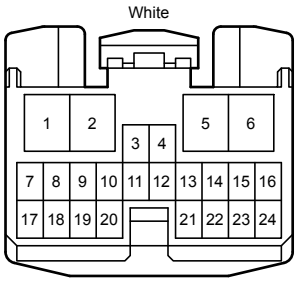

N 15
White

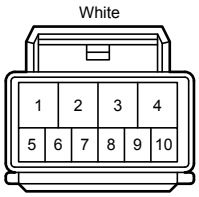

O 3
White

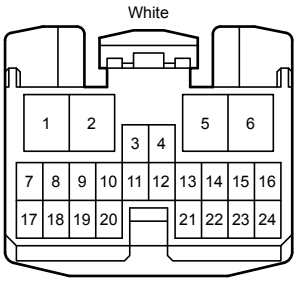

O 4
White

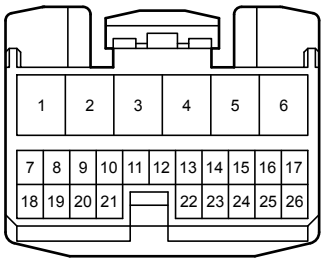

O 11
White

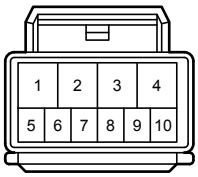

O 13
White

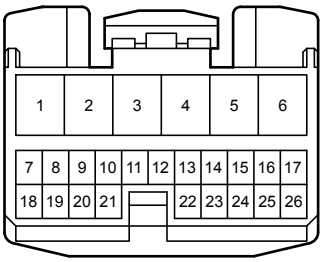

O 14
White

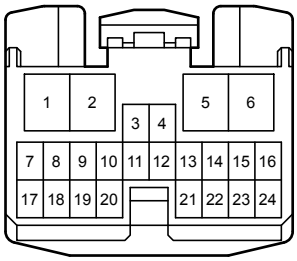

O 22
White

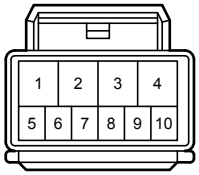

P 3
White

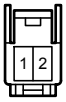

P 4
White

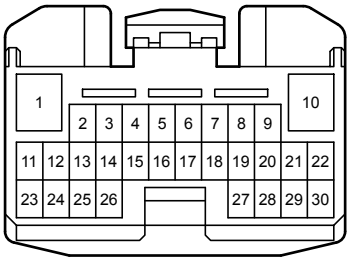

P 9
White

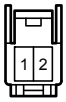

P 10
White

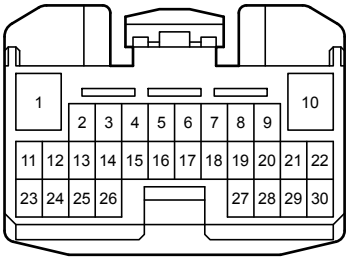

R 6
White

R 12
White

R 37
White

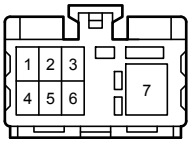

R 40
White

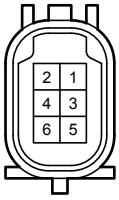

R 41
White

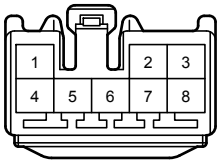

R 42
Black

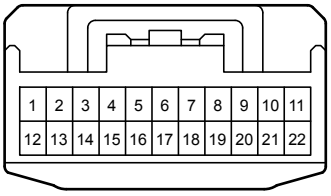

R 43
White

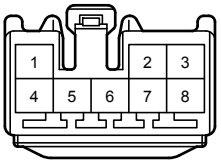

R 44
Black

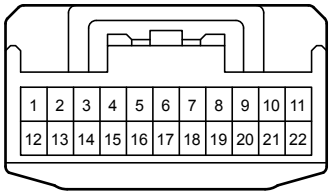

R 48
Black

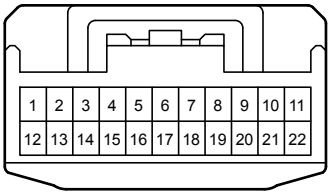

R 65
Dark Gray

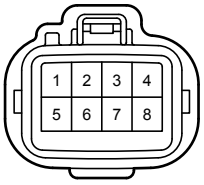

R 77
Gray

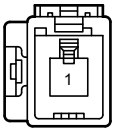

S 6
White

S 10
White

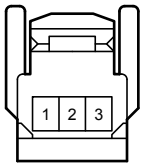

S 14
White

S 36
White

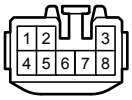

S 38
White

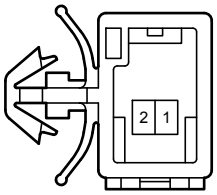

S 43
White

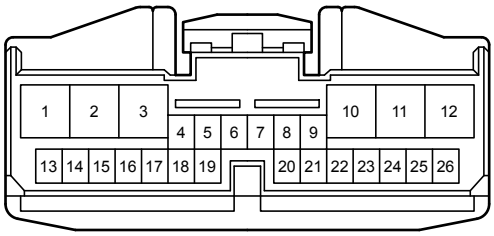

S 44
Blue

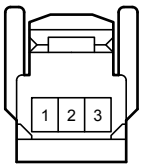

S 54
White

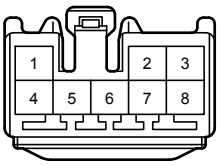

S 55
White

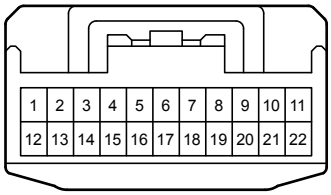

S 57
White

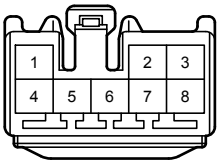

S 59
Black

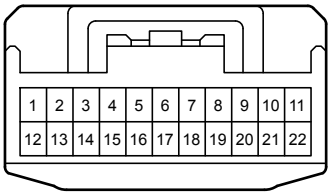

S 60
Black

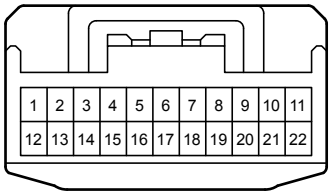

S 62
White

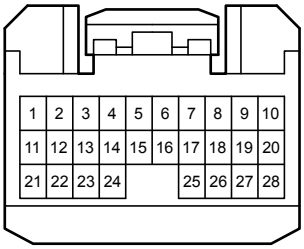

S 63
White

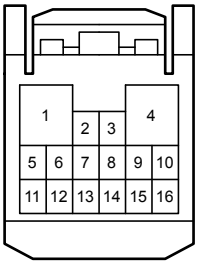

S 64
White

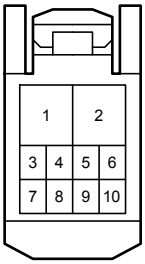

X 4
White

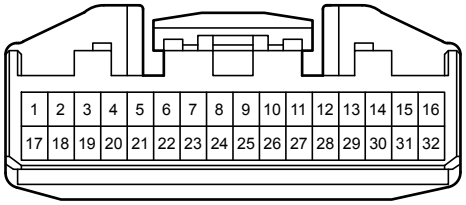

X 6
White

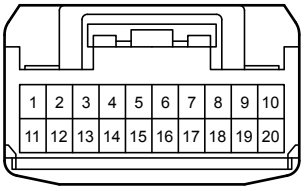

X 12
White

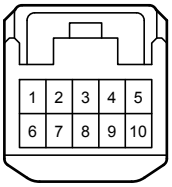

X 19
Black

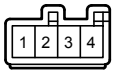

X 21
Black

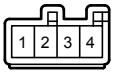

a 1
Black

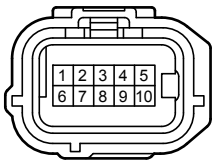

a 2
White

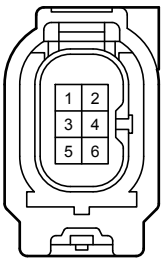

b 1
Black

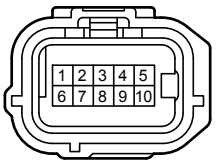

b 2
White

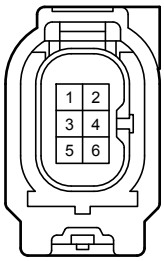

c 1
White

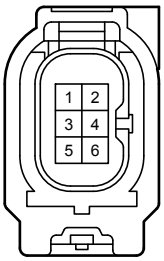

c 2
Black

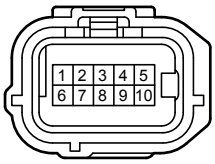

d 1
White

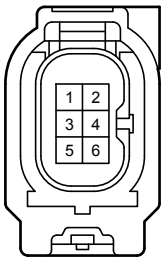

d 2
Black

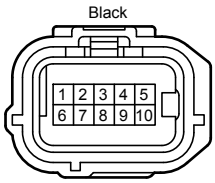

r 5
White

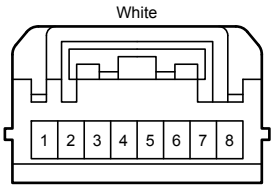

1G

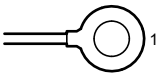

1H

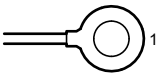

1J

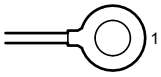

1K

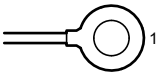

1L

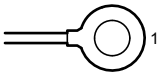

2A
Black

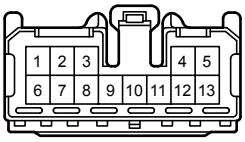

2C
White

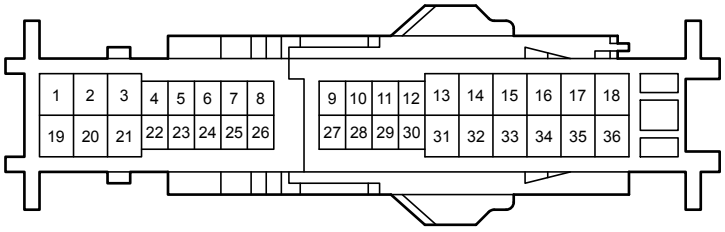

2D
Black

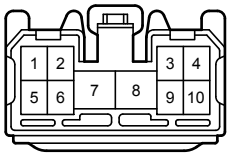

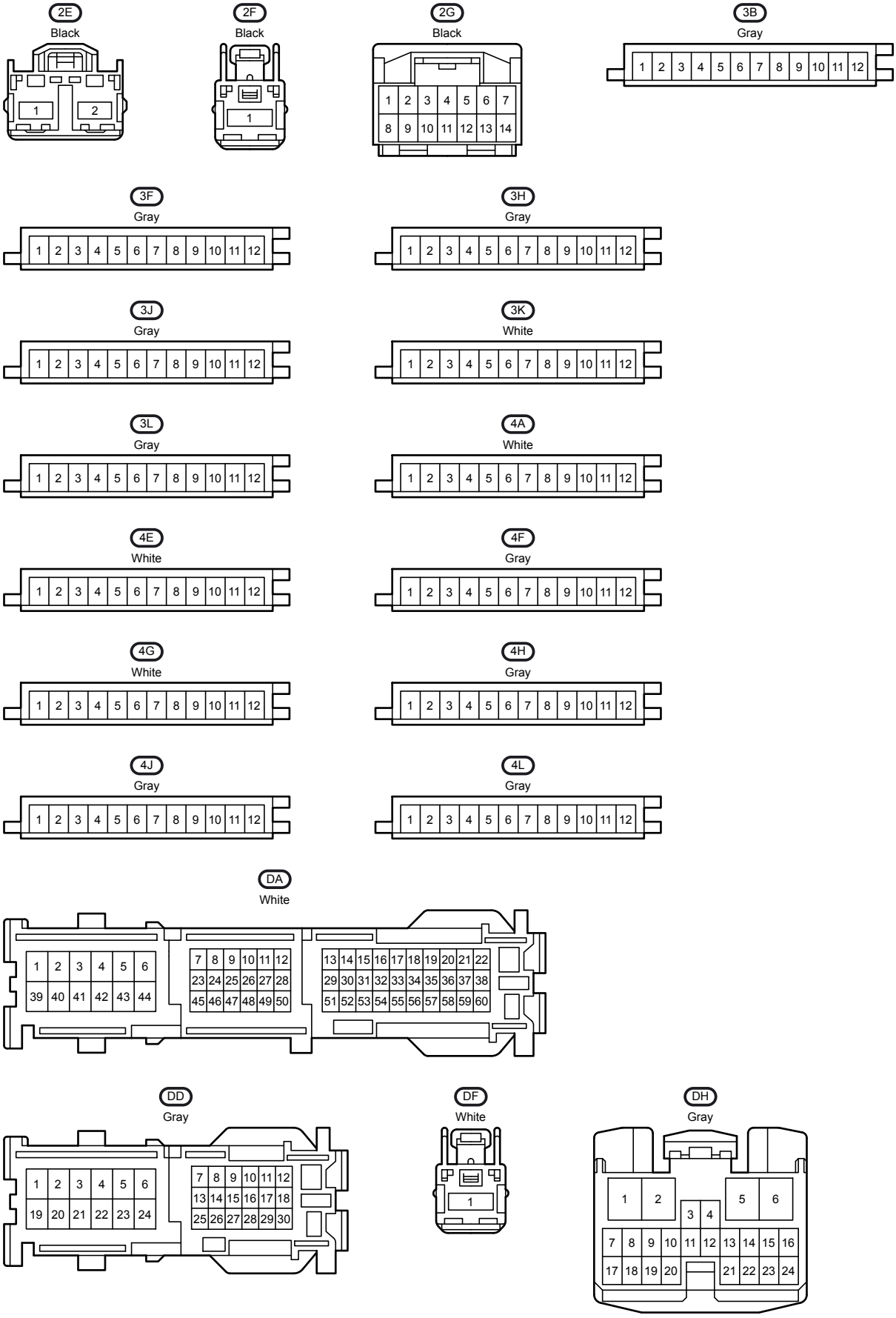
2E
Black
2F
Black
2G
Black
3B
Gray
3F
Gray
3H
Gray
3J
Gray
3K
White
3L
Gray
4A
White
4E
White
4F
Gray
4G
White
4H
Gray
4J
Gray
4L
Gray
DA
White
DD
Gray
DF
White
DH
Gray

LA
White

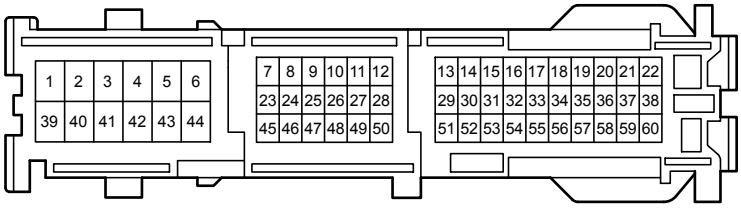

LD
Gray

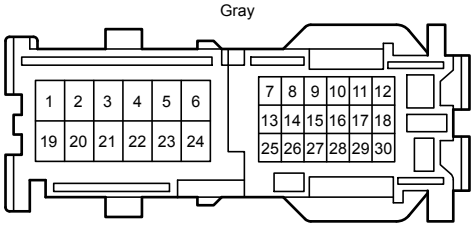

PA
White

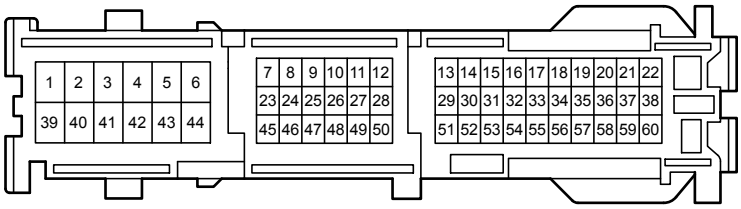

PJ
Gray

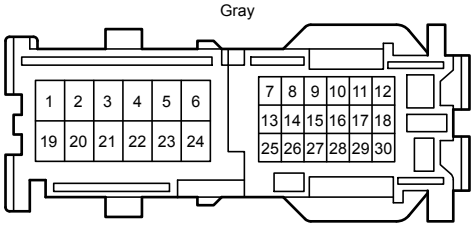

PK
Gray

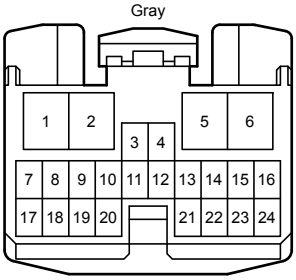

PL
White

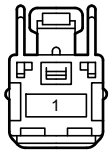

AR1
White

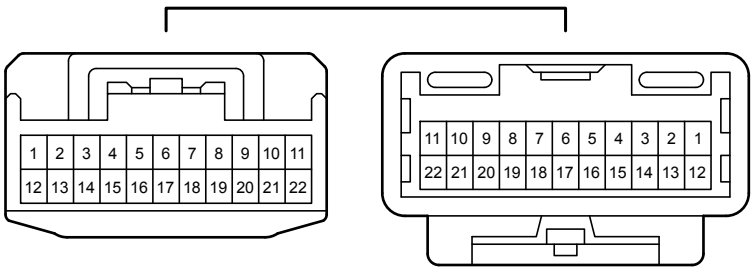

EA1
White

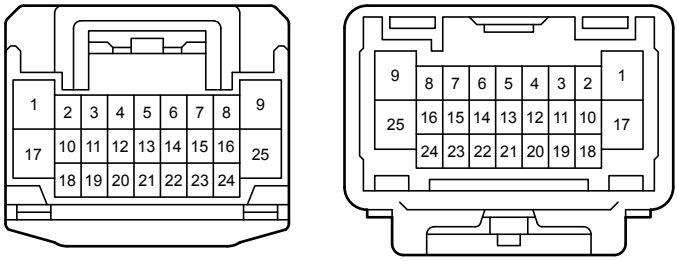

EA4
White

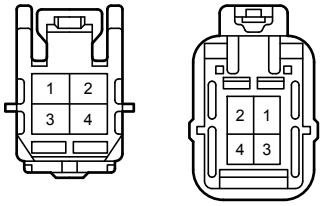

LA1
White

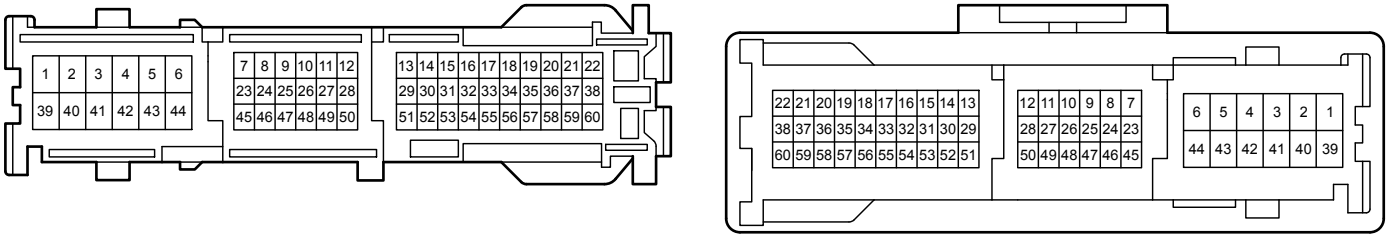

LA3
White

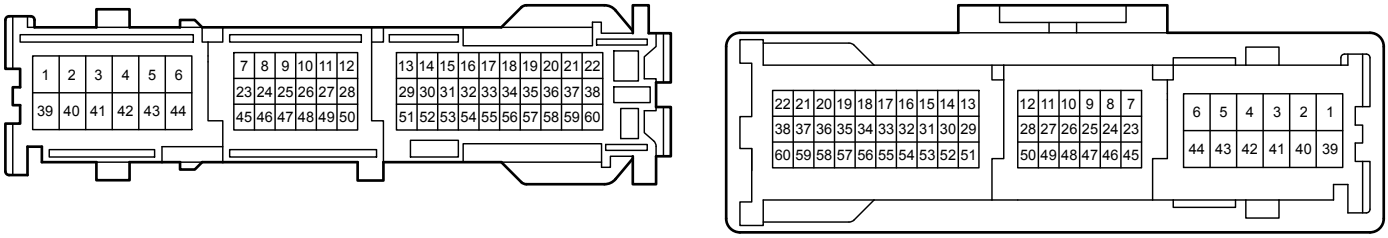

LR1
White

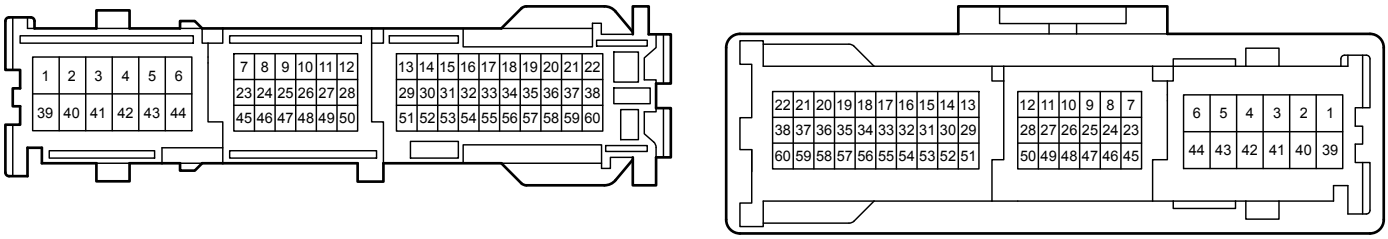

LS1
White

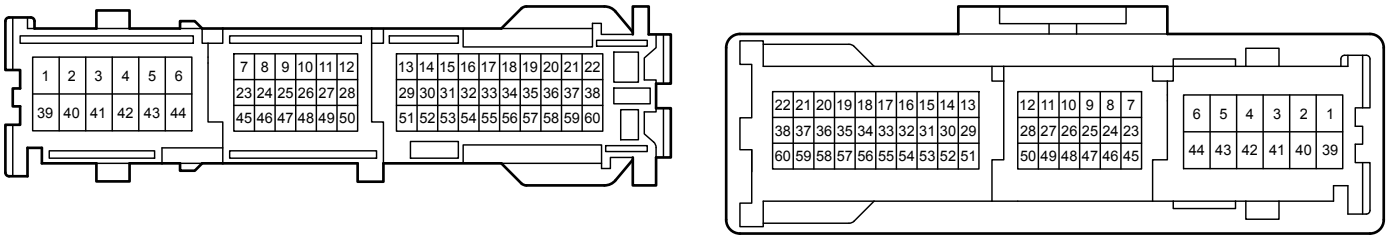

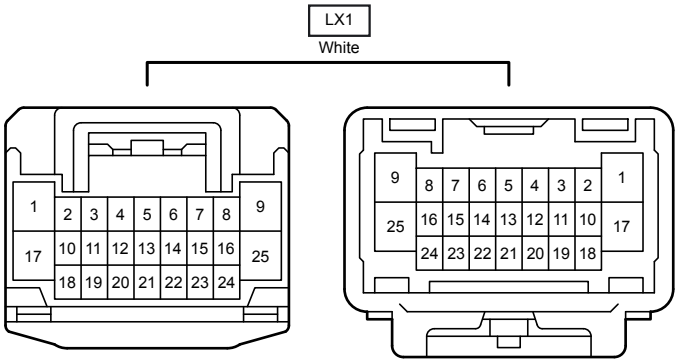
LX1
White

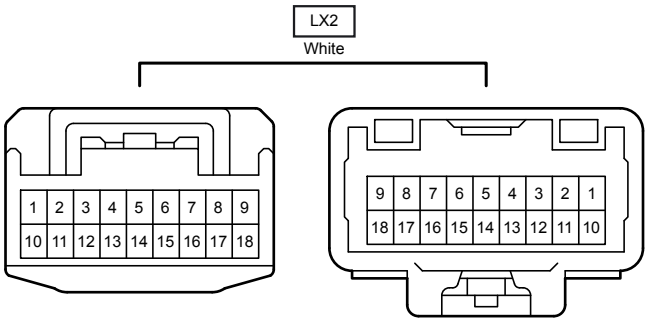
LX2
White

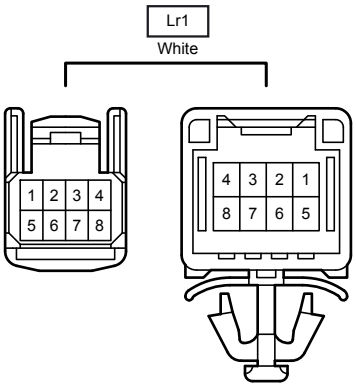
Lr1
White

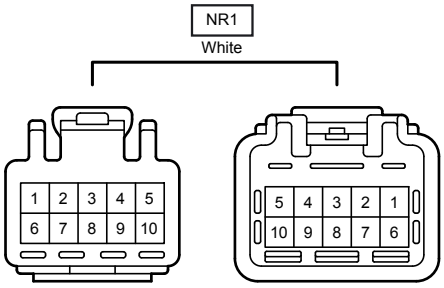
NR1
White

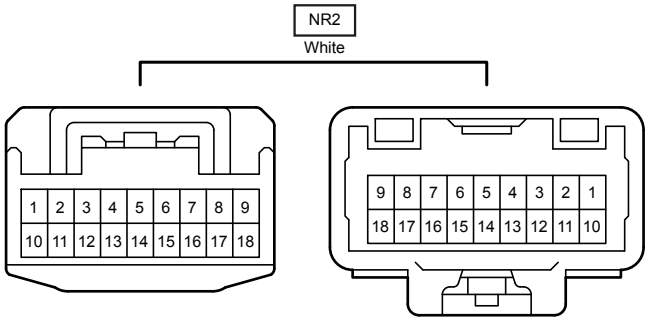
NR2
White

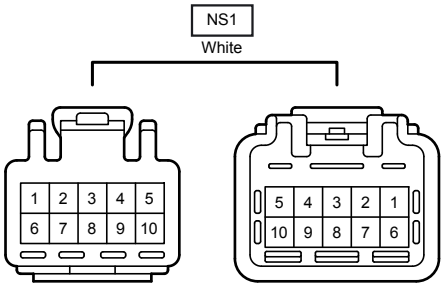
NS1
White

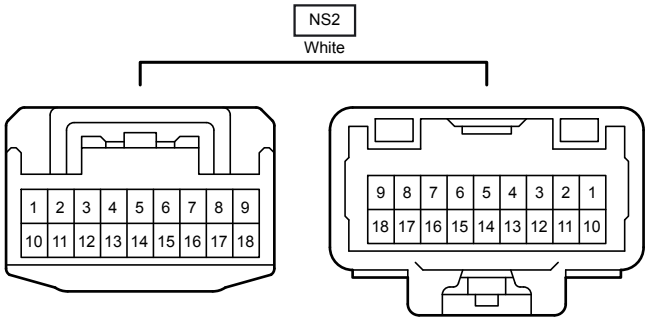
NS2
White

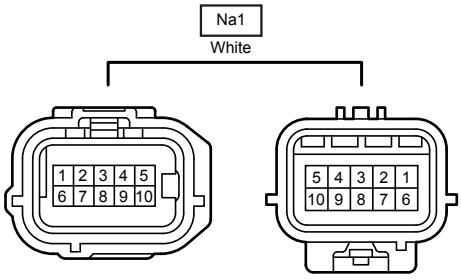
Na1
White

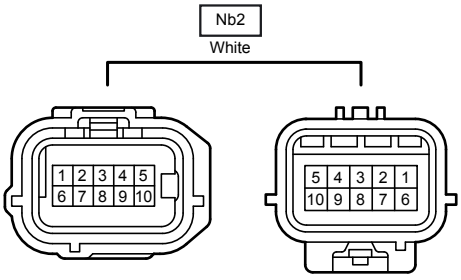
Nb2
White

OR1
White

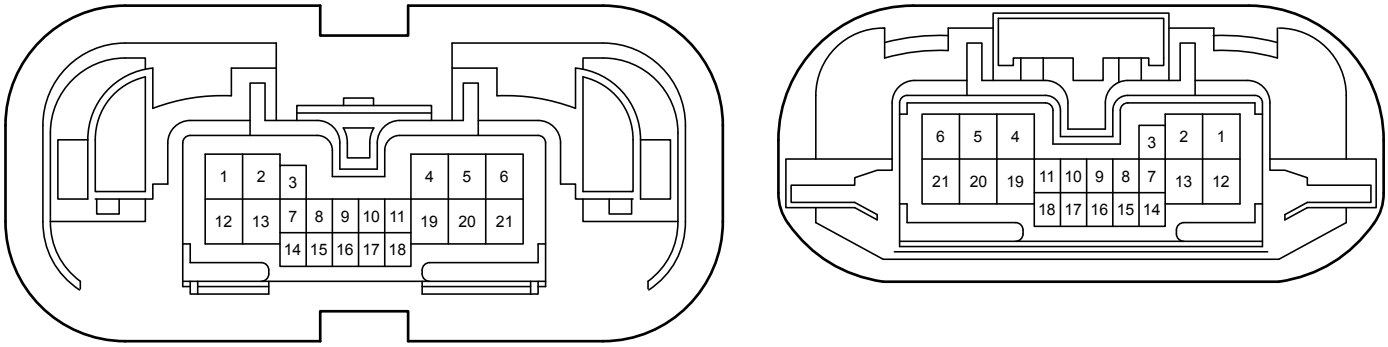

OS1
White

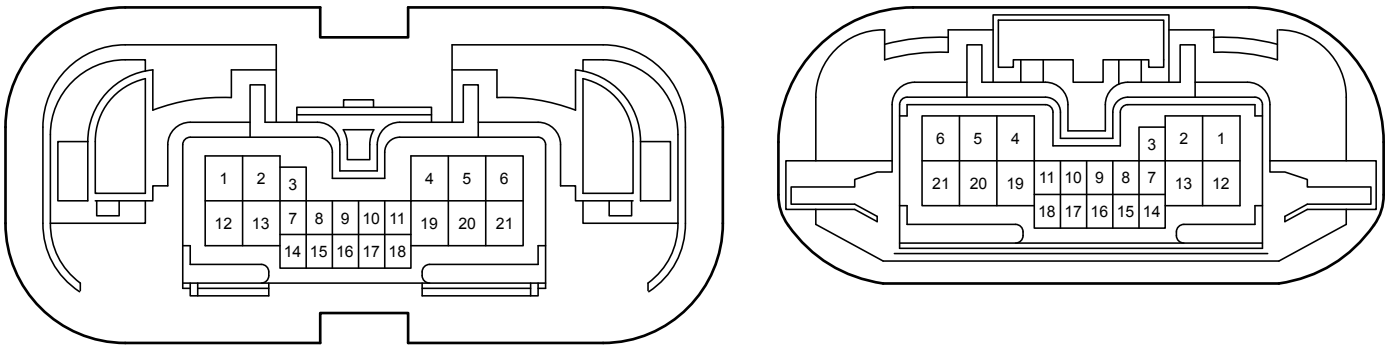

RL2
White

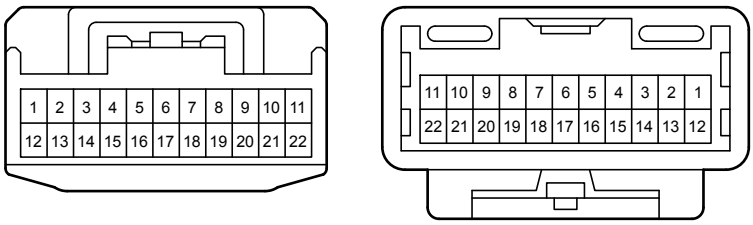

RS1
White

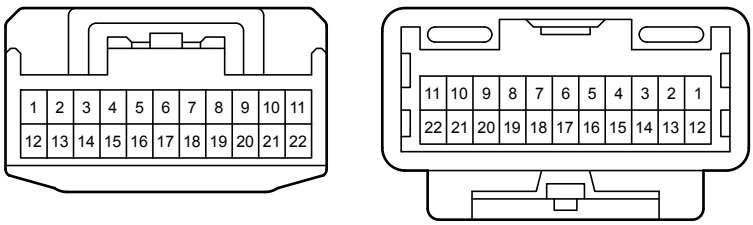

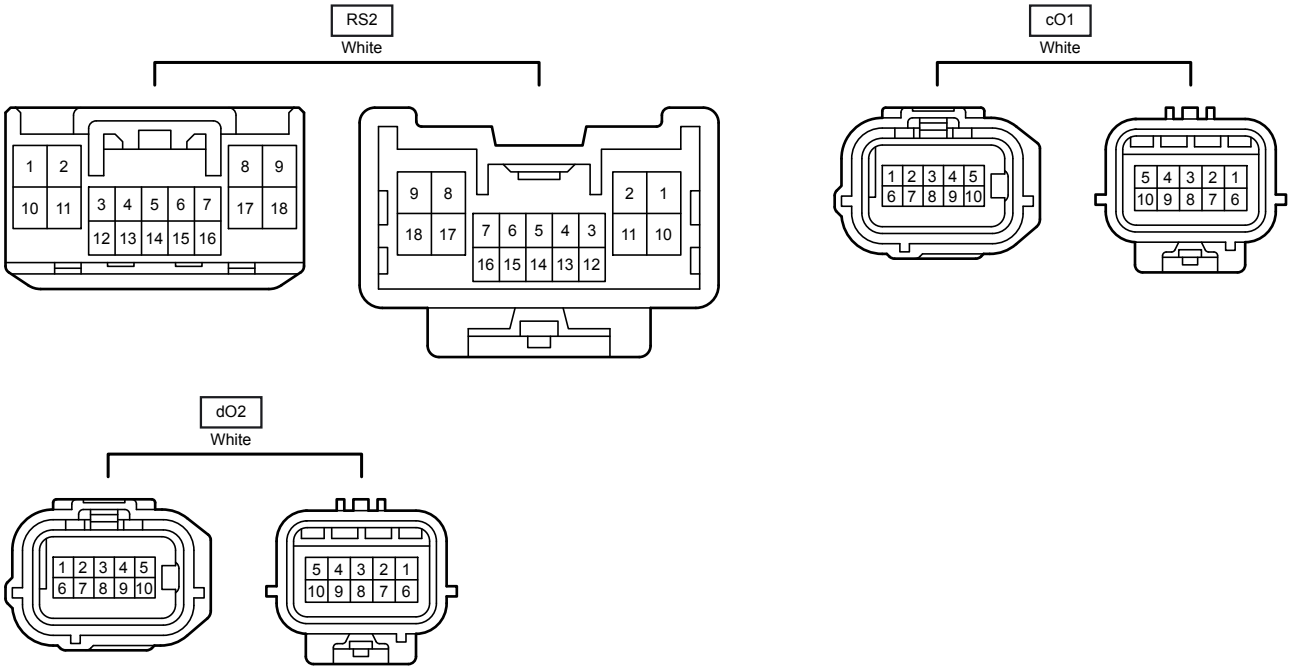
RS2
White
1 2 8 9
10 11 3 4 5 6 7 17 18
12 13 14 15 16
9 8 2 1
18 17 7 6 5 4 3 11 10
16 15 14 13 12
cO1
White
1 2 3 4 5
6 7 8 9 10
5 4 3 2 1
10 9 8 7 6
dO2
White
1 2 3 4 5
6 7 8 9 10
5 4 3 2 1
10 9 8 7 6