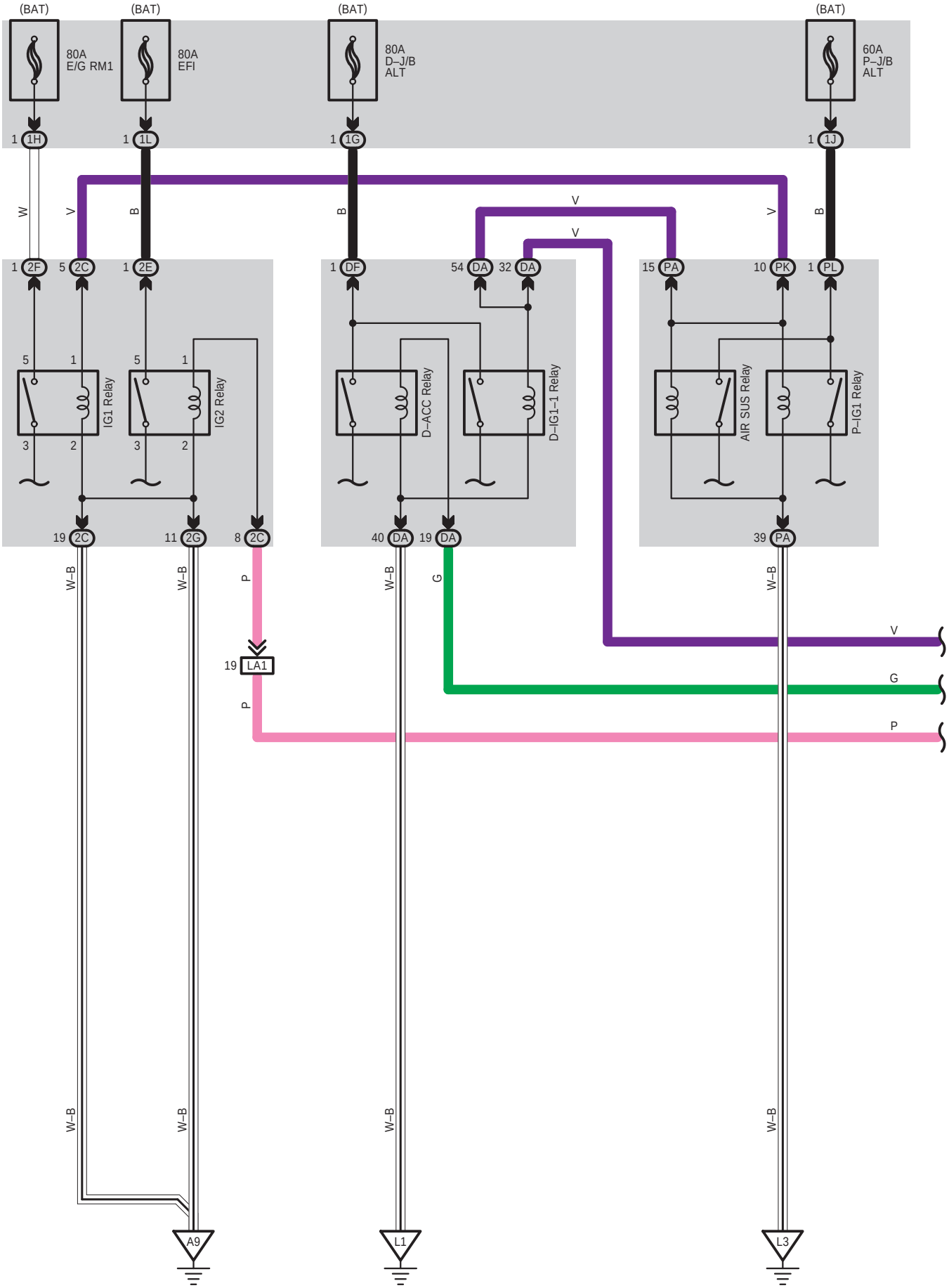
(BAT)
80A
E/G RM1
80A
EFI
80A
D–J/B
ALT
60A
P–J/B
ALT
1 1H
1 1L
1 1G
1 1J
W
V
B
B
V
V
V
B
1 2F
5 2C
1 2E
1 DF
54 DA
32 DA
15 PA
10 PK
1 PL
5
1
3
2
IG1 Relay
IG2 Relay
D–ACC Relay
D–IG1–1 Relay
AIR SUS Relay
P–IG1 Relay
19 2C
11 2G
8 2C
40 DA
19 DA
39 PA
W–B
W–B
P
W–B
G
W–B
V
G
P
19 LA1
P
W–B
W–B
W–B
W–B
A9
L1
L3

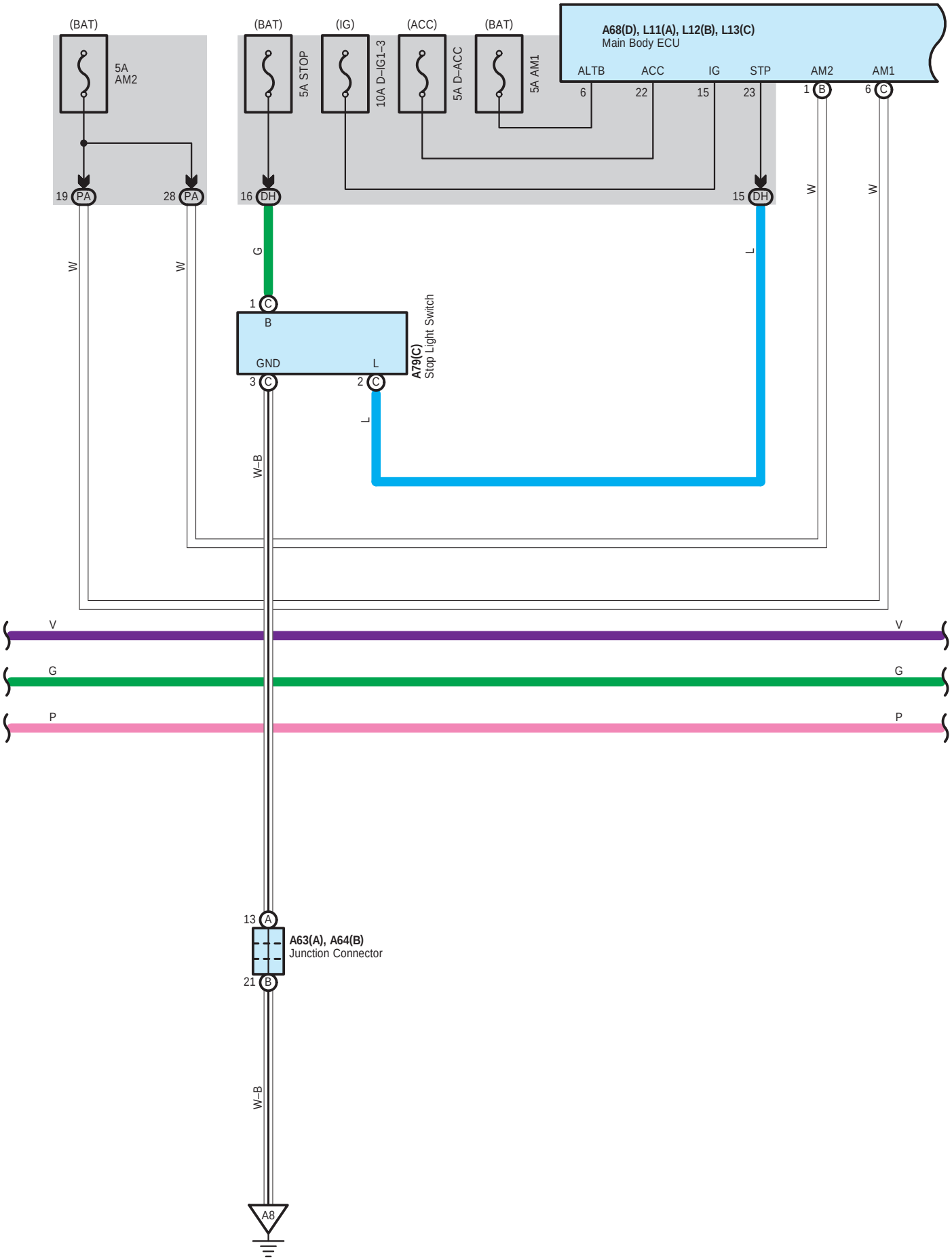
(BAT)
5A
AM2
19 PA
28 PA
(BAT)
5A STOP
16 DH
(IG)
10A D–IG1–3
(ACC)
5A D–ACC
(BAT)
5A AM1
A68(D), L11(A), L12(B), L13(C)
Main Body ECU
ALTB
ACC
IG
STP
AM2
AM1
6
22
15
23
1 B
6 C
15 DH
W
W
W
W
G
L
1 C
B
GND
L
3 C
2 C
A79(C)
Stop Light Switch
L
W–B
V
V
G
G
P
P
13 A
A63(A), A64(B)
Junction Connector
21 B
W–B
A8

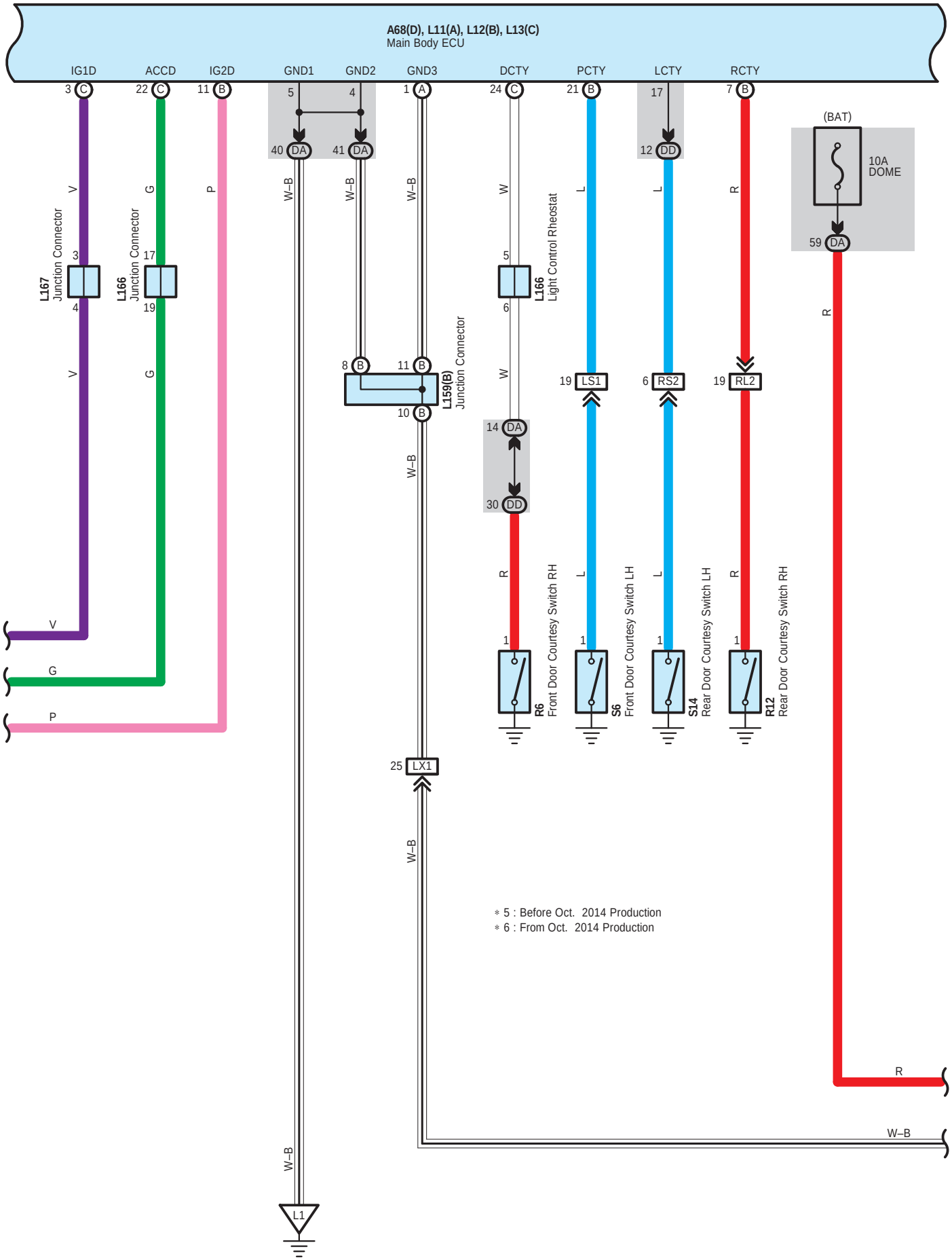
A68(D), L11(A), L12(B), L13(C)
Main Body ECU
IG1D
ACCD
IG2D
GND1
GND2
GND3
DCTY
PCTY
LCTY
RCTY
(BAT)
10A
DOME
L167
Junction Connector
L166
Junction Connector
L159(B)
Junction Connector
L166
Light Control Rheostat
R6
Front Door Courtesy Switch RH
S6
Front Door Courtesy Switch LH
S14
Rear Door Courtesy Switch LH
R12
Rear Door Courtesy Switch RH
LS1
RS2
RL2
LX1
L1
∗ 5 : Before Oct. 2014 Production
∗ 6 : From Oct. 2014 Production

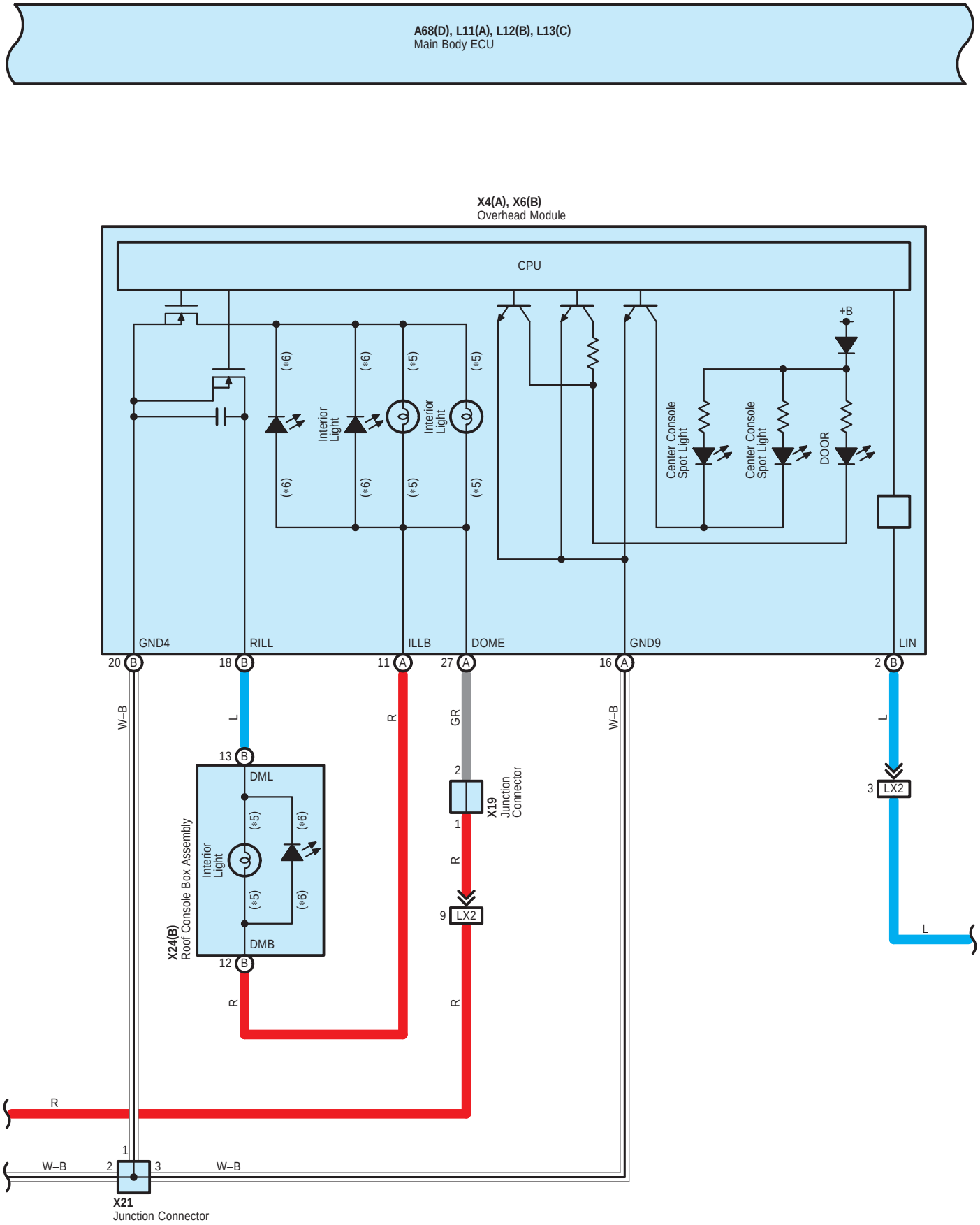
A68(D), L11(A), L12(B), L13(C)
Main Body ECU
X4(A), X6(B)
Overhead Module
CPU
+B
Interior Light
Interior Light
Center Console Spot Light
Center Console Spot Light
DOOR
(*6)
(*5)
GND4
RILL
ILLB
DOME
GND9
LIN
20 B
18 B
11 A
27 A
16 A
2 B
W–B
L
R
GR
W–B
L
13 B
DML
DMB
12 B
X24(B)
Roof Console Box Assembly
2
1
X19
Junction Connector
9 LX2
3 LX2
R
W–B
1
2
3
W–B
X21
Junction Connector

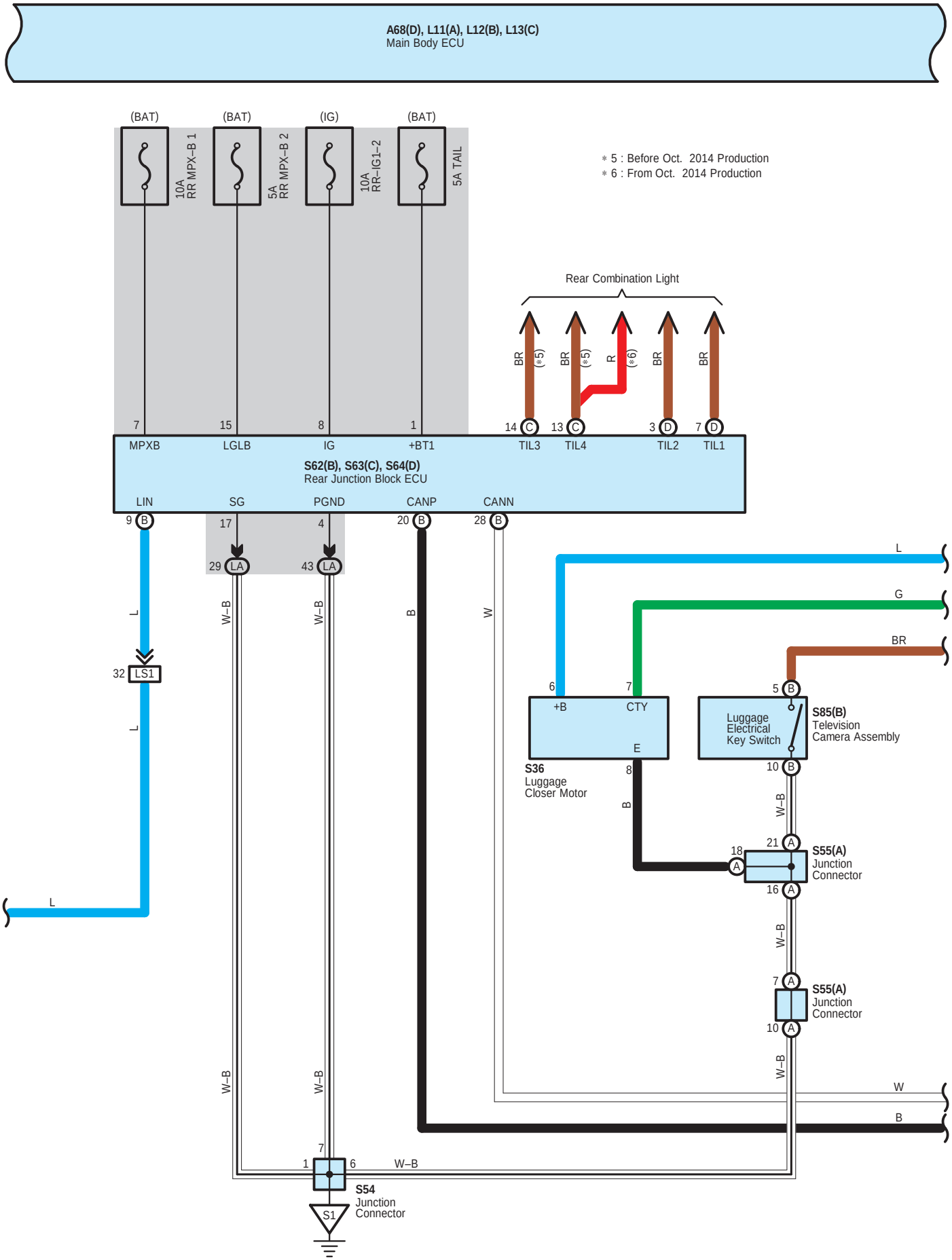
A68(D), L11(A), L12(B), L13(C)
Main Body ECU
(BAT)
(BAT)
(IG)
(BAT)
10A RR MPX–B 1
5A RR MPX–B 2
10A RR–IG1–2
5A TAIL
∗ 5 : Before Oct. 2014 Production
∗ 6 : From Oct. 2014 Production
Rear Combination Light
BR (∗5)
BR (∗5)
R (∗6)
BR
BR
7 MPXB
15 LGLB
8 IG
1 +BT1
14 C TIL3
13 C TIL4
3 D TIL2
7 D TIL1
S62(B), S63(C), S64(D)
Rear Junction Block ECU
LIN
SG
PGND
CANP
CANN
9 B
17
4
20 B
28 B
29 LA
43 LA
L
W–B
W–B
B
W
32 LS1
L
L
L
G
BR
6 +B
7 CTY
E
S36
Luggage
Closer Motor
8
B
5 B
Luggage
Electrical
Key Switch
S85(B)
Television
Camera Assembly
10 B
W–B
21 A
18 A
S55(A)
Junction
Connector
16 A
W–B
7 A
S55(A)
Junction
Connector
10 A
W–B
W–B
W–B
W
B
7
1
6
W–B
S54
Junction
Connector
S1

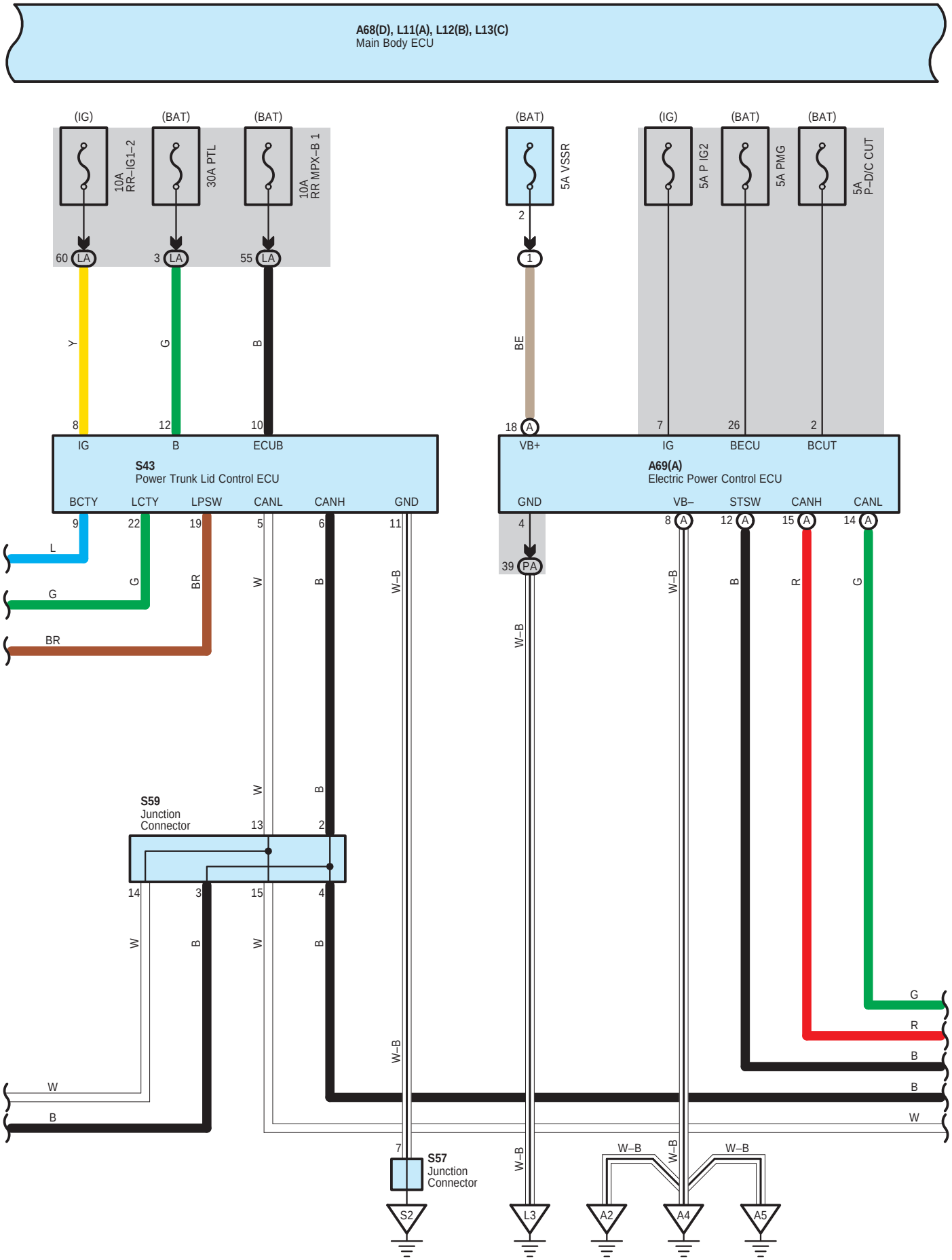
A68(D), L11(A), L12(B), L13(C)
Main Body ECU
(IG)
(BAT)
(BAT)
10A RR–IG1–2
30A PTL
10A RR MPX–B 1
60 LA
3 LA
55 LA
Y
G
B
8
12
10
IG
B
ECUB
S43
Power Trunk Lid Control ECU
BCTY
LCTY
LPSW
CANL
CANH
GND
9
22
19
5
6
11
L
G
BR
W
B
W–B
(BAT)
5A VSSR
2
1
BE
18 A
VB+
(IG)
(BAT)
(BAT)
5A P IG2
5A PMG
5A P–D/C CUT
7
26
2
IG
BECU
BCUT
A69(A)
Electric Power Control ECU
GND
VB–
STSW
CANH
CANL
4
8 A
12 A
15 A
14 A
39 PA
W–B
B
R
G
S59
Junction Connector
13
2
14
3
15
4
W
B
W
B
G
R
B
B
W
W
B
7
S57
Junction Connector
W–B
W–B
W–B
W–B
S2
L3
A2
A4
A5

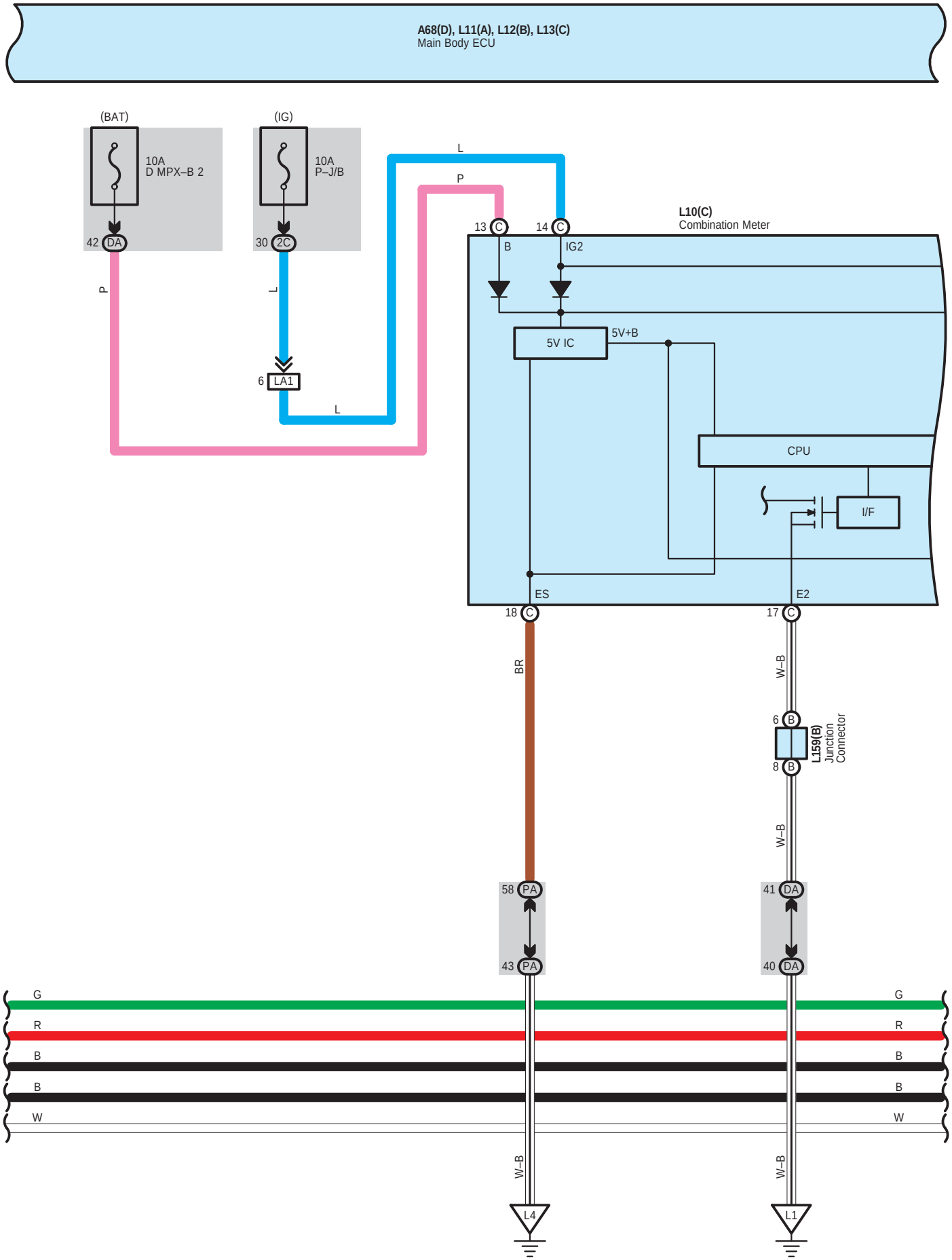
A68(D), L11(A), L12(B), L13(C)
Main Body ECU
(BAT)
10A
D MPX–B 2
42 DA
(IG)
10A
P–J/B
30 2C
6 LA1
L
P
L10(C)
Combination Meter
13 C
14 C
B
IG2
5V IC
5V+B
CPU
I/F
ES
E2
18 C
17 C
BR
W–B
6 B
8 B
L159(B)
Junction
Connector
58 PA
43 PA
41 DA
40 DA
G
R
B
W
L4
L1

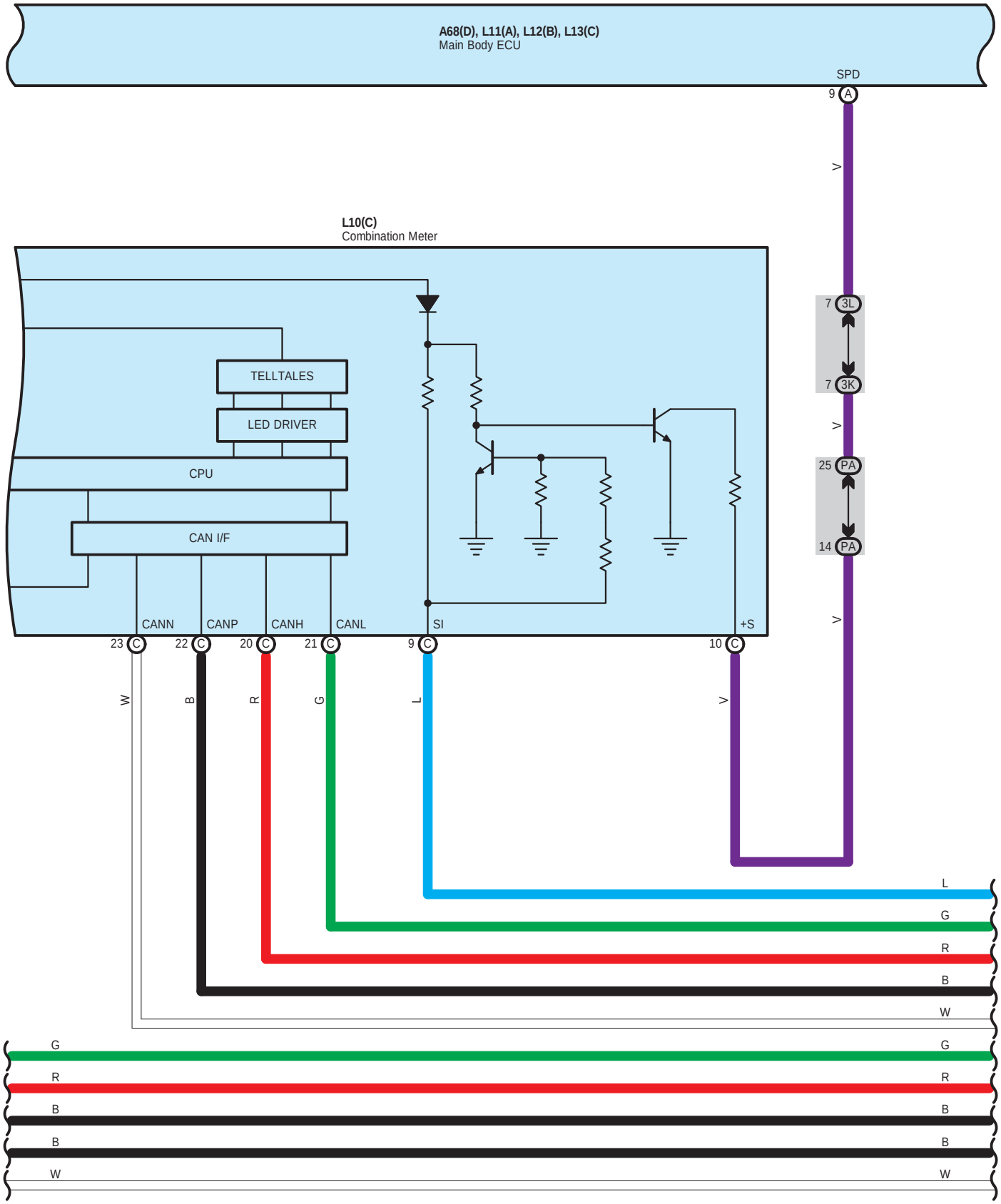
A68(D), L11(A), L12(B), L13(C)
Main Body ECU
SPD
9 A
V
L10(C)
Combination Meter
TELLTALES
LED DRIVER
CPU
CAN I/F
7 3L
7 3K
V
25 PA
14 PA
V
CANN
CANP
CANH
CANL
SI
+S
23 C
22 C
20 C
21 C
9 C
10 C
W
B
R
G
L
V
L
G
R
B
W
G
R
B
B
W
G
R
B
B
W

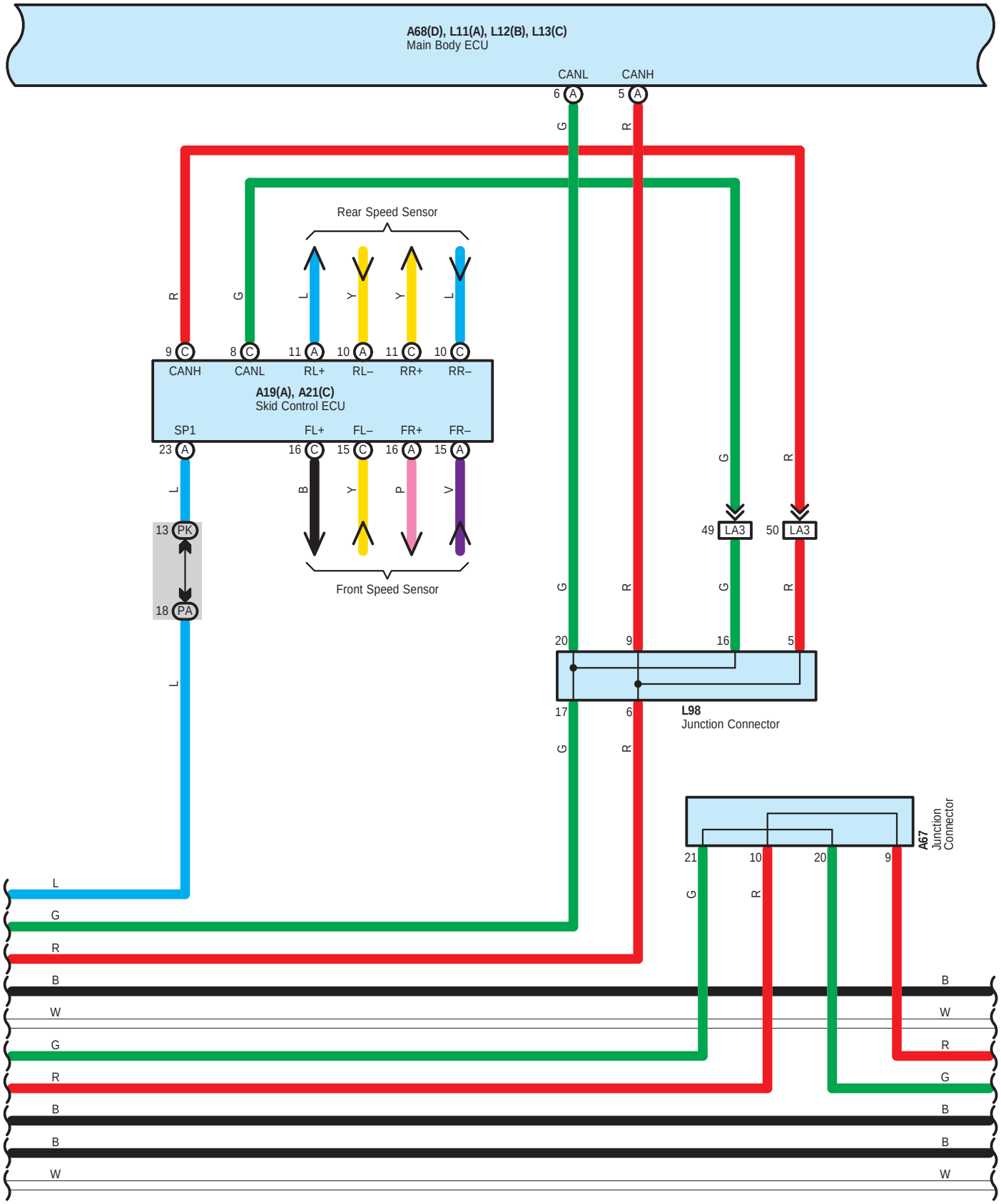
A68(D), L11(A), L12(B), L13(C)
Main Body ECU
CANL
CANH
6 A
5 A
Rear Speed Sensor
9 C
8 C
11 A
10 A
11 C
10 C
CANH
CANL
RL+
RL–
RR+
RR–
A19(A), A21(C)
Skid Control ECU
SP1
FL+
FL–
FR+
FR–
23 A
16 C
15 C
16 A
15 A
13 PK
18 PA
Front Speed Sensor
49 LA3
50 LA3
20
9
16
5
17
6
L98
Junction Connector
A67
Junction Connector
21
10
20
9

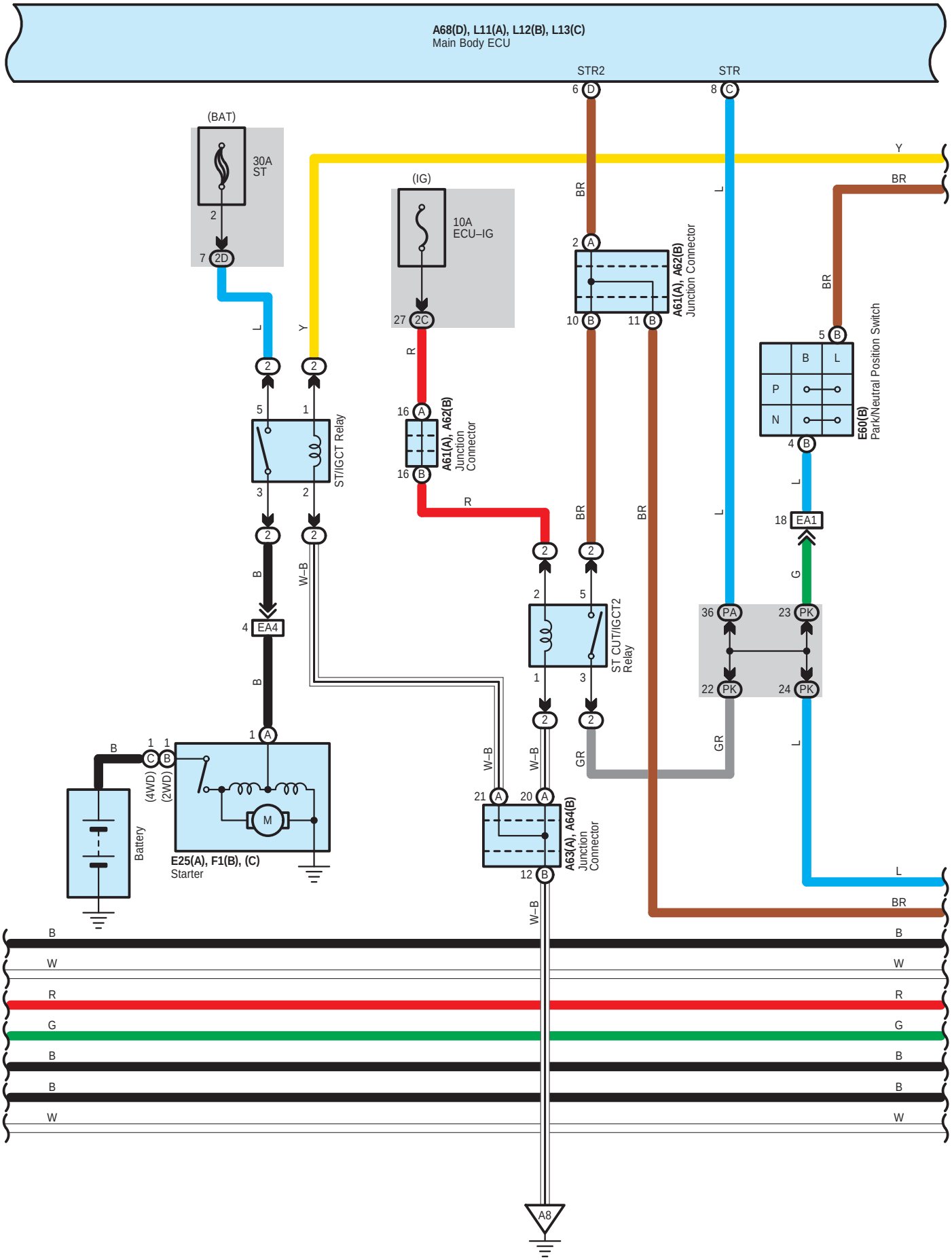
A68(D), L11(A), L12(B), L13(C)
Main Body ECU
STR2
STR
(BAT)
30A
ST
(IG)
10A
ECU–IG
A61(A), A62(B)
Junction Connector
E60(B)
Park/Neutral Position Switch
ST/IGCT Relay
ST CUT/IGCT2
Relay
A63(A), A64(B)
Junction Connector
E25(A), F1(B), (C)
Starter
Battery
(4WD)
(2WD)
EA4
EA1
A8

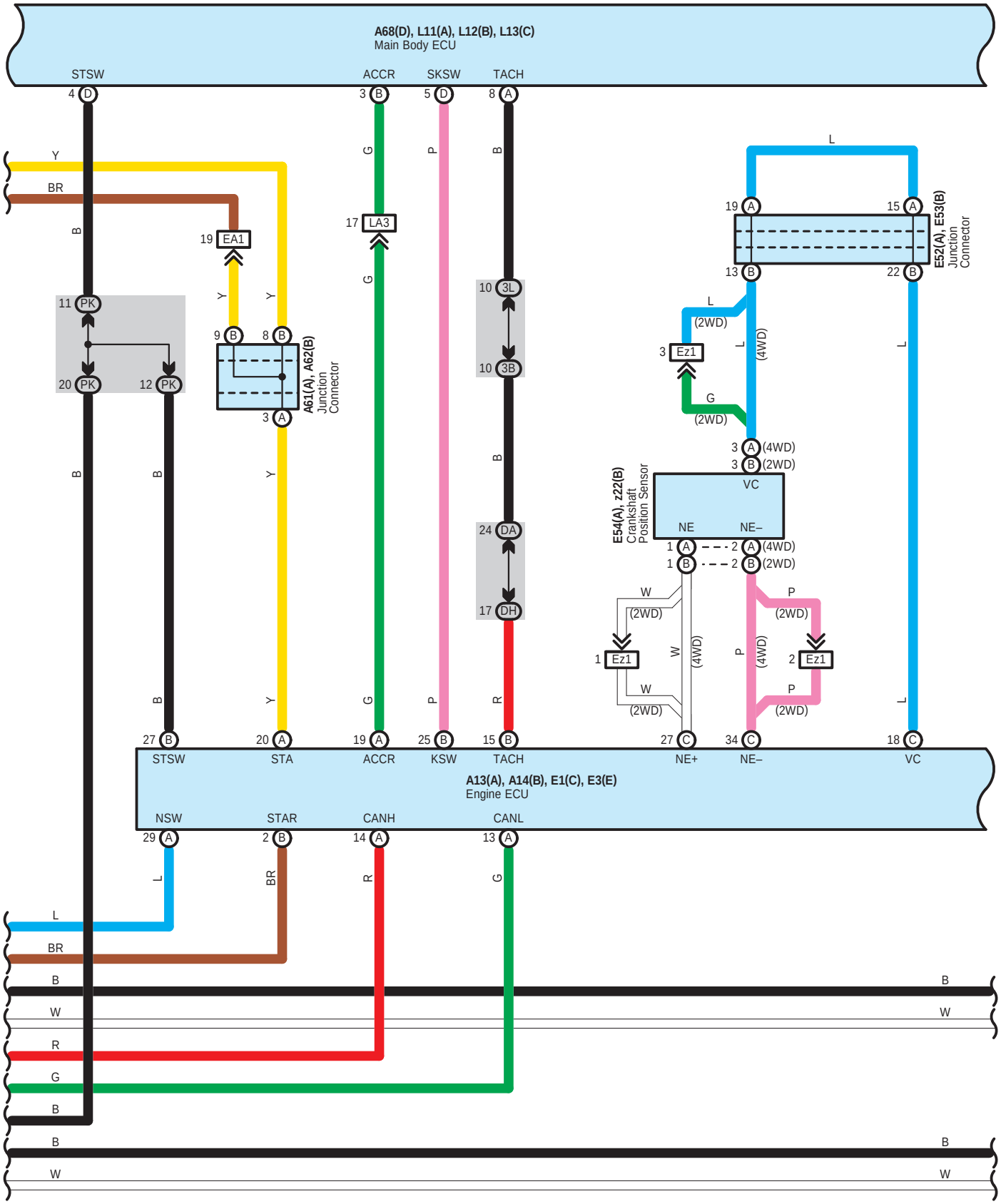
A68(D), L11(A), L12(B), L13(C)
Main Body ECU
STSW
ACCR
SKSW
TACH
A61(A), A62(B)
Junction
Connector
E52(A), E53(B)
Junction
Connector
E54(A), z22(B)
Crankshaft
Position Sensor
VC
NE
NE–
A13(A), A14(B), E1(C), E3(E)
Engine ECU
STSW
STA
ACCR
KSW
TACH
NE+
NE–
VC
NSW
STAR
CANH
CANL

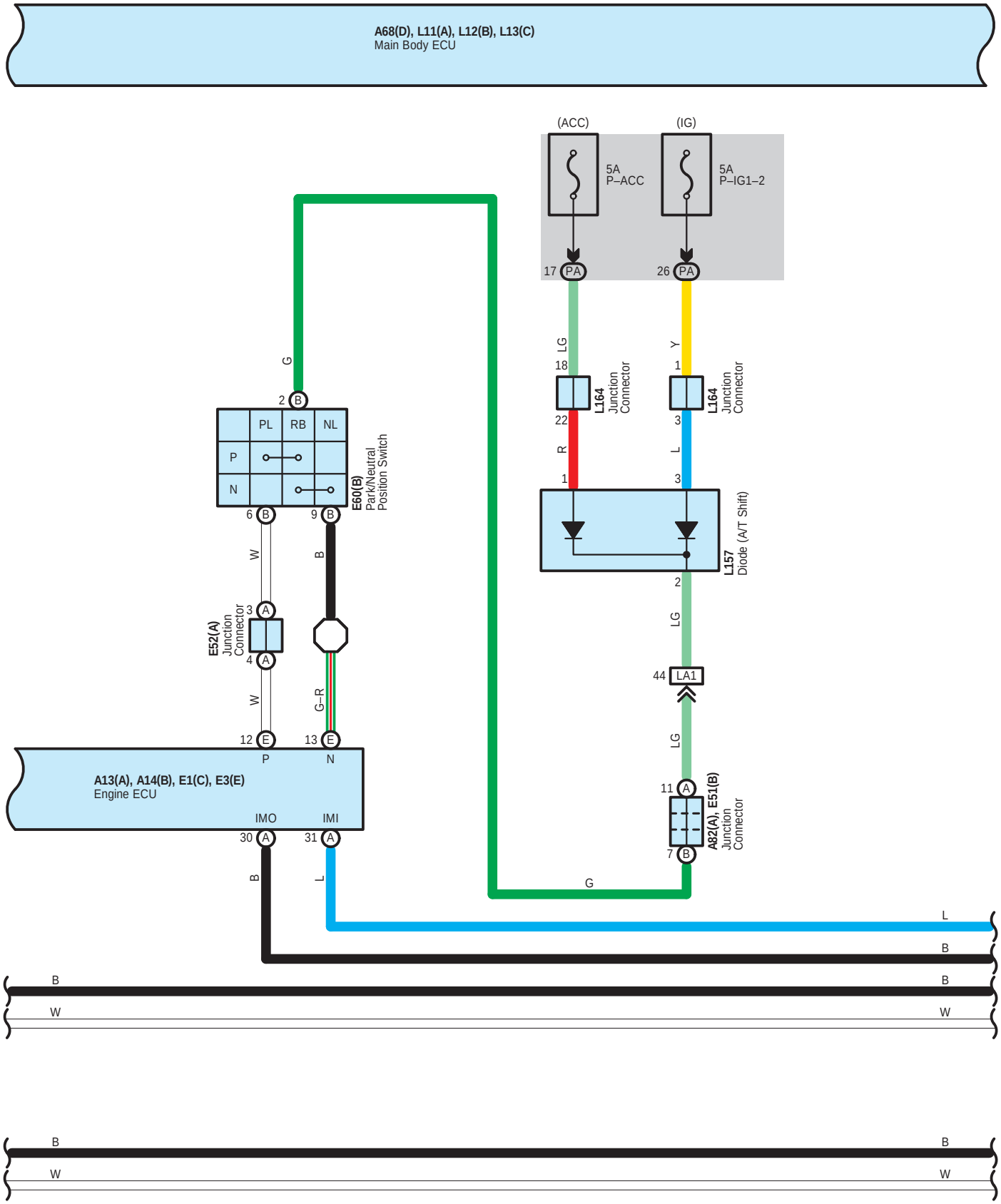
A68(D), L11(A), L12(B), L13(C)
Main Body ECU
(ACC)
(IG)
5A
P–ACC
5A
P–IG1–2
17 PA
26 PA
LG
Y
18
1
L164
Junction
Connector
22
3
R
L
1
3
L157
Diode (A/T Shift)
2
LG
44 LA1
LG
11 A
A82(A), E51(B)
Junction
Connector
7 B
G
G
2 B
PL
RB
NL
P
N
E60(B)
Park/Neutral
Position Switch
6 B
9 B
W
B
E52(A)
Junction
Connector
3 A
4 A
W
G–R
12 E
13 E
P
N
A13(A), A14(B), E1(C), E3(E)
Engine ECU
IMO
IMI
30 A
31 A
B
L
L
B
B
W
B
W
B
W
B
W

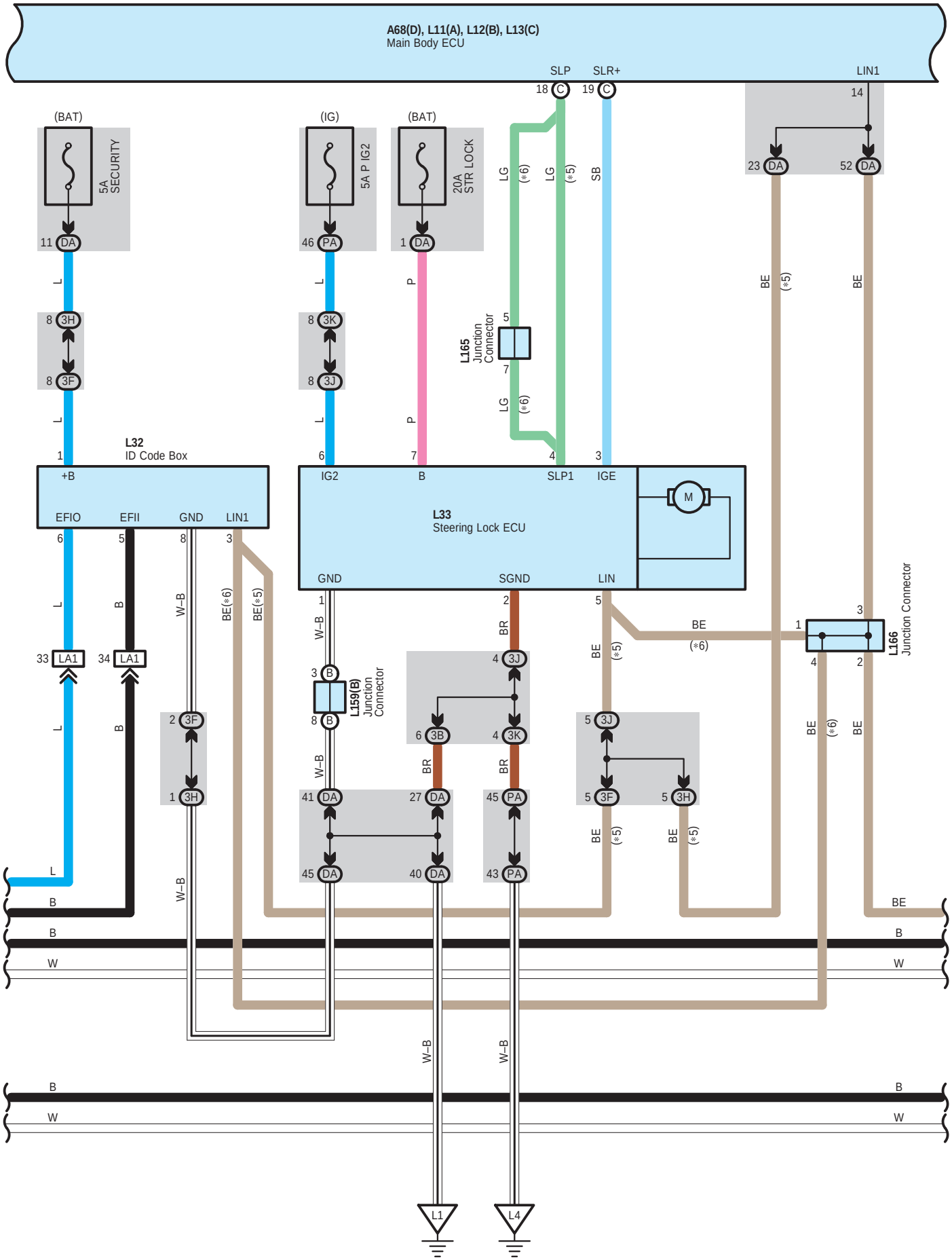
A68(D), L11(A), L12(B), L13(C)
Main Body ECU
SLP
SLR+
LIN1
(BAT)
5A SECURITY
(IG)
5A P IG2
(BAT)
20A STR LOCK
L165 Junction Connector
L32
ID Code Box
+B
EFIO
EFII
GND
LIN1
IG2
B
SLP1
IGE
L33
Steering Lock ECU
GND
SGND
LIN
L159(B) Junction Connector
L166 Junction Connector
LA1
L1
L4

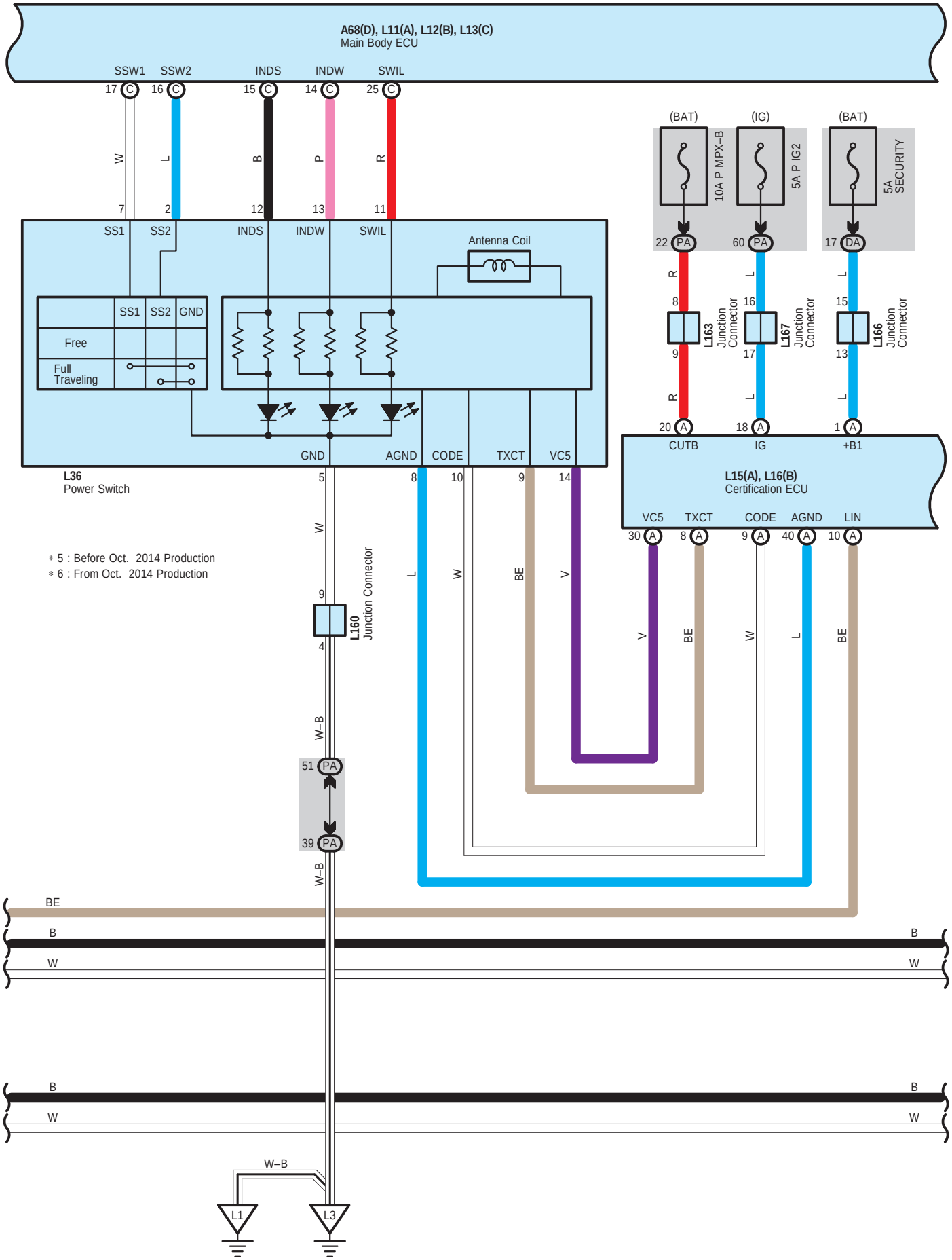
A68(D), L11(A), L12(B), L13(C)
Main Body ECU
SSW1
SSW2
INDS
INDW
SWIL
17 C
16 C
15 C
14 C
25 C
W
L
B
P
R
7
2
12
13
11
SS1
SS2
INDS
INDW
SWIL
Antenna Coil
SS1
SS2
GND
Free
Full Traveling
GND
AGND
CODE
TXCT
VC5
L36
Power Switch
5
8
10
9
14
(BAT)
(IG)
(BAT)
10A P MPX–B
5A P IG2
5A SECURITY
22 PA
60 PA
17 DA
R
L
L
8
16
15
L163 Junction Connector
L167 Junction Connector
L166 Junction Connector
9
17
13
R
L
L
20 A
18 A
1 A
CUTB
IG
+B1
L15(A), L16(B)
Certification ECU
VC5
TXCT
CODE
AGND
LIN
30 A
8 A
9 A
40 A
10 A
∗ 5 : Before Oct. 2014 Production
∗ 6 : From Oct. 2014 Production
W
L
W
BE
V
V
BE
W
L
BE
9
L160 Junction Connector
4
W–B
51 PA
39 PA
W–B
BE
B
W
B
W
B
W
B
W
W–B
L1
L3

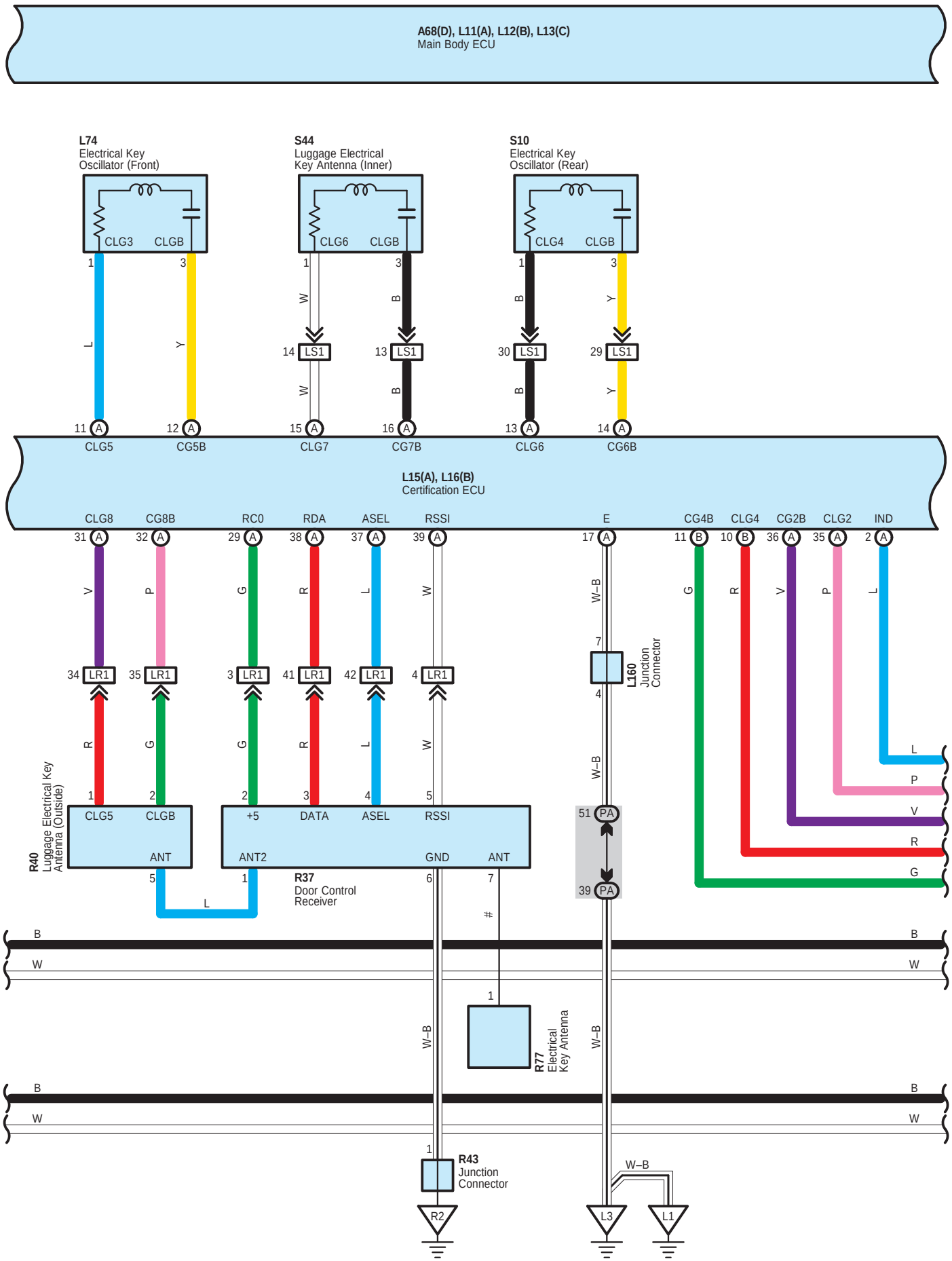
A68(D), L11(A), L12(B), L13(C)
Main Body ECU
L74
Electrical Key
Oscillator (Front)
S44
Luggage Electrical
Key Antenna (Inner)
S10
Electrical Key
Oscillator (Rear)
CLG3
CLGB
CLG6
CLGB
CLG4
CLGB
LS1
CLG5
CG5B
CLG7
CG7B
CLG6
CG6B
L15(A), L16(B)
Certification ECU
CLG8
CG8B
RC0
RDA
ASEL
RSSI
E
CG4B
CLG4
CG2B
CLG2
IND
LR1
L160
Junction
Connector
R40
Luggage Electrical Key
Antenna (Outside)
CLG5
CLGB
ANT
+5
DATA
ASEL
RSSI
ANT2
GND
ANT
R37
Door Control
Receiver
PA
R77
Electrical
Key Antenna
R43
Junction
Connector
R2
L3
L1

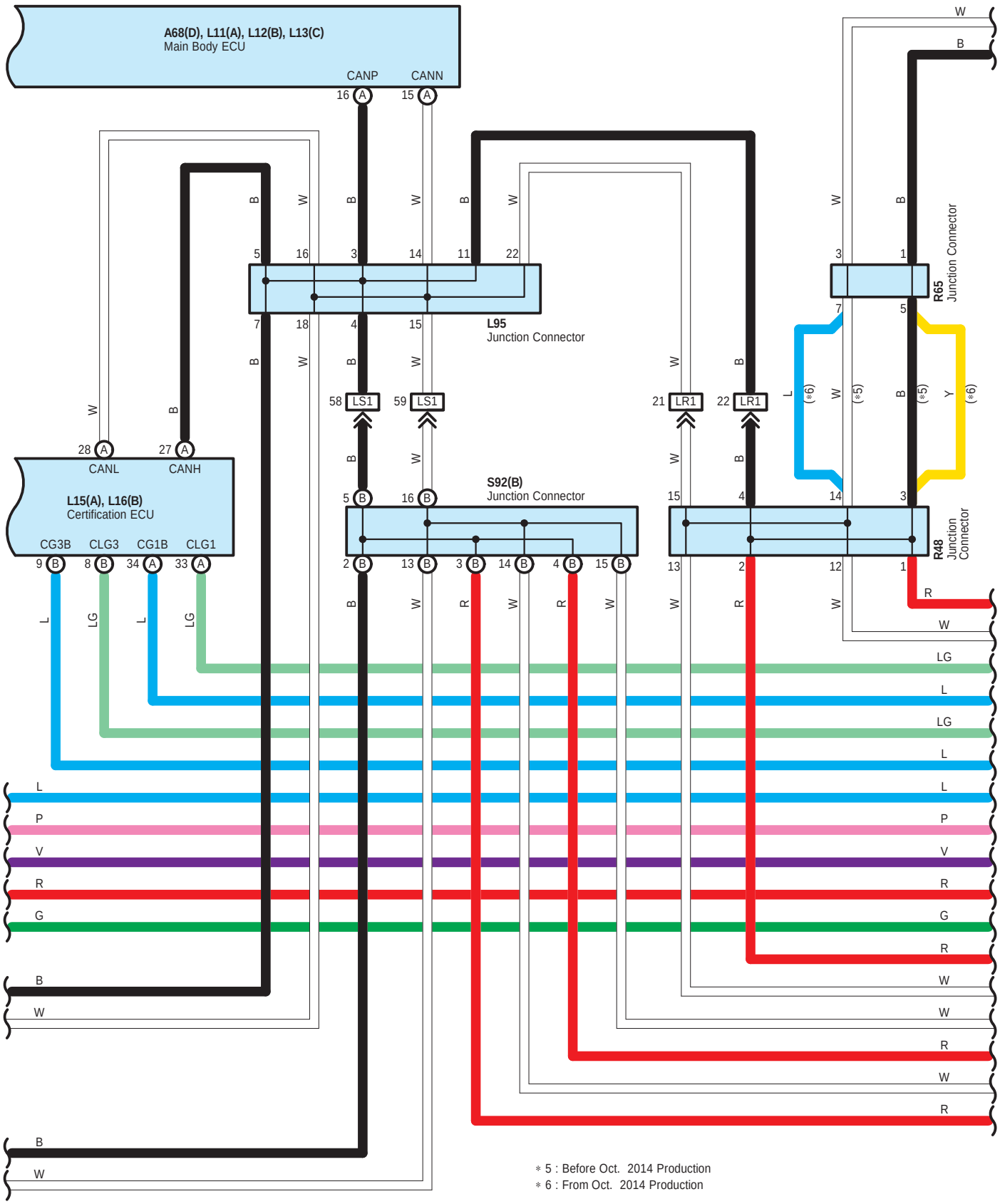

* 5 : Before Oct. 2014 Production
* 6 : From Oct. 2014 Production

:There is no wire color information.

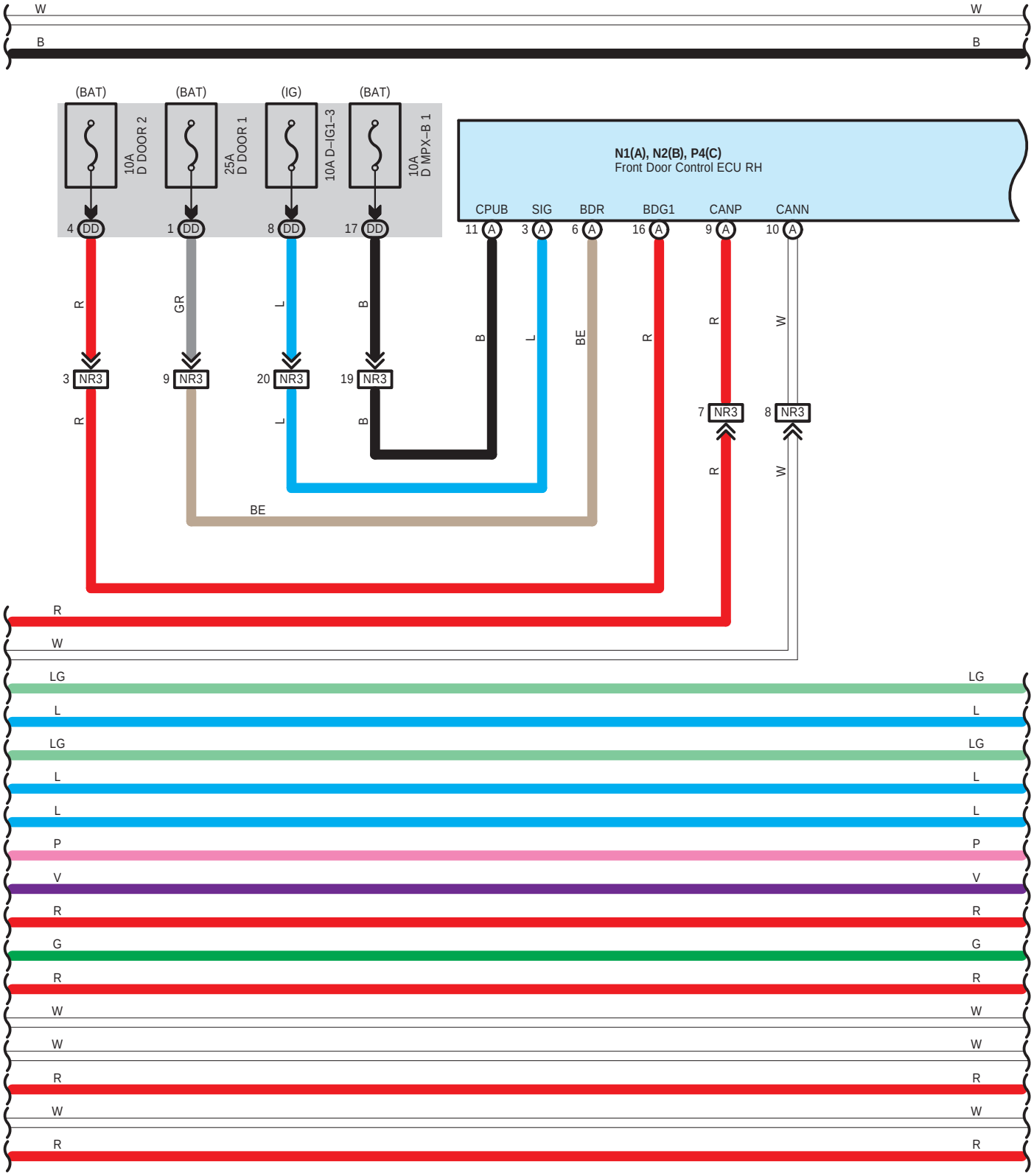
W
B
(BAT)
(BAT)
(IG)
(BAT)
10A D DOOR 2
25A D DOOR 1
10A D–IG1–3
10A D MPX–B 1
N1(A), N2(B), P4(C)
Front Door Control ECU RH
CPUB
SIG
BDR
BDG1
CANP
CANN
4 DD
1 DD
8 DD
17 DD
11 A
3 A
6 A
16 A
9 A
10 A
R
GR
L
B
B
L
BE
R
R
W
3 NR3
9 NR3
20 NR3
19 NR3
7 NR3
8 NR3
R
L
B
R
W
BE
R
W
LG
L
LG
L
L
P
V
R
G
R
W
W
R
W
R

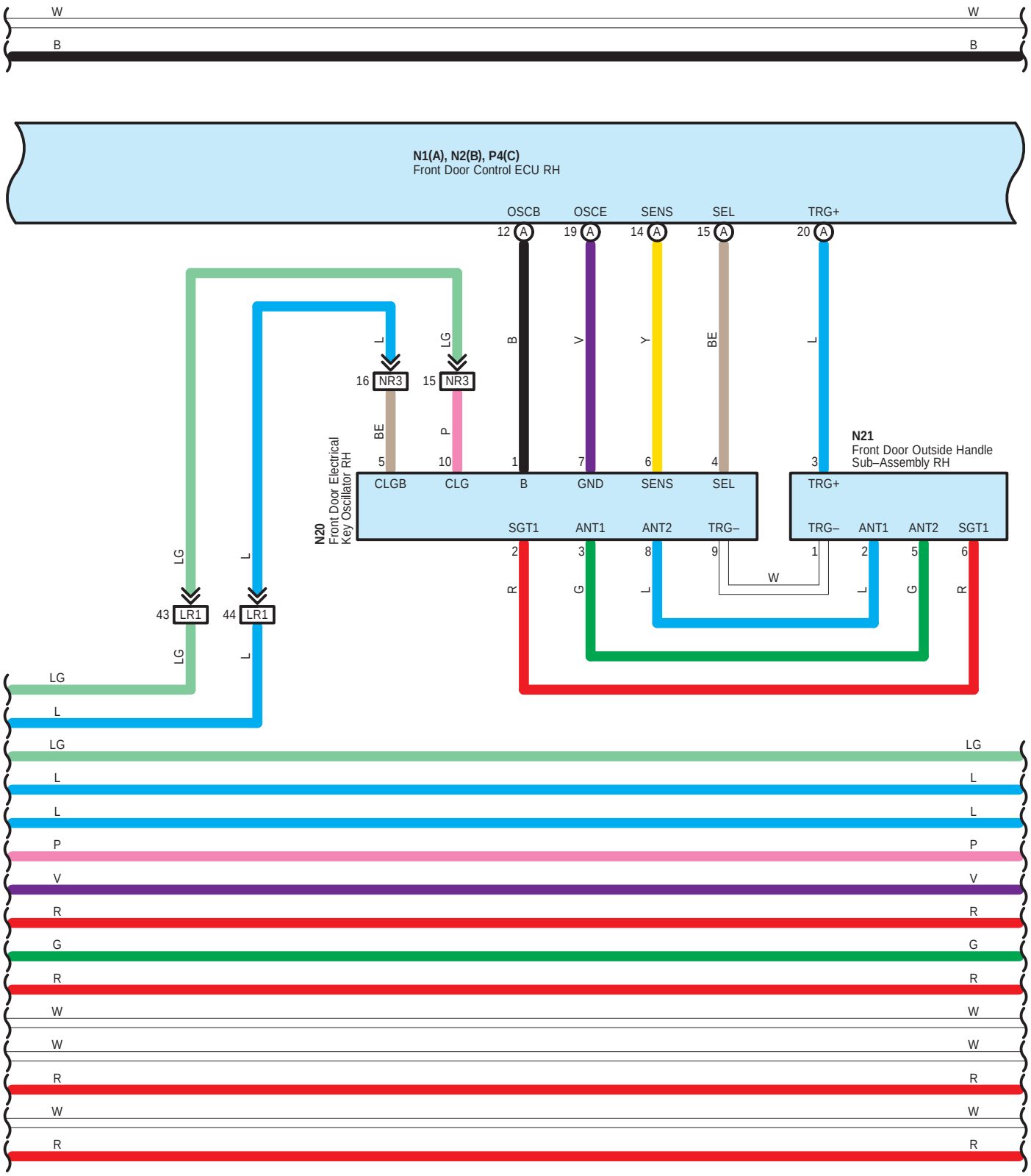
N1(A), N2(B), P4(C)
Front Door Control ECU RH
OSCB
OSCE
SENS
SEL
TRG+
12 A
19 A
14 A
15 A
20 A
16 NR3
15 NR3
43 LR1
44 LR1
N20
Front Door Electrical Key Oscillator RH
CLGB
CLG
B
GND
SENS
SEL
SGT1
ANT1
ANT2
TRG–
N21
Front Door Outside Handle Sub–Assembly RH
TRG+
TRG–
ANT1
ANT2
SGT1
W
W
B
B
LG
L
L
P
V
R
G
R
W
W
R
W
R
LG
L
L
P
V
R
G
R
W
W
R
W
R

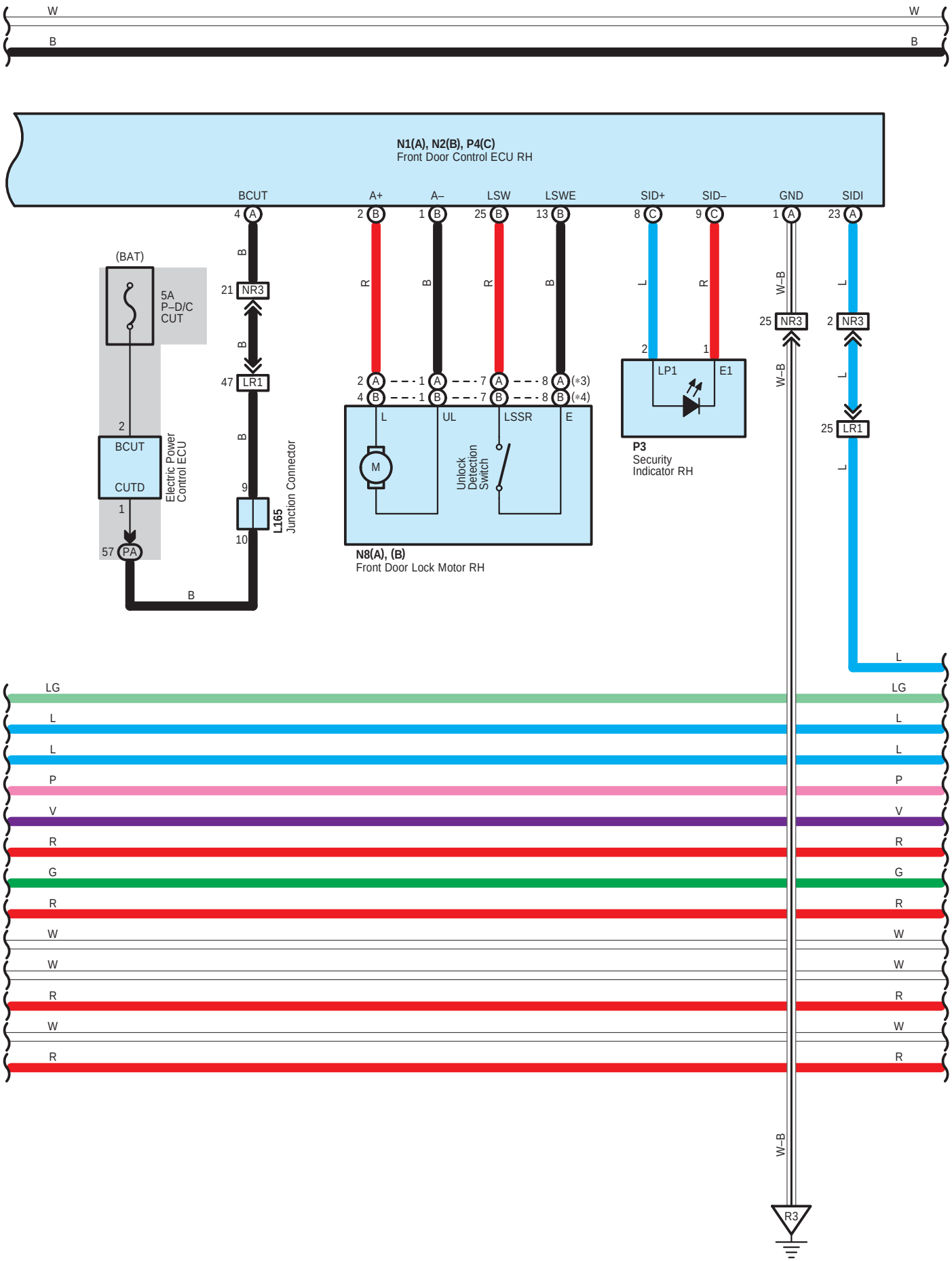
N1(A), N2(B), P4(C)
Front Door Control ECU RH
BCUT
A+
A–
LSW
LSWE
SID+
SID–
GND
SIDI
(BAT)
5A
P–D/C
CUT
NR3
LR1
BCUT
CUTD
Electric Power Control ECU
L165
Junction Connector
N8(A), (B)
Front Door Lock Motor RH
Unlock Detection Switch
LP1
E1
P3
Security Indicator RH
R3

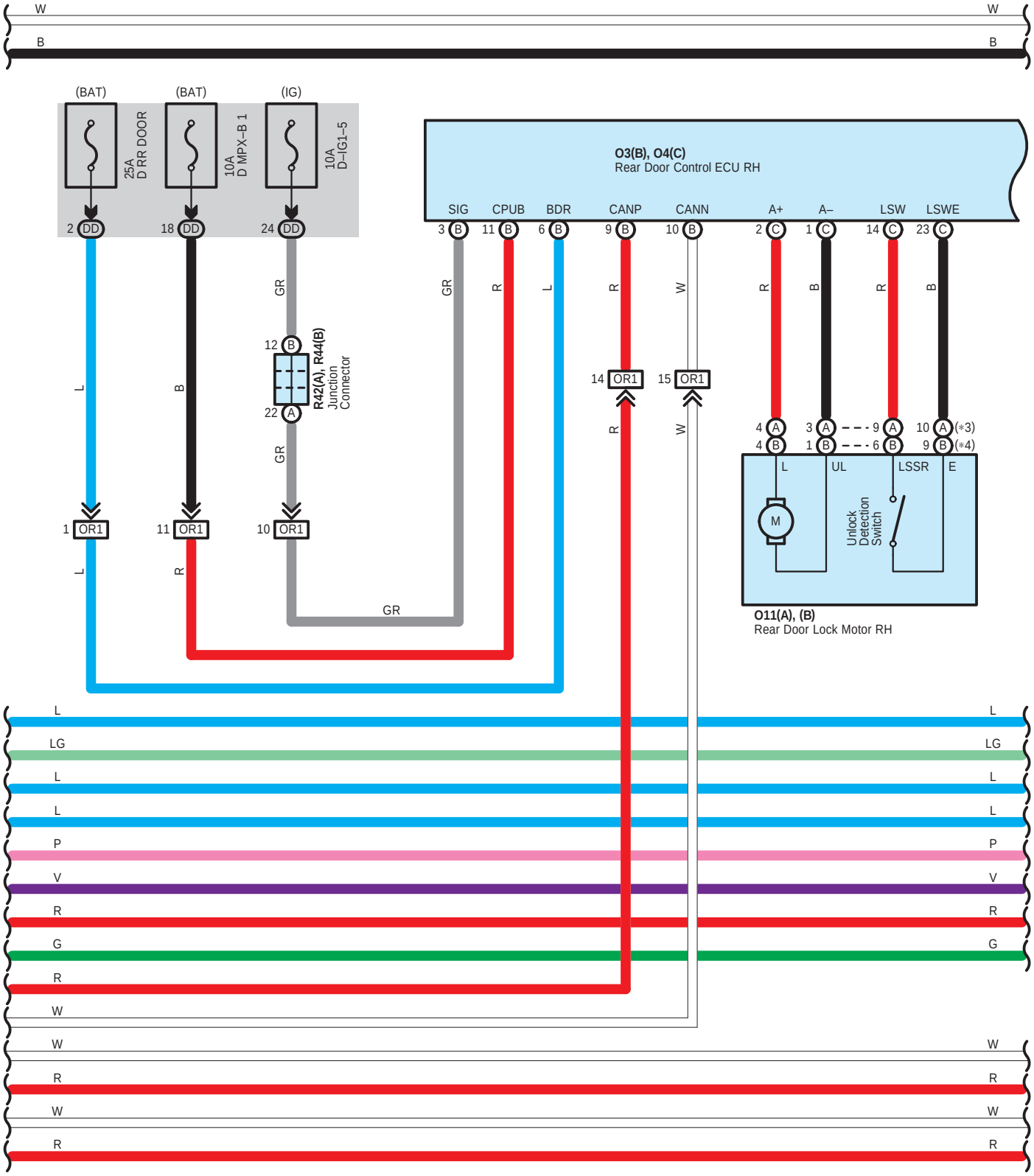

* 3 : w/ Double Locking
* 4 : w/o Double Locking

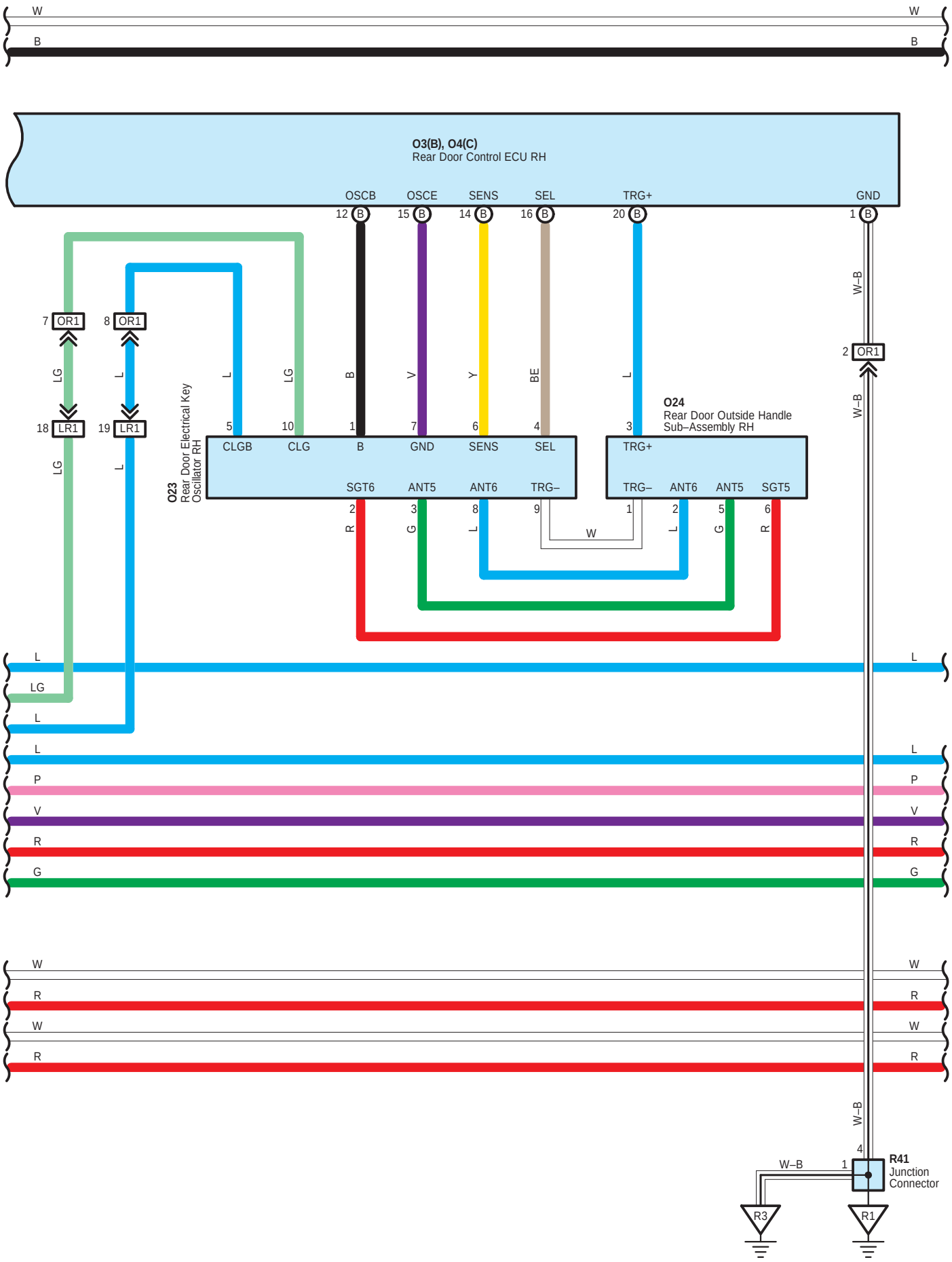
O3(B), O4(C)
Rear Door Control ECU RH
OSCB
OSCE
SENS
SEL
TRG+
GND
12 B
15 B
14 B
16 B
20 B
1 B
7 OR1
8 OR1
18 LR1
19 LR1
2 OR1
O23
Rear Door Electrical Key Oscillator RH
CLGB
CLG
B
GND
SENS
SEL
SGT6
ANT5
ANT6
TRG–
O24
Rear Door Outside Handle Sub–Assembly RH
TRG+
TRG–
ANT6
ANT5
SGT5
W–B
R41
Junction Connector
R3
R1

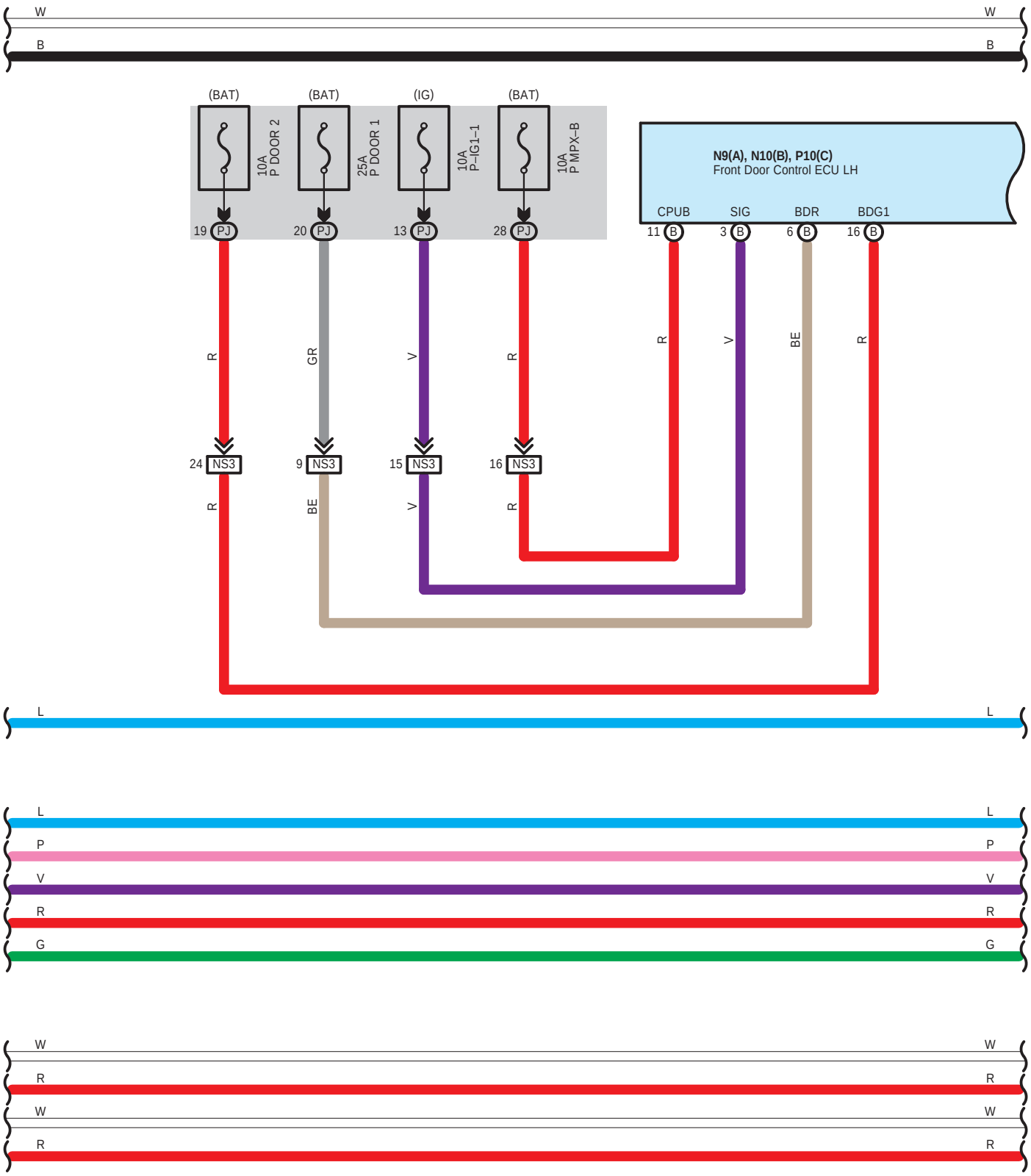
W
B
(BAT)
(BAT)
(IG)
(BAT)
10A
P DOOR 2
25A
P DOOR 1
10A
P–IG1–1
10A
P MPX–B
N9(A), N10(B), P10(C)
Front Door Control ECU LH
CPUB
SIG
BDR
BDG1
19 PJ
20 PJ
13 PJ
28 PJ
11 B
3 B
6 B
16 B
R
GR
V
R
R
V
BE
R
24 NS3
9 NS3
15 NS3
16 NS3
R
BE
V
R
L
L
P
V
R
G

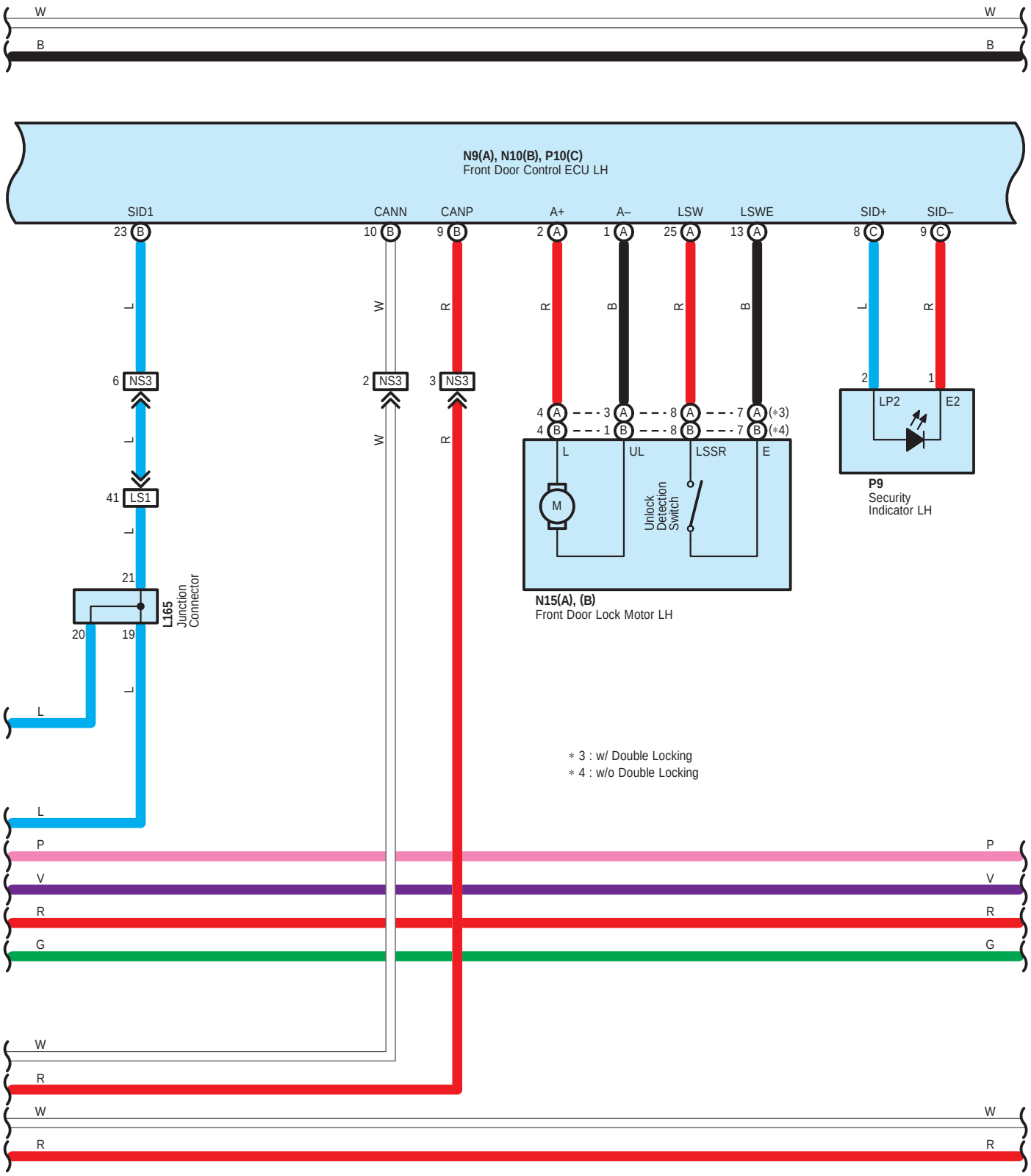
N9(A), N10(B), P10(C)
Front Door Control ECU LH
SID1
CANN
CANP
A+
A–
LSW
LSWE
SID+
SID–
23 B
10 B
9 B
2 A
1 A
25 A
13 A
8 C
9 C
6 NS3
2 NS3
3 NS3
41 LS1
21
20
19
L165
Junction Connector
4 A
3 A
8 A
7 A (*3)
4 B
1 B
8 B
7 B (*4)
L
UL
LSSR
E
M
Unlock Detection Switch
N15(A), (B)
Front Door Lock Motor LH
2
1
LP2
E2
P9
Security Indicator LH
* 3 : w/ Double Locking
* 4 : w/o Double Locking

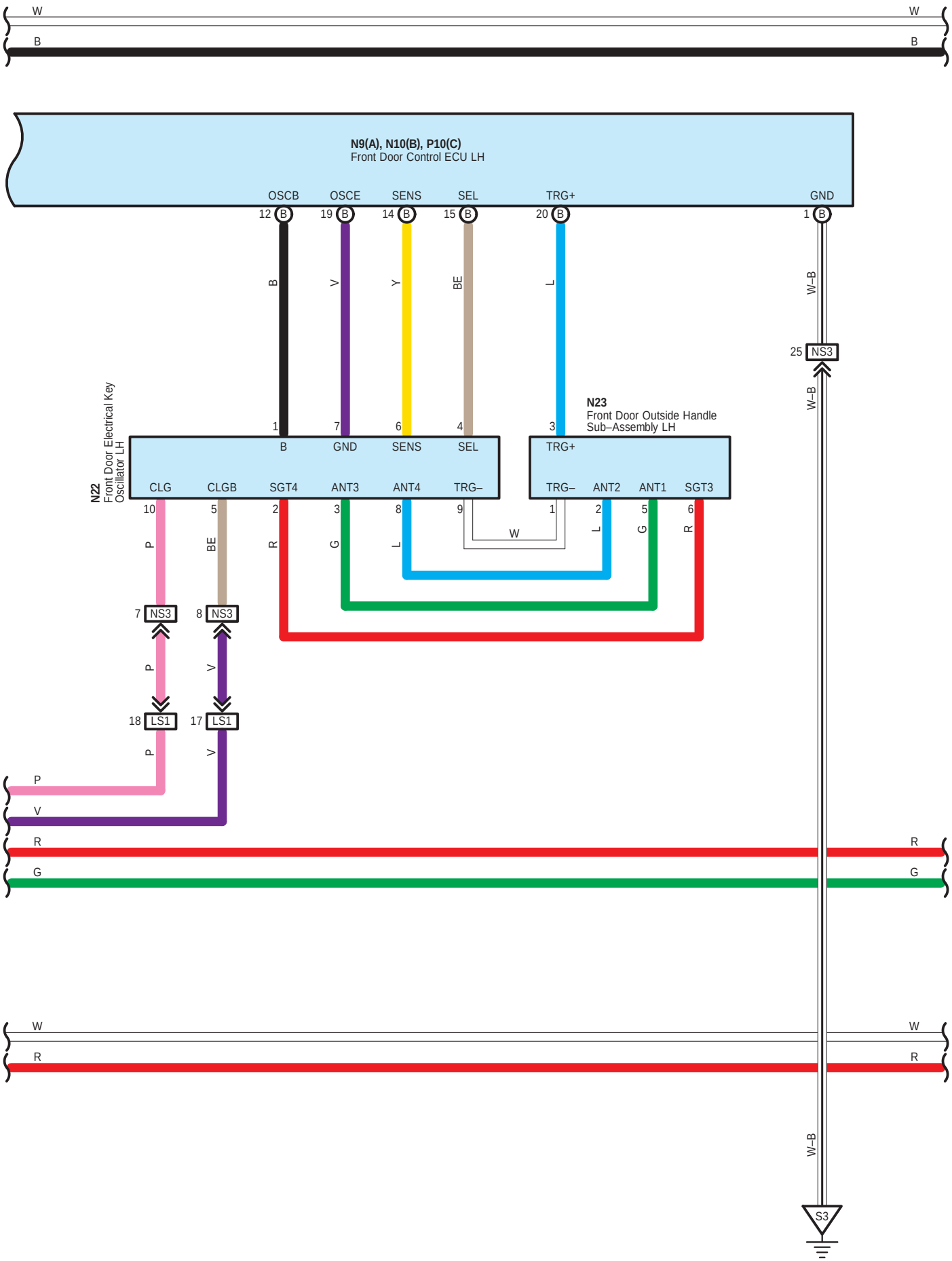
N9(A), N10(B), P10(C)
Front Door Control ECU LH
OSCB
OSCE
SENS
SEL
TRG+
GND
N22
Front Door Electrical Key Oscillator LH
CLG
CLGB
SGT4
ANT3
ANT4
TRG–
N23
Front Door Outside Handle Sub–Assembly LH
ANT2
ANT1
SGT3
NS3
LS1
S3
W–B

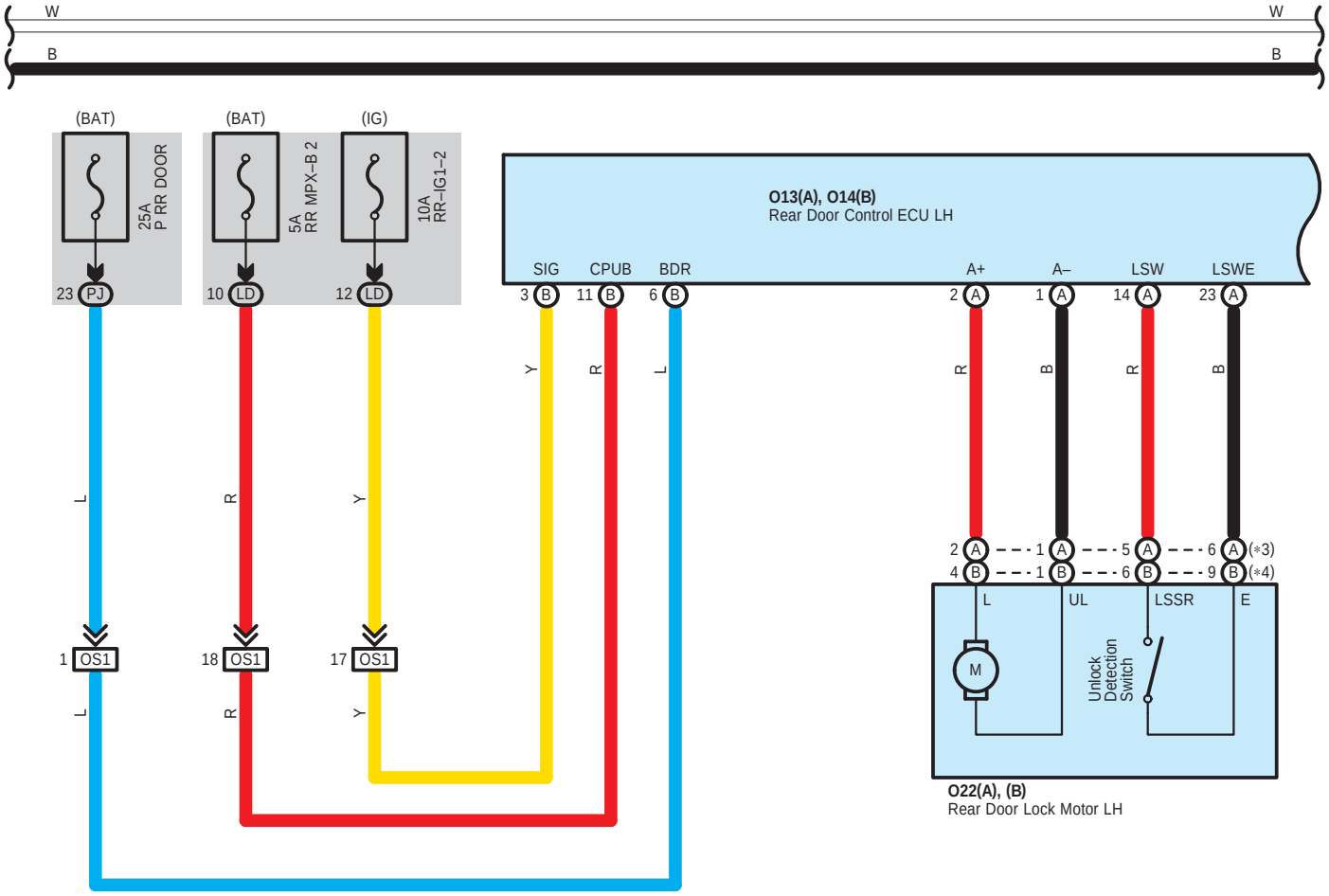

* 3 : w/ Double Locking
* 4 : w/o Double Locking



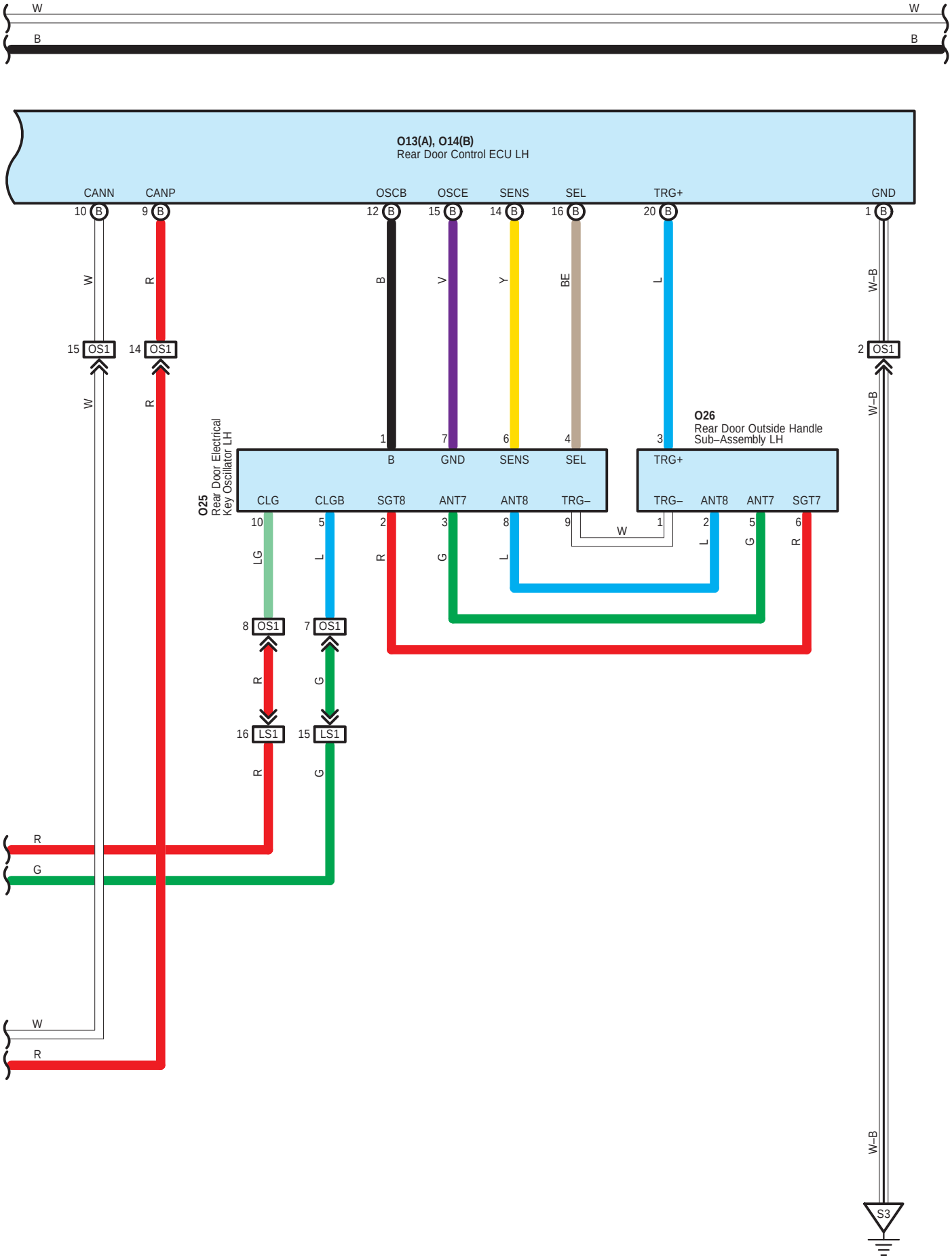
O13(A), O14(B)
Rear Door Control ECU LH
CANN
CANP
OSCB
OSCE
SENS
SEL
TRG+
GND
O25
Rear Door Electrical Key Oscillator LH
CLG
CLGB
SGT8
ANT7
ANT8
TRG–
O26
Rear Door Outside Handle Sub–Assembly LH
TRG–
ANT8
ANT7
SGT7
OS1
LS1
S3

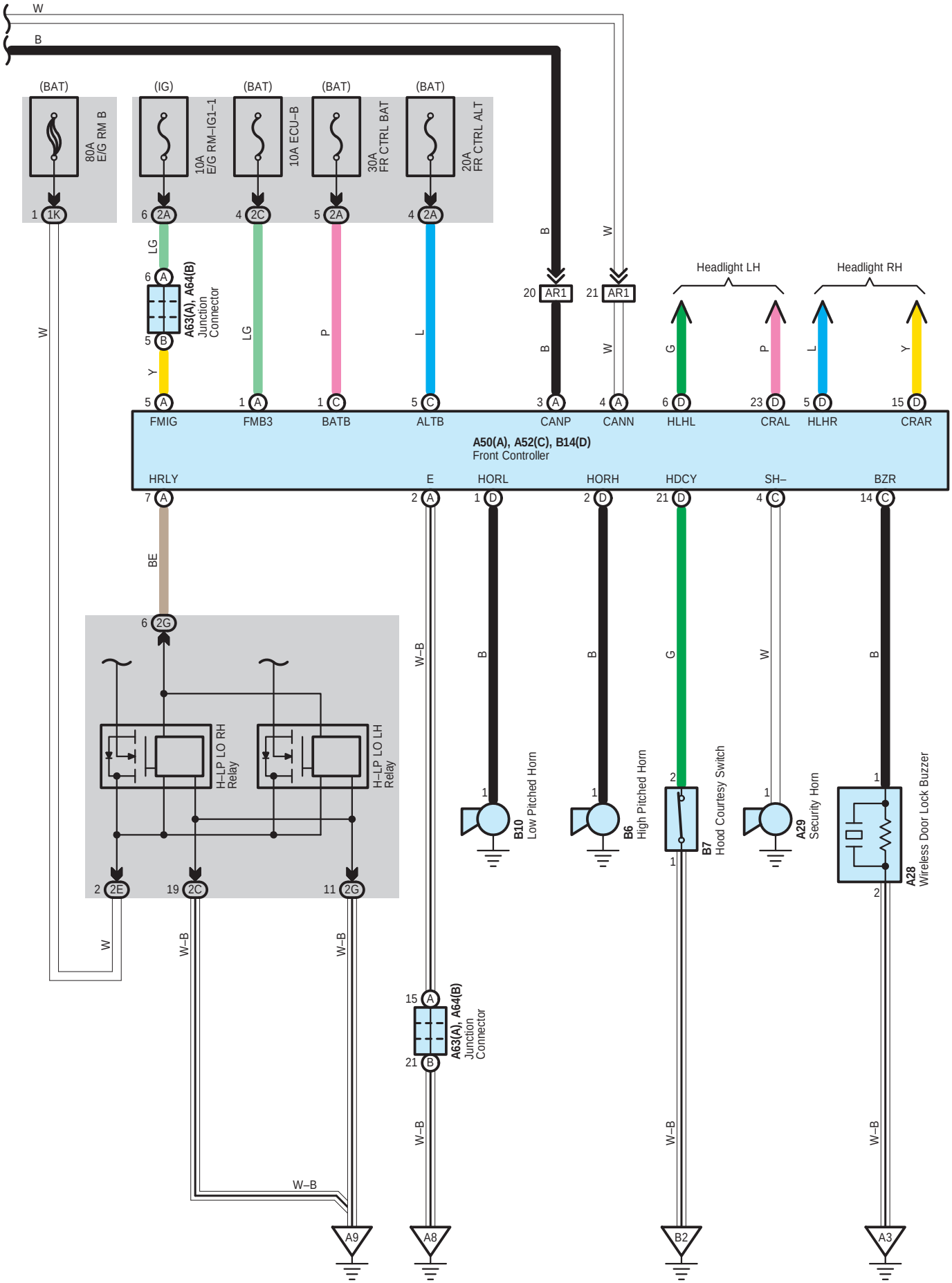
W
B
(BAT)
80A
E/G RM B
(IG)
10A
E/G RM–IG1–1
(BAT)
10A ECU–B
(BAT)
30A
FR CTRL BAT
(BAT)
20A
FR CTRL ALT
A63(A), A64(B)
Junction
Connector
Headlight LH
Headlight RH
FMIG
FMB3
BATB
ALTB
CANP
CANN
HLHL
CRAL
HLHR
CRAR
A50(A), A52(C), B14(D)
Front Controller
HRLY
E
HORL
HORH
HDCY
SH–
BZR
H–LP LO RH
Relay
H–LP LO LH
Relay
B10
Low Pitched Horn
B6
High Pitched Horn
B7
Hood Courtesy Switch
A29
Security Horn
A28
Wireless Door Lock Buzzer
A9
A8
B2
A3

A 13
White

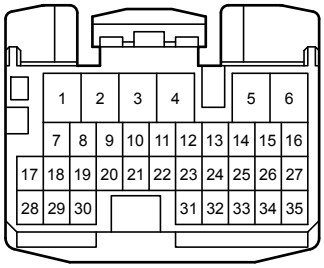

A 14
White

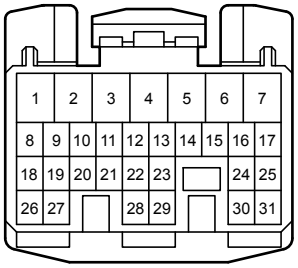

A 19
Black

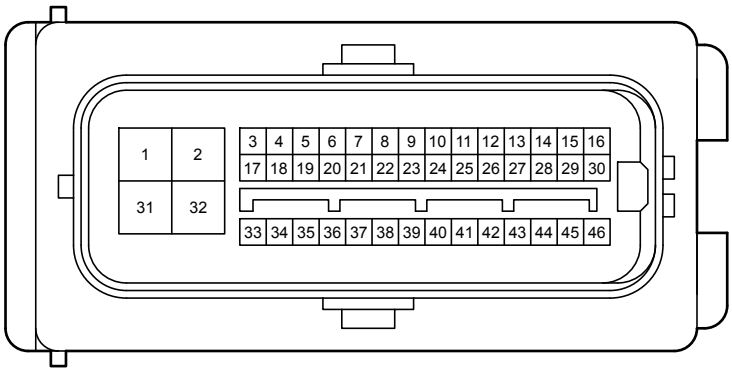

A 21
Gray

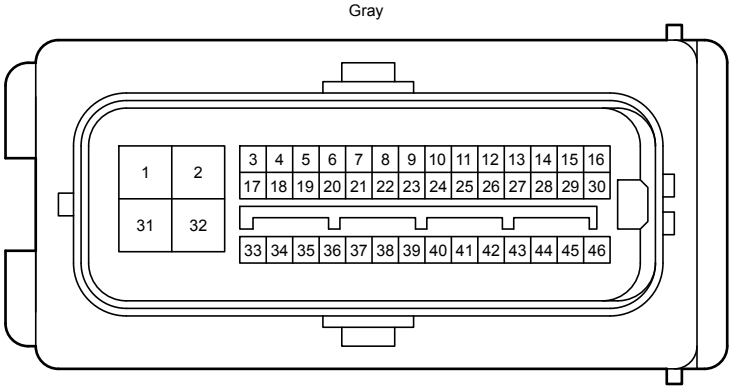

A 28
Black

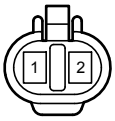

A 29
Black

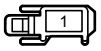

A 50
White

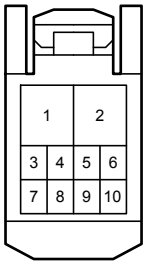

A 52
White

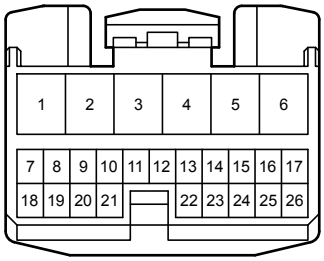

A 61
Black

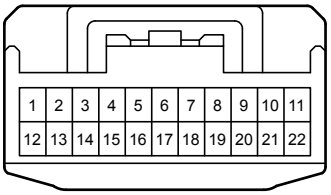

A 62
Blue

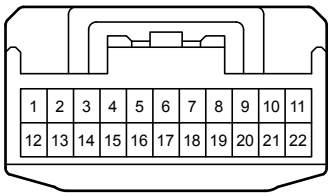

A 63
Black

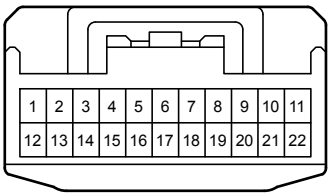

A 64
Black

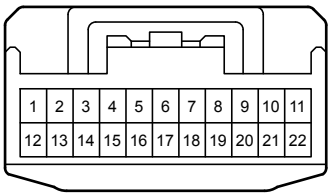

A 67
Black

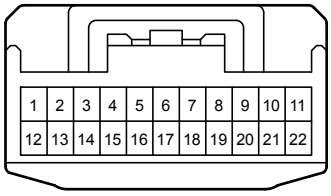

A 68
White

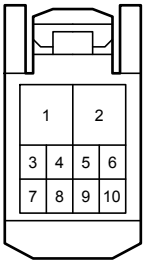

A 69
White

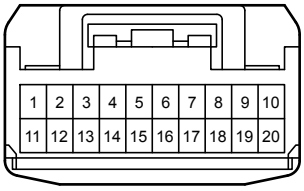

A 79
White

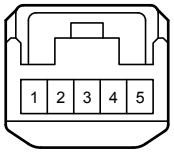

A 82
Gray



B 6
Gray

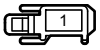

B 7
Black

B 10
Black

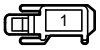

B 14
White

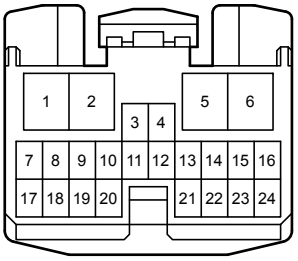

E 1
White

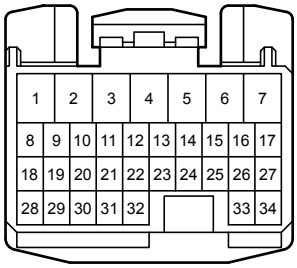

E 3
White

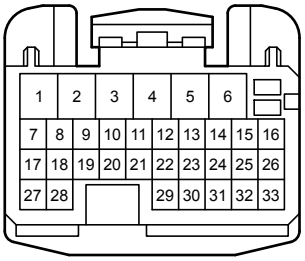

E 25
Black

E 51
Blue



E 52
Black

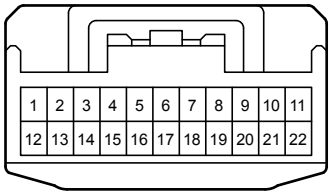

E 53
Black

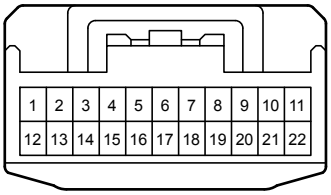

E 54
Black



E 60
Black

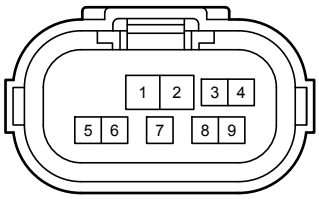

F 1

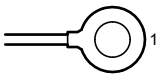

(RHD 4WD, LHD From Sep. 2008 Production)

F 1

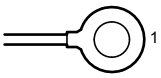

(RHD 2WD, LHD Before Sep. 2008 Production)

L 10
White

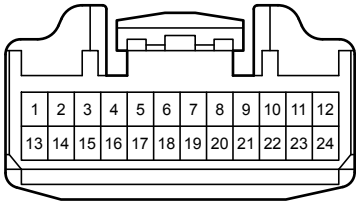

(Before Sep. 2008 Production)

L 10
Black

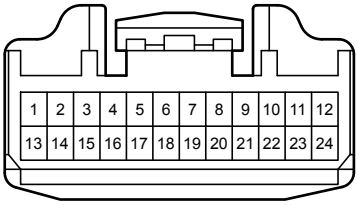

(From Sep. 2008 Production)

L 11
White

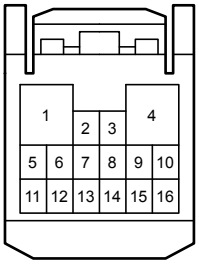

L 12
White

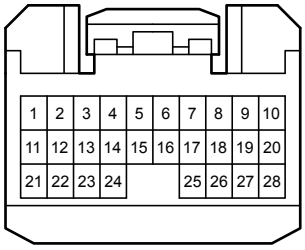

L 13
White

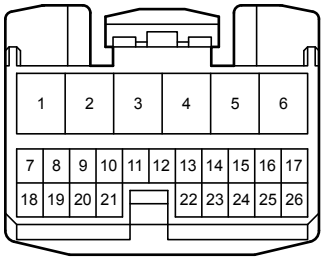

L 15
White

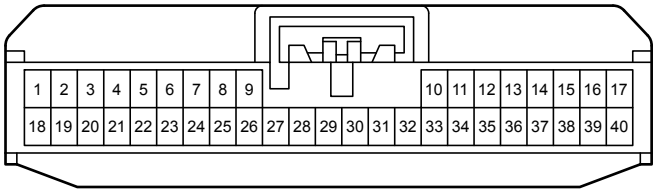

L 16
White

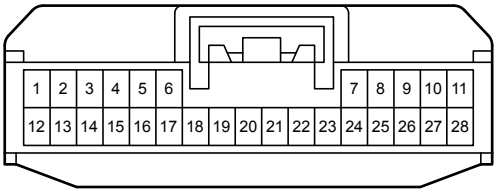

L 32
White

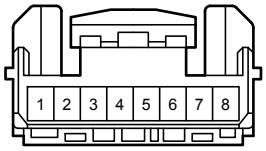

L 33
Black

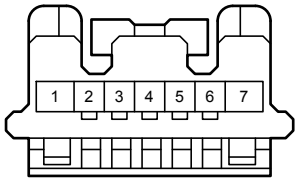

L 36
Black

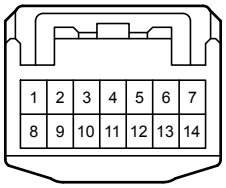

L 74
White

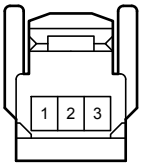

L 95
Gray

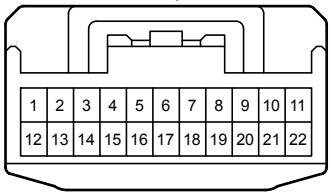

L 98
Gray

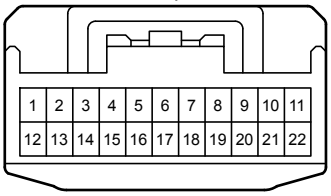

L157
White

L159
Blue

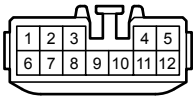

L160
Gray

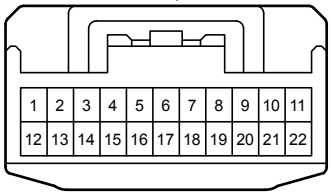

L163
Blue

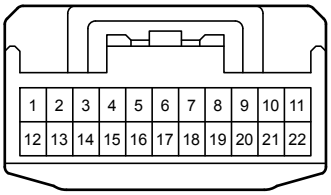

L164
Blue

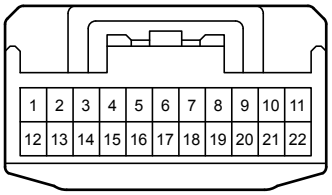

L165
Blue

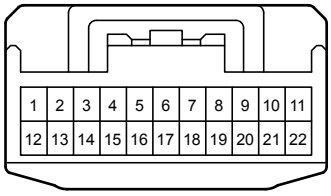

L166
White

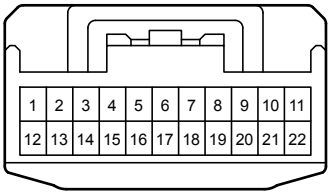

L167
White

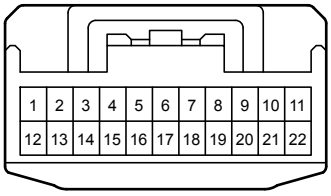

N 1
White

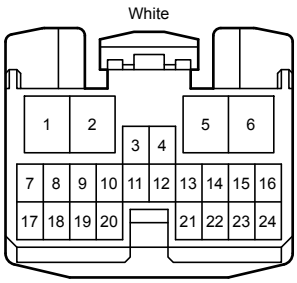

N 2
White

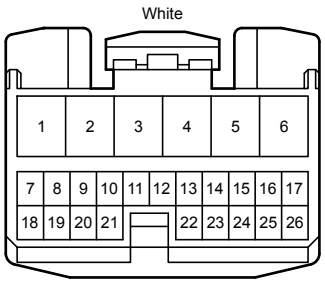

N 8
White

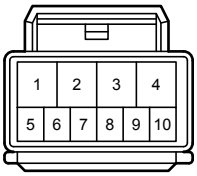

N 9
White

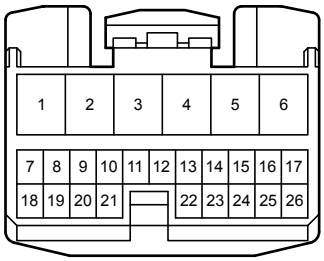

N 10
White

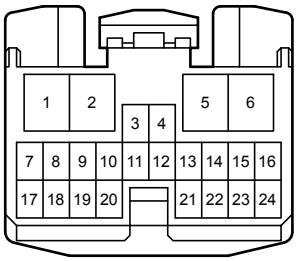

N 15
White

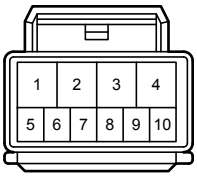

N 20
Black

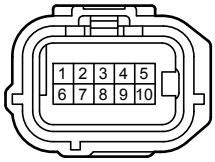

N 21
White

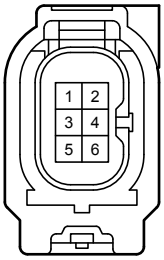

N 22
Black

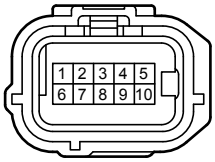

N 23
White

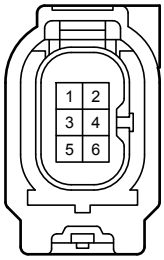

O 3
White

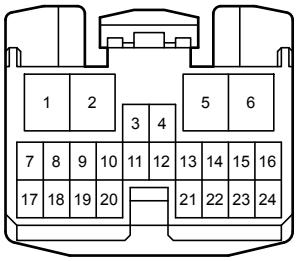

O 4
White

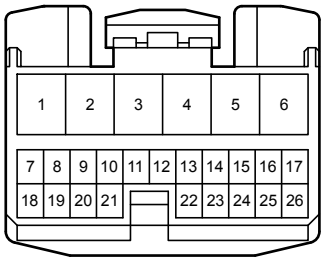

O 11
White

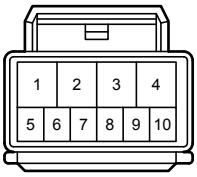

O 13
White

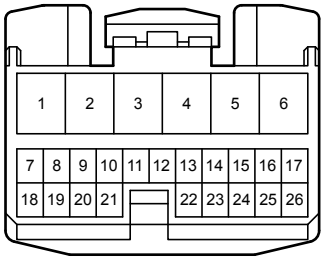

O 14
White

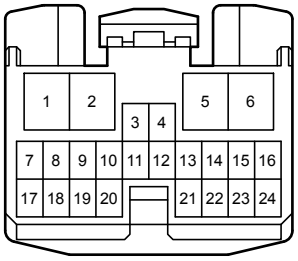

O 22
White

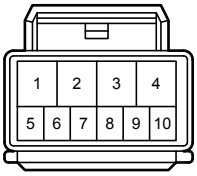

O 23
Black

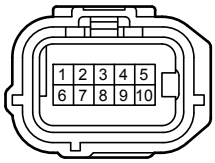

O 24
White

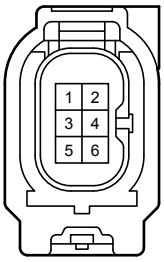

O 25
Black

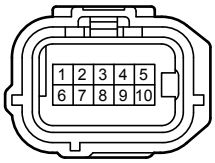

O 26
White

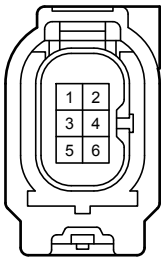

P 3
White



P 4
White

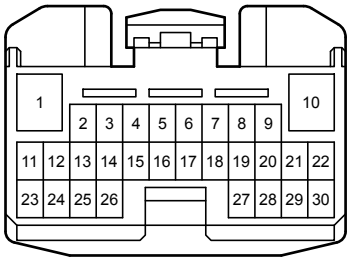

P 9
White

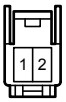

P 10
White

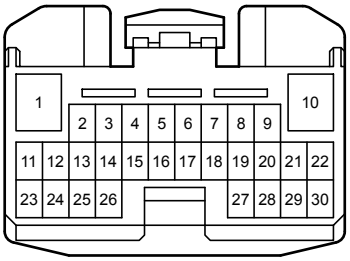

R 6
White

R 12
White

R 37
White

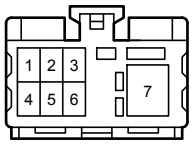

R 40
White

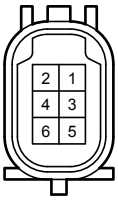

R 41
White

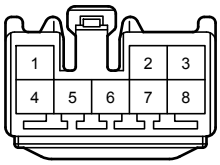

R 42
Black

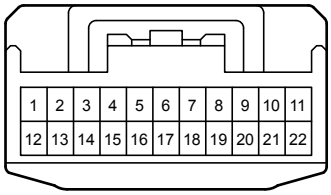

R 43
White

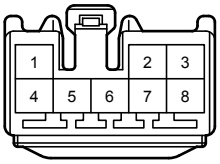

R 44
Black

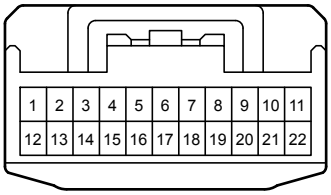

R 48
Black

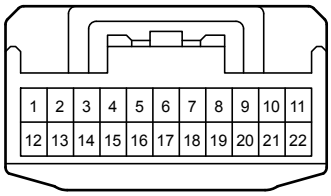

R 65
Dark Gray

R 77
Gray

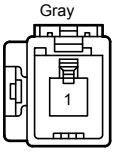

S 6
White

S 10
White

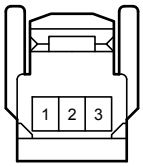

S 14
White

S 36
White

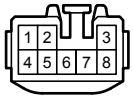

S 43
White

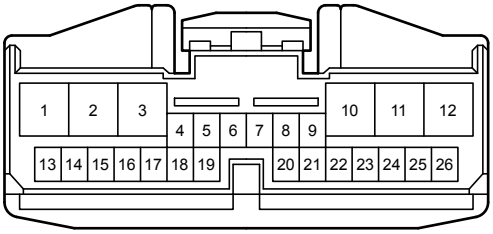

S 44
Blue

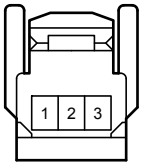

S 54
White

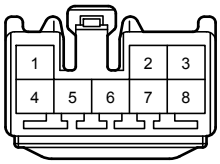

S 55
White

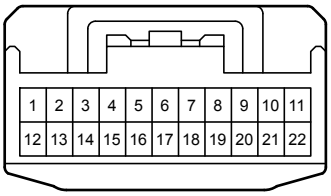

S 57
White

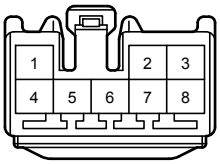

S 59
Black

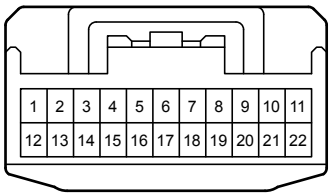

S 62
White

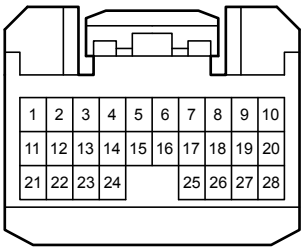

S 63
White

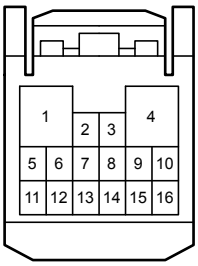

S 64
White

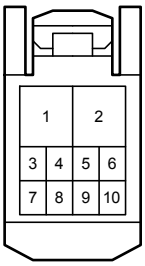

S 85
Blue

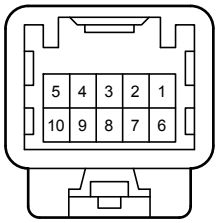

S 92
Gray

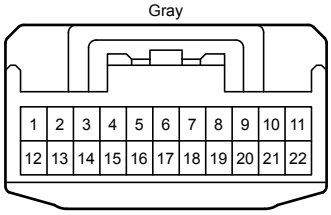

X 4
White

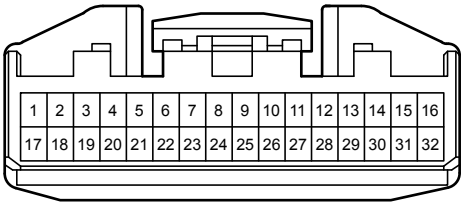

X 6
White

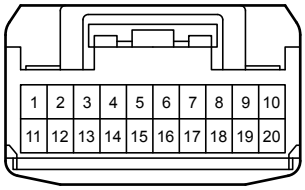

X 19
Black

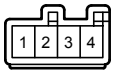

X 21
Black

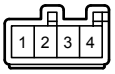

X 24
Blue

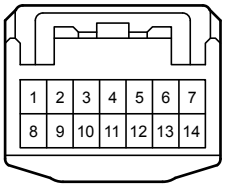

z 22
Black



1G

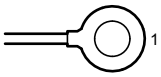

1H

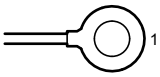

1J

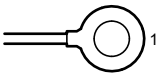

1K

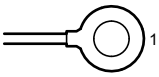

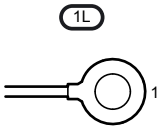
1L
1

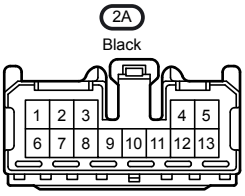
2A
Black
1 2 3 4 5
6 7 8 9 10 11 12 13

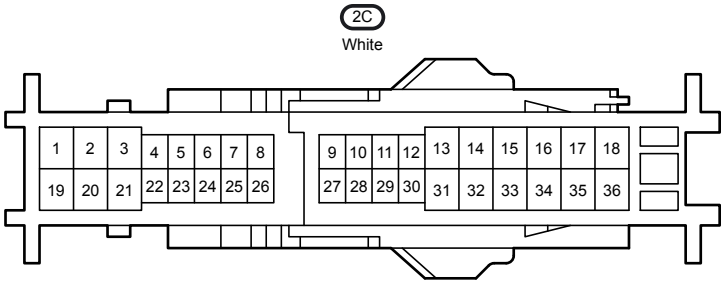
2C
White
1 2 3 4 5 6 7 8 9 10 11 12 13 14 15 16 17 18
19 20 21 22 23 24 25 26 27 28 29 30 31 32 33 34 35 36

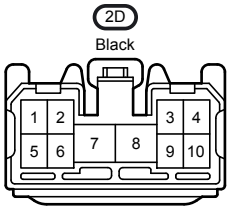
2D
Black
1 2 3 4
5 6 7 8 9 10

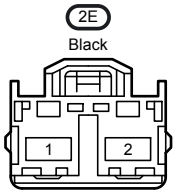
2E
Black
1 2

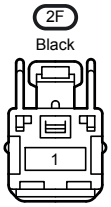
2F
Black
1

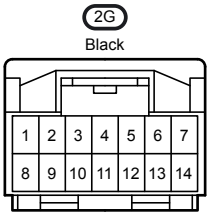
2G
Black
1 2 3 4 5 6 7
8 9 10 11 12 13 14

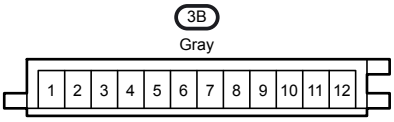
3B
Gray
1 2 3 4 5 6 7 8 9 10 11 12

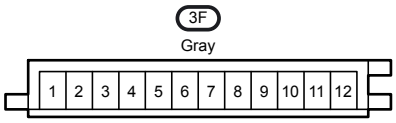
3F
Gray
1 2 3 4 5 6 7 8 9 10 11 12

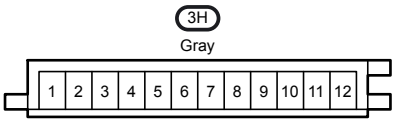
3H
Gray
1 2 3 4 5 6 7 8 9 10 11 12

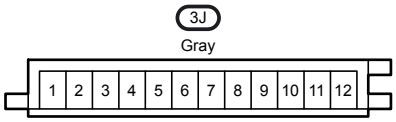
3J
Gray
1 2 3 4 5 6 7 8 9 10 11 12

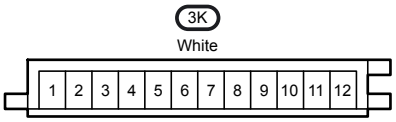
3K
White
1 2 3 4 5 6 7 8 9 10 11 12

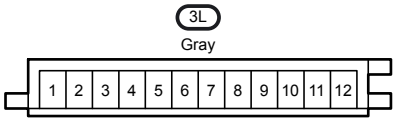
3L
Gray
1 2 3 4 5 6 7 8 9 10 11 12

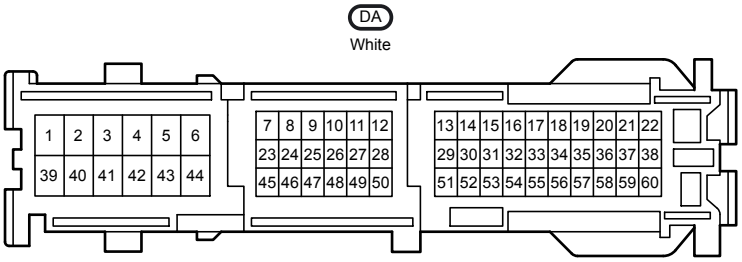
DA
White
1 2 3 4 5 6
39 40 41 42 43 44
7 8 9 10 11 12
23 24 25 26 27 28
45 46 47 48 49 50
13 14 15 16 17 18 19 20 21 22
29 30 31 32 33 34 35 36 37 38
51 52 53 54 55 56 57 58 59 60

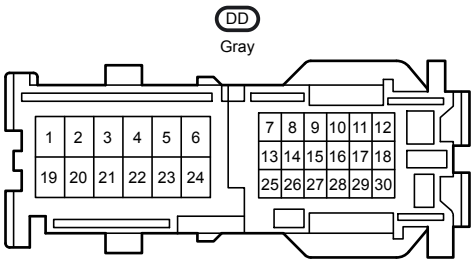
DD
Gray
1 2 3 4 5 6
19 20 21 22 23 24
7 8 9 10 11 12
13 14 15 16 17 18
25 26 27 28 29 30

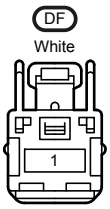
DF
White
1

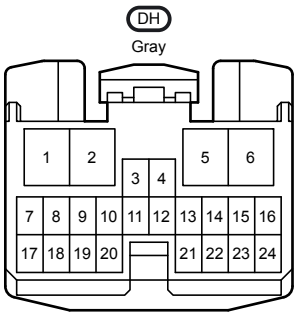
DH
Gray
1 2 3 4 5 6
7 8 9 10 11 12 13 14 15 16
17 18 19 20 21 22 23 24

LA
White

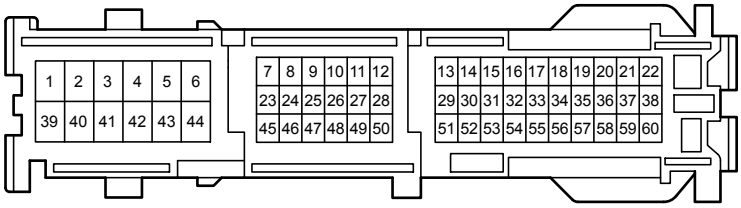

LD
Gray

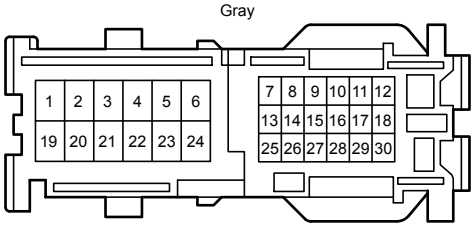

PA
White

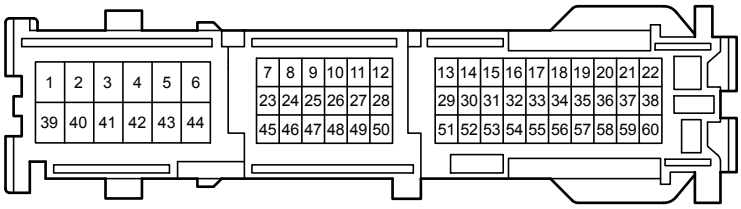

PJ
Gray

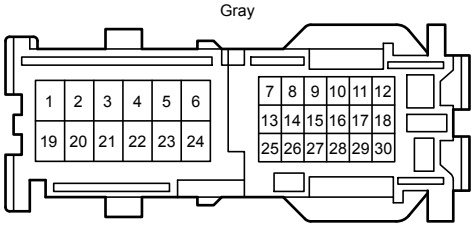

PK
Gray

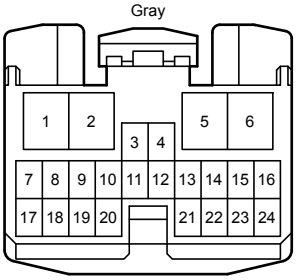

PL
White

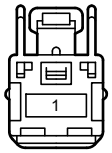

AR1
White

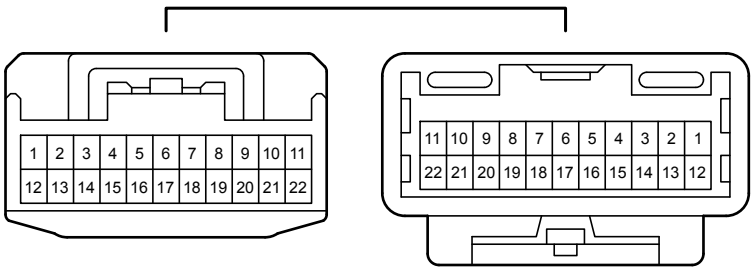

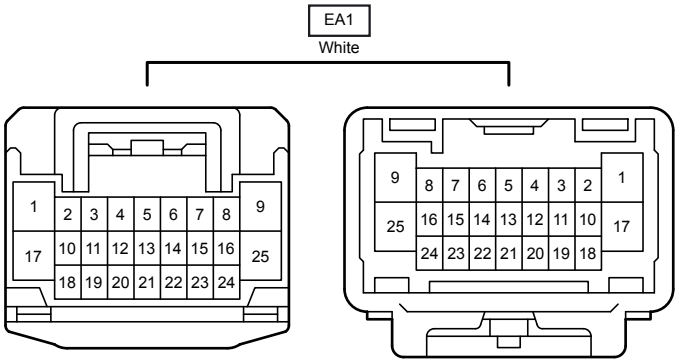
EA1
White

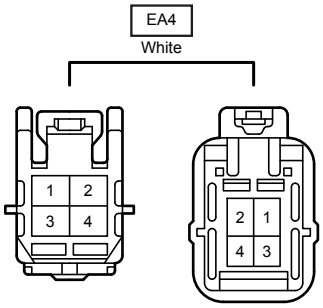
EA4
White

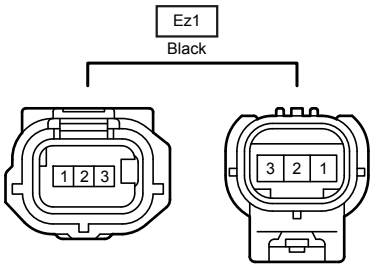
Ez1
Black

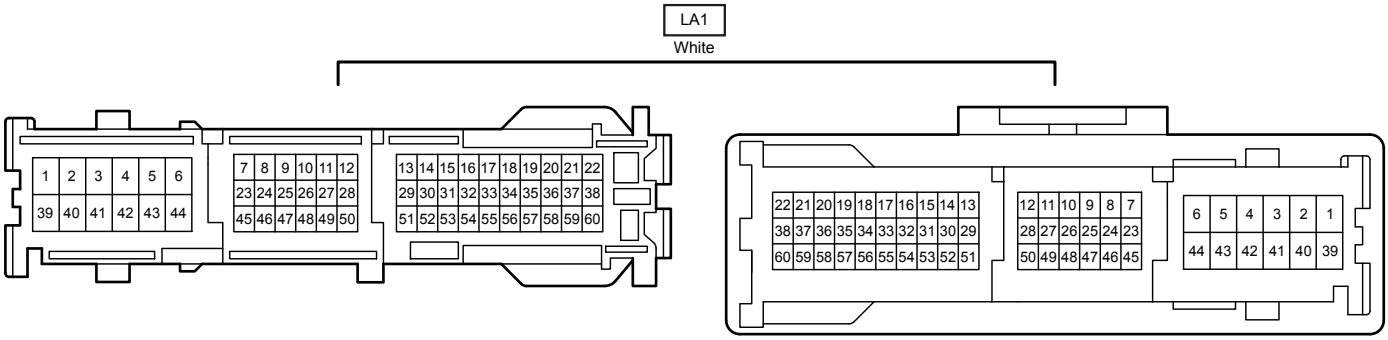
LA1
White

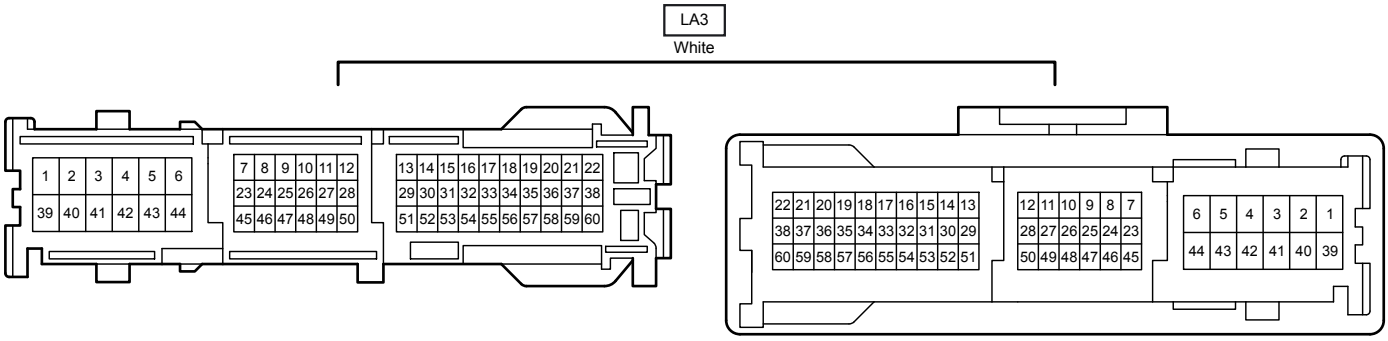
LA3
White

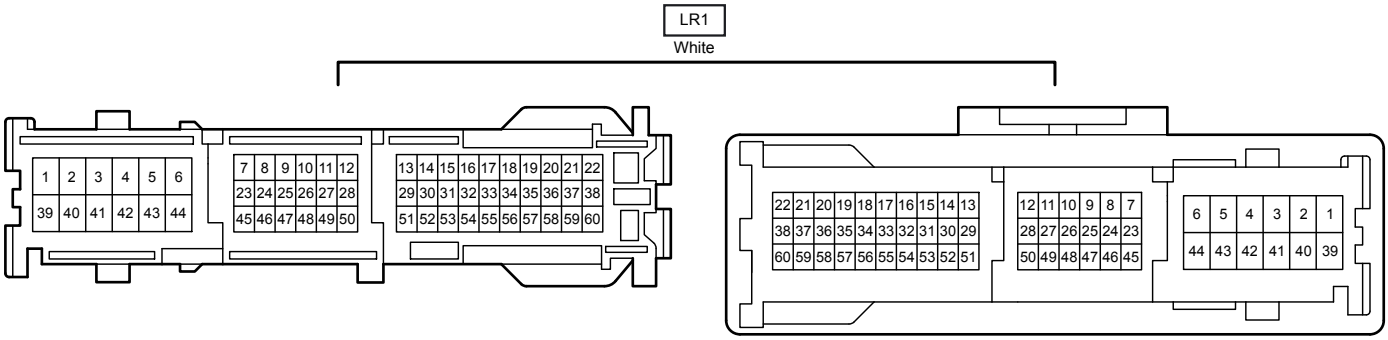
LR1
White

LS1
White

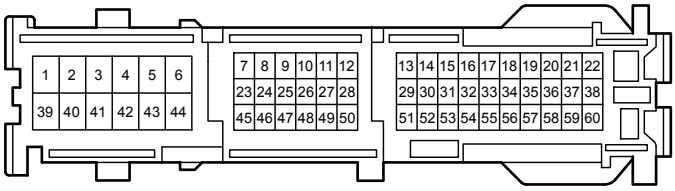

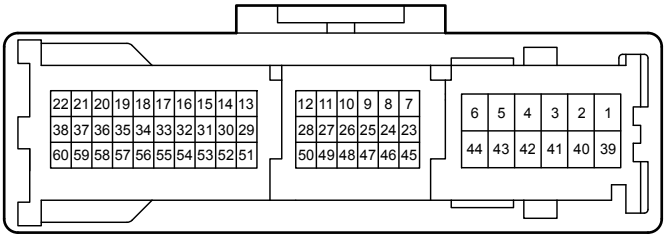

LX1
White

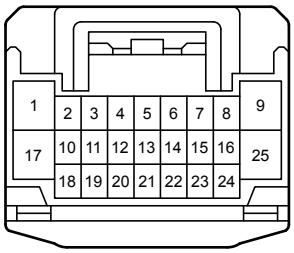

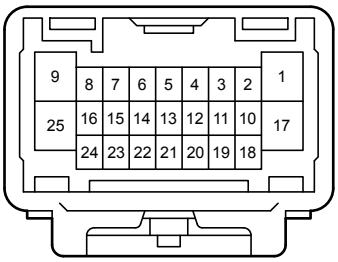

LX2
White

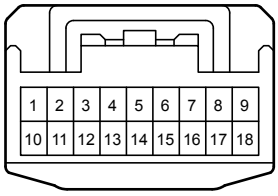

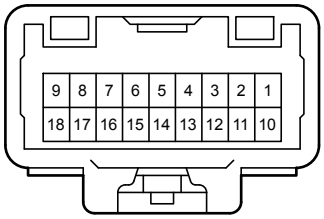

NR3
White

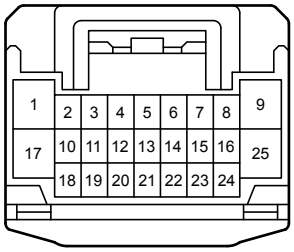

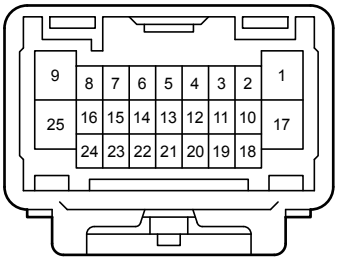

NS3
White

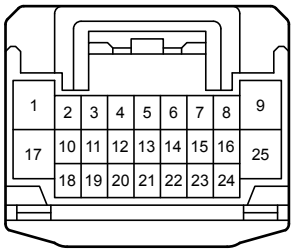

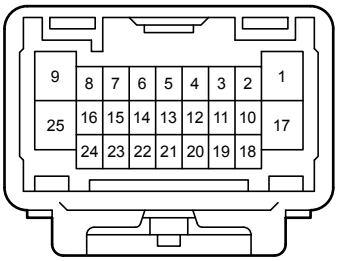

OR1
White

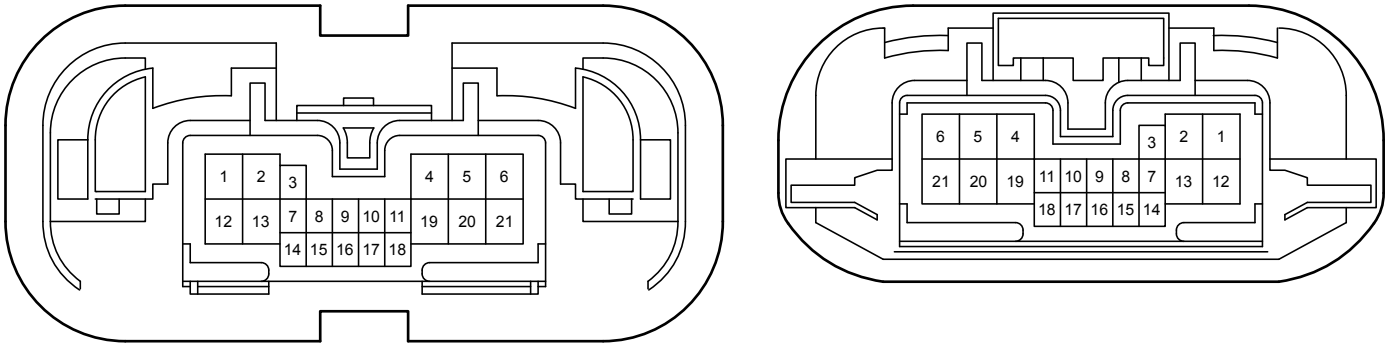

OS1
White

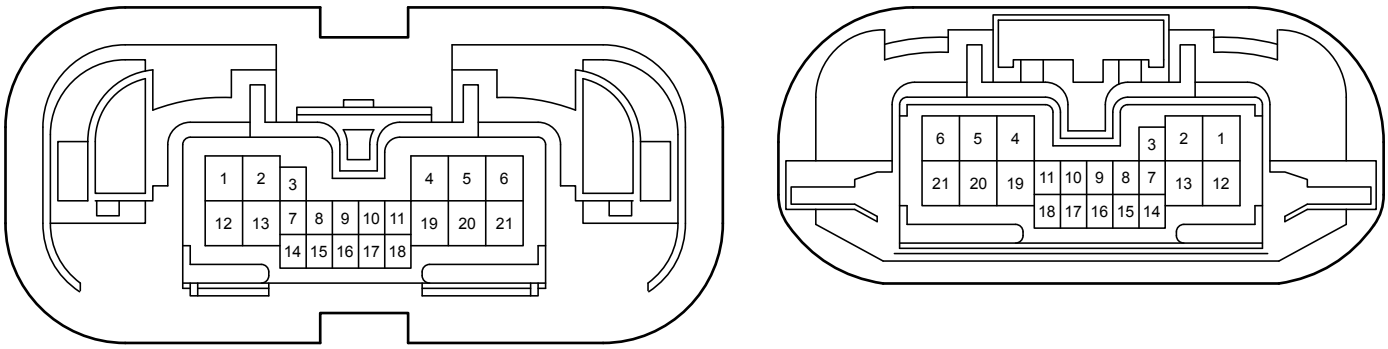

RL2
White

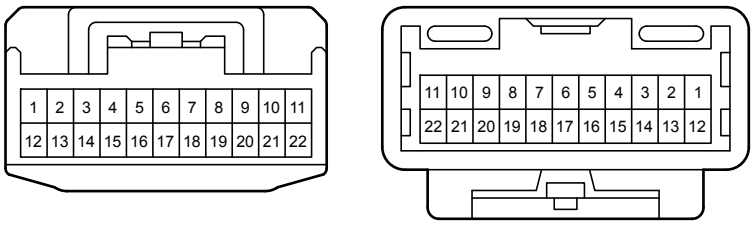
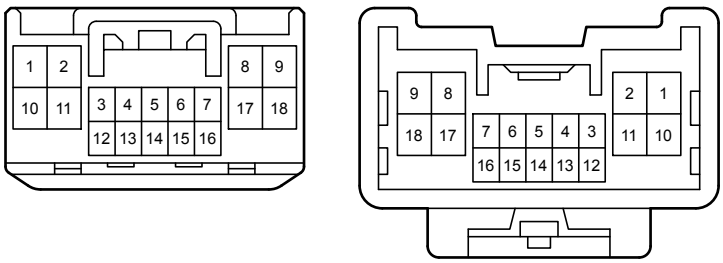
RS2
White