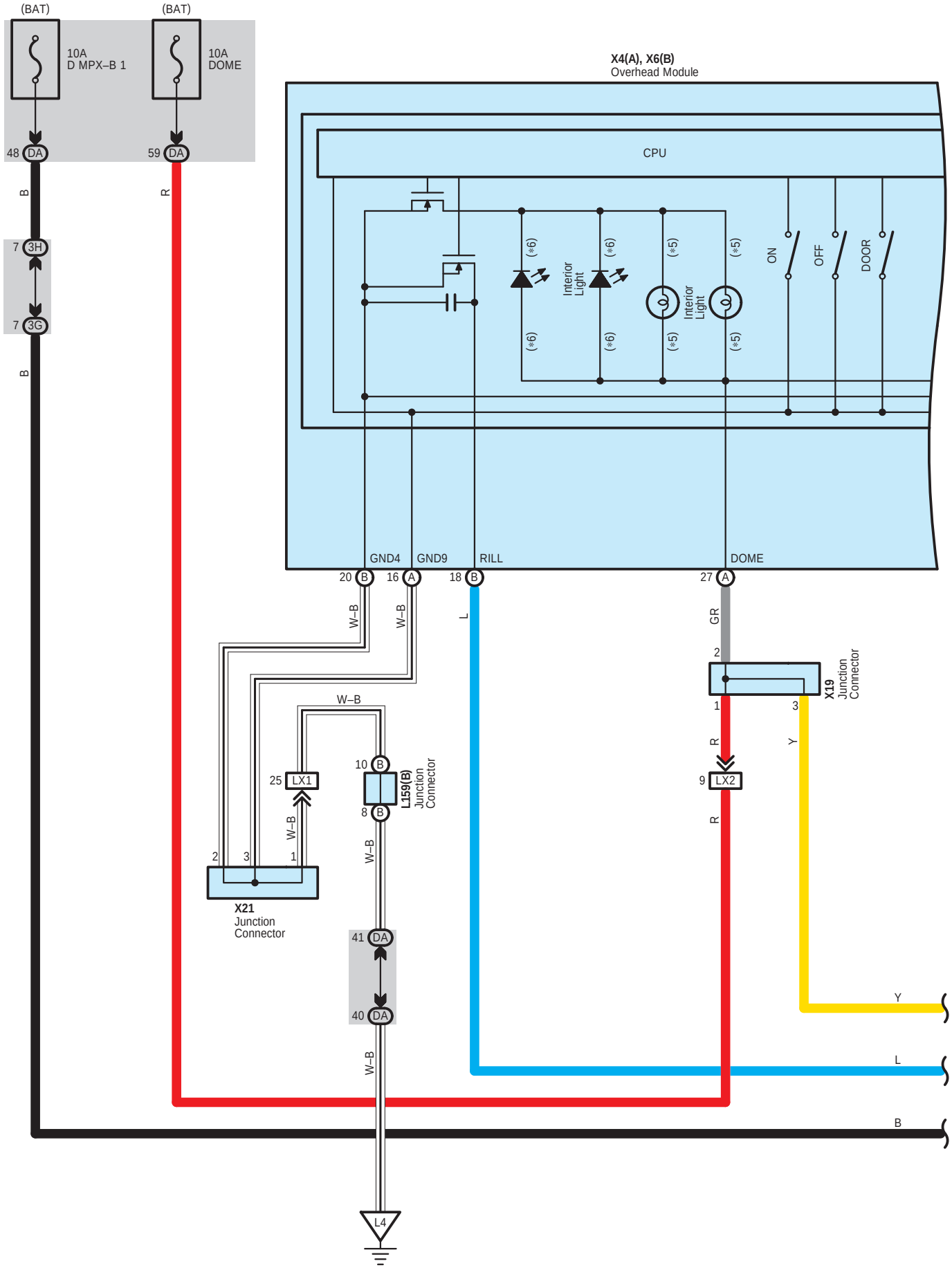
(BAT)
(BAT)
10A
D MPX–B 1
10A
DOME
48 DA
59 DA
B
R
7 3H
7 3G
B
X4(A), X6(B)
Overhead Module
CPU
(*6)
Interior
Light
(*5)
ON
OFF
DOOR
GND4
GND9
RILL
DOME
20 B
16 A
18 B
27 A
W–B
L
GR
2
X19
Junction
Connector
1
3
R
Y
9 LX2
25 LX1
10 B
8 B
L159(B)
Junction
Connector
2
3
1
X21
Junction
Connector
41 DA
40 DA
L4
Y
L
B

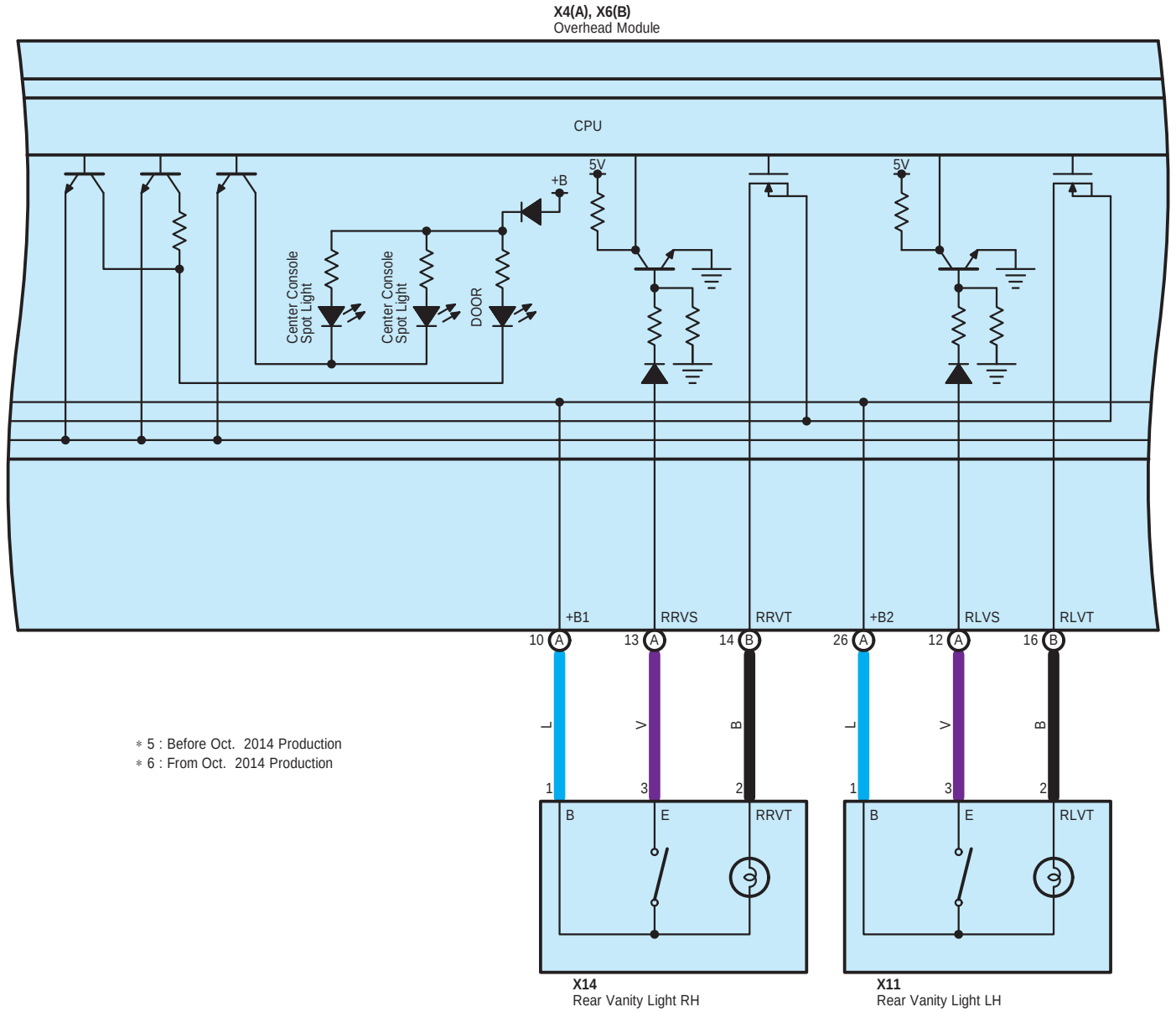

＊5 : Before Oct. 2014 Production
＊6 : From Oct. 2014 Production

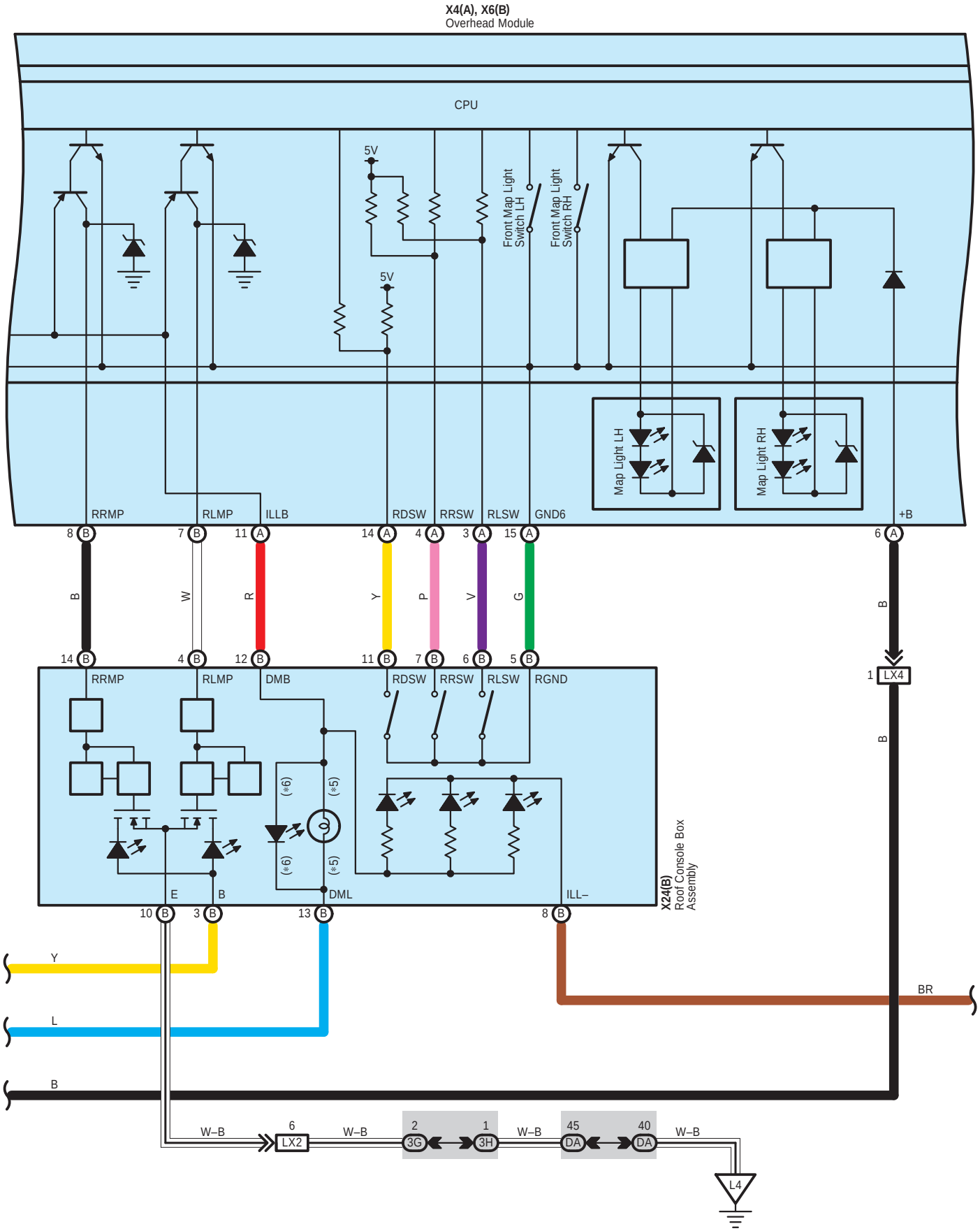
X4(A), X6(B)
Overhead Module
CPU
5V
5V
Front Map Light Switch LH
Front Map Light Switch RH
Map Light LH
Map Light RH
RRMP
RLMP
ILLB
RDSW
RRSW
RLSW
GND6
+B
8 B
7 B
11 A
14 A
4 A
3 A
15 A
6 A
B
W
R
Y
P
V
G
B
14 B
4 B
12 B
11 B
7 B
6 B
5 B
1 LX4
RRMP
RLMP
DMB
RDSW
RRSW
RLSW
RGND
(*6)
(*5)
(*6)
(*5)
E
B
DML
ILL–
10 B
3 B
13 B
8 B
X24(B)
Roof Console Box Assembly
Y
L
B
BR
W–B
6
LX2
W–B
2
3G
1
3H
W–B
45
DA
40
DA
W–B
L4

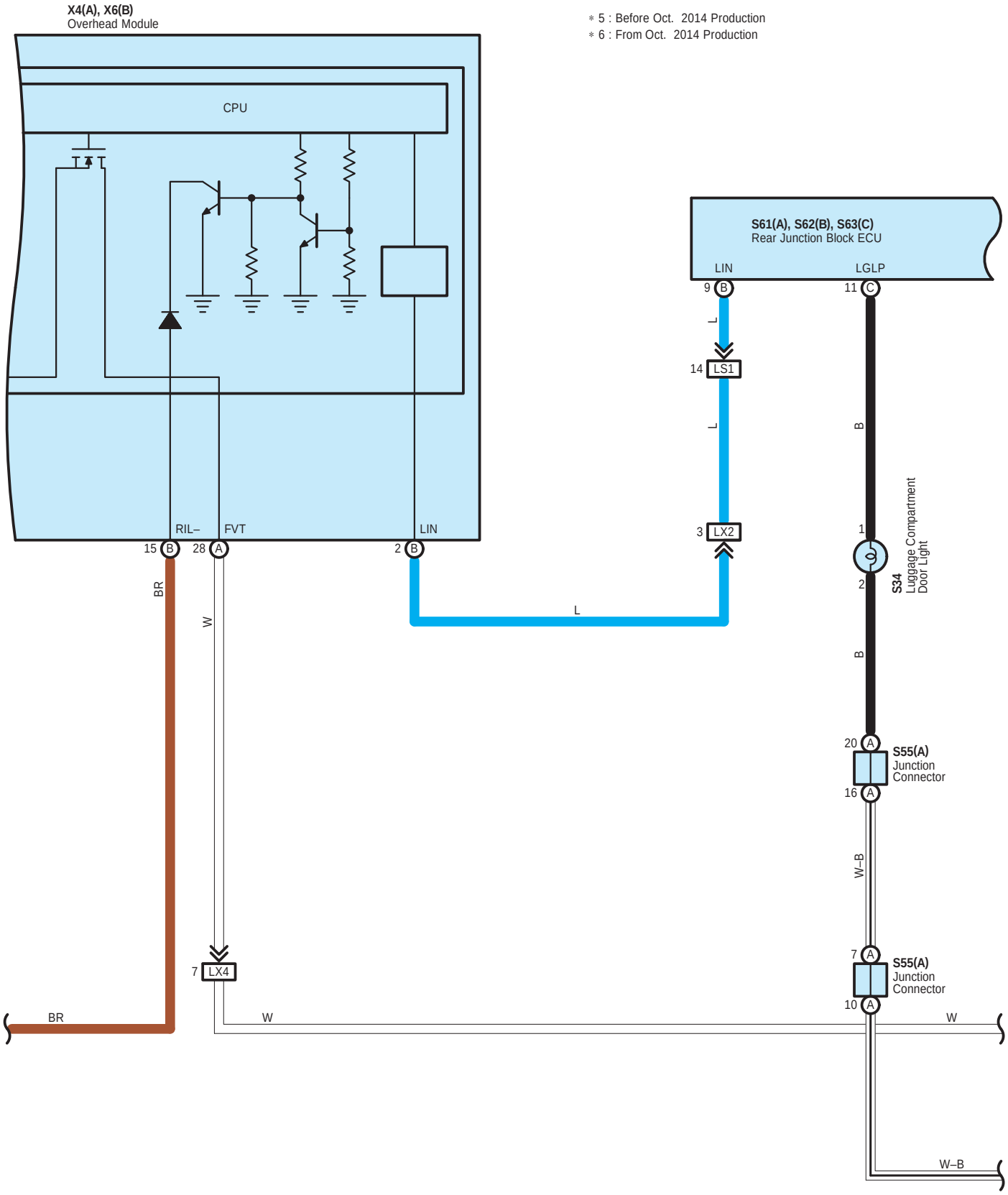

∗ 5 : Before Oct. 2014 Production
∗ 6 : From Oct. 2014 Production

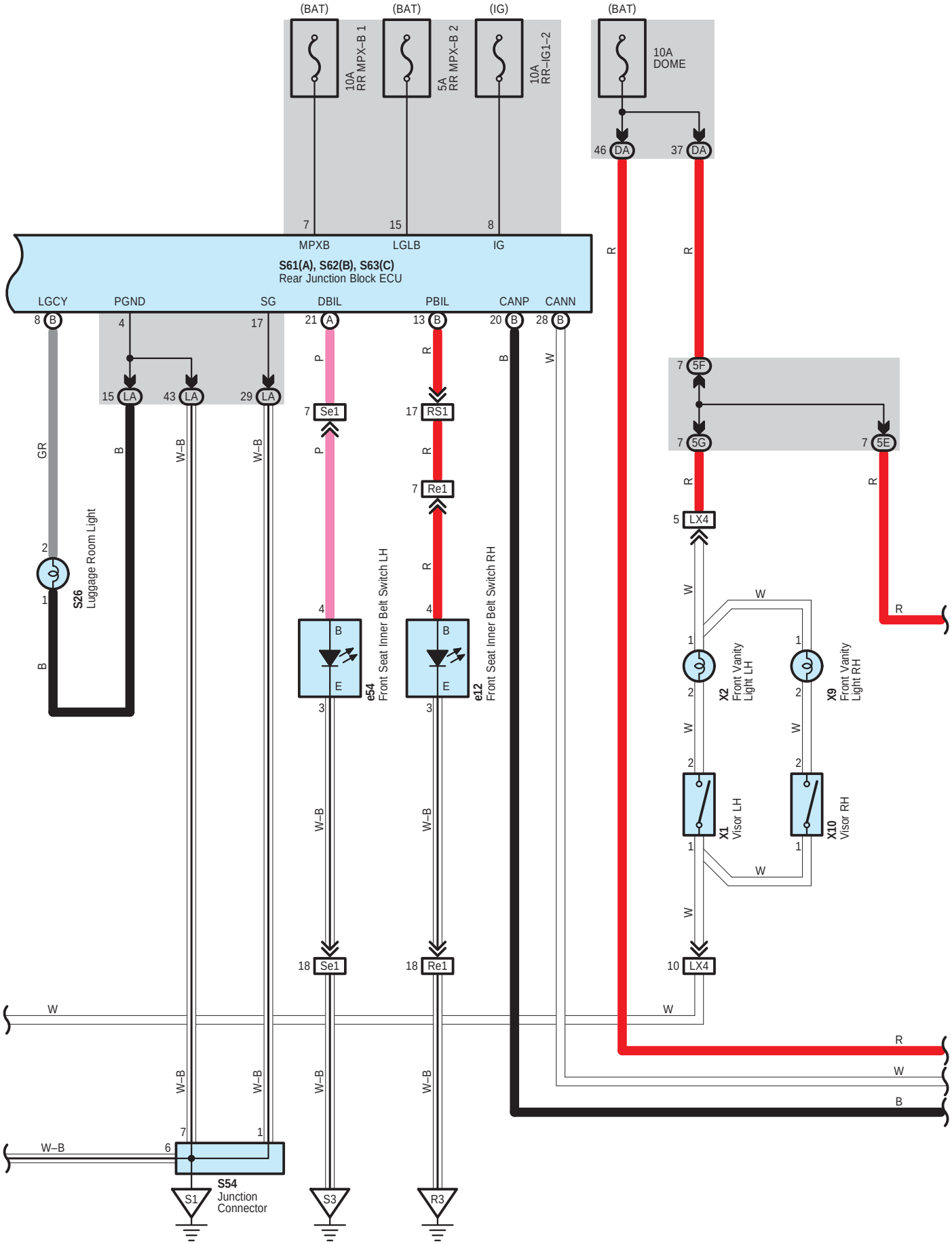
(BAT)
(BAT)
(IG)
(BAT)
10A RR MPX–B 1
5A RR MPX–B 2
10A RR–IG1–2
10A DOME
46 DA
37 DA
7
15
8
MPXB
LGLB
IG
S61(A), S62(B), S63(C)
Rear Junction Block ECU
LGCY
PGND
SG
DBIL
PBIL
CANP
CANN
8 B
4
17
21 A
13 B
20 B
28 B
15 LA
43 LA
29 LA
7 Se1
17 RS1
7 Re1
7 5F
7 5G
7 5E
5 LX4
10 LX4
18 Se1
18 Re1
S26
Luggage Room Light
e54
Front Seat Inner Belt Switch LH
e12
Front Seat Inner Belt Switch RH
X2
Front Vanity Light LH
X9
Front Vanity Light RH
X1
Visor LH
X10
Visor RH
S54
Junction Connector
S1
S3
R3
GR
B
W–B
P
R
W

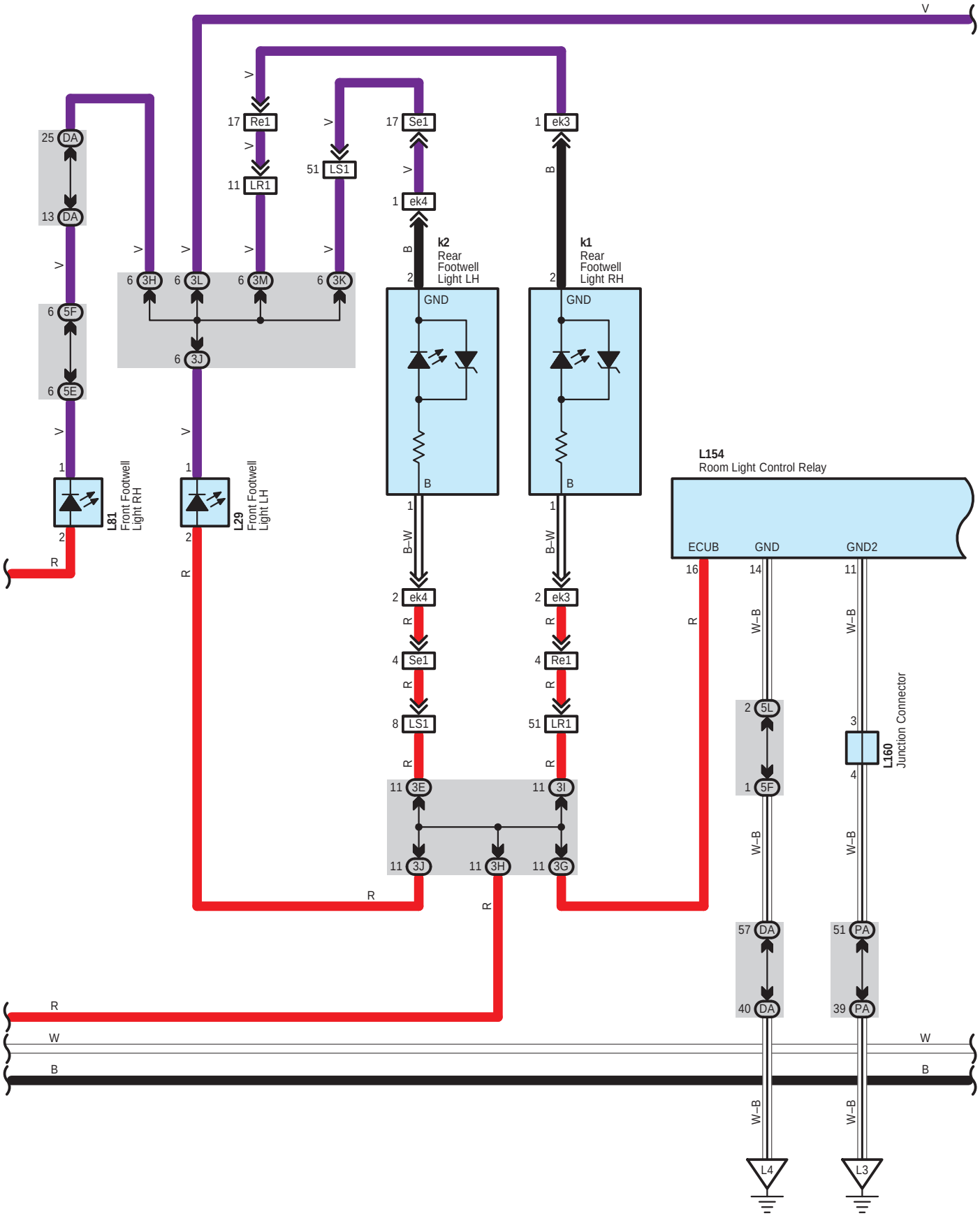
V
25 DA
13 DA
6 5F
6 5E
1
2
L81
Front Footwell Light RH
R
17 Re1
11 LR1
51 LS1
17 Se1
1 ek4
1 ek3
B
k2
Rear Footwell Light LH
k1
Rear Footwell Light RH
GND
6 3H
6 3L
6 3M
6 3K
6 3J
L29
Front Footwell Light LH
B–W
2 ek4
4 Se1
8 LS1
11 3E
11 3J
11 3H
11 3G
2 ek3
4 Re1
51 LR1
11 3I
L154
Room Light Control Relay
ECUB
GND
GND2
16
14
11
W–B
2 5L
1 5F
3
4
L160
Junction Connector
57 DA
40 DA
51 PA
39 PA
W
B
L4
L3

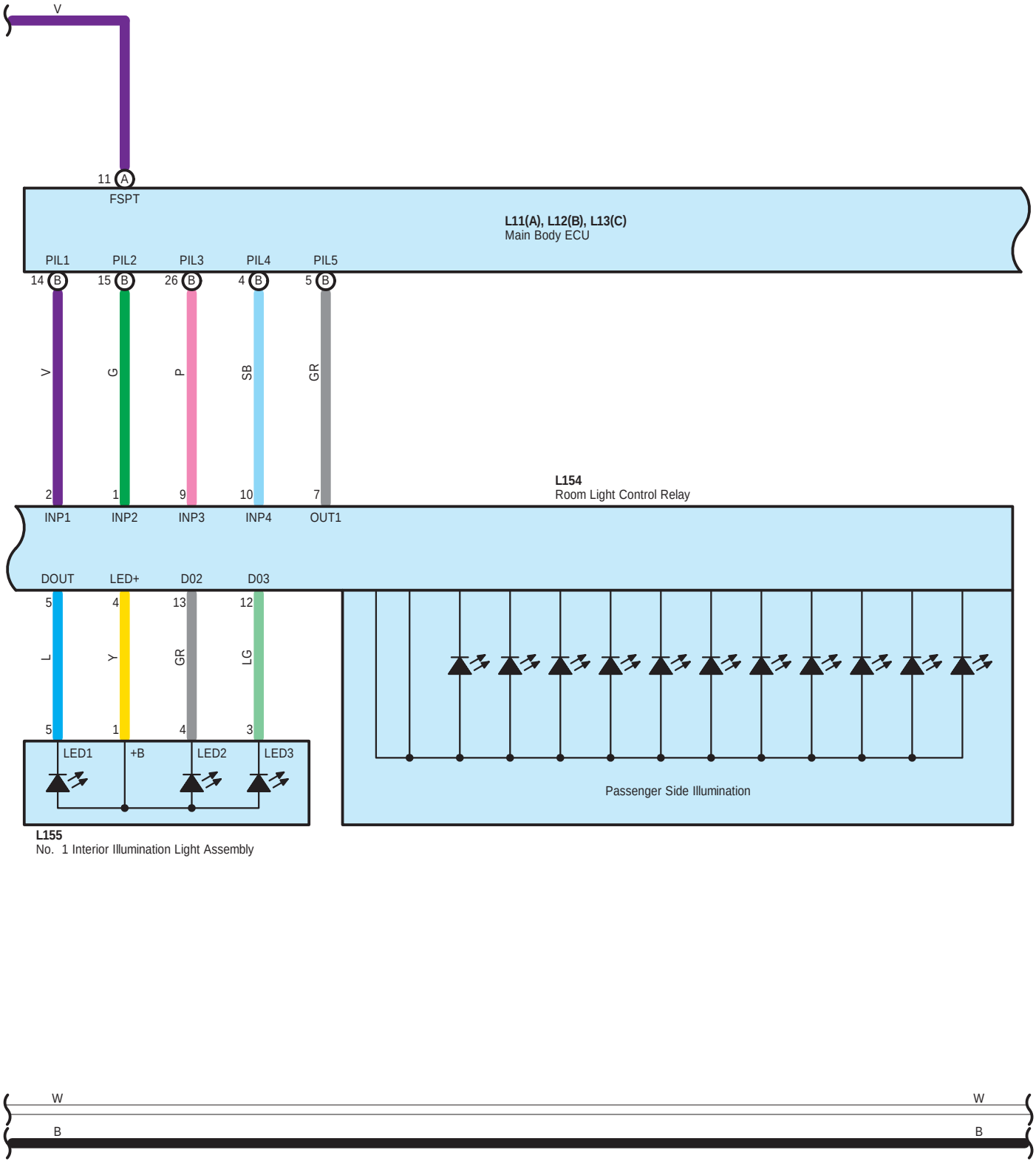
V
11 A
FSPT
L11(A), L12(B), L13(C)
Main Body ECU
PIL1
PIL2
PIL3
PIL4
PIL5
14 B
15 B
26 B
4 B
5 B
V
G
P
SB
GR
2
1
9
10
7
L154
Room Light Control Relay
INP1
INP2
INP3
INP4
OUT1
DOUT
LED+
D02
D03
5
4
13
12
L
Y
GR
LG
5
1
4
3
LED1
+B
LED2
LED3
L155
No. 1 Interior Illumination Light Assembly
Passenger Side Illumination
W
W
B
B

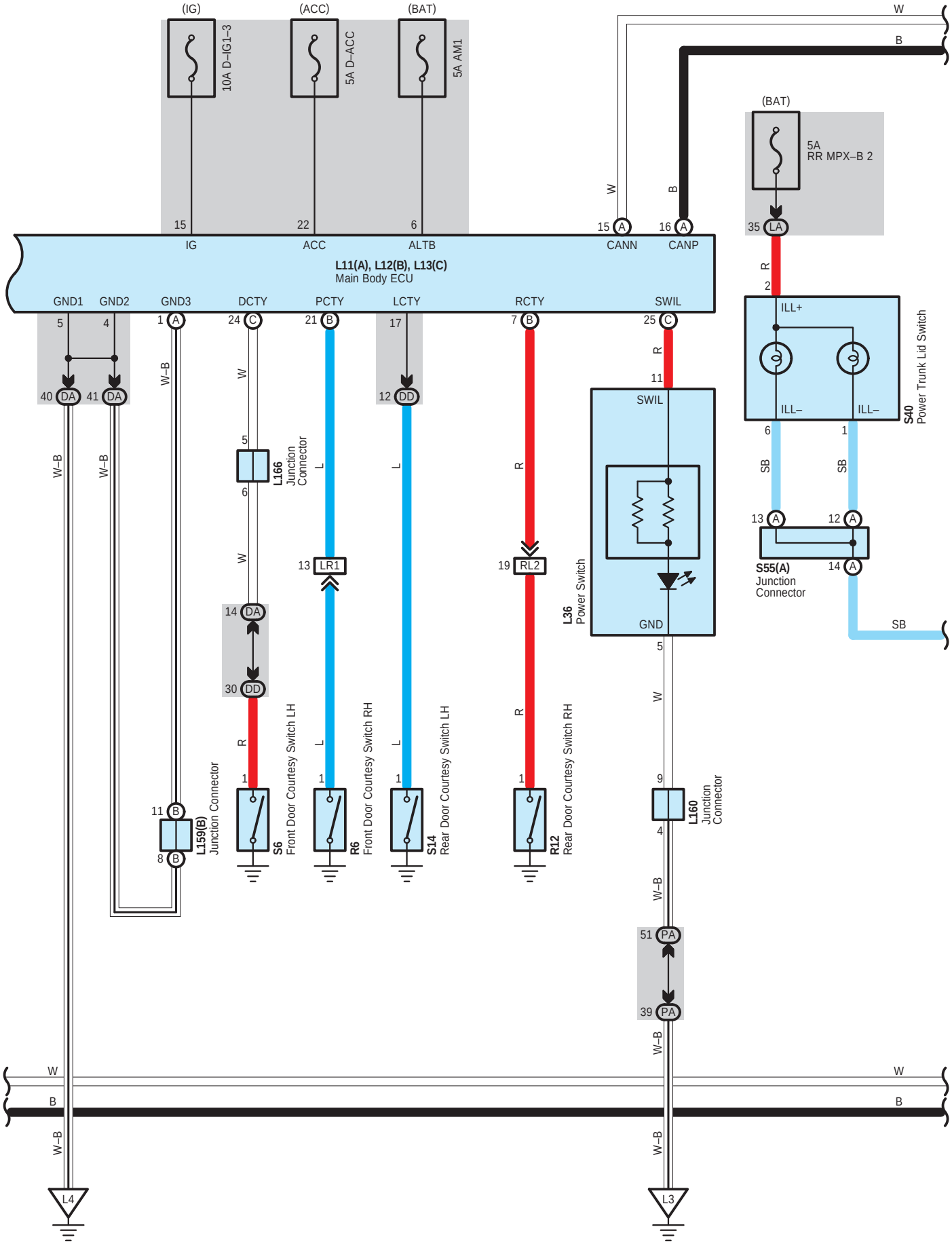
(IG)
10A D–IG1–3
(ACC)
5A D–ACC
(BAT)
5A AM1
(BAT)
5A
RR MPX–B 2
IG
ACC
ALTB
CANN
CANP
L11(A), L12(B), L13(C)
Main Body ECU
GND1
GND2
GND3
DCTY
PCTY
LCTY
RCTY
SWIL
ILL+
ILL–
S40
Power Trunk Lid Switch
L166
Junction
Connector
L36
Power Switch
S55(A)
Junction
Connector
L159(B)
Junction Connector
S6
Front Door Courtesy Switch LH
R6
Front Door Courtesy Switch RH
S14
Rear Door Courtesy Switch LH
R12
Rear Door Courtesy Switch RH
L160
Junction
Connector
L4
L3

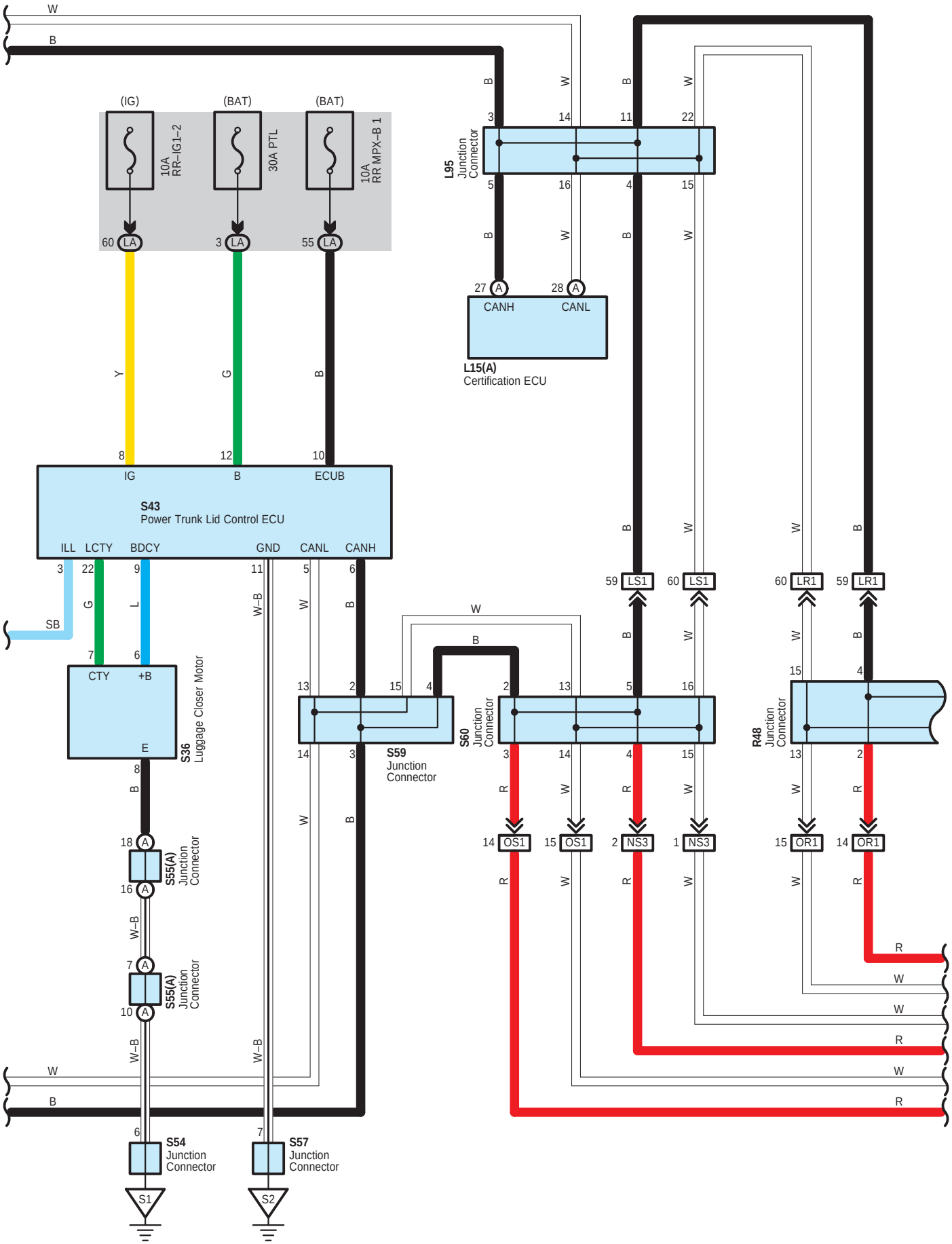
W
B
(IG)
(BAT)
(BAT)
10A
RR-IG1-2
30A PTL
10A
RR MPX-B 1
60 LA
3 LA
55 LA
L95
Junction
Connector
3
14
11
22
5
16
4
15
27 A
28 A
CANH
CANL
L15(A)
Certification ECU
Y
G
B
8
12
10
IG
B
ECUB
S43
Power Trunk Lid Control ECU
ILL
LCTY
BDCY
GND
CANL
CANH
3
22
9
11
5
6
SB
G
L
W-B
W
B
7
6
CTY
+B
E
S36
Luggage Closer Motor
8
B
18 A
16 A
S55(A)
Junction
Connector
W-B
7 A
10 A
S55(A)
Junction
Connector
W-B
W-B
W
B
6
7
S54
Junction
Connector
S57
Junction
Connector
S1
S2
59 LS1
60 LS1
60 LR1
59 LR1
W
B
13
2
15
4
S59
Junction
Connector
S60
Junction
Connector
R48
Junction
Connector
14
3
R
14 OS1
15 OS1
2 NS3
1 NS3
15 OR1
14 OR1
R
W

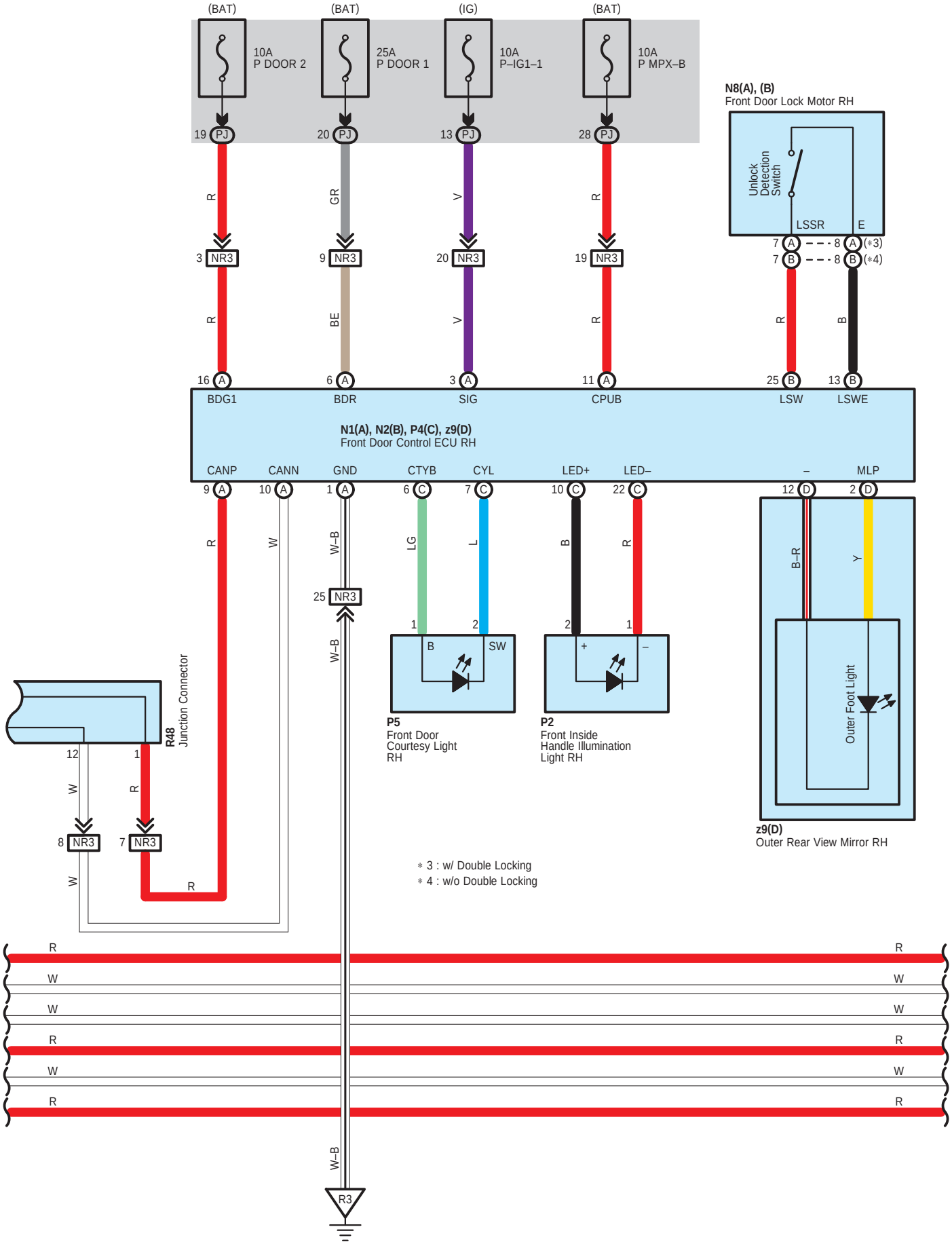
(BAT)
10A
P DOOR 2
(BAT)
25A
P DOOR 1
(IG)
10A
P–IG1–1
(BAT)
10A
P MPX–B
19 PJ
20 PJ
13 PJ
28 PJ
R
GR
V
R
3 NR3
9 NR3
20 NR3
19 NR3
R
BE
V
R
16 A
6 A
3 A
11 A
BDG1
BDR
SIG
CPUB
N8(A), (B)
Front Door Lock Motor RH
Unlock
Detection
Switch
LSSR
E
7 A
8 A (*3)
7 B
8 B (*4)
R
B
25 B
13 B
LSW
LSWE
N1(A), N2(B), P4(C), z9(D)
Front Door Control ECU RH
CANP
CANN
GND
CTYB
CYL
LED+
LED–
–
MLP
9 A
10 A
1 A
6 C
7 C
10 C
22 C
12 D
2 D
R
W
W–B
LG
L
B
R
B–R
Y
25 NR3
W–B
1
2
B
SW
2
1
+
–
P5
Front Door
Courtesy Light
RH
P2
Front Inside
Handle Illumination
Light RH
Outer Foot Light
z9(D)
Outer Rear View Mirror RH
R48
Junction Connector
12
1
W
R
8 NR3
7 NR3
W
R
* 3 : w/ Double Locking
* 4 : w/o Double Locking
R
W
W
R
W
R
W–B
R3

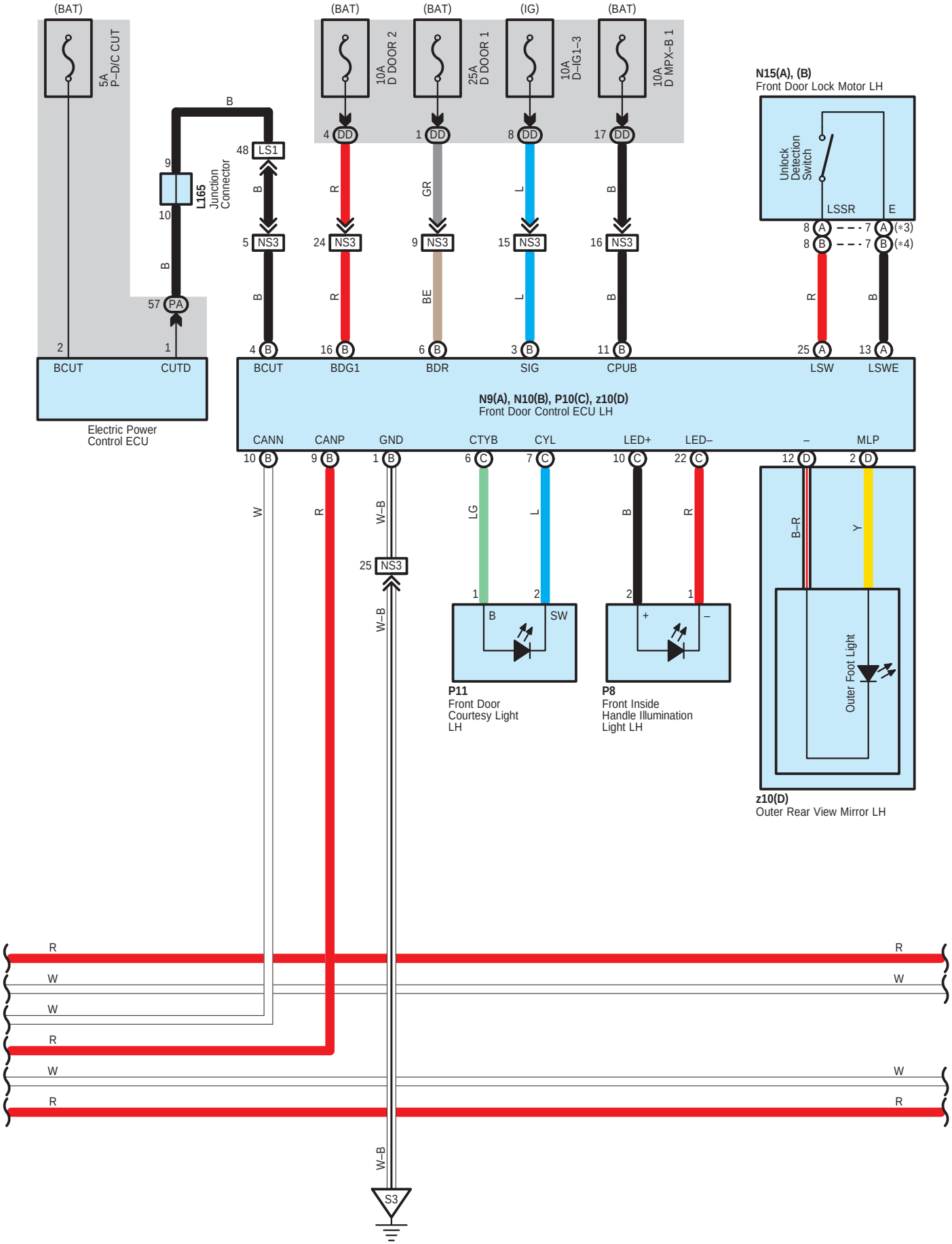
(BAT)
5A
P–D/C CUT
(BAT)
10A
D DOOR 2
(BAT)
25A
D DOOR 1
(IG)
10A
D–IG1–3
(BAT)
10A
D MPX–B 1
N15(A), (B)
Front Door Lock Motor LH
Unlock Detection Switch
LSSR
E
L165
Junction Connector
LS1
NS3
PA
BCUT
CUTD
Electric Power Control ECU
BCUT
BDG1
BDR
SIG
CPUB
LSW
LSWE
N9(A), N10(B), P10(C), z10(D)
Front Door Control ECU LH
CANN
CANP
GND
CTYB
CYL
LED+
LED–
–
MLP
P11
Front Door Courtesy Light LH
P8
Front Inside Handle Illumination Light LH
z10(D)
Outer Rear View Mirror LH
Outer Foot Light
S3

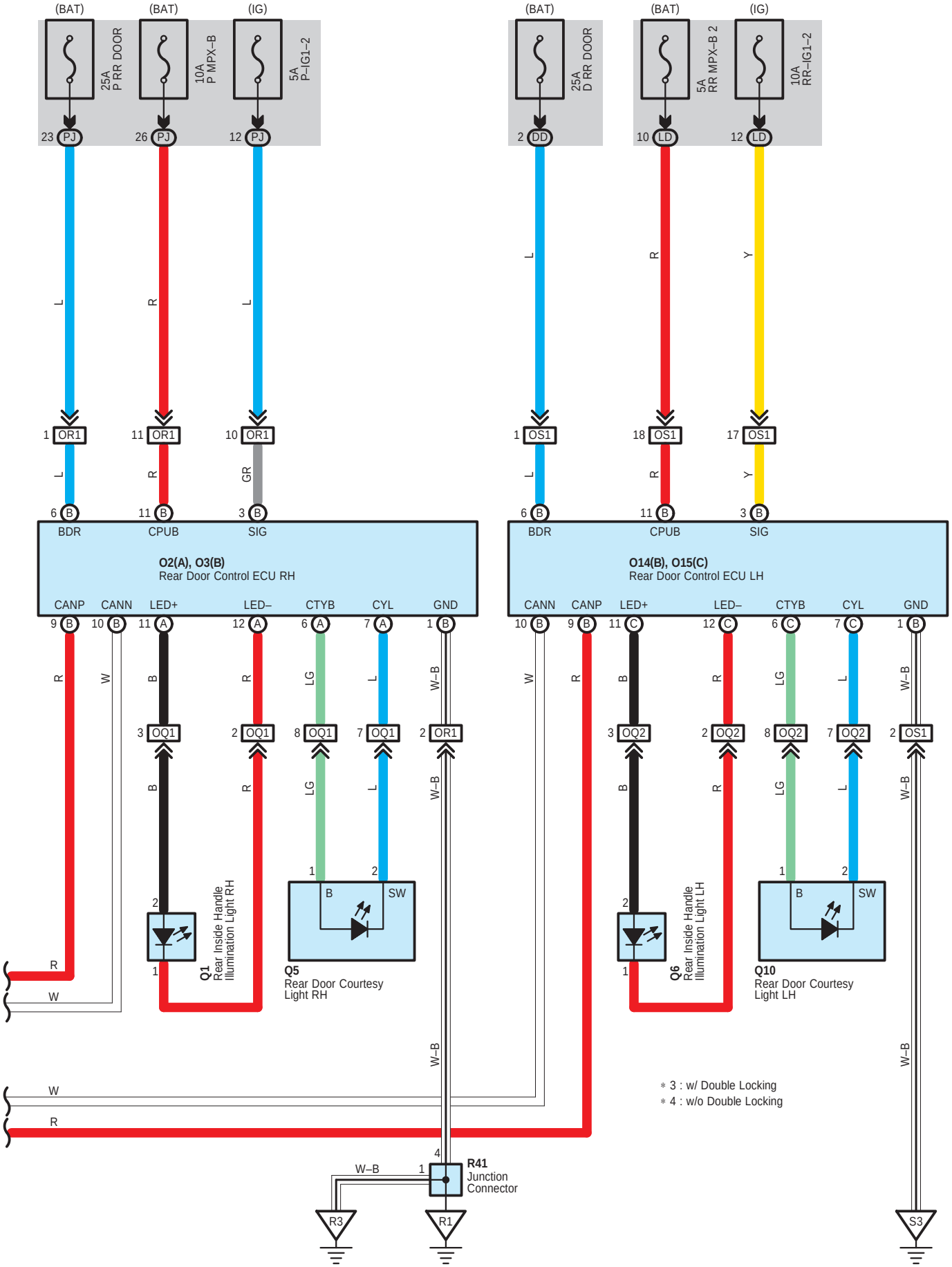
(BAT)
(BAT)
(IG)
25A P RR DOOR
10A P MPX–B
5A P–IG1–2
23 PJ
26 PJ
12 PJ
(BAT)
(BAT)
(IG)
25A D RR DOOR
5A RR MPX–B 2
10A RR–IG1–2
2 DD
10 LD
12 LD
1 OR1
11 OR1
10 OR1
1 OS1
18 OS1
17 OS1
6 B
11 B
3 B
BDR
CPUB
SIG
O2(A), O3(B)
Rear Door Control ECU RH
O14(B), O15(C)
Rear Door Control ECU LH
CANP
CANN
LED+
LED–
CTYB
CYL
GND
3 OQ1
2 OQ1
8 OQ1
7 OQ1
2 OR1
3 OQ2
2 OQ2
8 OQ2
7 OQ2
2 OS1
Q1
Rear Inside Handle Illumination Light RH
Q5
Rear Door Courtesy Light RH
Q6
Rear Inside Handle Illumination Light LH
Q10
Rear Door Courtesy Light LH
B
SW
R41
Junction Connector
R3
R1
S3
* 3 : w/ Double Locking
* 4 : w/o Double Locking

L 11
White

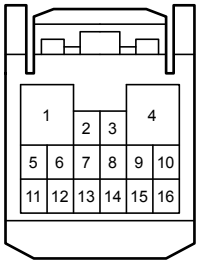

L 12
White

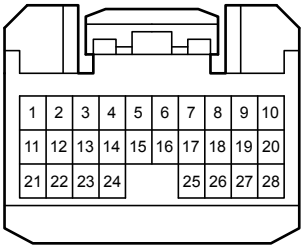

L 13
White

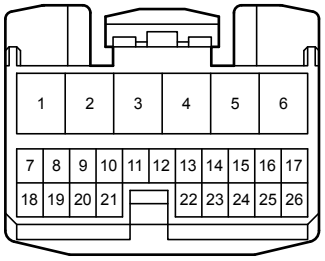

L 15
White

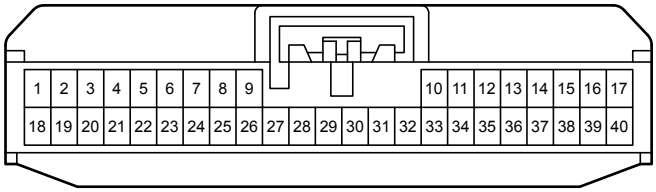

L 29
Gray

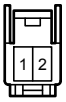

L 36
Black

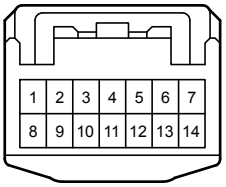

L 81
Gray

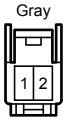

L 95
Gray

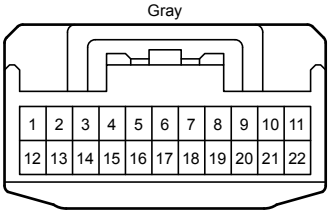

L154
White



L155
Black

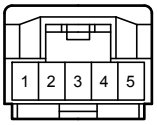

L159
Blue

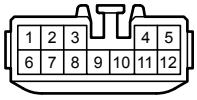

L160
Gray

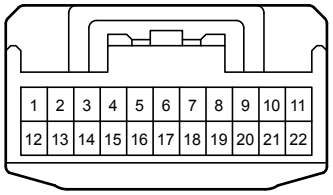

L165
Blue

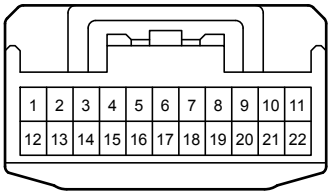

L166
White

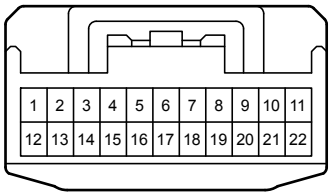

N 1
White

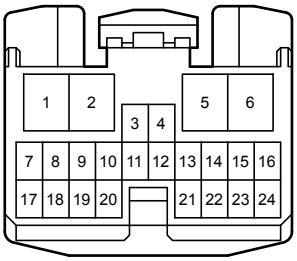

N 2
White

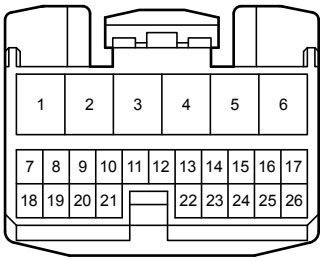

N 8
White

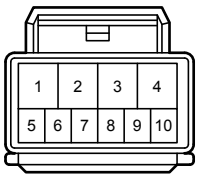

N 9
White

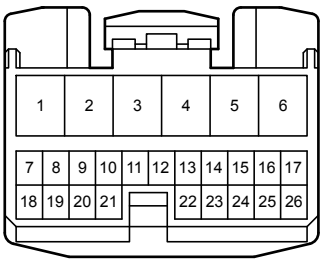

N 10
White

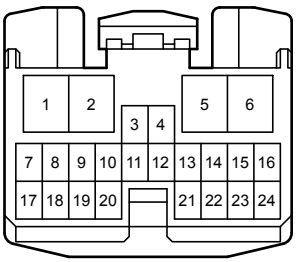

N 15
White

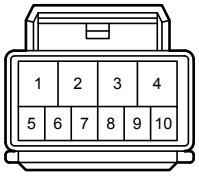

O 2
White

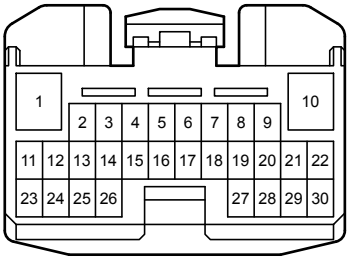

O 3
White

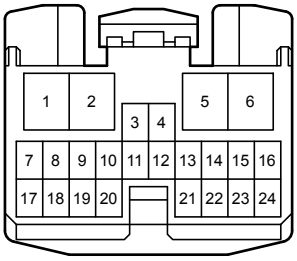

O 14
White

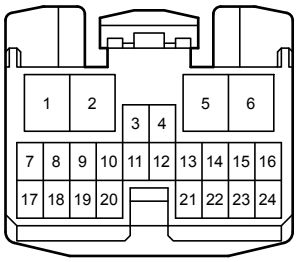

O 15
White

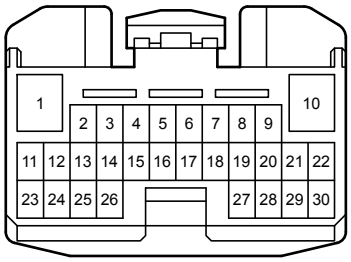

P 2
White

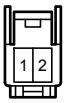

P 4
White

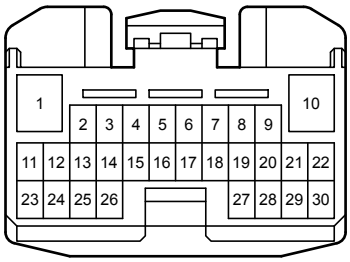

P 5
White

P 8
White

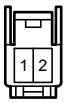

P 10
White

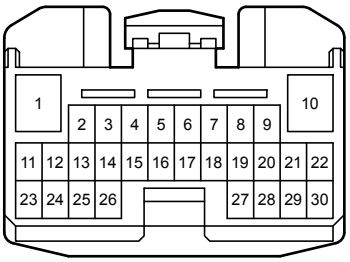

P 11
White

Q 1
White

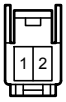

Q 5
White

Q 6
White

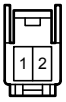

Q 10
White

R 6
White

R 12
White

R 41
White

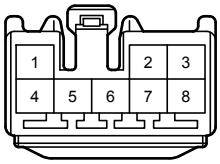

R 48
Black

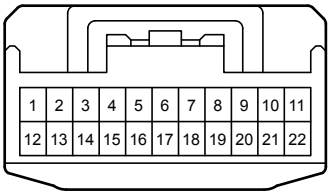

S 6
White

S 14
White

S 26
Gray

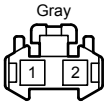

S 34
Gray

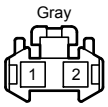

S 36
White

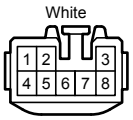

S 40
Black

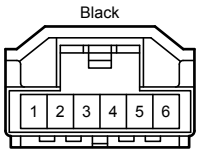

S 43
White

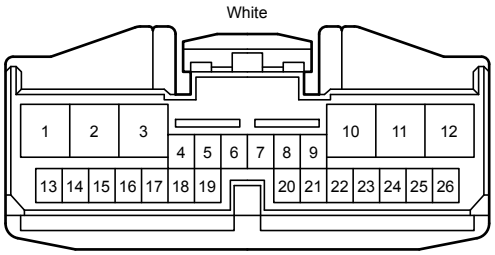

S 54
White

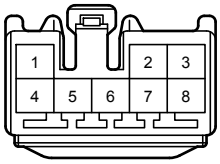

S 55
White

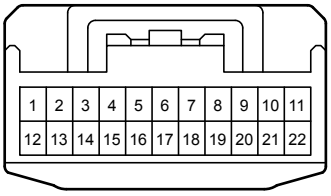

S 57
White

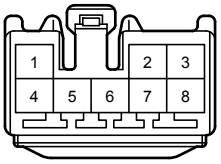

S 59
Black

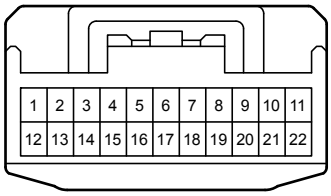

S 60
Black

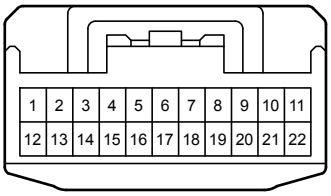

S 61
White

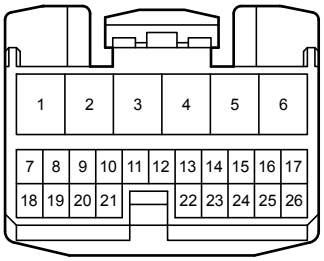

S 62
White

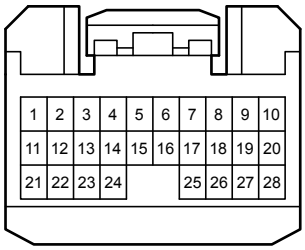

S 63
White

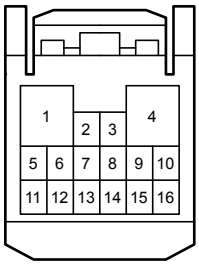

X 1
White

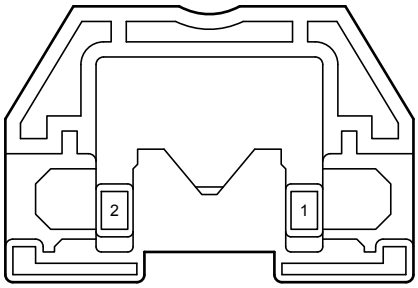

X 2
Gray

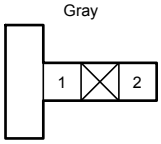

X 4
White

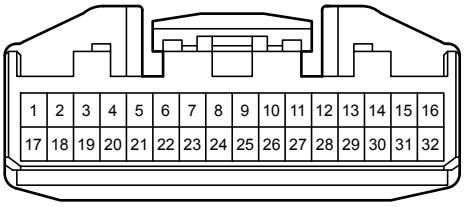

X 6
White

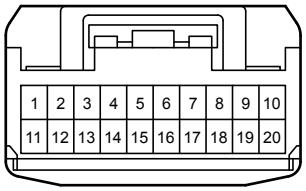

X 9
Gray

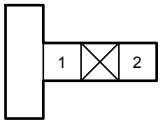

X 10
White

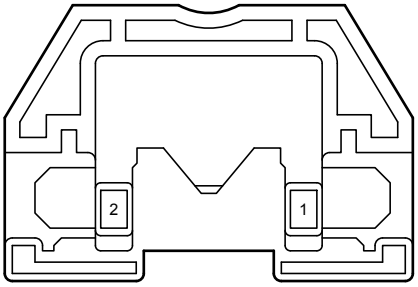

X 11
White

X 14
White

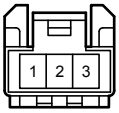

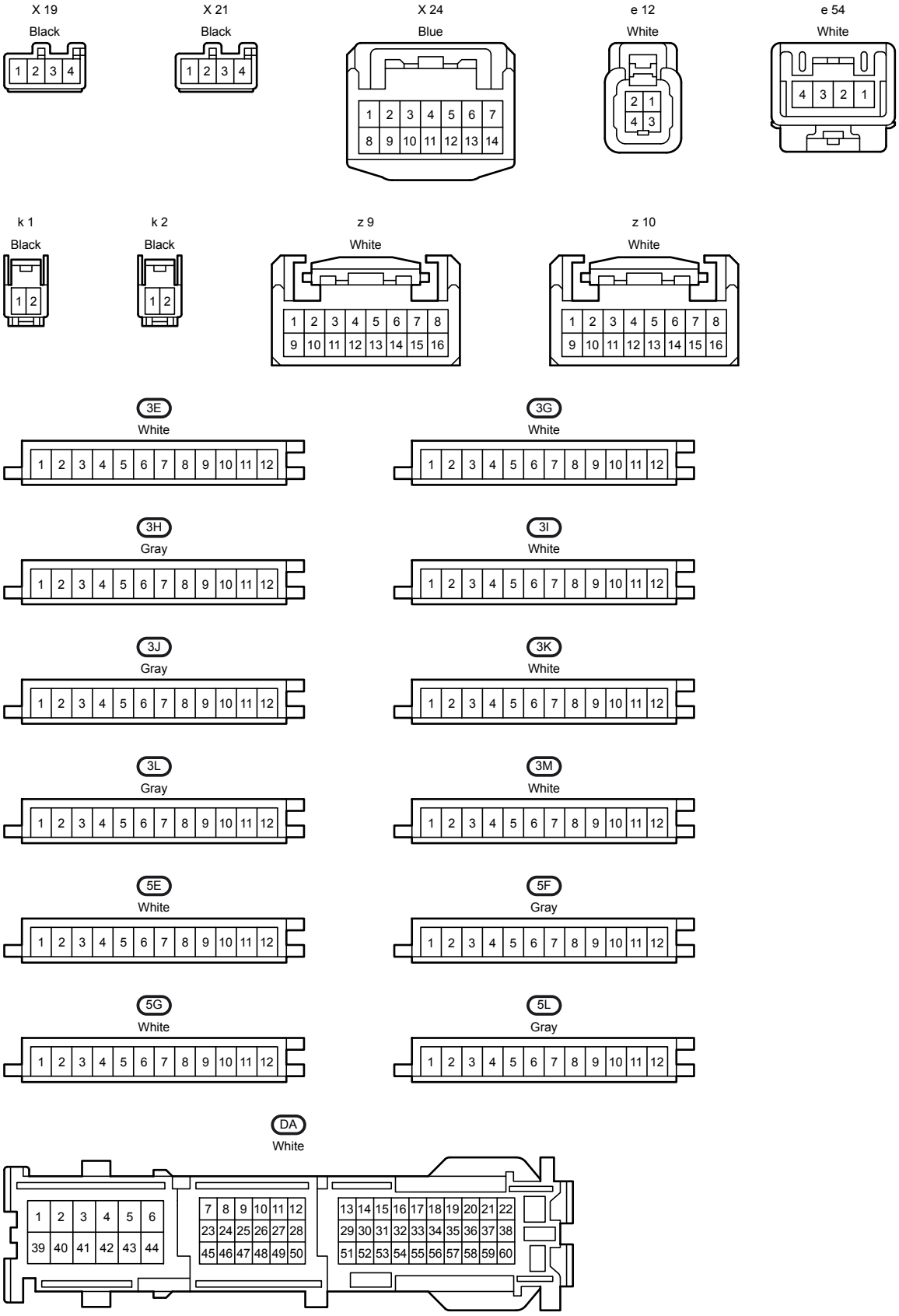
X 19
Black
1 2 3 4
X 21
Black
1 2 3 4
X 24
Blue
1 2 3 4 5 6 7
8 9 10 11 12 13 14
e 12
White
2 1
4 3
e 54
White
4 3 2 1
k 1
Black
1 2
k 2
Black
1 2
z 9
White
1 2 3 4 5 6 7 8
9 10 11 12 13 14 15 16
z 10
White
1 2 3 4 5 6 7 8
9 10 11 12 13 14 15 16
3E
White
1 2 3 4 5 6 7 8 9 10 11 12
3G
White
1 2 3 4 5 6 7 8 9 10 11 12
3H
Gray
1 2 3 4 5 6 7 8 9 10 11 12
3I
White
1 2 3 4 5 6 7 8 9 10 11 12
3J
Gray
1 2 3 4 5 6 7 8 9 10 11 12
3K
White
1 2 3 4 5 6 7 8 9 10 11 12
3L
Gray
1 2 3 4 5 6 7 8 9 10 11 12
3M
White
1 2 3 4 5 6 7 8 9 10 11 12
5E
White
1 2 3 4 5 6 7 8 9 10 11 12
5F
Gray
1 2 3 4 5 6 7 8 9 10 11 12
5G
White
1 2 3 4 5 6 7 8 9 10 11 12
5L
Gray
1 2 3 4 5 6 7 8 9 10 11 12
DA
White
1 2 3 4 5 6
39 40 41 42 43 44
7 8 9 10 11 12
23 24 25 26 27 28
45 46 47 48 49 50
13 14 15 16 17 18 19 20 21 22
29 30 31 32 33 34 35 36 37 38
51 52 53 54 55 56 57 58 59 60

DD
Gray

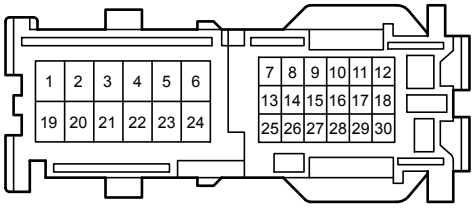

LA
White

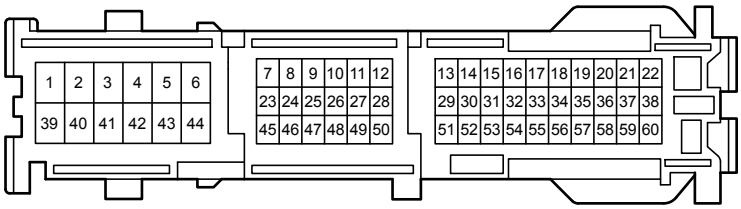

LD
Gray

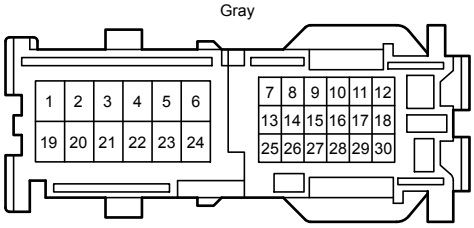

PA
White

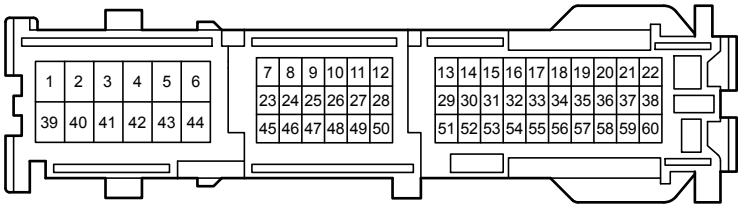

PJ
Gray

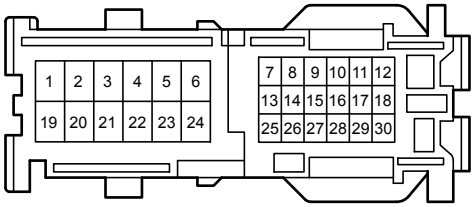

LR1
White

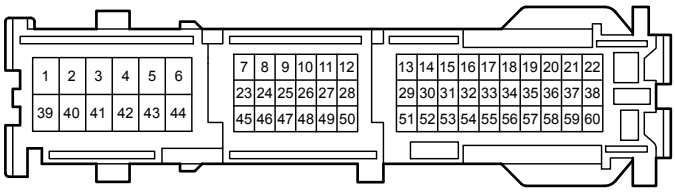

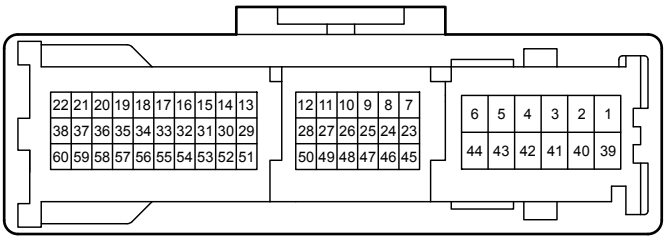

LS1
White

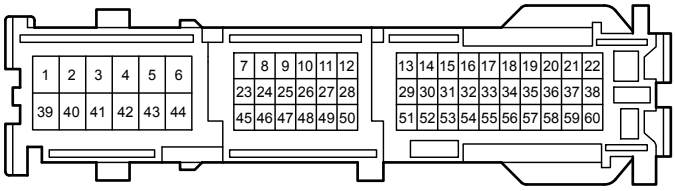

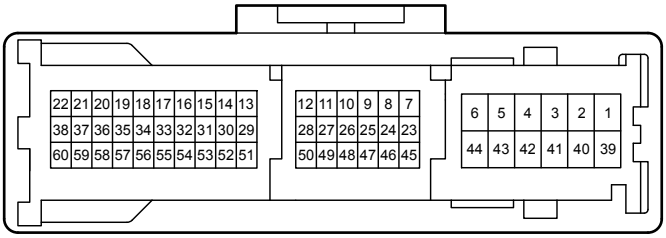

LX1
White

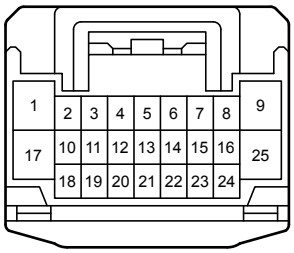

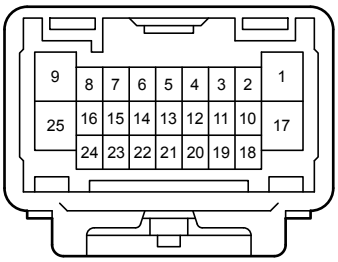

LX2
White

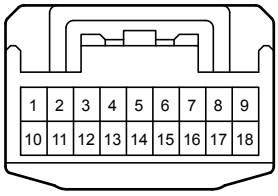

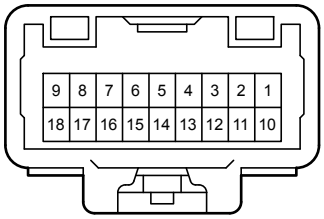

LX4
Gray

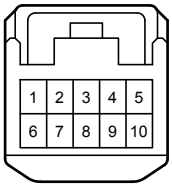

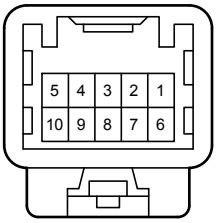

NR3
White

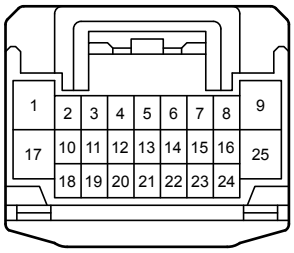

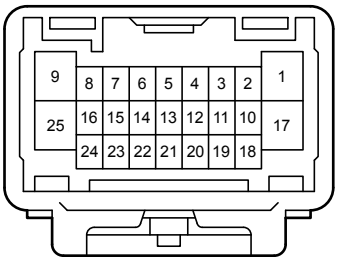

NS3
White

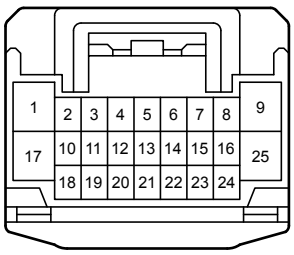

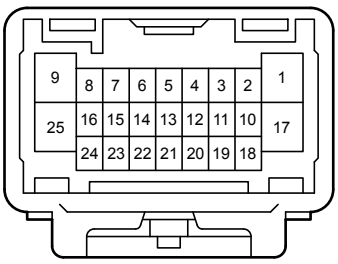

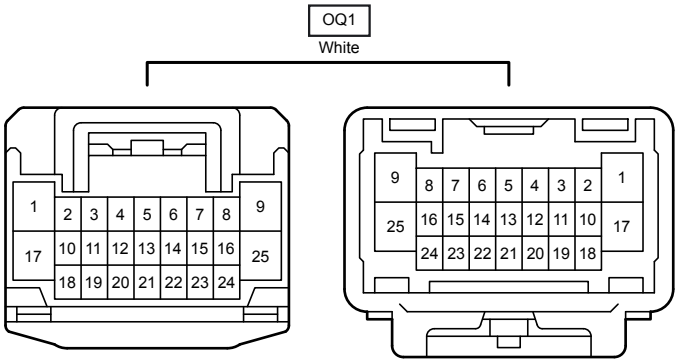
OQ1
White
1 2 3 4 5 6 7 8 9
17 10 11 12 13 14 15 16 25
18 19 20 21 22 23 24
9 8 7 6 5 4 3 2 1
25 16 15 14 13 12 11 10 17
24 23 22 21 20 19 18

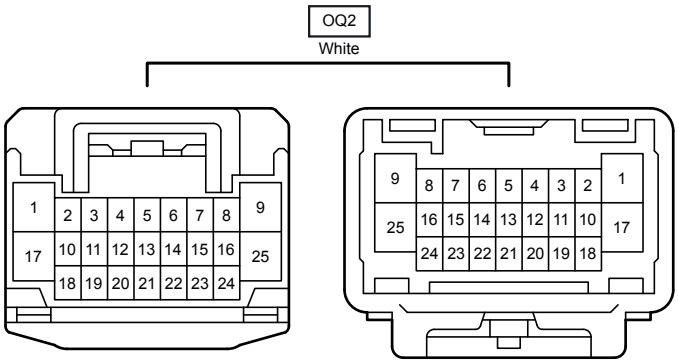
OQ2
White
1 2 3 4 5 6 7 8 9
17 10 11 12 13 14 15 16 25
18 19 20 21 22 23 24
9 8 7 6 5 4 3 2 1
25 16 15 14 13 12 11 10 17
24 23 22 21 20 19 18

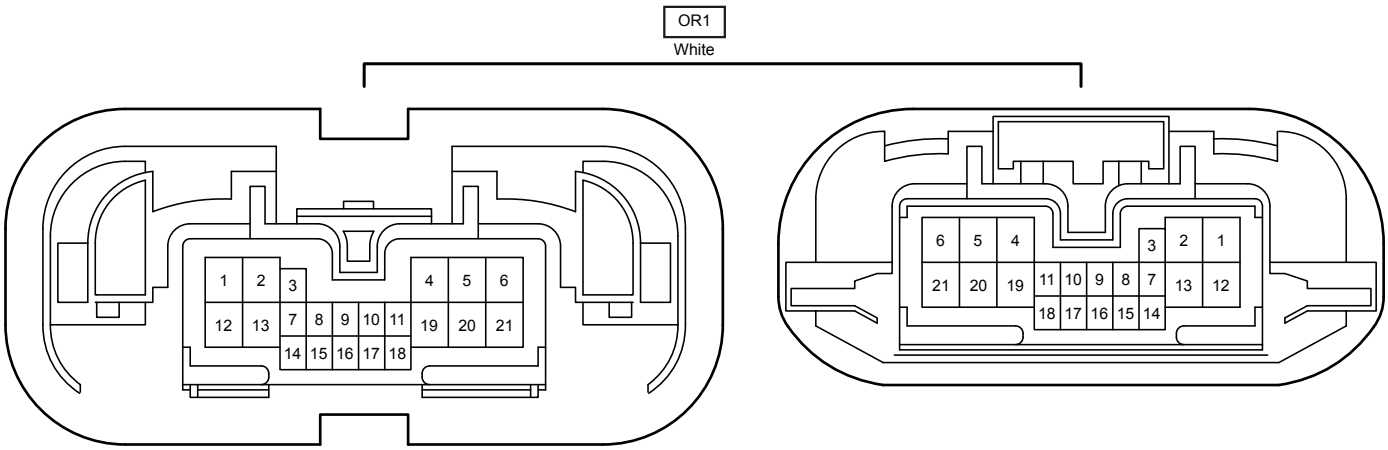
OR1
White
1 2 3 4 5 6
12 13 7 8 9 10 11 19 20 21
14 15 16 17 18
6 5 4 3 2 1
21 20 19 11 10 9 8 7 13 12
18 17 16 15 14

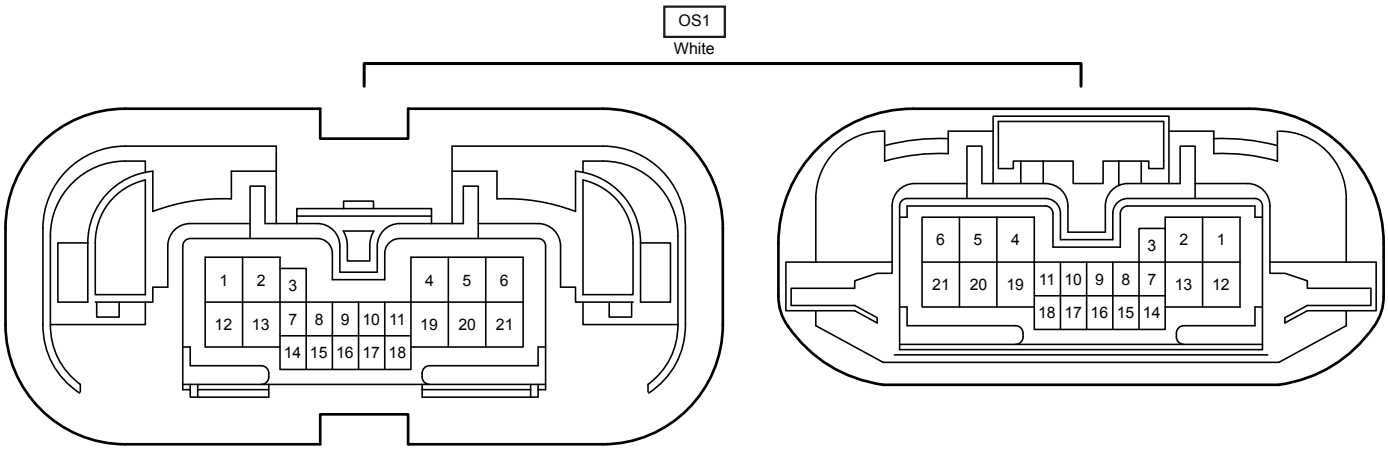
OS1
White
1 2 3 4 5 6
12 13 7 8 9 10 11 19 20 21
14 15 16 17 18
6 5 4 3 2 1
21 20 19 11 10 9 8 7 13 12
18 17 16 15 14

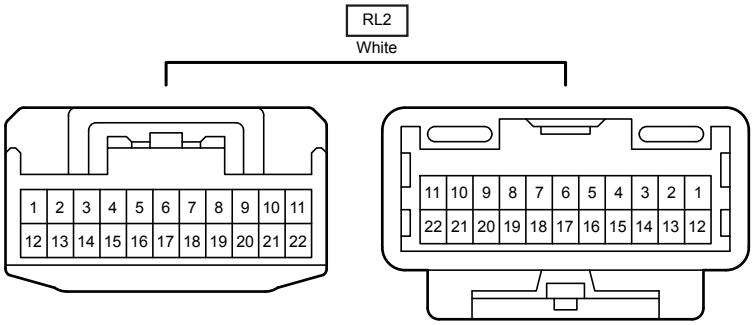
RL2
White
1 2 3 4 5 6 7 8 9 10 11
12 13 14 15 16 17 18 19 20 21 22
11 10 9 8 7 6 5 4 3 2 1
22 21 20 19 18 17 16 15 14 13 12

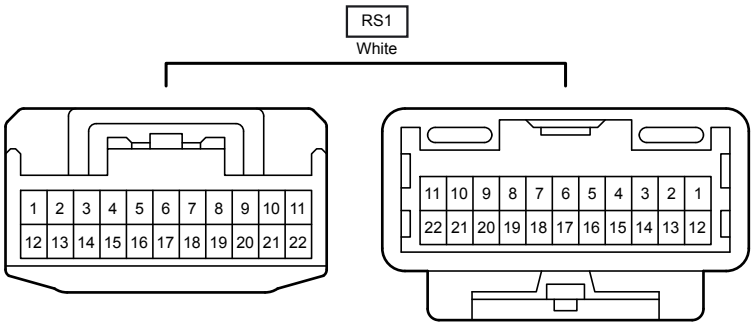
RS1
White
1 2 3 4 5 6 7 8 9 10 11
12 13 14 15 16 17 18 19 20 21 22
11 10 9 8 7 6 5 4 3 2 1
22 21 20 19 18 17 16 15 14 13 12

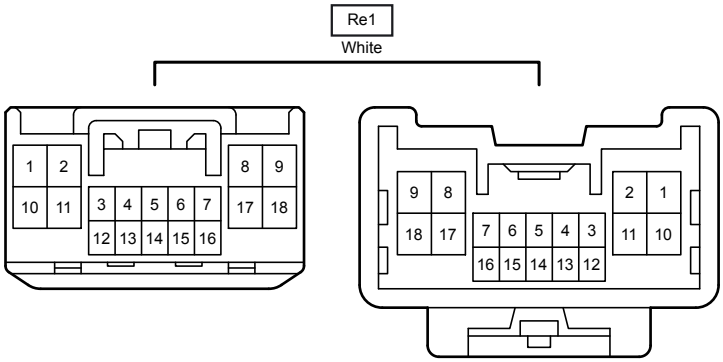
Re1
White
1 2
10 11
3 4 5 6 7
12 13 14 15 16
8 9
17 18
9 8
18 17
7 6 5 4 3
16 15 14 13 12
2 1
11 10

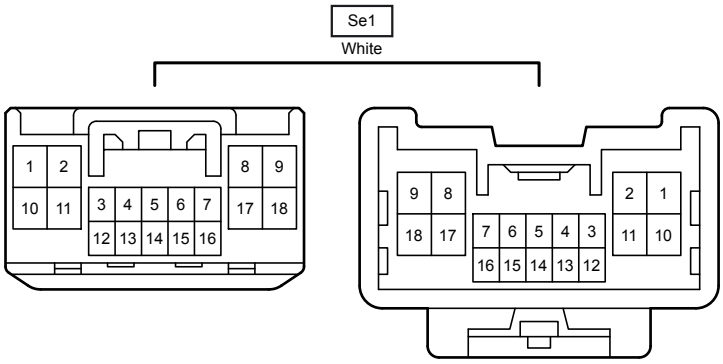
Se1
White
1 2
10 11
3 4 5 6 7
12 13 14 15 16
8 9
17 18
9 8
18 17
7 6 5 4 3
16 15 14 13 12
2 1
11 10

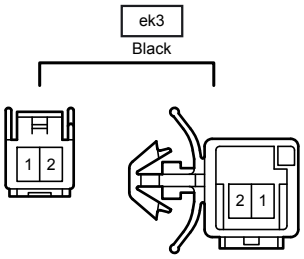
ek3
Black
1 2
2 1

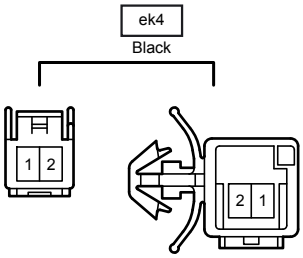
ek4
Black
1 2
2 1