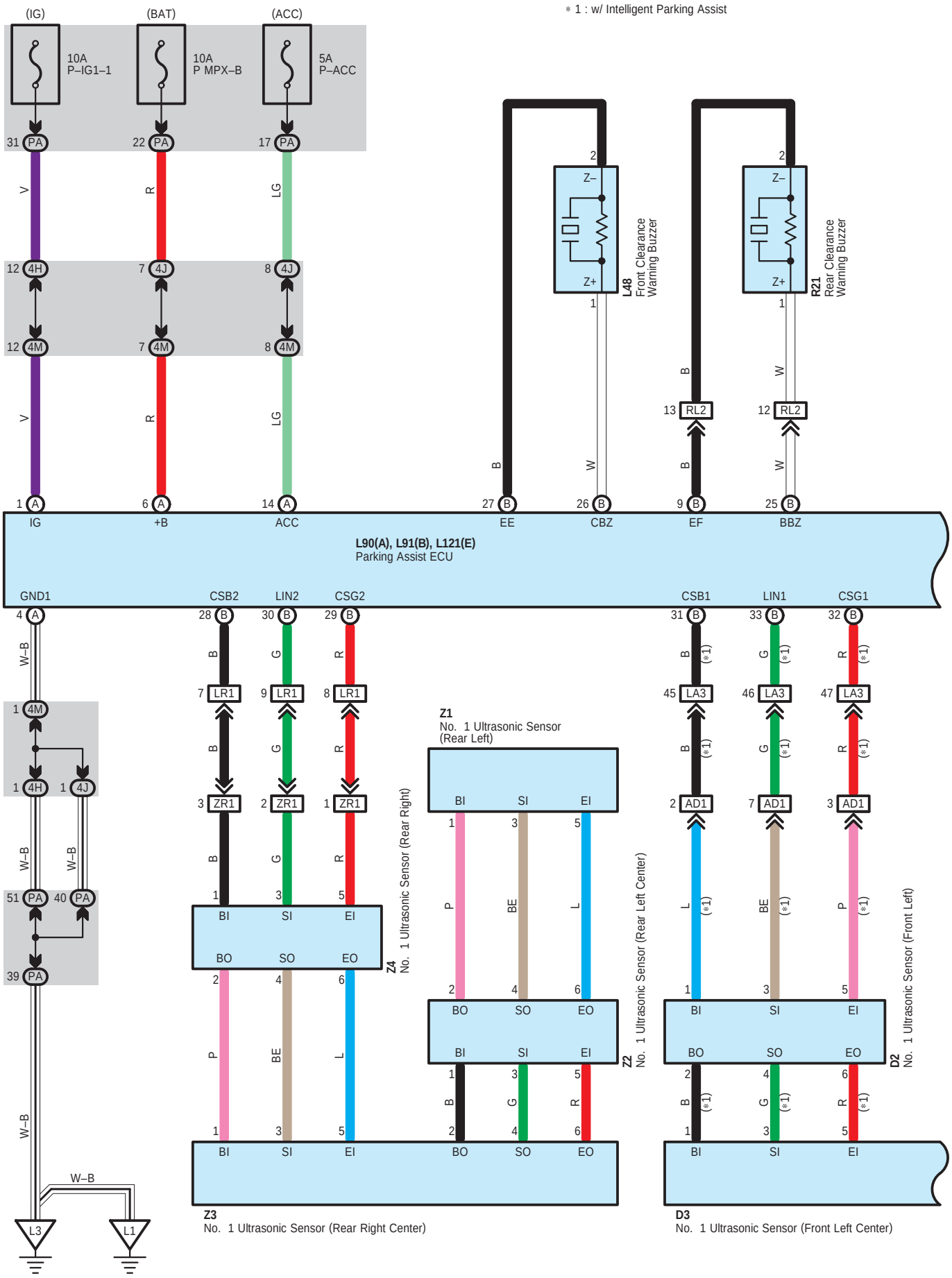
(IG)
(BAT)
(ACC)
10A P–IG1–1
10A P MPX–B
5A P–ACC
∗1 : w/ Intelligent Parking Assist
L48 Front Clearance Warning Buzzer
R21 Rear Clearance Warning Buzzer
IG
+B
ACC
EE
CBZ
EF
BBZ
L90(A), L91(B), L121(E)
Parking Assist ECU
GND1
CSB2
LIN2
CSG2
CSB1
LIN1
CSG1
Z1 No. 1 Ultrasonic Sensor (Rear Left)
Z2 No. 1 Ultrasonic Sensor (Rear Left Center)
Z3 No. 1 Ultrasonic Sensor (Rear Right Center)
Z4 No. 1 Ultrasonic Sensor (Rear Right)
D2 No. 1 Ultrasonic Sensor (Front Left)
D3 No. 1 Ultrasonic Sensor (Front Left Center)
L3
L1

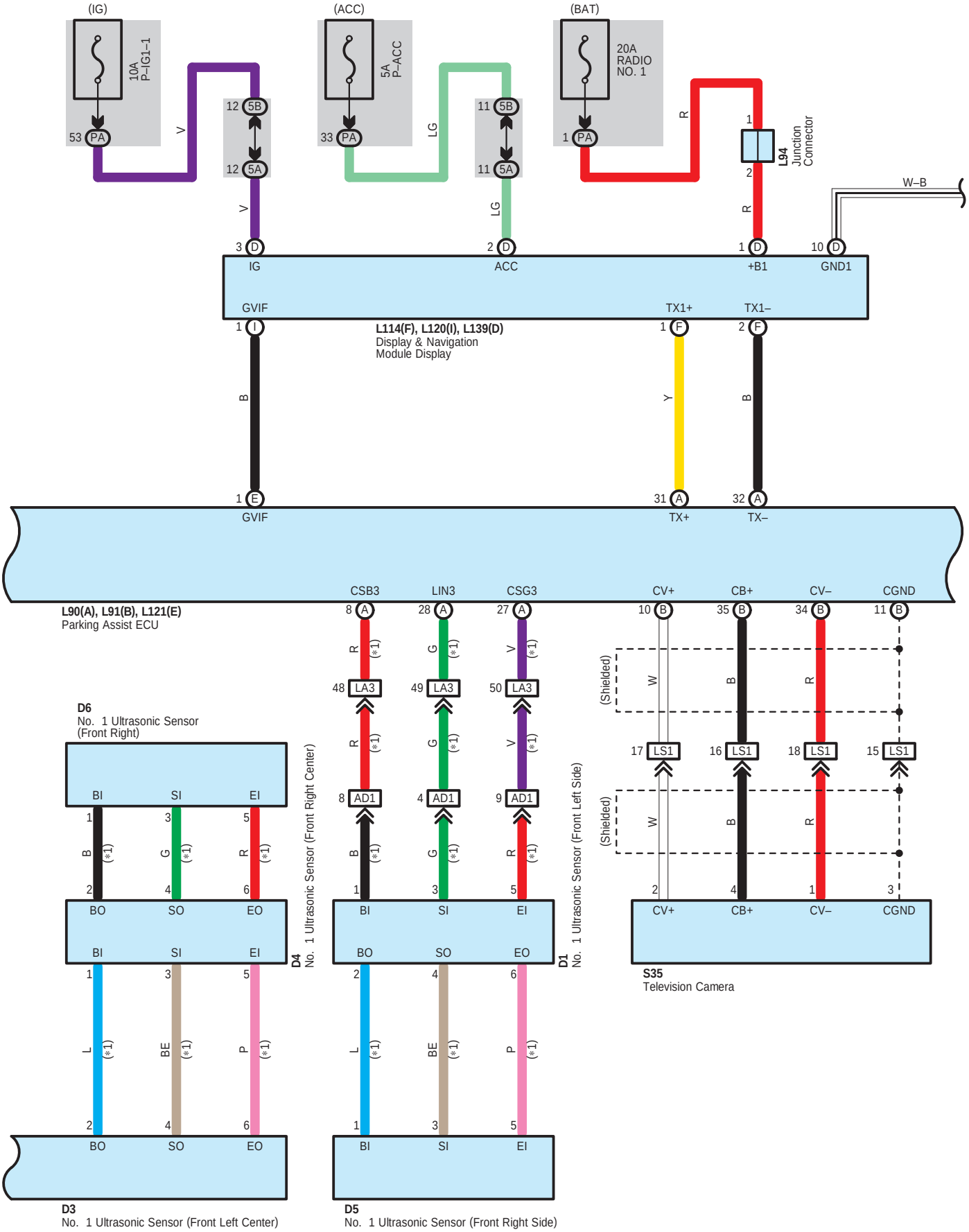
(IG)
10A P–IG1–1
53 PA
(ACC)
5A P–ACC
33 PA
(BAT)
20A RADIO NO. 1
1 PA
12 5B
12 5A
11 5B
11 5A
L94 Junction Connector
W–B
3 D IG
2 D ACC
1 D +B1
10 D GND1
GVIF
TX1+
TX1–
1 I
L114(F), L120(I), L139(D)
Display & Navigation Module Display
1 F
2 F
1 E GVIF
31 A TX+
32 A TX–
L90(A), L91(B), L121(E)
Parking Assist ECU
CSB3
LIN3
CSG3
CV+
CB+
CV–
CGND
8 A
28 A
27 A
10 B
35 B
34 B
11 B
48 LA3
49 LA3
50 LA3
(Shielded)
17 LS1
16 LS1
18 LS1
15 LS1
8 AD1
4 AD1
9 AD1
D6
No. 1 Ultrasonic Sensor (Front Right)
BI
SI
EI
BO
SO
EO
D4
No. 1 Ultrasonic Sensor (Front Right Center)
D1
No. 1 Ultrasonic Sensor (Front Left Side)
S35
Television Camera
D3
No. 1 Ultrasonic Sensor (Front Left Center)
D5
No. 1 Ultrasonic Sensor (Front Right Side)

∗ 2 : w/ Parking Assist (Back Guide Monitor)

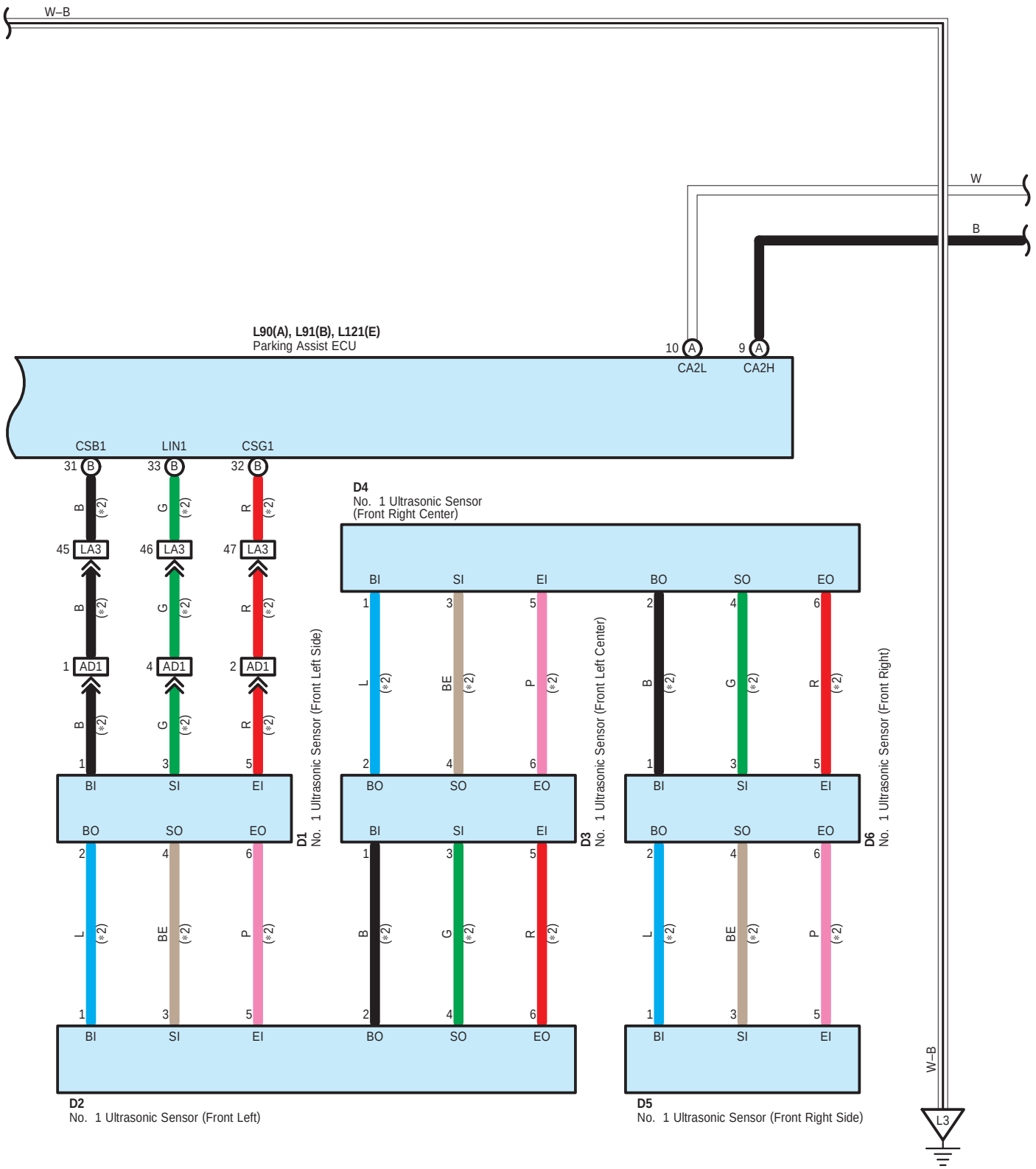

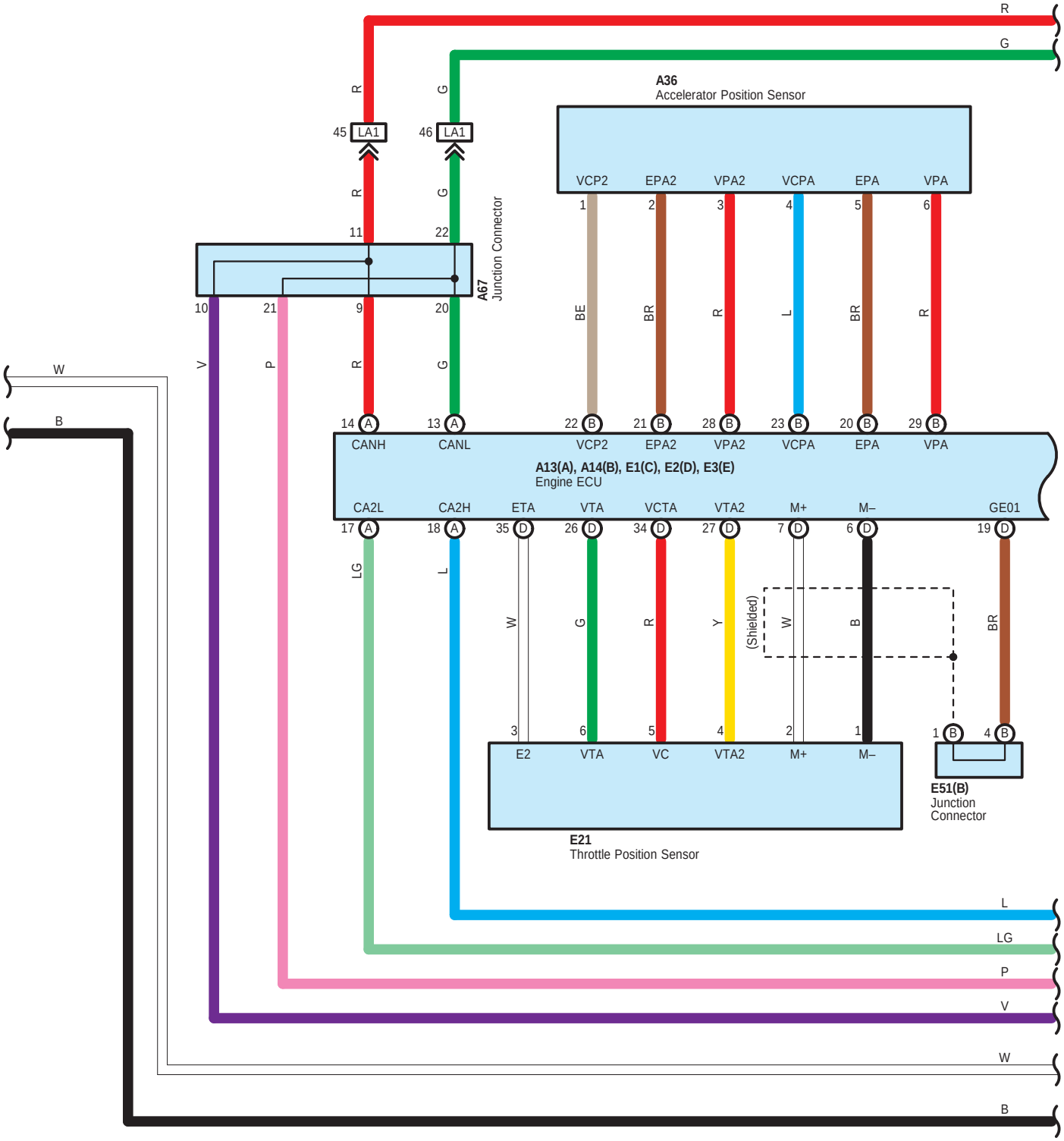
R
G
A36
Accelerator Position Sensor
45 LA1
46 LA1
VCP2 EPA2 VPA2 VCPA EPA VPA
1 2 3 4 5 6
BE BR R L BR R
A67
Junction Connector
10 21 9 20
11 22
W
B
14 A 13 A 22 B 21 B 28 B 23 B 20 B 29 B
CANH CANL VCP2 EPA2 VPA2 VCPA EPA VPA
A13(A), A14(B), E1(C), E2(D), E3(E)
Engine ECU
CA2L CA2H ETA VTA VCTA VTA2 M+ M– GE01
17 A 18 A 35 D 26 D 34 D 27 D 7 D 6 D 19 D
LG L W G R Y (Shielded) W B BR
3 6 5 4 2 1 1 B 4 B
E2 VTA VC VTA2 M+ M–
E51(B)
Junction Connector
E21
Throttle Position Sensor
L
LG
P
V
W
B

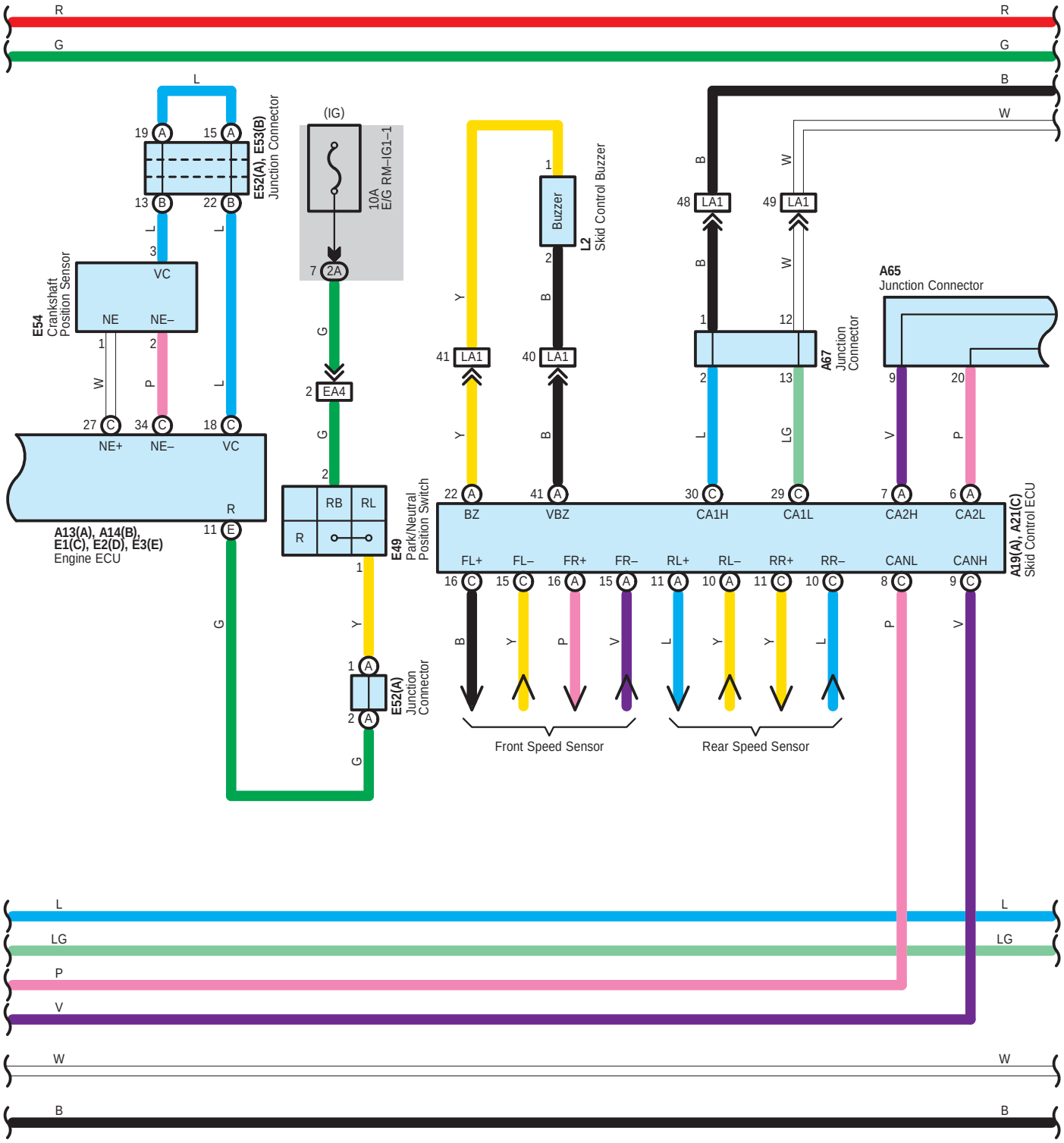
R
G
L
B
W
E52(A), E53(B)
Junction Connector
(IG)
10A
E/G RM–IG1–1
Buzzer
L2
Skid Control Buzzer
LA1
A65
Junction Connector
A67
Junction Connector
E54
Crankshaft
Position Sensor
VC
NE
NE–
NE+
EA4
RB
RL
R
E49
Park/Neutral
Position Switch
A13(A), A14(B),
E1(C), E2(D), E3(E)
Engine ECU
BZ
VBZ
CA1H
CA1L
CA2H
CA2L
FL+
FL–
FR+
FR–
RL+
RL–
RR+
RR–
CANL
CANH
A19(A), A21(C)
Skid Control ECU
E52(A)
Junction Connector
Front Speed Sensor
Rear Speed Sensor
LG
P
V

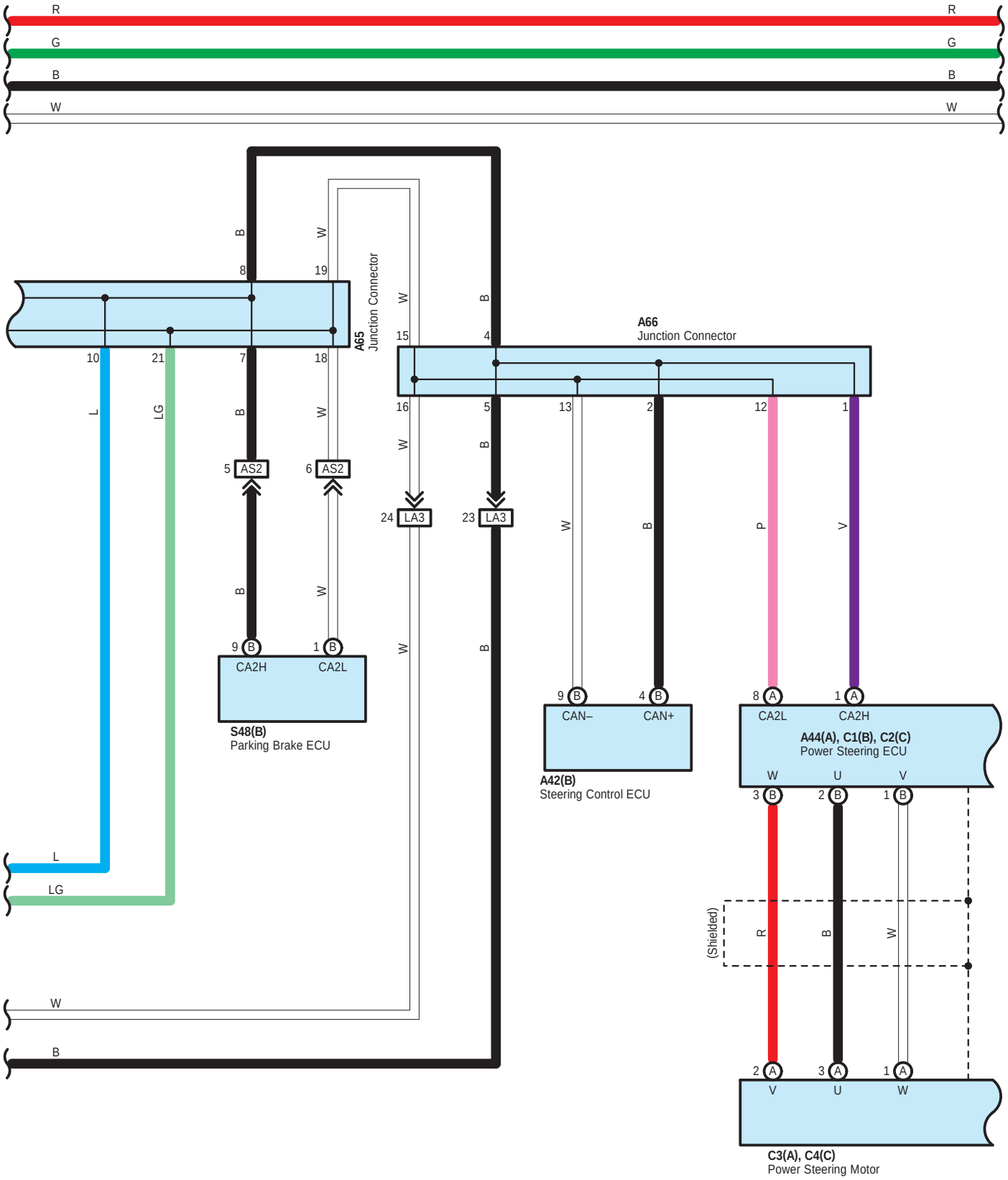
R
G
B
W
A65
Junction Connector
A66
Junction Connector
AS2
LA3
CA2H
CA2L
S48(B)
Parking Brake ECU
CAN–
CAN+
A42(B)
Steering Control ECU
A44(A), C1(B), C2(C)
Power Steering ECU
(Shielded)
C3(A), C4(C)
Power Steering Motor

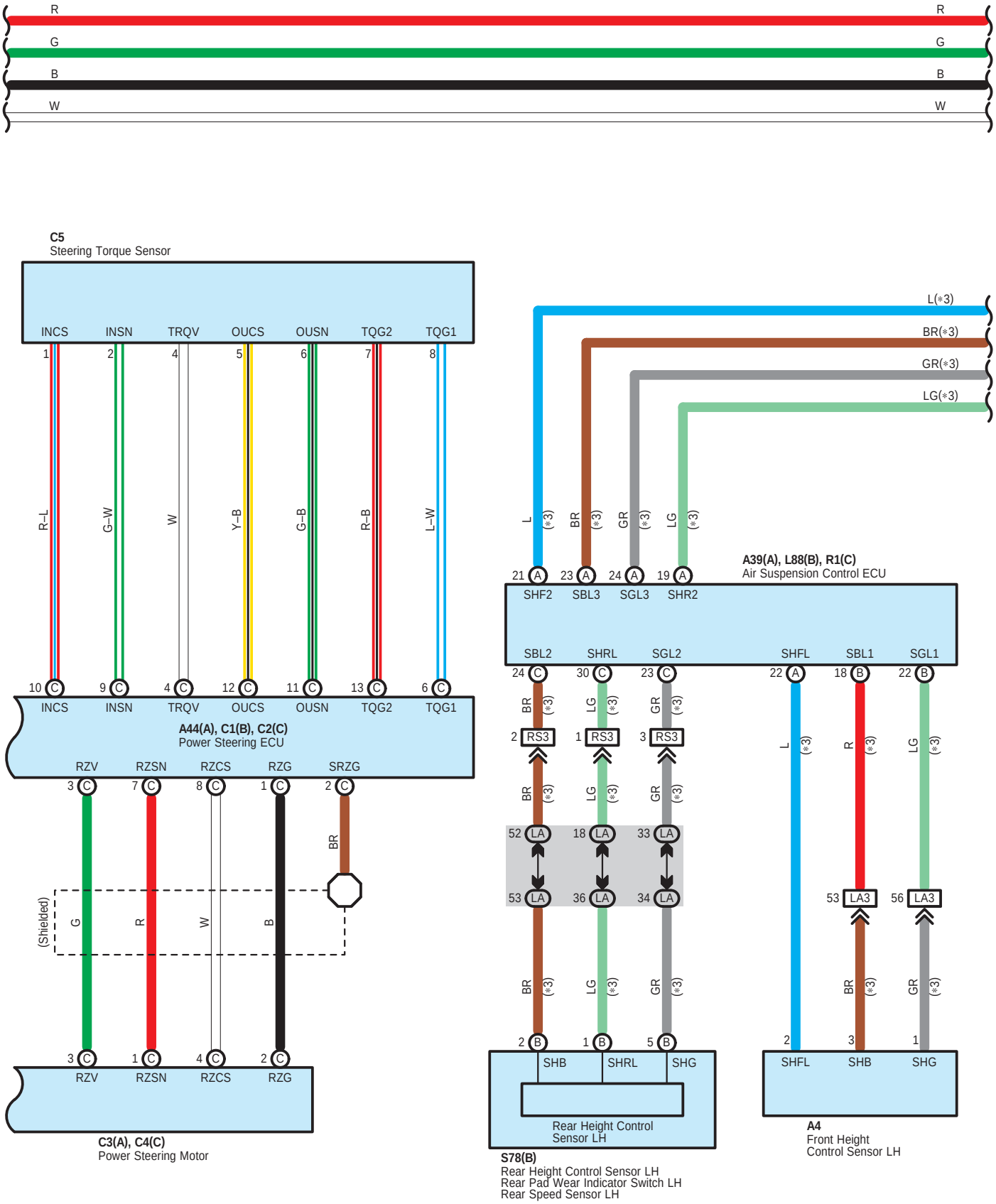
R
G
B
W
C5
Steering Torque Sensor
INCS
INSN
TRQV
OUCS
OUSN
TQG2
TQG1
R–L
G–W
W
Y–B
G–B
R–B
L–W
A44(A), C1(B), C2(C)
Power Steering ECU
RZV
RZSN
RZCS
RZG
SRZG
BR
(Shielded)
G
R
W
B
C3(A), C4(C)
Power Steering Motor
L(∗3)
BR(∗3)
GR(∗3)
LG(∗3)
A39(A), L88(B), R1(C)
Air Suspension Control ECU
SHF2
SBL3
SGL3
SHR2
SBL2
SHRL
SGL2
SHFL
SBL1
SGL1
RS3
LA
LA3
SHB
SHRL
SHG
Rear Height Control
Sensor LH
S78(B)
Rear Height Control Sensor LH
Rear Pad Wear Indicator Switch LH
Rear Speed Sensor LH
A4
Front Height
Control Sensor LH

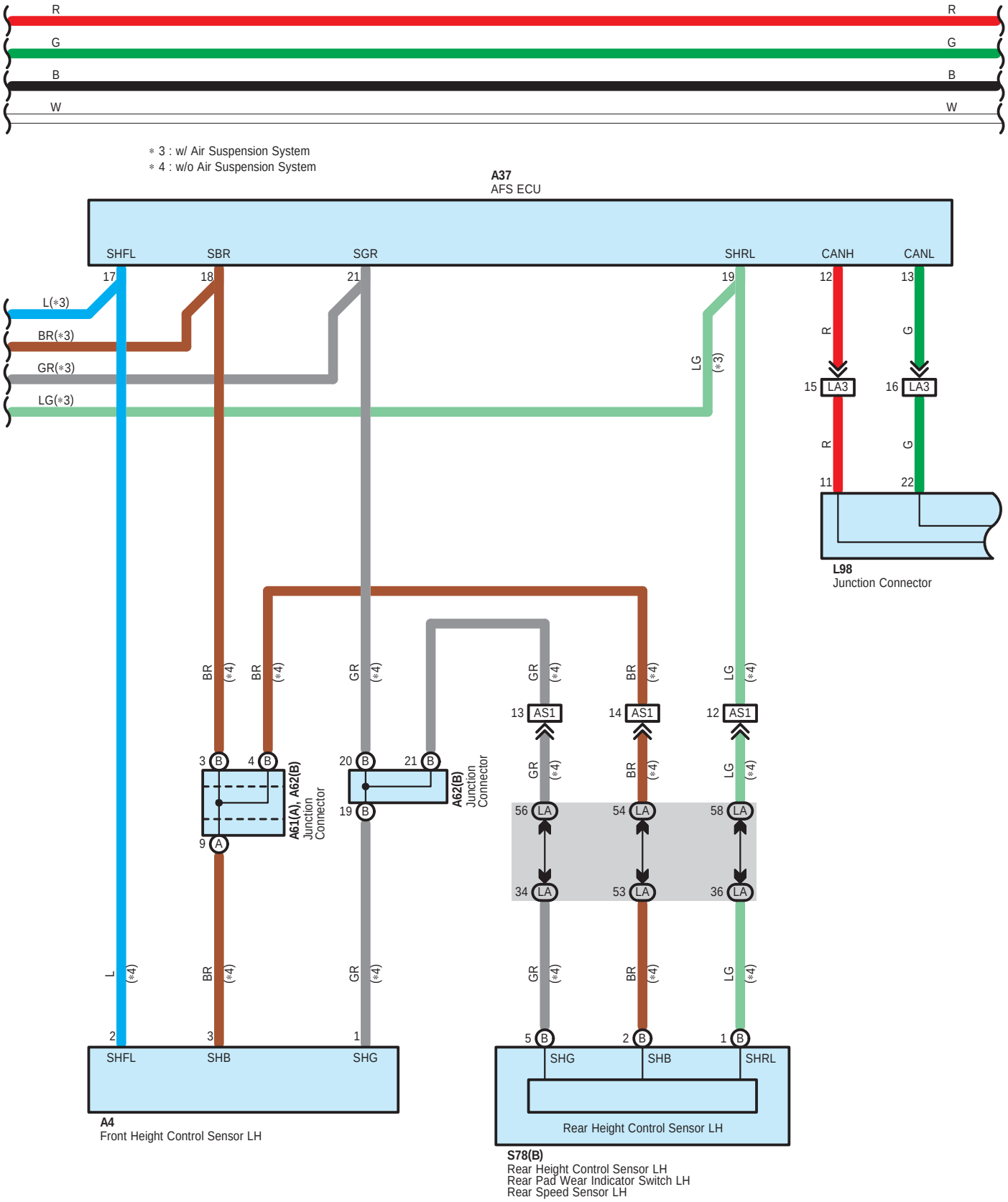
R
G
B
W
∗ 3 : w/ Air Suspension System
∗ 4 : w/o Air Suspension System
A37
AFS ECU
SHFL
SBR
SGR
SHRL
CANH
CANL
L(∗3)
BR(∗3)
GR(∗3)
LG(∗3)
LA3
L98
Junction Connector
AS1
A61(A), A62(B)
Junction Connector
A62(B)
Junction Connector
A4
Front Height Control Sensor LH
SHB
SHG
Rear Height Control Sensor LH
S78(B)
Rear Height Control Sensor LH
Rear Pad Wear Indicator Switch LH
Rear Speed Sensor LH

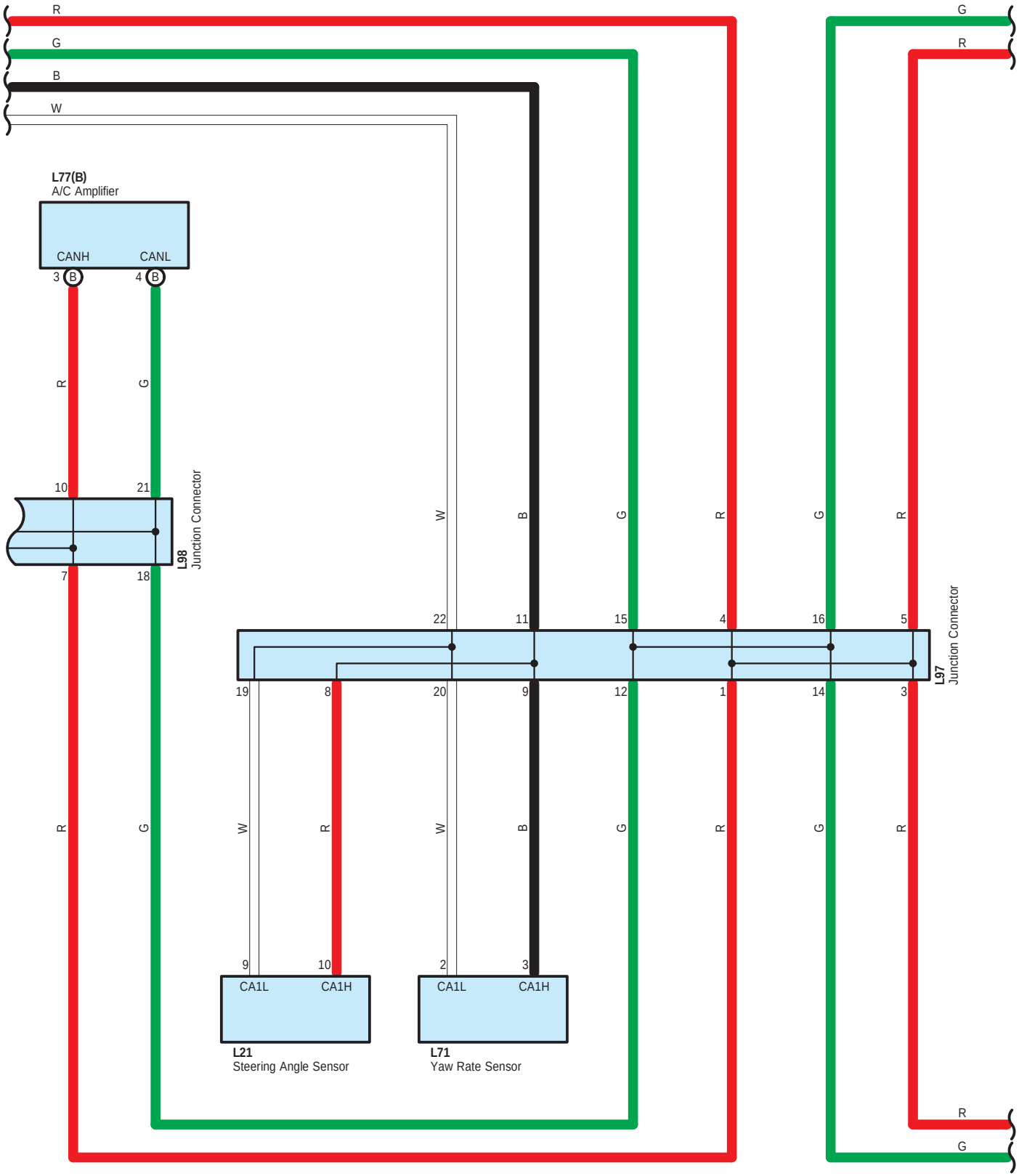
R
G
B
W
L77(B)
A/C Amplifier
CANH
CANL
3 B
4 B
R
G
10
21
7
18
L98
Junction Connector
W
B
G
R
G
R
22
11
15
4
16
5
19
8
20
9
12
1
14
3
L97
Junction Connector
R
G
W
R
W
B
G
R
G
R
9
10
2
3
CA1L
CA1H
CA1L
CA1H
L21
Steering Angle Sensor
L71
Yaw Rate Sensor
G
R
R
G

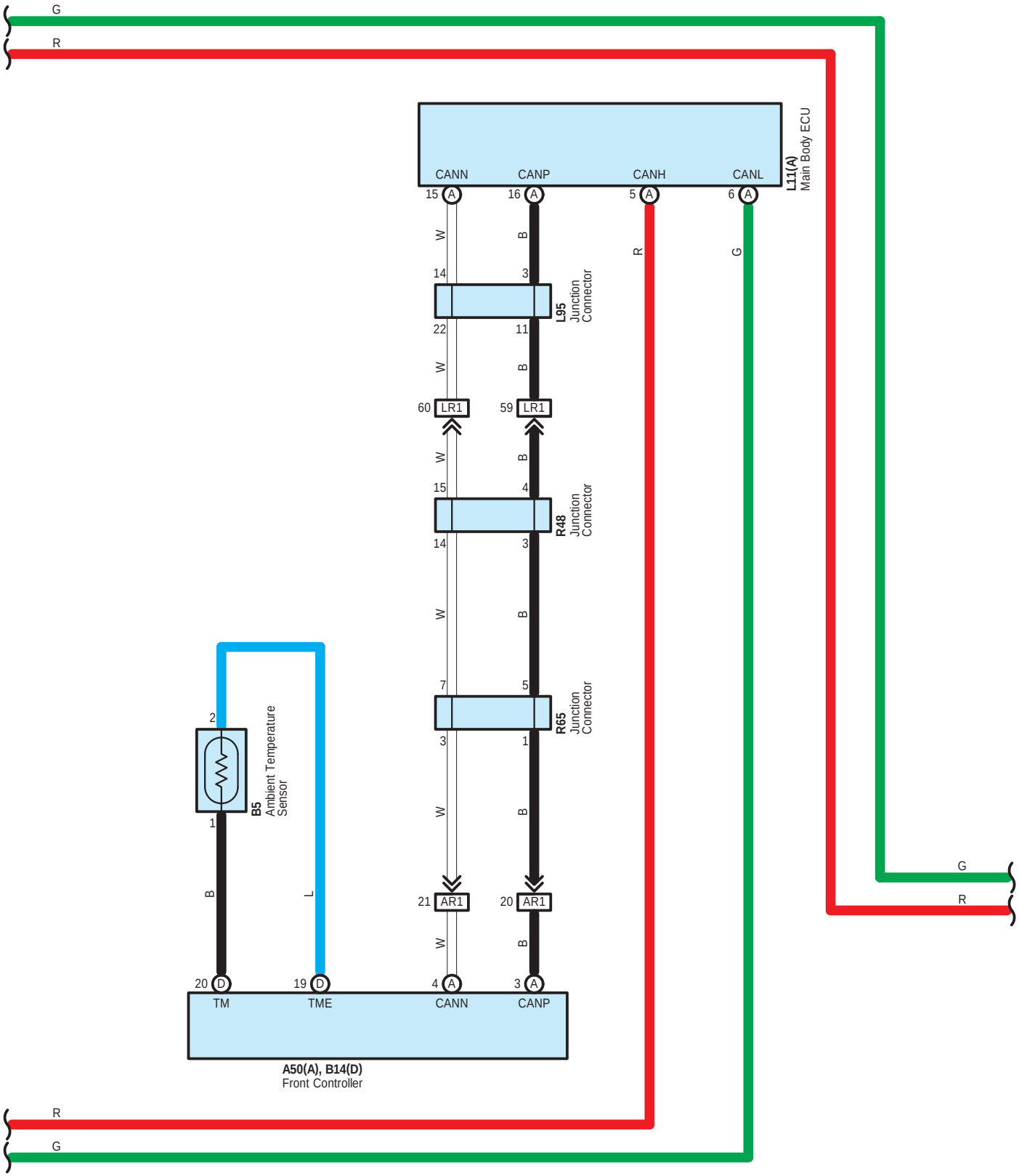
G
R
CANN
CANP
CANH
CANL
L11(A)
Main Body ECU
15 A
16 A
5 A
6 A
W
B
R
G
14
3
L95
Junction
Connector
22
11
60 LR1
59 LR1
15
4
R48
Junction
Connector
14
3
7
5
R65
Junction
Connector
3
1
2
B5
Ambient Temperature
Sensor
1
L
21 AR1
20 AR1
20 D
19 D
4 A
3 A
TM
TME
CANN
CANP
A50(A), B14(D)
Front Controller

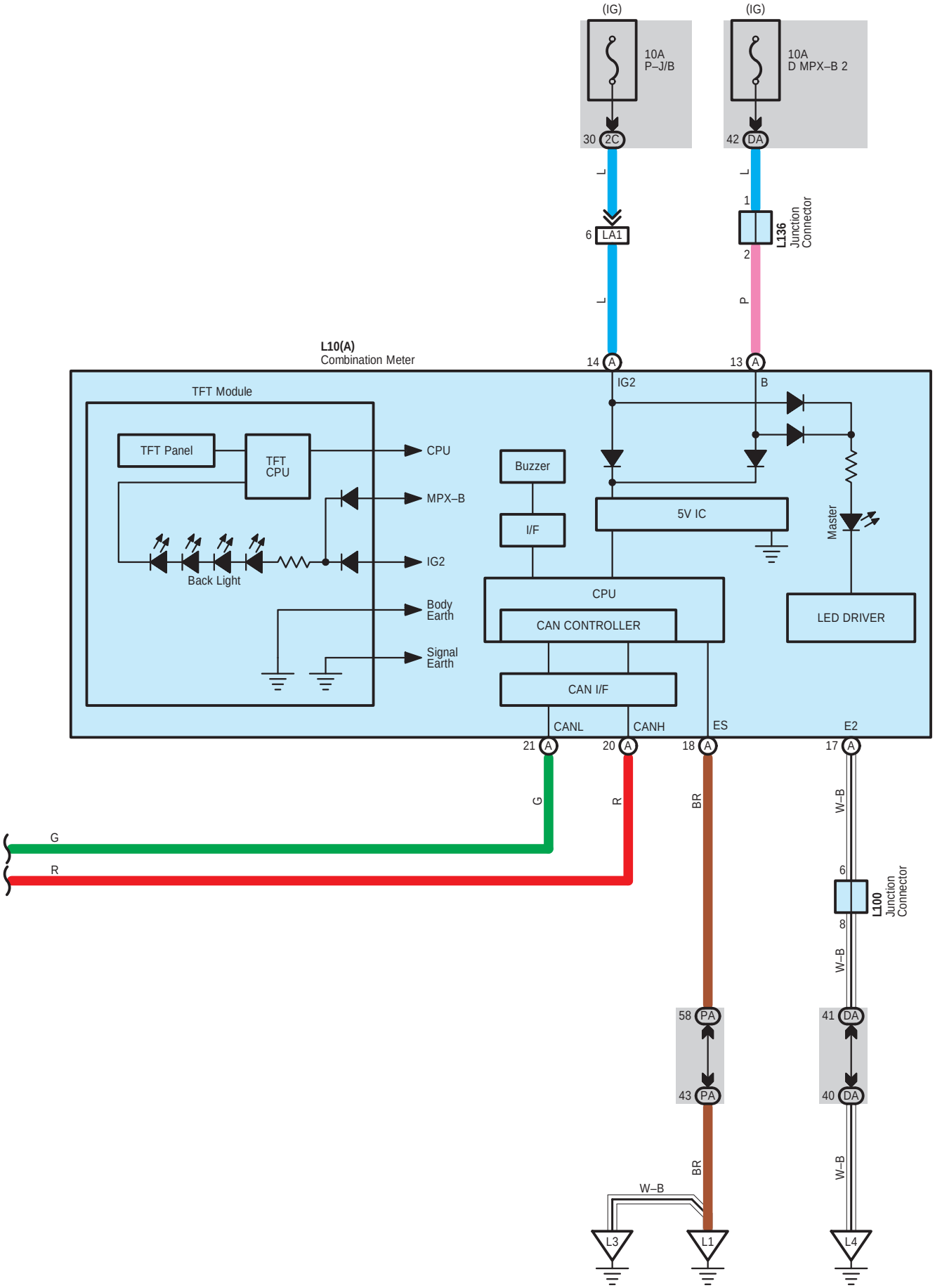
(IG)
10A
P–J/B
30 2C
(IG)
10A
D MPX–B 2
42 DA
L
6 LA1
L
1
L136
Junction
Connector
2
P
L10(A)
Combination Meter
14 A
13 A
IG2
B
TFT Module
TFT Panel
TFT
CPU
CPU
MPX–B
IG2
Back Light
Body
Earth
Signal
Earth
Buzzer
I/F
5V IC
Master
CPU
CAN CONTROLLER
LED DRIVER
CAN I/F
CANL
CANH
ES
E2
21 A
20 A
18 A
17 A
G
R
BR
W–B
G
R
6
L100
Junction
Connector
8
W–B
58 PA
41 DA
43 PA
40 DA
BR
W–B
W–B
L3
L1
L4

A 4
Black



A 13
White

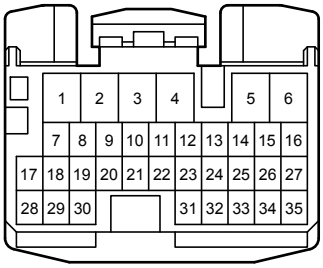

A 14
White

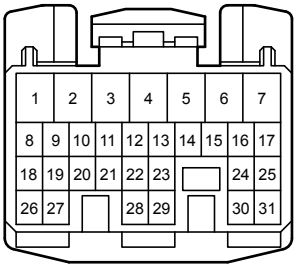

A 19
Black

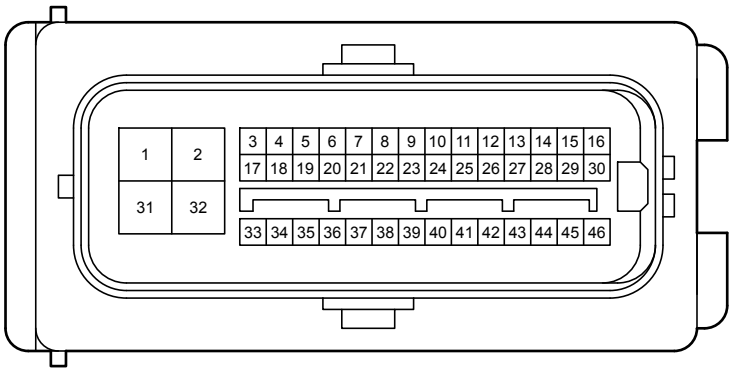

A 21
Gray

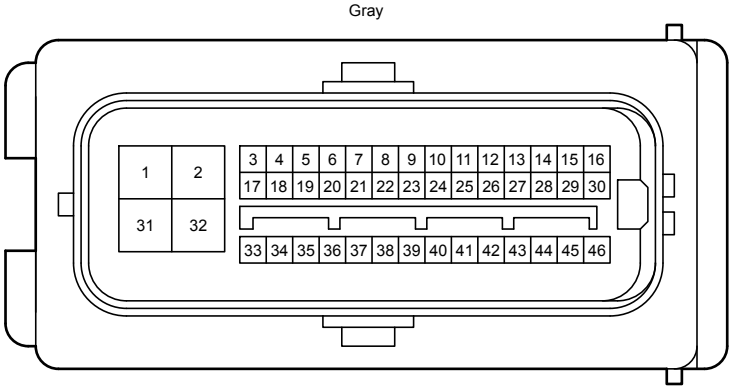

A 36
Black



A 37
White

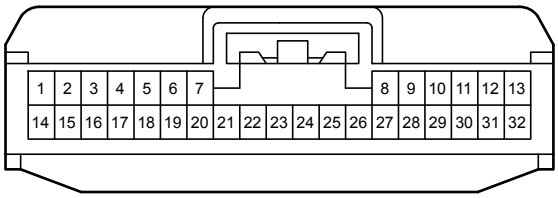

A 39
Black

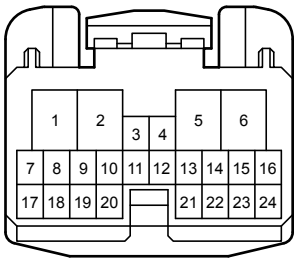

A 42
White



A 44
Black

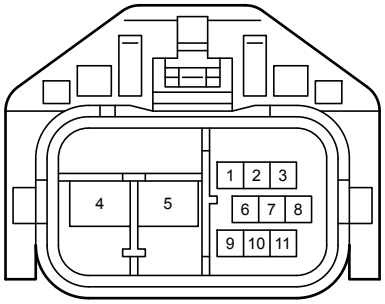

A 50
White

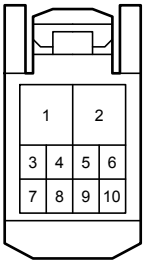

A 61
Black

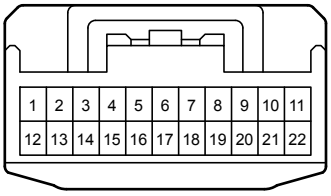

A 62
Blue

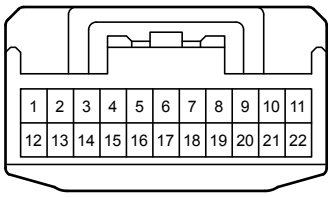

A 65
Gray

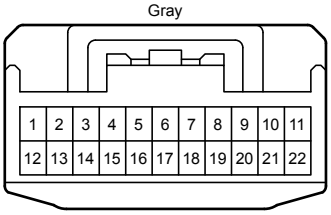

A 66
Black

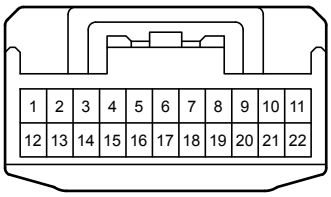

A 67
Black

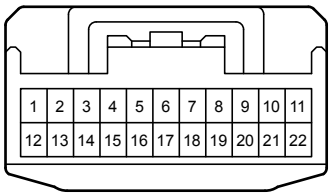

B 5
Black

B 14
White

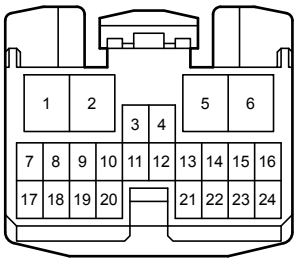

C 1
Black

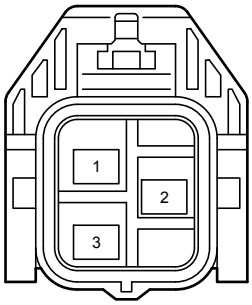

C 2
Black

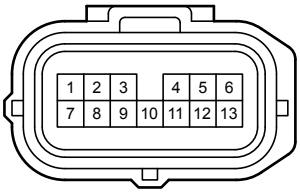

C 3
Gray

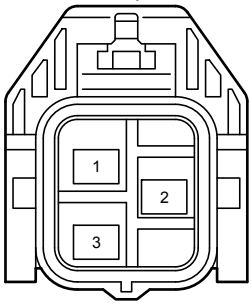

C 4
Gray

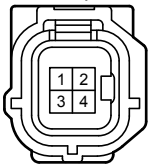

C 5
Gray

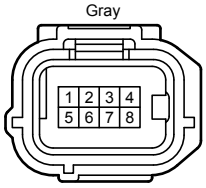

D 1
Black



D 2
Black



D 3
Black



D 4
Black



D 5
Black



D 6
Black



E 1
White

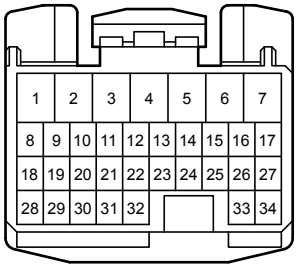

E 2
White

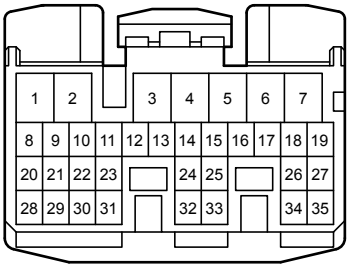

E 3
White

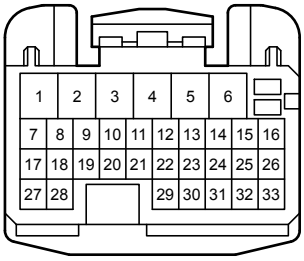

E 21
Black

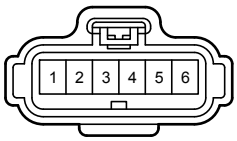

E 49
Gray

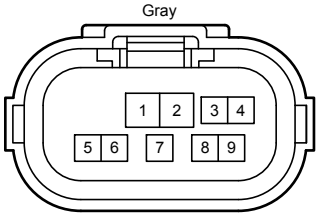

E 51
Blue



E 52
Black

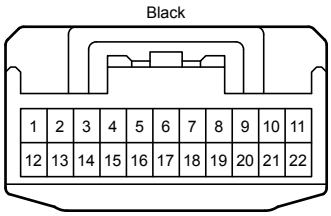

E 53
Black

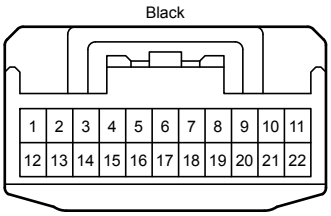

E 54
Black

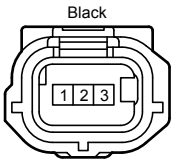

L 2
Blue



L 10
White

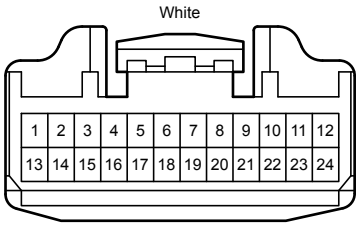

(Before Sep. 2008 Production)

L 10
Black

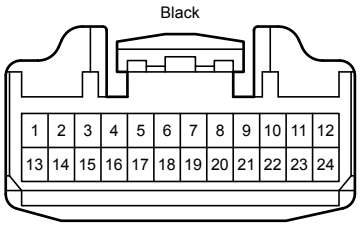

(From Sep. 2008 Production)

L 11
White

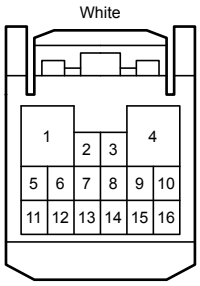

L 21
White

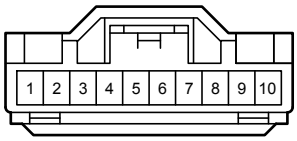

L 48
Black

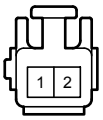

L 71
Black



L 77
White

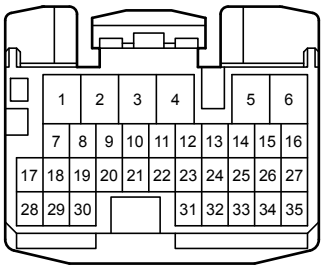

L 88
Black

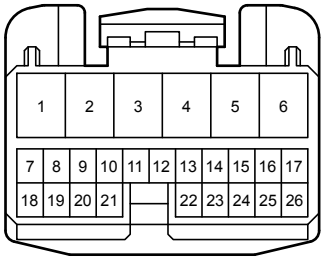

L 90
White

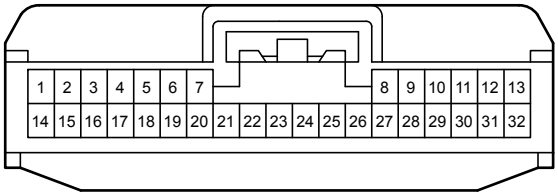

L 91
White

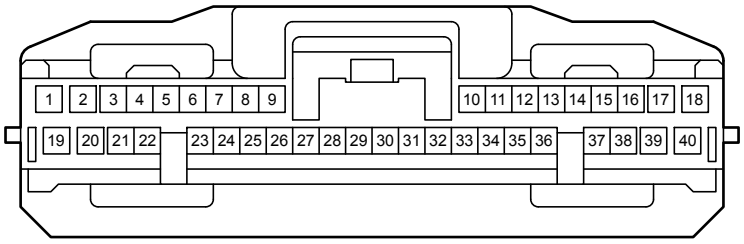

L 94
Black

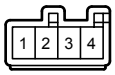

L 95
Gray

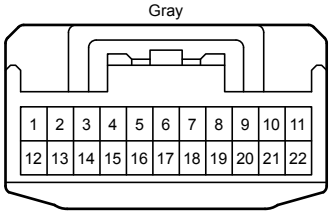

L 97
Black

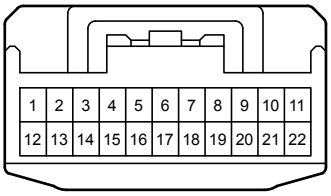

L 98
Gray

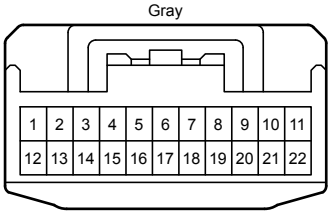

L100
Blue

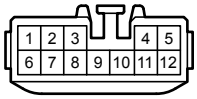

L114
White

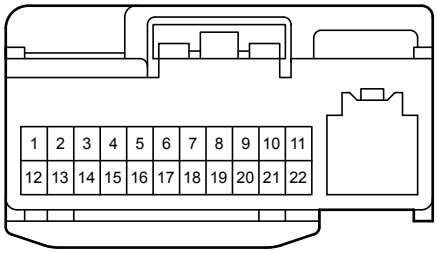

L120
Blue

L121
White

L136
Black

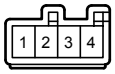

L139
White

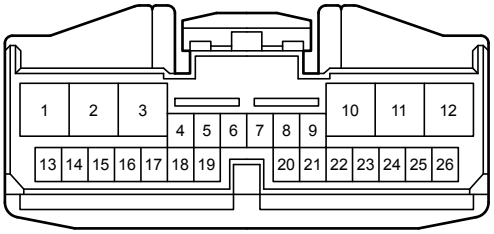

R 1
Black

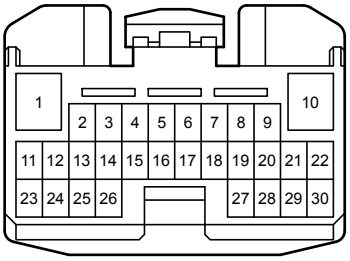

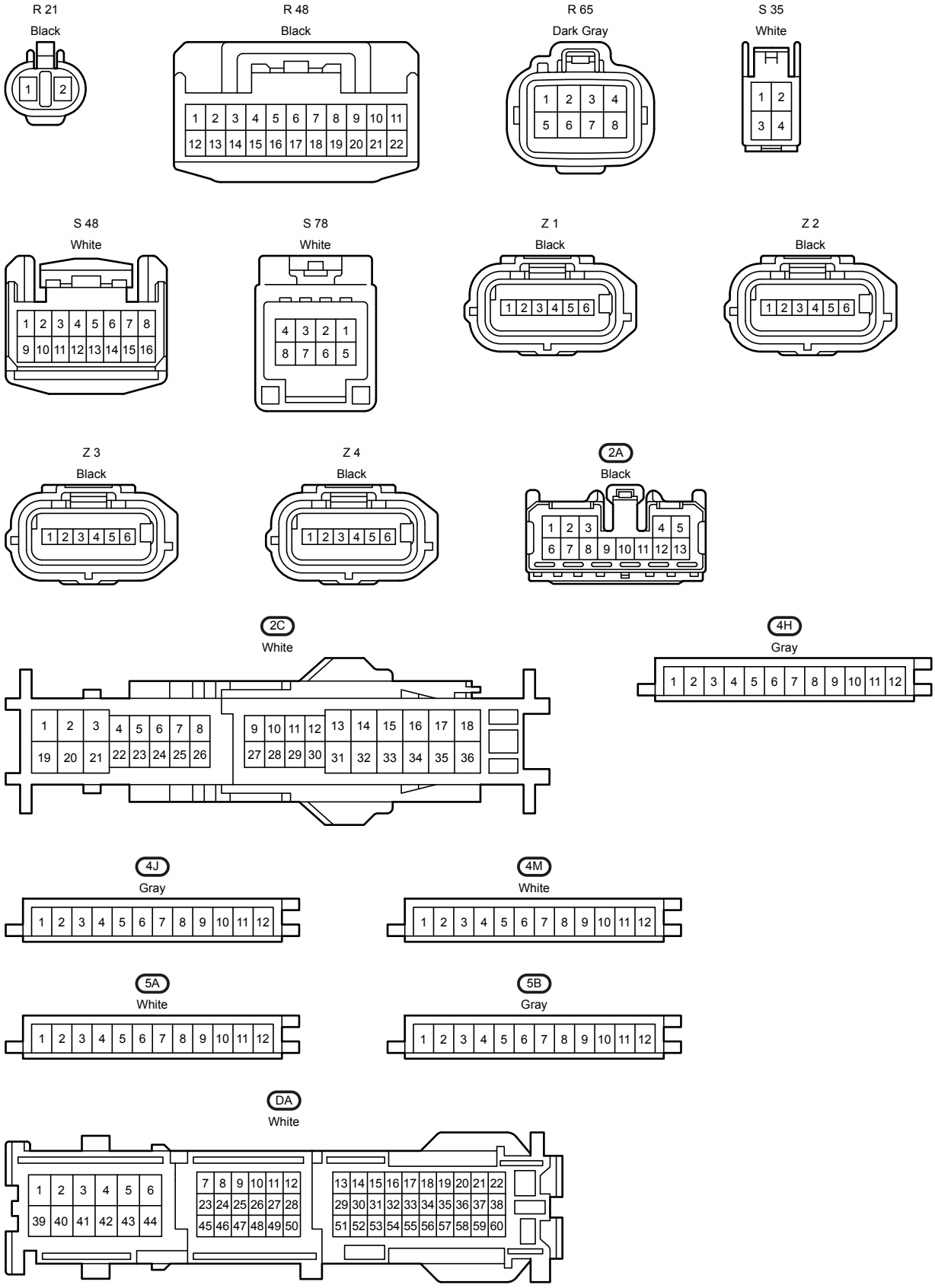
R 21
Black
R 48
Black
R 65
Dark Gray
S 35
White
S 48
White
S 78
White
Z 1
Black
Z 2
Black
Z 3
Black
Z 4
Black
2A
Black
2C
White
4H
Gray
4J
Gray
4M
White
5A
White
5B
Gray
DA
White

LA
White

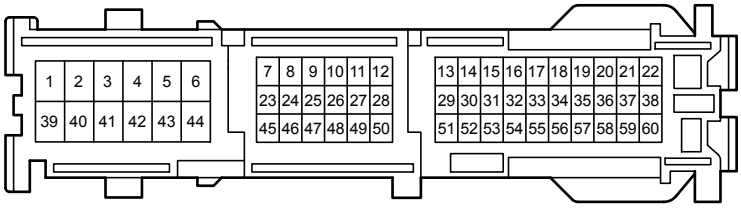

PA
White

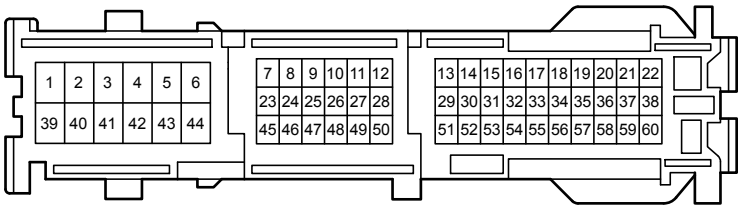

AD1
Black

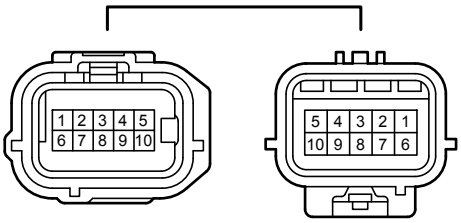

AR1
White

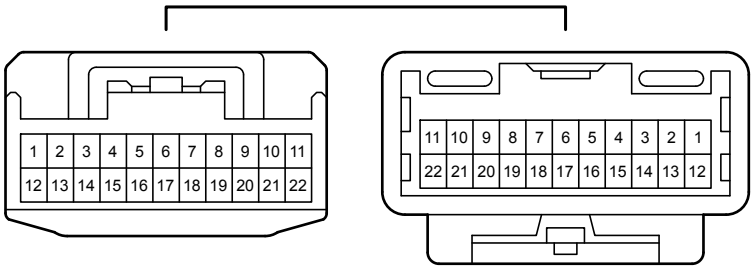

AS1
White

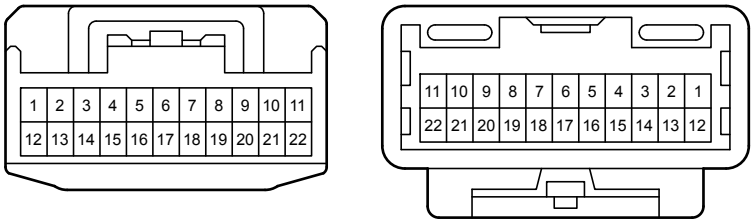

AS2
White

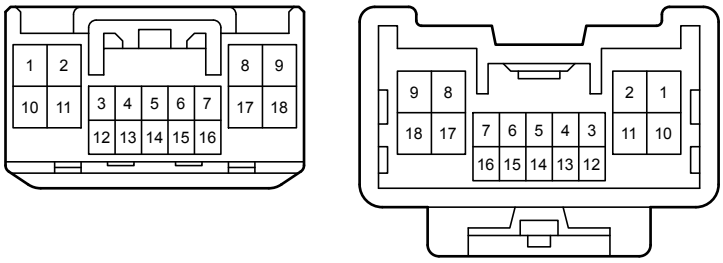

EA4
White

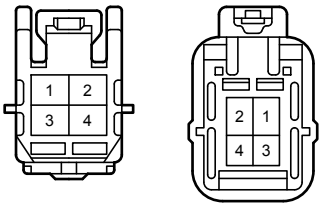

LA1
White

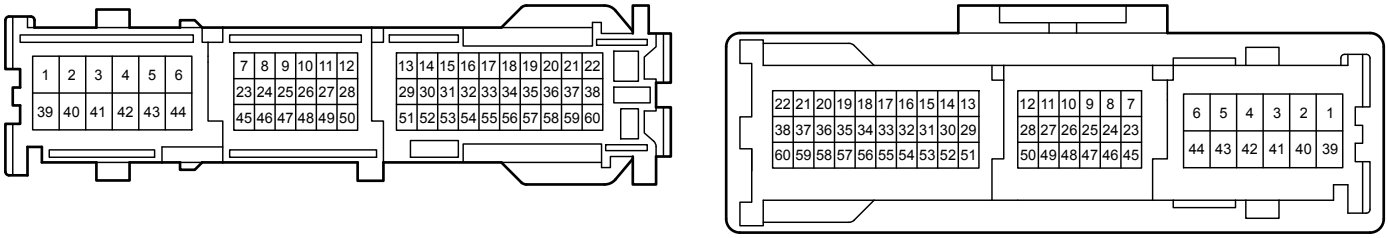

LA3
White

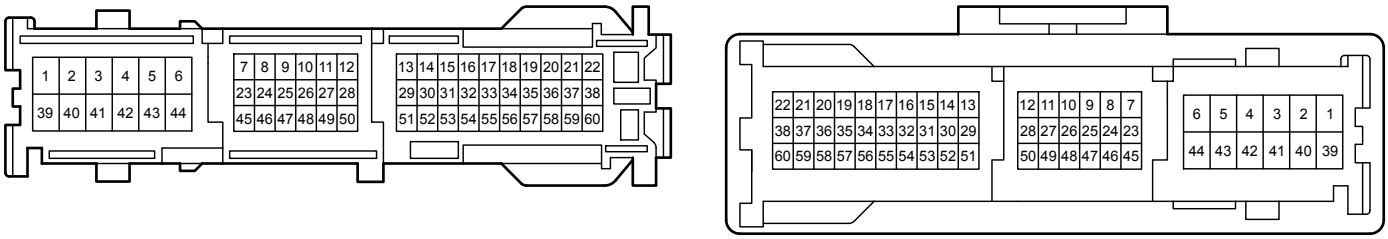

LR1
White

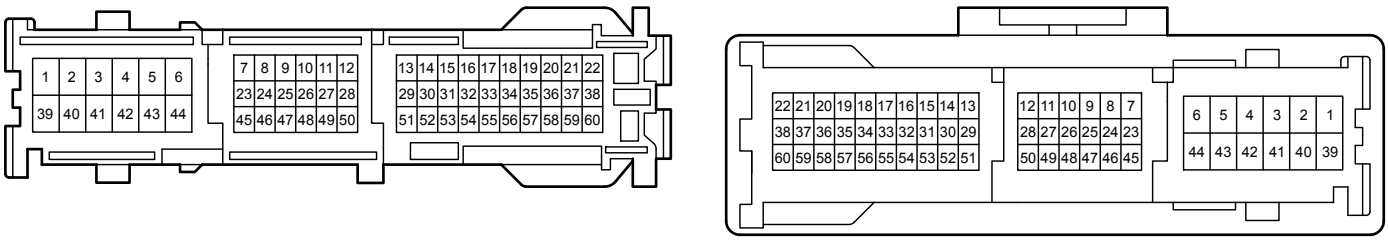

LS1
White

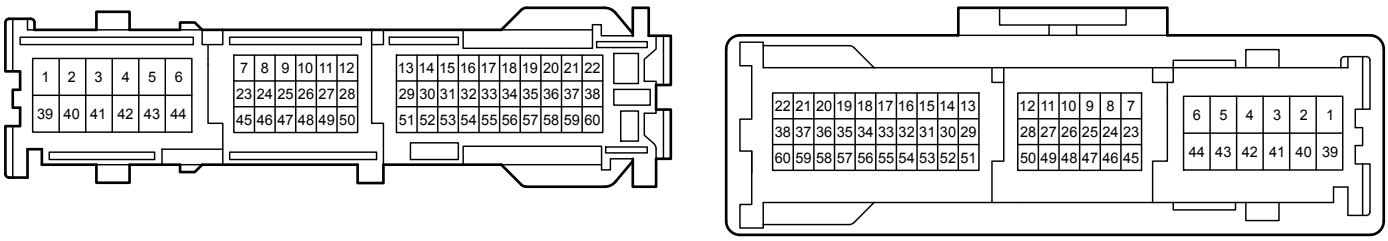

RL2
White

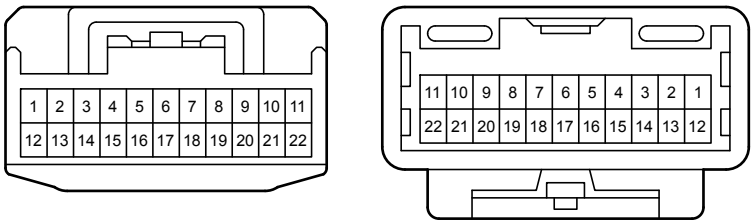

RS3
White

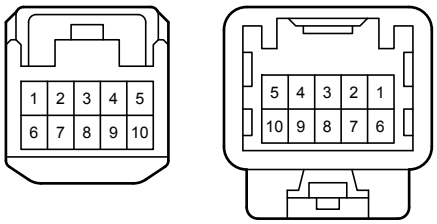

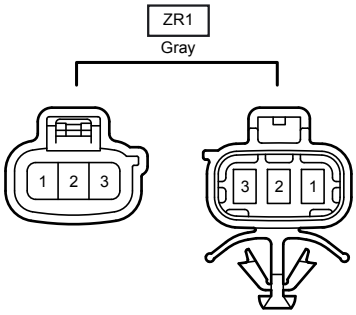
ZR1
Gray
1
2
3
3
2
1