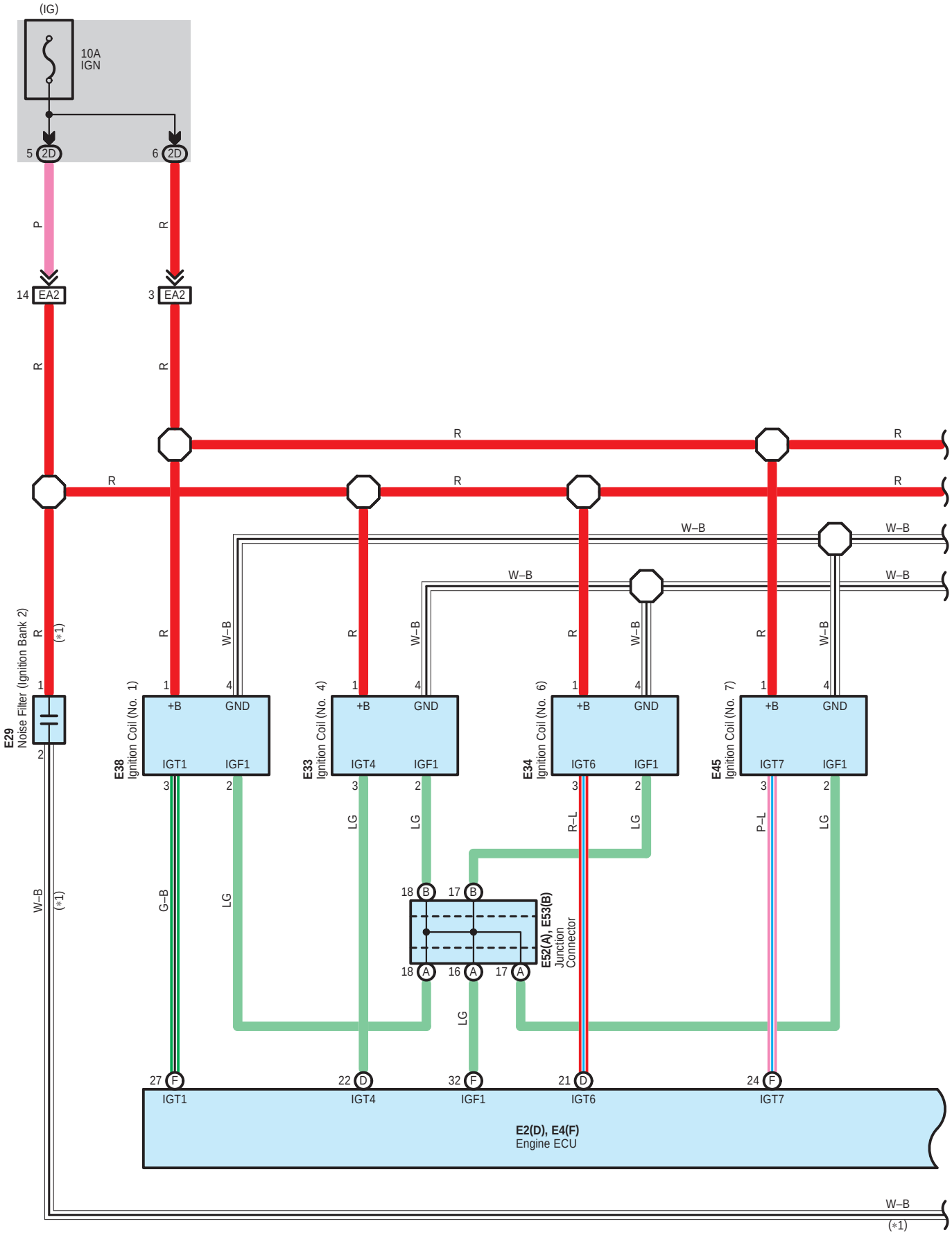
(IG)
10A
IGN
5 2D
6 2D
P
R
14 EA2
3 EA2
R
R
R
R
R
R
R
W–B
W–B
W–B
W–B
E29
Noise Filter (Ignition Bank 2)
R
(*1)
1
2
W–B
(*1)
E38
Ignition Coil (No. 1)
+B
GND
IGT1
IGF1
E33
Ignition Coil (No. 4)
IGT4
IGF1
E34
Ignition Coil (No. 6)
IGT6
IGF1
E45
Ignition Coil (No. 7)
IGT7
IGF1
G–B
LG
R–L
P–L
E52(A), E53(B)
Junction
Connector
27 F
IGT1
22 D
IGT4
32 F
IGF1
21 D
IGT6
24 F
IGT7
E2(D), E4(F)
Engine ECU
W–B
(*1)

＊1 : Before Sep. 2009 Production

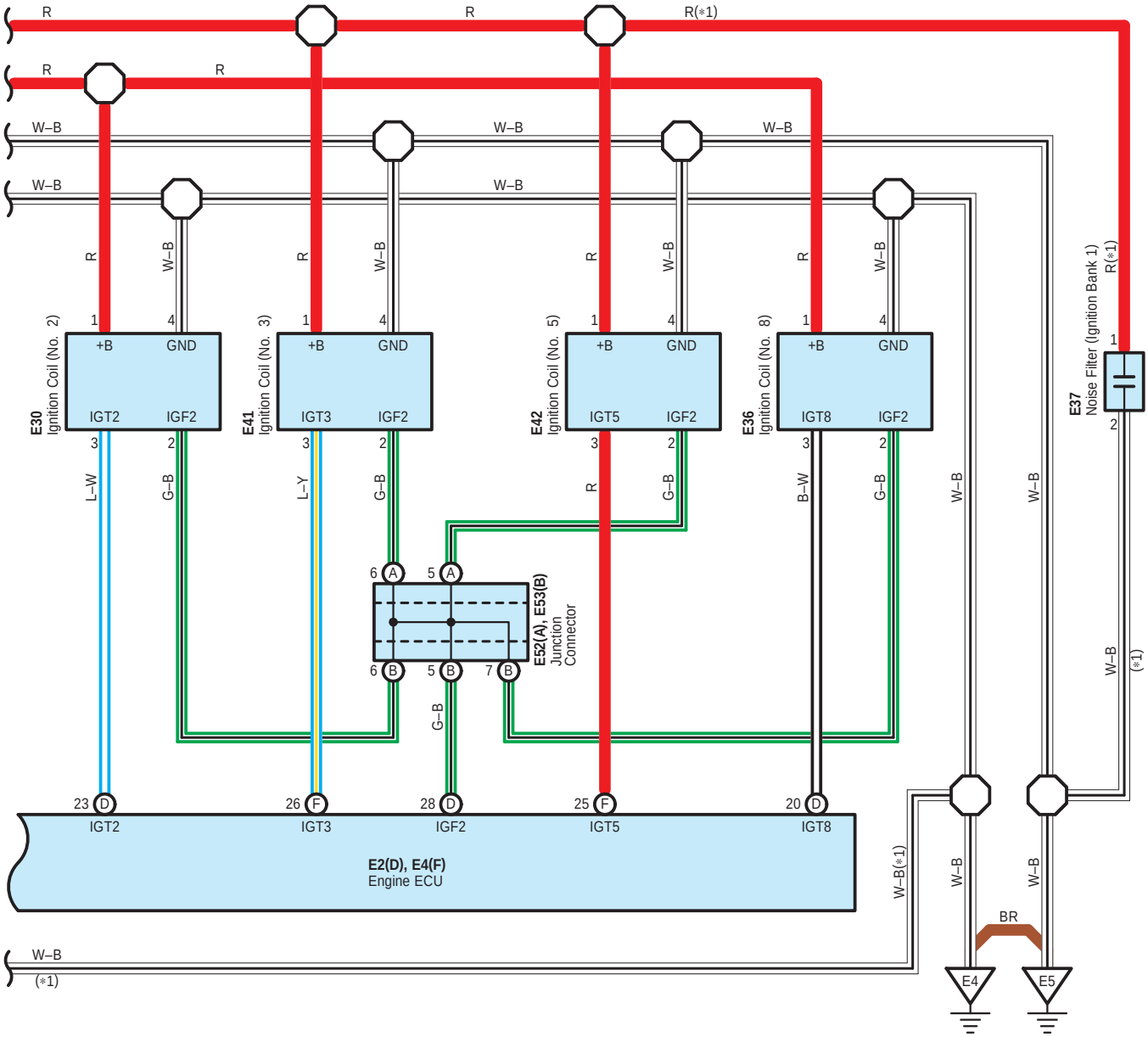

E 2
White

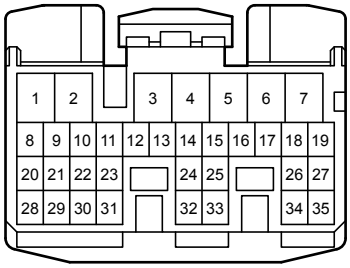

E 4
White

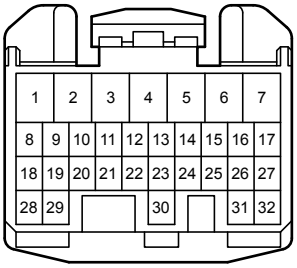

E 29
Gray



E 30
Gray

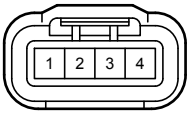

E 33
Black

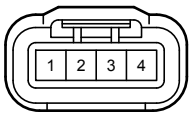

E 34
Gray

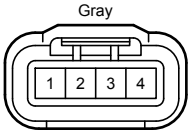

E 36
Black

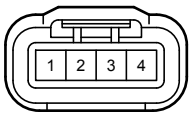

E 37
Gray

E 38
Gray

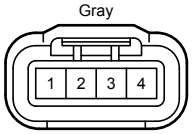

E 41
Black

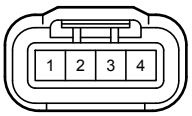

E 42
Gray

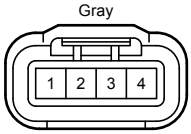

E 45
Black

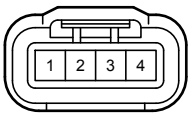

E 52
Black

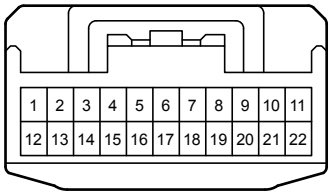

E 53
Black

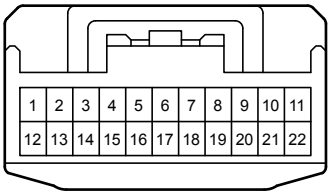

2D
Black


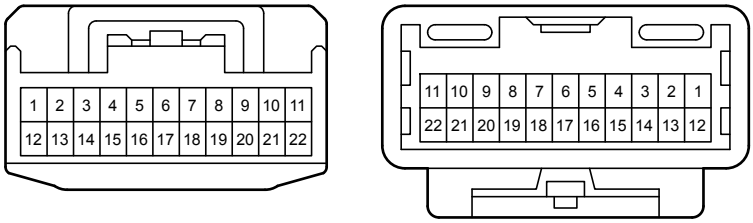
EA2
White