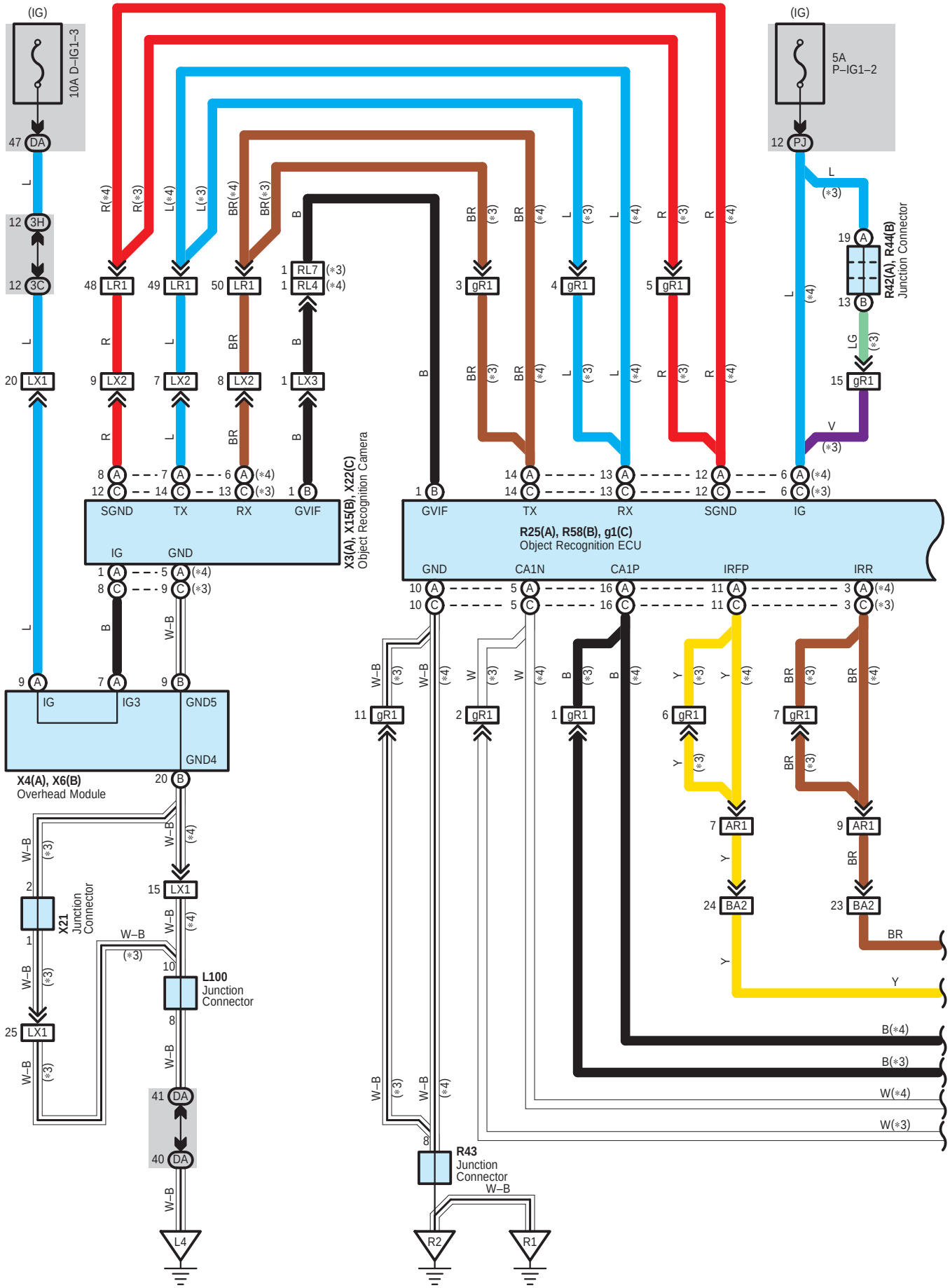
(IG)
10A D–IG1–3
47 DA
12 3H
12 3C
20 LX1
(IG)
5A
P–IG1–2
12 PJ
48 LR1
49 LR1
50 LR1
1 RL7 (*3)
1 RL4 (*4)
3 gR1
4 gR1
5 gR1
19 A
13 B
R42(A), R44(B)
Junction Connector
15 gR1
9 LX2
7 LX2
8 LX2
1 LX3
8 A
12 C
7 A
14 C
6 A (*4)
13 C (*3)
1 B
SGND
TX
RX
GVIF
X3(A), X15(B), X22(C)
Object Recognition Camera
14 A
14 C
13 A
13 C
12 A
12 C
6 A (*4)
6 C (*3)
1 B
GVIF
TX
RX
SGND
IG
R25(A), R58(B), g1(C)
Object Recognition ECU
IG
GND
1 A
8 C
5 A (*4)
9 C (*3)
GND
CA1N
CA1P
IRFP
IRR
10 A
10 C
5 A
5 C
16 A
16 C
11 A
11 C
3 A (*4)
3 C (*3)
9 A
7 A
9 B
IG
IG3
GND5
GND4
X4(A), X6(B)
Overhead Module
20 B
11 gR1
2 gR1
1 gR1
6 gR1
7 gR1
7 AR1
9 AR1
24 BA2
23 BA2
2
X21
Junction
Connector
1
15 LX1
10
L100
Junction
Connector
8
25 LX1
41 DA
40 DA
L4
R43
Junction
Connector
R2
R1
B(*4)
B(*3)
W(*4)
W(*3)

∗ 1 : From Sep. 2008 Production
∗ 2 : Before Sep. 2008 Production
∗ 3 : From Sep. 2009 Production
∗ 4 : Before Sep. 2009 Production
∗ 5 : From Sep. 2008 Production until Sep. 2009 Production

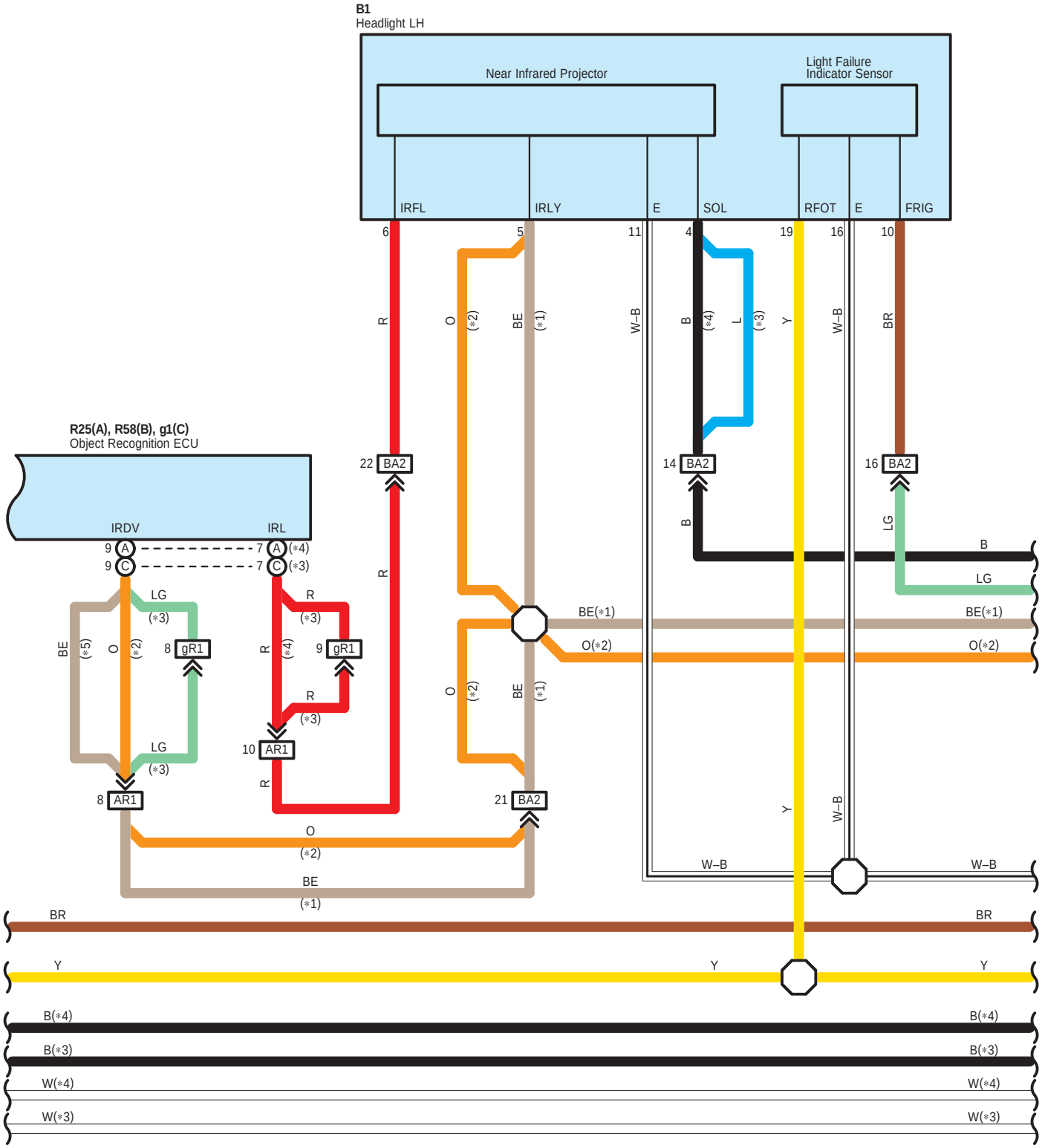

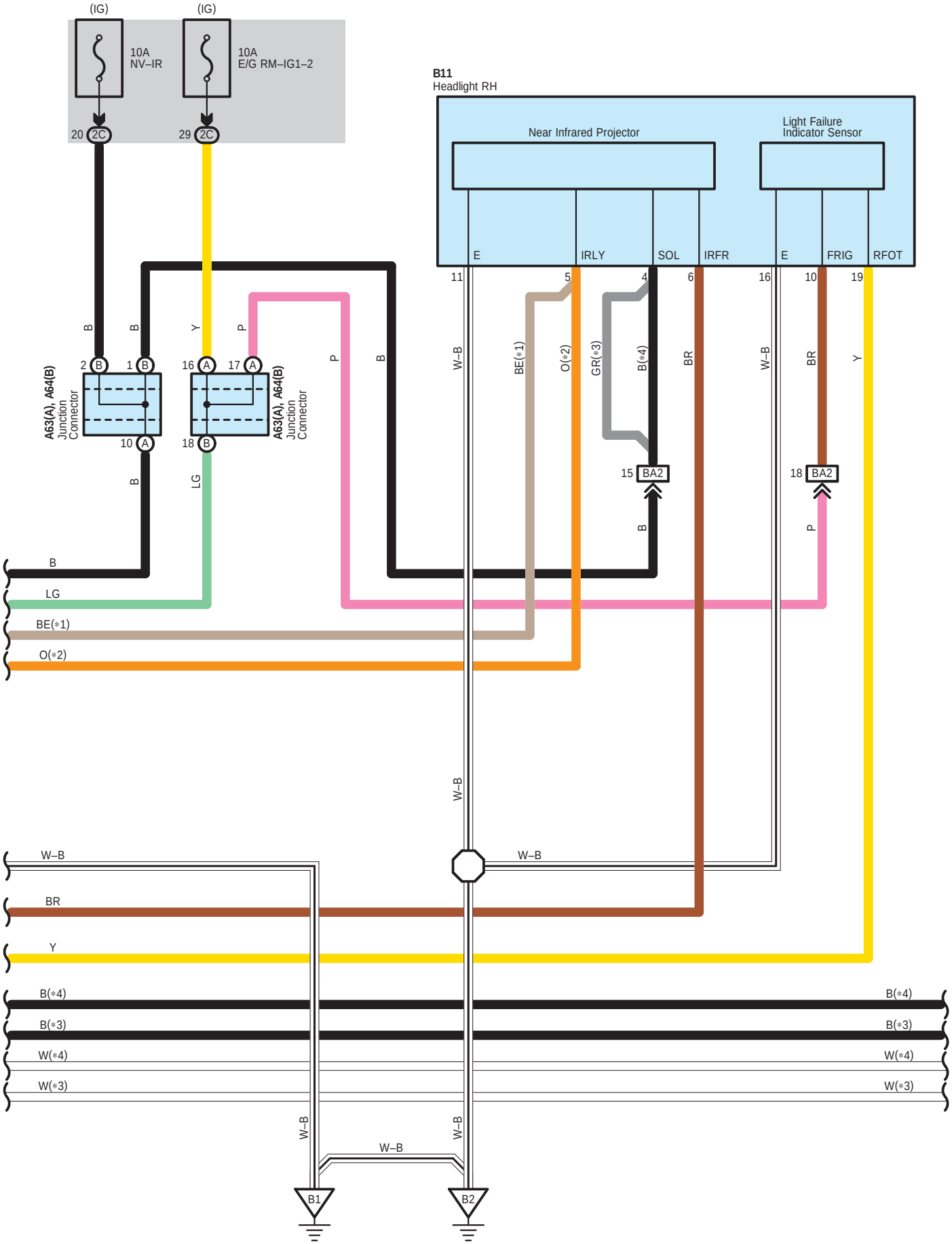
(IG)
(IG)
10A
NV–IR
10A
E/G RM–IG1–2
20 2C
29 2C
B11
Headlight RH
Near Infrared Projector
Light Failure
Indicator Sensor
E
IRLY
SOL
IRFR
E
FRIG
RFOT
11
5
4
6
16
10
19
B
B
Y
P
P
B
W–B
BE(∗1)
O(∗2)
GR(∗3)
B(∗4)
BR
W–B
BR
Y
2 B
1 B
16 A
17 A
10 A
18 B
A63(A), A64(B)
Junction
Connector
A63(A), A64(B)
Junction
Connector
B
LG
15 BA2
18 BA2
B
P
B
LG
BE(∗1)
O(∗2)
W–B
W–B
W–B
BR
Y
B(∗4)
B(∗3)
W(∗4)
W(∗3)
B(∗4)
B(∗3)
W(∗4)
W(∗3)
W–B
W–B
W–B
B1
B2

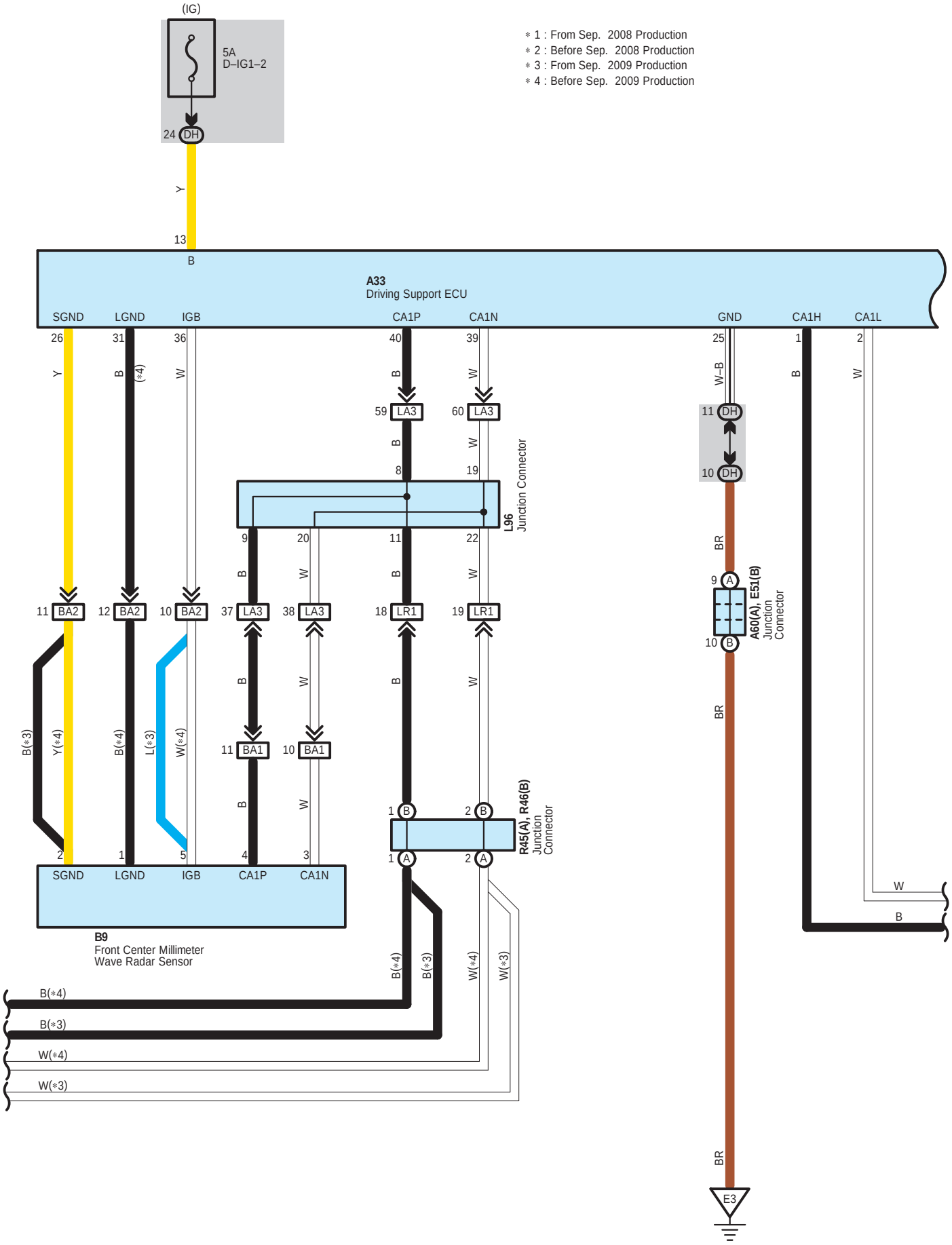
(IG)
5A
D–IG1–2
24 DH
Y
13
B
∗ 1 : From Sep. 2008 Production
∗ 2 : Before Sep. 2008 Production
∗ 3 : From Sep. 2009 Production
∗ 4 : Before Sep. 2009 Production
A33
Driving Support ECU
SGND
LGND
IGB
CA1P
CA1N
GND
CA1H
CA1L
26
31
36
40
39
25
1
2
Y
B
(∗4)
W
B
W
W–B
B
W
59 LA3
60 LA3
11 DH
10 DH
8
19
L96
Junction Connector
9
20
11
22
BR
9 A
A60(A), E51(B)
Junction
Connector
10 B
11 BA2
12 BA2
10 BA2
37 LA3
38 LA3
18 LR1
19 LR1
B(∗3)
Y(∗4)
B(∗4)
L(∗3)
W(∗4)
11 BA1
10 BA1
1 B
2 B
R45(A), R46(B)
Junction
Connector
1 A
2 A
2
1
5
4
3
SGND
LGND
IGB
CA1P
CA1N
B9
Front Center Millimeter
Wave Radar Sensor
B(∗4)
B(∗3)
W(∗4)
W(∗3)
W
B
BR
E3

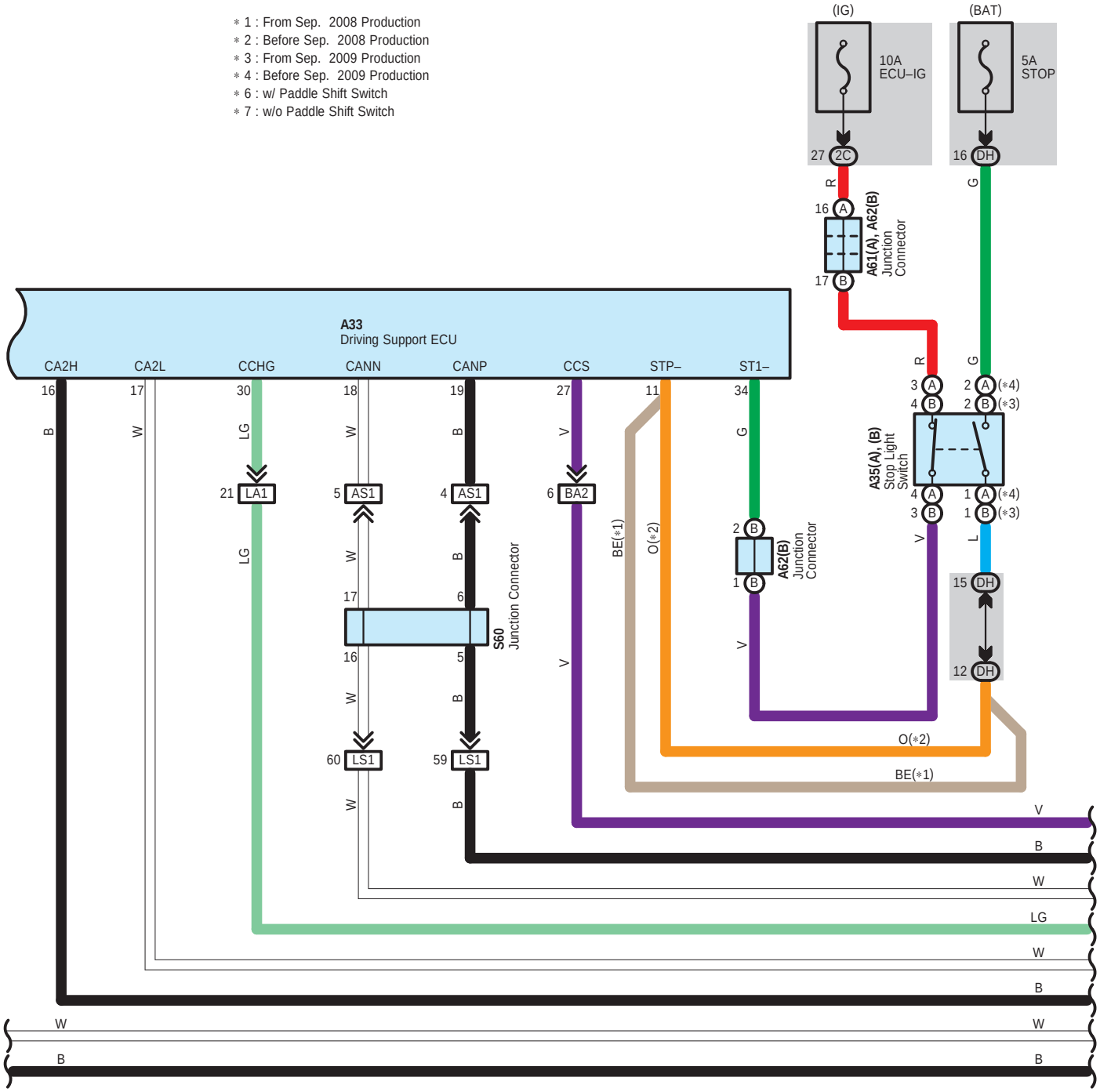
∗1 : From Sep. 2008 Production
∗2 : Before Sep. 2008 Production
∗3 : From Sep. 2009 Production
∗4 : Before Sep. 2009 Production
∗6 : w/ Paddle Shift Switch
∗7 : w/o Paddle Shift Switch
(IG)
10A
ECU–IG
(BAT)
5A
STOP
27 2C
16 DH
A61(A), A62(B)
Junction
Connector
A33
Driving Support ECU
CA2H
CA2L
CCHG
CANN
CANP
CCS
STP–
ST1–
LA1
AS1
BA2
LS1
S60
Junction Connector
A62(B)
Junction
Connector
A35(A), (B)
Stop Light
Switch
BE(∗1)
O(∗2)

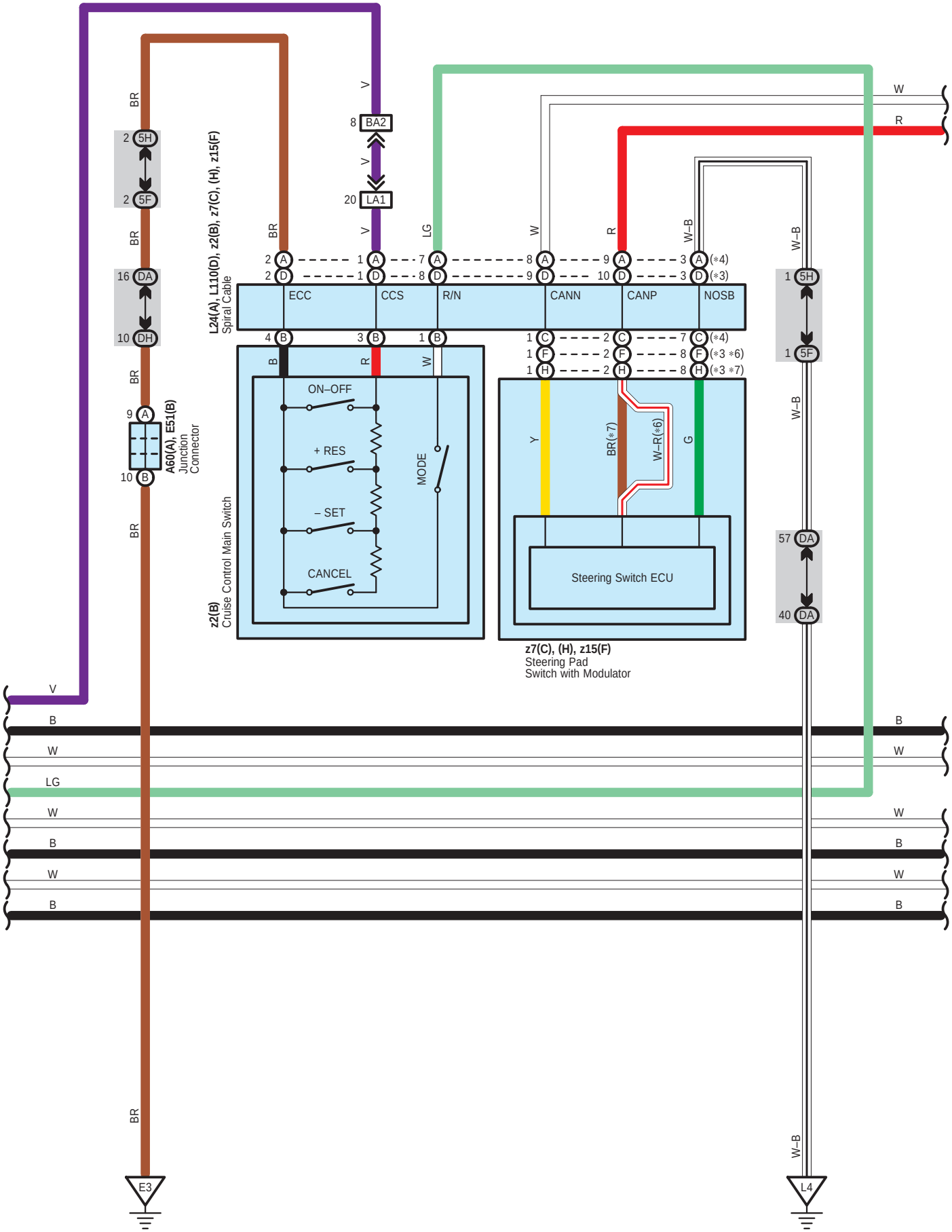

L24(A), L110(D), z2(B), z7(C), (H), z15(F)
Spiral Cable
ECC
CCS
R/N
CANN
CANP
NOSB
A60(A), E51(B)
Junction
Connector
z2(B)
Cruise Control Main Switch
ON–OFF
+ RES
– SET
CANCEL
MODE
Steering Switch ECU
z7(C), (H), z15(F)
Steering Pad
Switch with Modulator
BA2
LA1
E3
L4

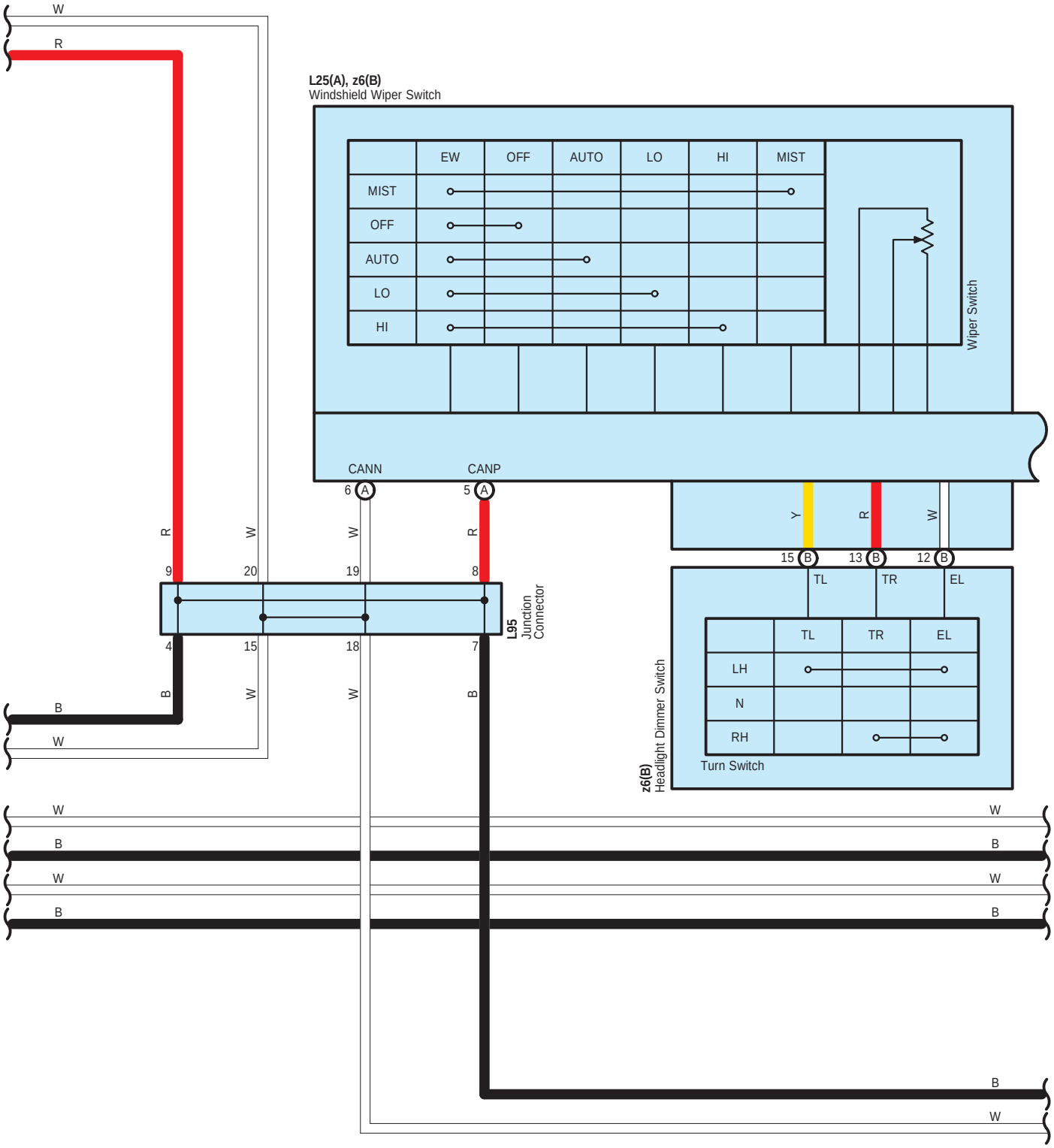
W
R
L25(A), z6(B)
Windshield Wiper Switch
EW
OFF
AUTO
LO
HI
MIST
MIST
OFF
AUTO
LO
HI
Wiper Switch
CANN
CANP
6 A
5 A
R
W
W
R
9
20
19
8
L95
Junction
Connector
4
15
18
7
B
W
W
B
B
W
Y
R
W
15 B
13 B
12 B
TL
TR
EL
TL
TR
EL
LH
N
RH
Turn Switch
z6(B)
Headlight Dimmer Switch
W
B
W
B
W
B
W
B
B
W

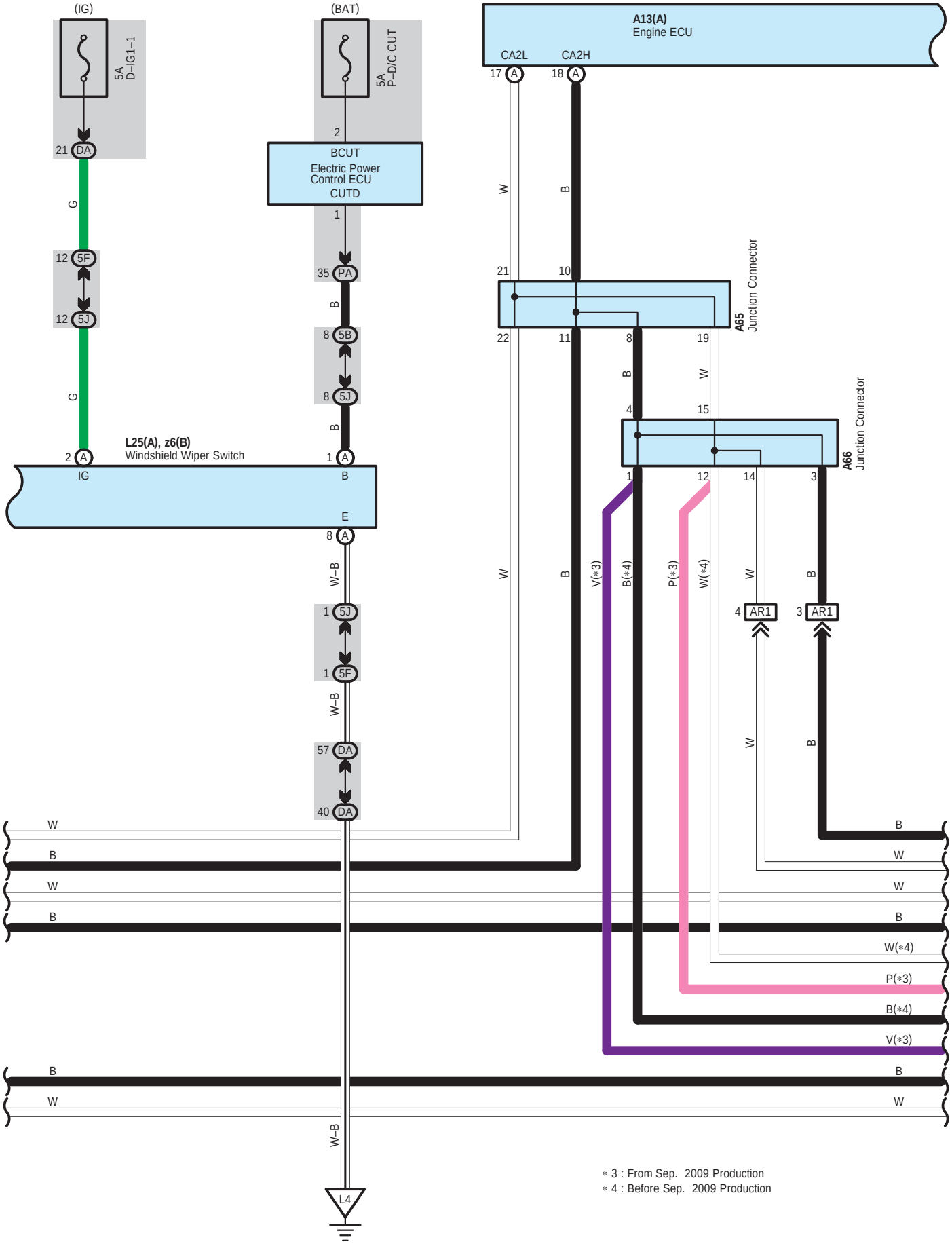

∗ 3 : From Sep. 2009 Production
∗ 4 : Before Sep. 2009 Production

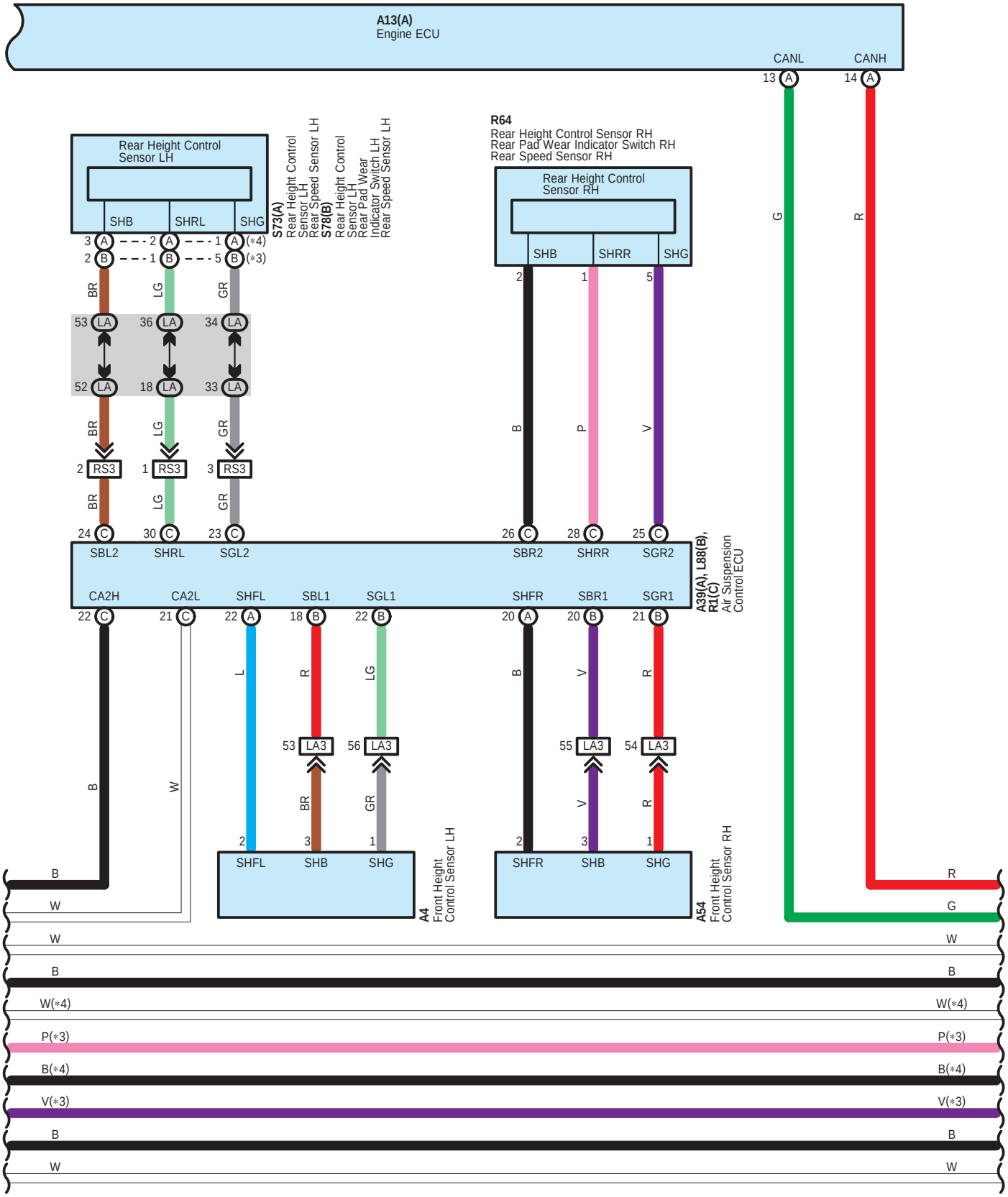
A13(A)
Engine ECU
CANL
CANH
13
14
Rear Height Control Sensor LH
SHB
SHRL
SHG
S73(A)
Rear Height Control Sensor LH
Rear Speed Sensor LH
S78(B)
Rear Height Control Sensor LH
Rear Pad Wear Indicator Switch LH
Rear Speed Sensor LH
R64
Rear Height Control Sensor RH
Rear Pad Wear Indicator Switch RH
Rear Speed Sensor RH
Rear Height Control Sensor RH
SHB
SHRR
SHG
RS3
SBL2
SHRL
SGL2
SBR2
SHRR
SGR2
A39(A), L88(B), R1(C)
Air Suspension Control ECU
CA2H
CA2L
SHFL
SBL1
SGL1
SHFR
SBR1
SGR1
LA3
A4
Front Height Control Sensor LH
A54
Front Height Control Sensor RH
SHFL
SHB
SHG
SHFR
SHB
SHG
G
R
B
W
W(*4)
P(*3)
B(*4)
V(*3)
B
W

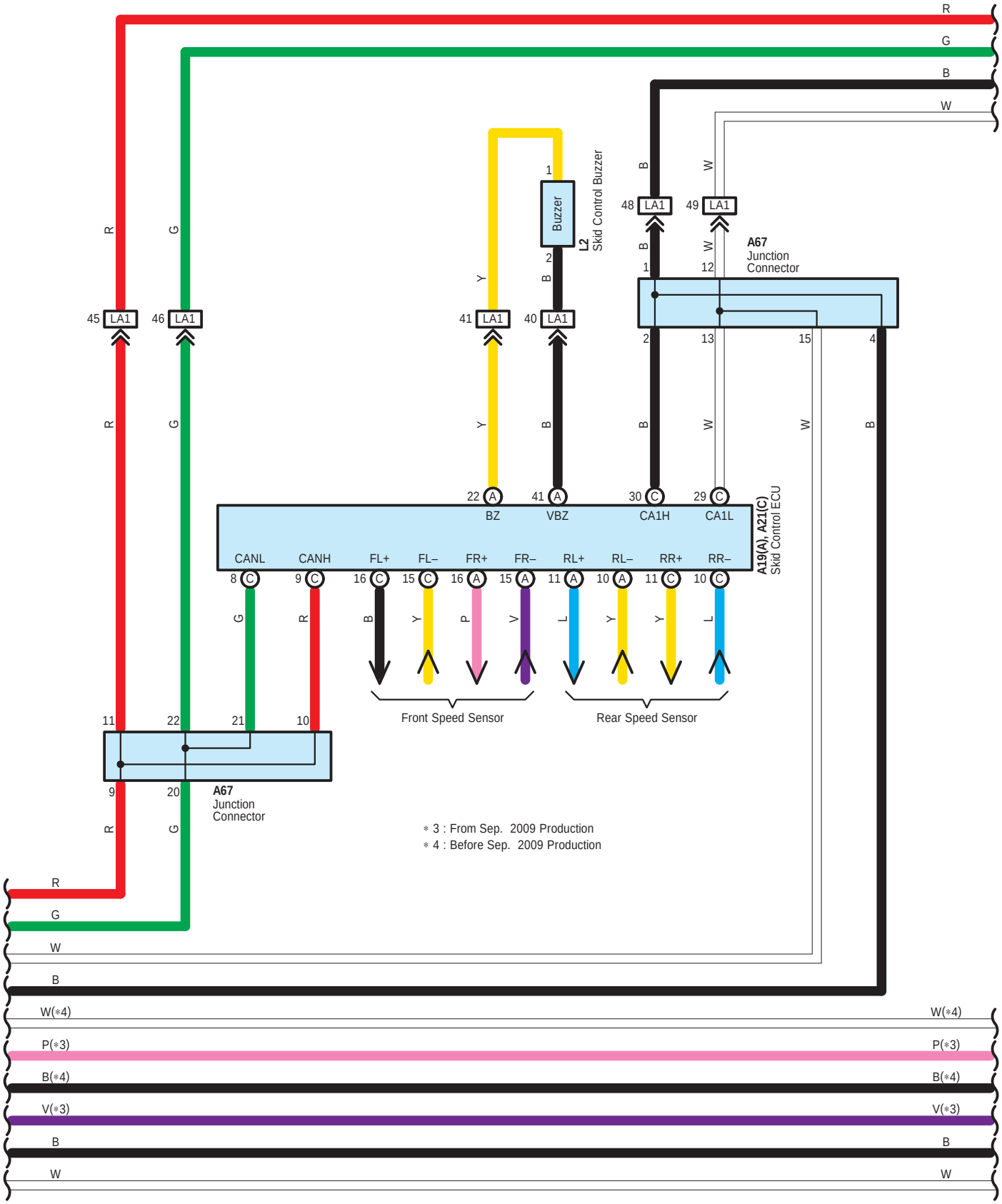
R
G
B
W
Buzzer
L2
Skid Control Buzzer
48 LA1
49 LA1
A67
Junction
Connector
45 LA1
46 LA1
41 LA1
40 LA1
22 A BZ
41 A VBZ
30 C CA1H
29 C CA1L
A19(A), A21(C)
Skid Control ECU
CANL
CANH
FL+
FL–
FR+
FR–
RL+
RL–
RR+
RR–
8 C
9 C
16 C
15 C
16 A
15 A
11 A
10 A
11 C
10 C
Front Speed Sensor
Rear Speed Sensor
A67
Junction
Connector
∗ 3 : From Sep. 2009 Production
∗ 4 : Before Sep. 2009 Production
W(∗4)
P(∗3)
B(∗4)
V(∗3)

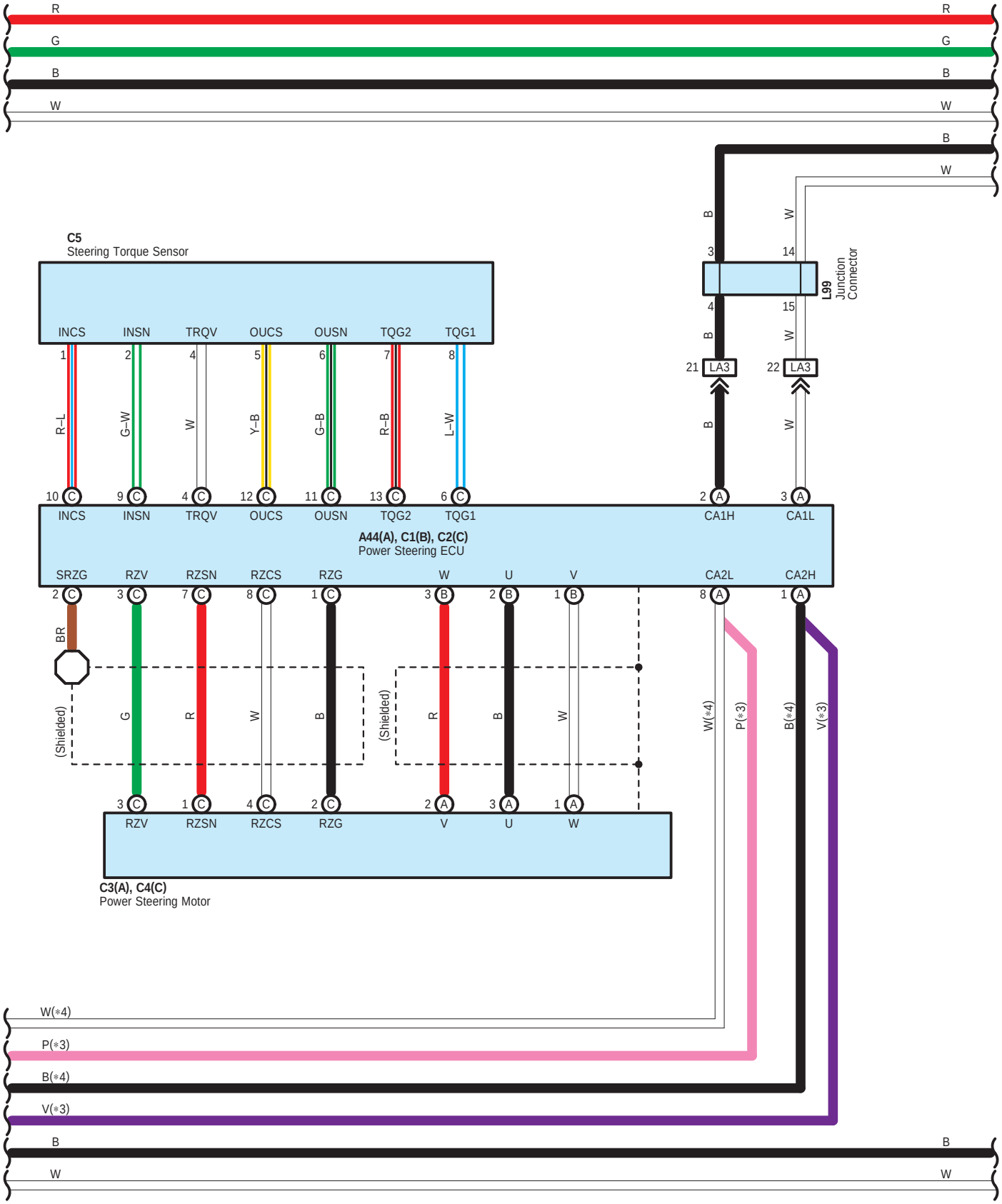
R
G
B
W
C5
Steering Torque Sensor
INCS
INSN
TRQV
OUCS
OUSN
TQG2
TQG1
R–L
G–W
W
Y–B
G–B
R–B
L–W
L99
Junction Connector
LA3
A44(A), C1(B), C2(C)
Power Steering ECU
CA1H
CA1L
SRZG
RZV
RZSN
RZCS
RZG
CA2L
CA2H
BR
(Shielded)
C3(A), C4(C)
Power Steering Motor
W(*4)
P(*3)
B(*4)
V(*3)

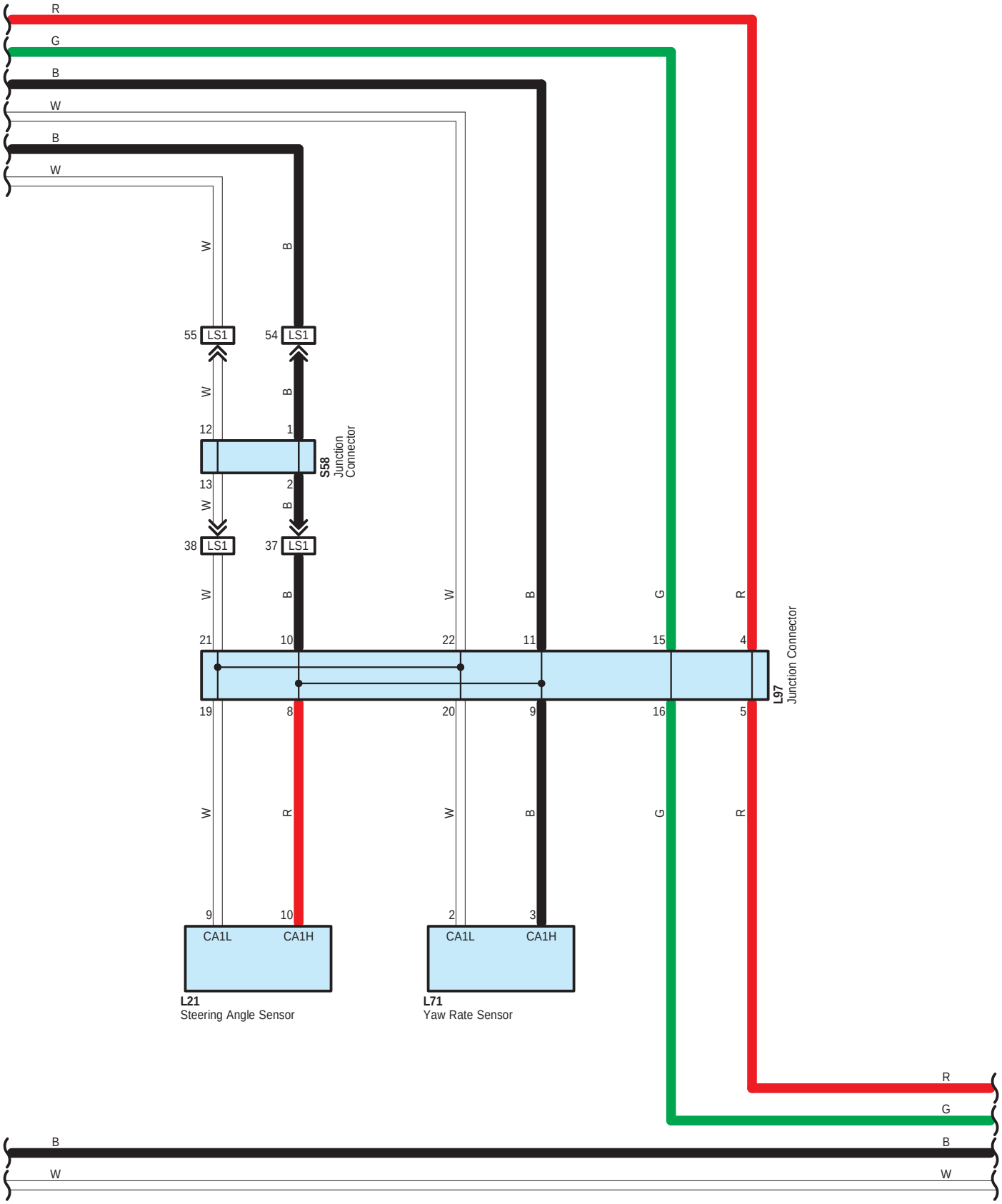

∗ 3 : From Sep. 2009 Production
∗ 4 : Before Sep. 2009 Production

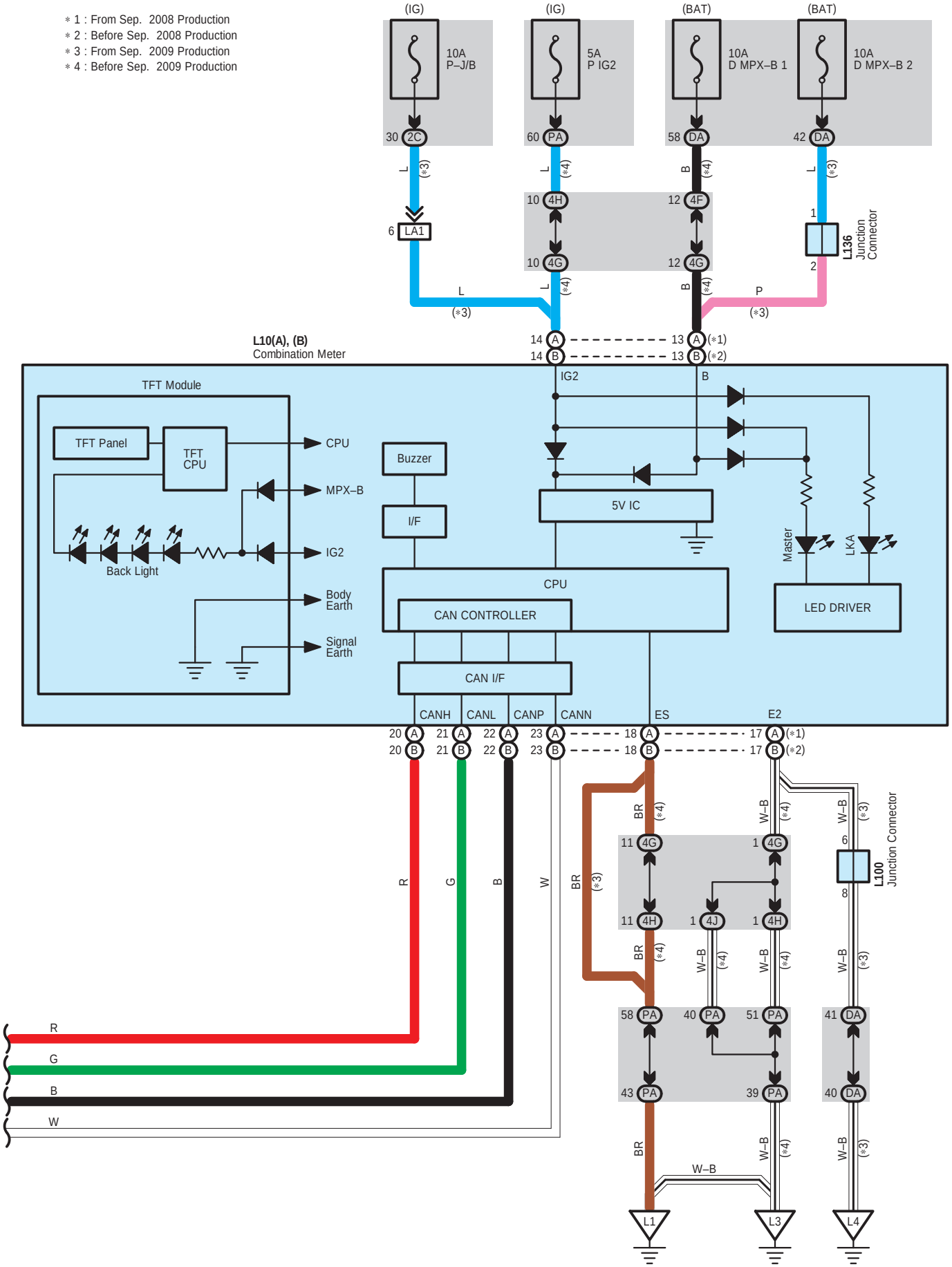
∗1 : From Sep. 2008 Production
∗2 : Before Sep. 2008 Production
∗3 : From Sep. 2009 Production
∗4 : Before Sep. 2009 Production
(IG)
10A
P–J/B
(IG)
5A
P IG2
(BAT)
10A
D MPX–B 1
(BAT)
10A
D MPX–B 2
30 2C
60 PA
58 DA
42 DA
6 LA1
10 4H
10 4G
12 4F
12 4G
L136
Junction
Connector
L10(A), (B)
Combination Meter
14 A
14 B
13 A (∗1)
13 B (∗2)
IG2
B
TFT Module
TFT Panel
TFT
CPU
CPU
MPX–B
IG2
Back Light
Body
Earth
Signal
Earth
Buzzer
I/F
5V IC
CPU
CAN CONTROLLER
CAN I/F
Master
LKA
LED DRIVER
CANH
CANL
CANP
CANN
ES
E2
20 A
20 B
21 A
21 B
22 A
22 B
23 A
23 B
18 A
18 B
17 A (∗1)
17 B (∗2)
R
G
B
W
BR
W–B
11 4G
11 4H
1 4G
1 4J
1 4H
6
8
L100
Junction Connector
58 PA
40 PA
51 PA
41 DA
43 PA
39 PA
40 DA
L1
L3
L4

A 4
Black



A 13
White

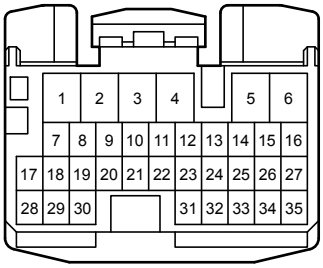

A 19
Black

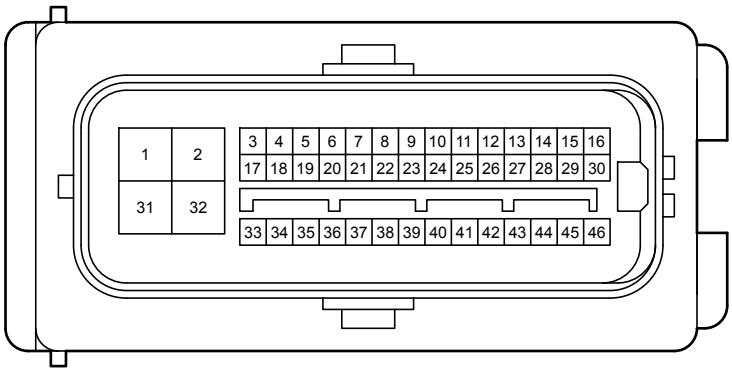

A 21
Gray

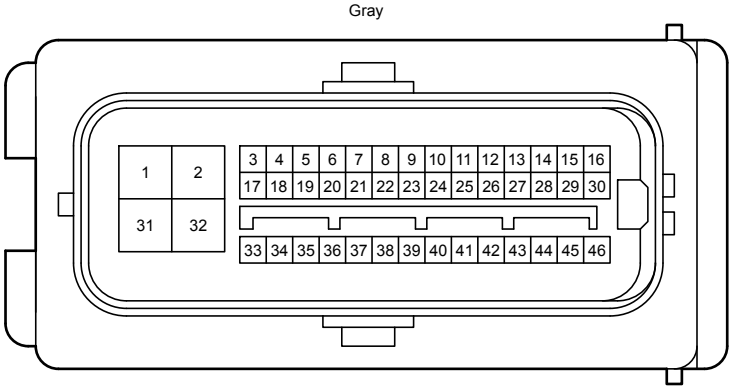

A 33
White

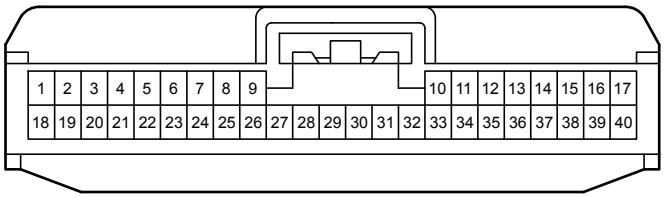

A 35
Green

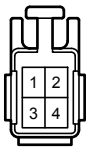

A 39
Black

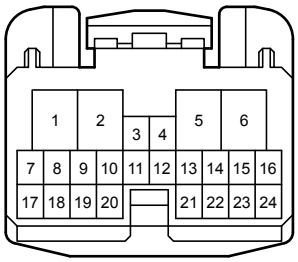

A 44
Black

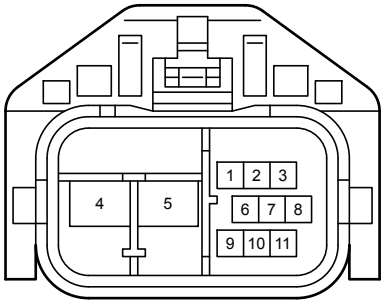

A 54
Black



A 60
Blue



A 61
Black

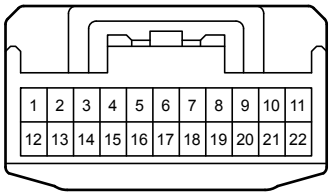

A 62
Blue

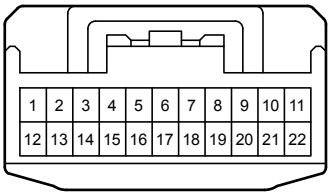

A 63
Black

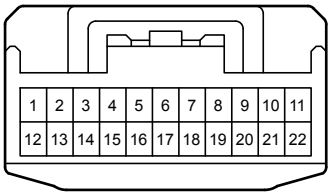

A 64
Black

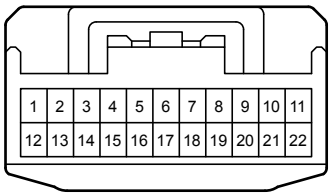

A 65
Gray

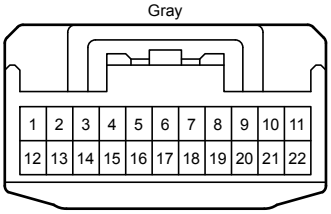

A 66
Black

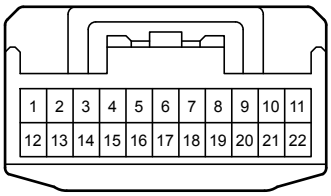

A 67
Black

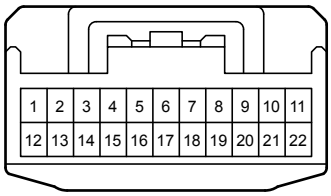

B 1
Black



B 9
Black



B 11
Black



C 1
Black

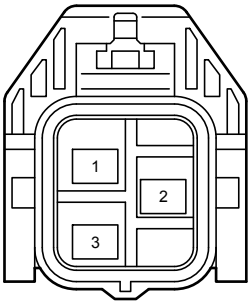

C 2
Black

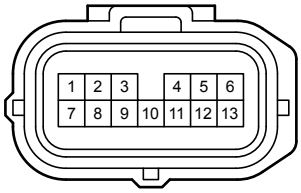

C 3
Gray

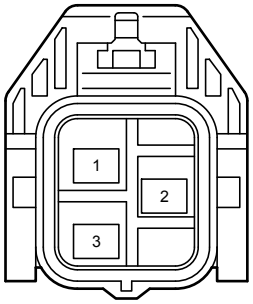

C 4
Gray

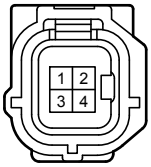

C 5
Gray



E 51
Blue



L 2
Blue



L 10
White

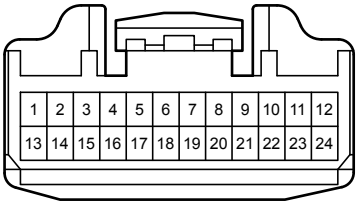

(Before Sep. 2008 Production)

L 10
Black

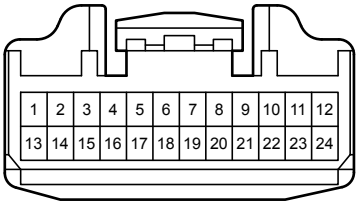

(From Sep. 2008 Production)

L 21
White

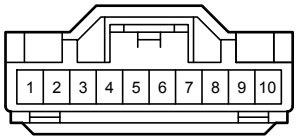

L 24
Black

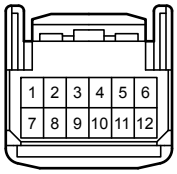

L 25
White

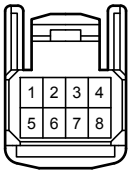

L 71
Black

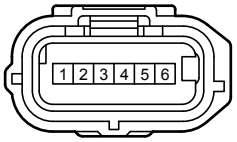

L 88
Black

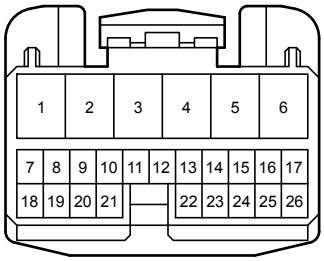

L 95
Gray

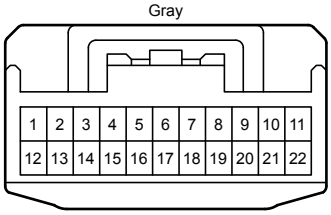

L 96
Black

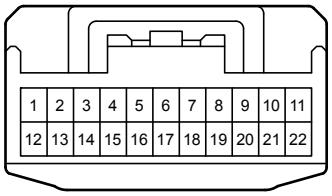

L 97
Black

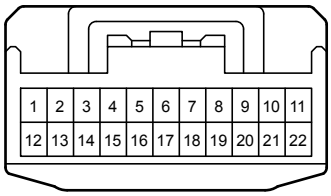

L 99
Black

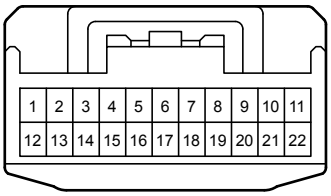

L100
Blue

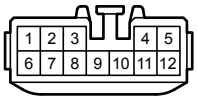

L110
Black

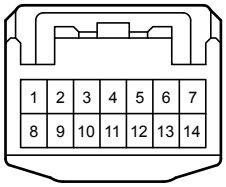

L136
Black

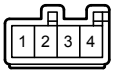

R 1
Black

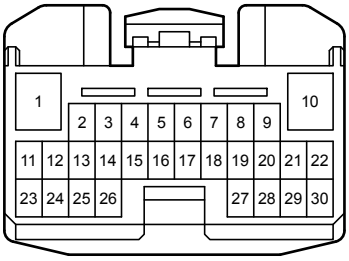

R 25
White

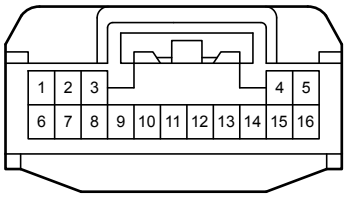

R 42
Black

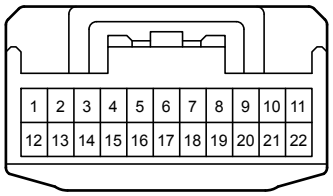

R 43
White

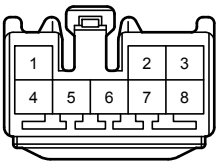

R 44
Black

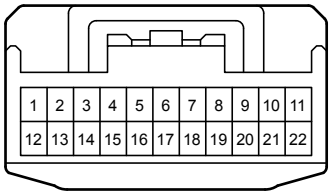

R 45
White

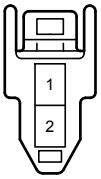

R 46
White

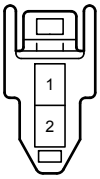

R 58
Blue

R 64
White



S 58
Black

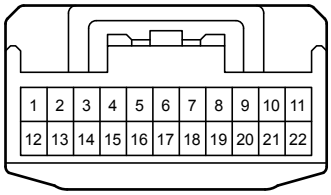

S 60
Black

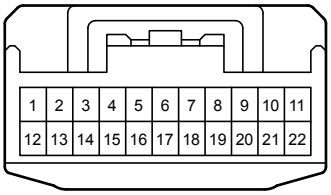

S 73
White

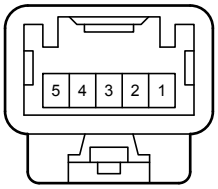

S 78
White

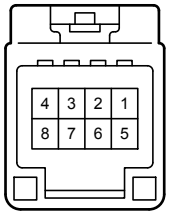

X 3
White



X 4
White

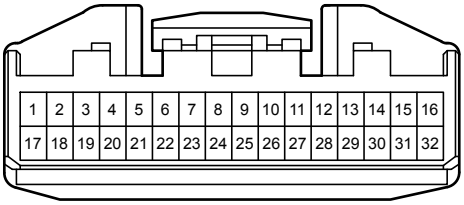

X 6
White

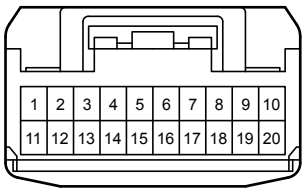

X 15
White

X 21
Black

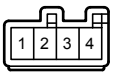

X 22
White

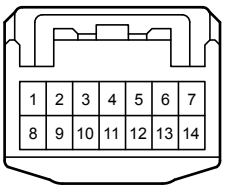

g 1
White

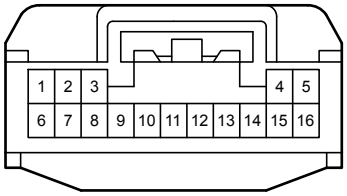

z 2
White

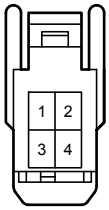

z 6
White

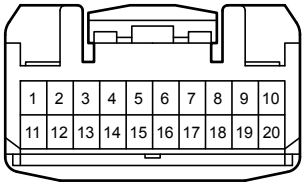

z 7
Black

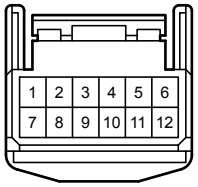

(From Sep. 2009 Production)

z 7
White

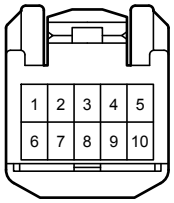

(Before Sep. 2009 Production)

z 15
Black

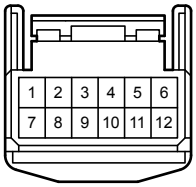

2C
White

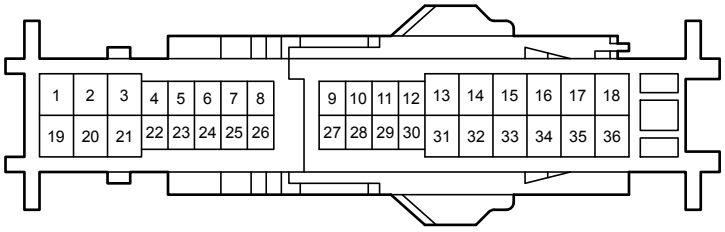

3C
White

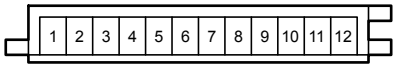

3H
Gray

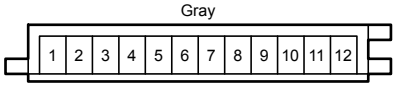

4F
Gray

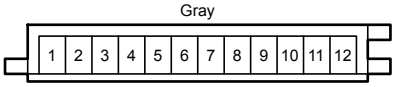

4G
White

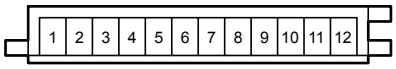

4H
Gray

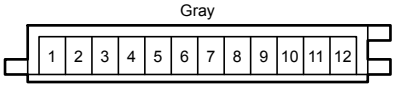

4J
Gray

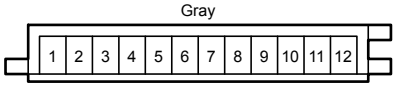

5B
Gray

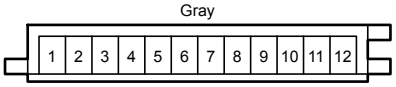

5F
Gray

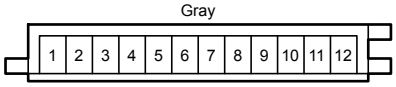

5H
Gray

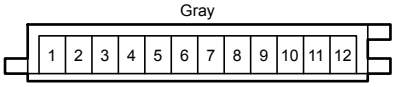

5J
Gray

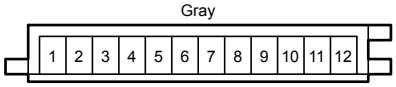

DA
White

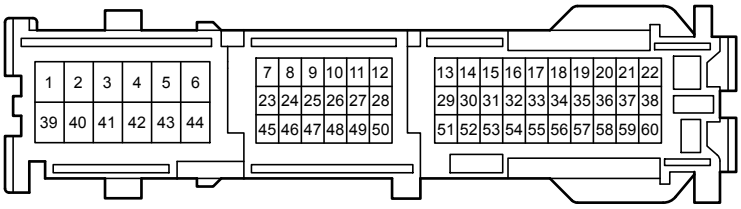

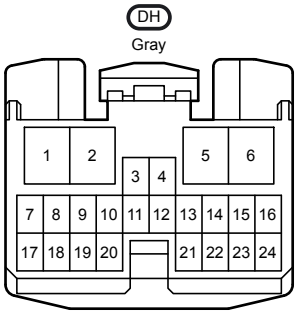
DH
Gray
1 2 3 4 5 6
7 8 9 10 11 12 13 14 15 16
17 18 19 20 21 22 23 24

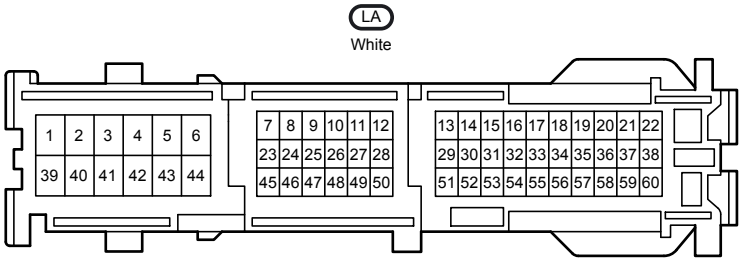
LA
White
1 2 3 4 5 6
39 40 41 42 43 44
7 8 9 10 11 12
23 24 25 26 27 28
45 46 47 48 49 50
13 14 15 16 17 18 19 20 21 22
29 30 31 32 33 34 35 36 37 38
51 52 53 54 55 56 57 58 59 60

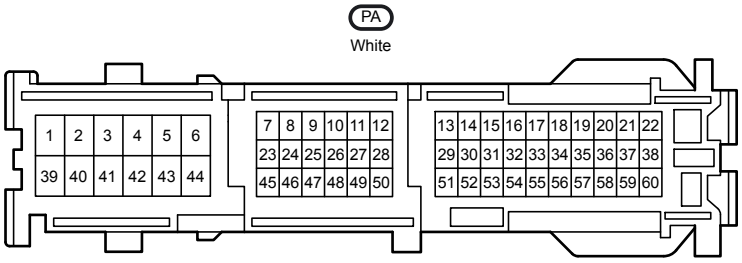
PA
White
1 2 3 4 5 6
39 40 41 42 43 44
7 8 9 10 11 12
23 24 25 26 27 28
45 46 47 48 49 50
13 14 15 16 17 18 19 20 21 22
29 30 31 32 33 34 35 36 37 38
51 52 53 54 55 56 57 58 59 60

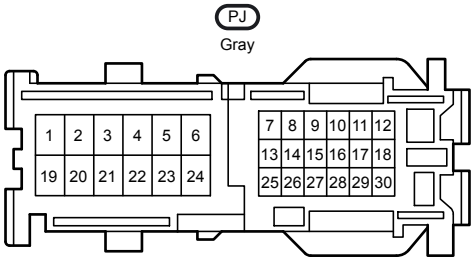
PJ
Gray
1 2 3 4 5 6
19 20 21 22 23 24
7 8 9 10 11 12
13 14 15 16 17 18
25 26 27 28 29 30

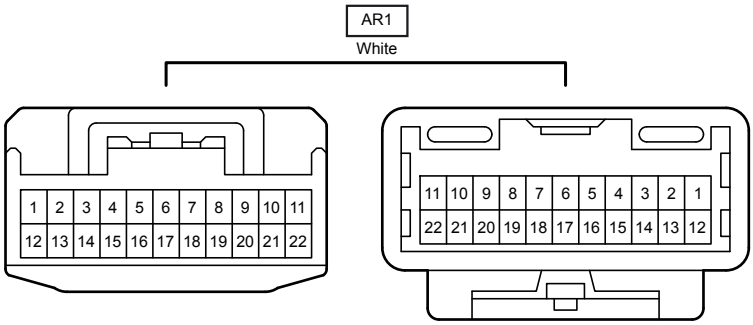
AR1
White
1 2 3 4 5 6 7 8 9 10 11
12 13 14 15 16 17 18 19 20 21 22
11 10 9 8 7 6 5 4 3 2 1
22 21 20 19 18 17 16 15 14 13 12

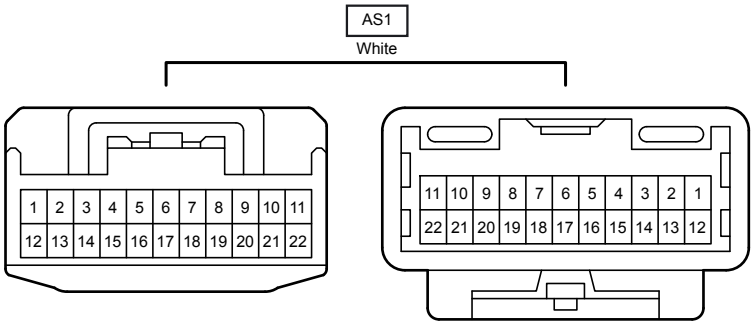
AS1
White
1 2 3 4 5 6 7 8 9 10 11
12 13 14 15 16 17 18 19 20 21 22
11 10 9 8 7 6 5 4 3 2 1
22 21 20 19 18 17 16 15 14 13 12

BA1
White

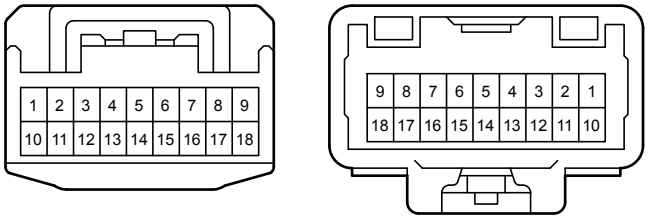

BA2
Gray

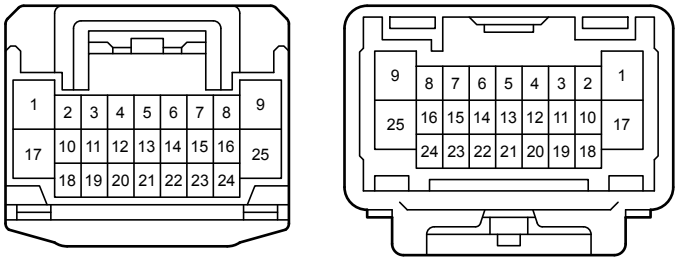

LA1
White

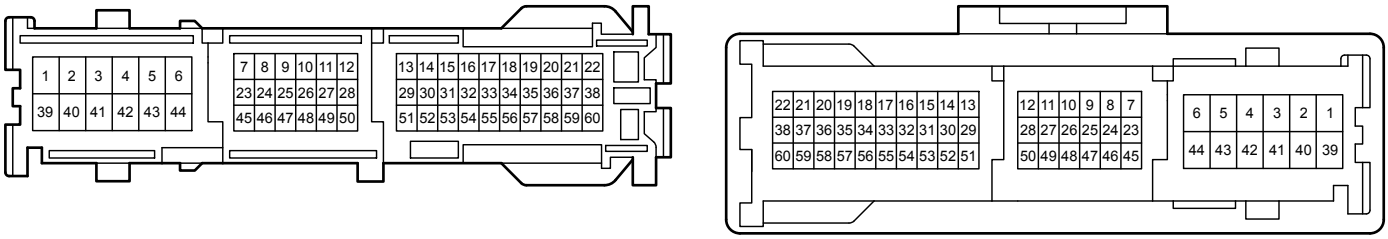

LA3
White

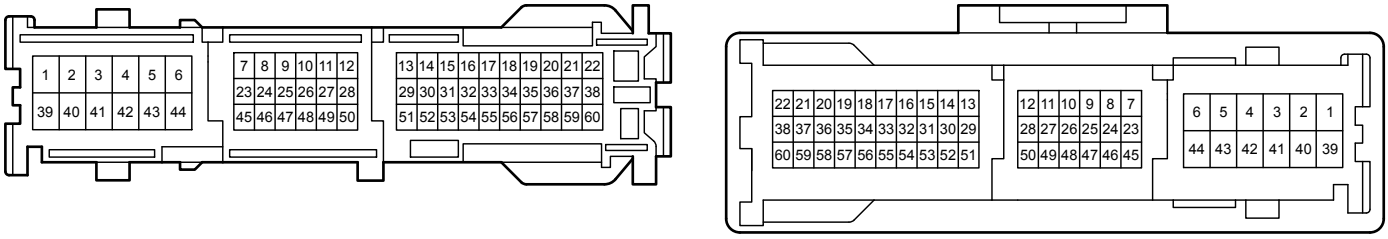

LR1
White

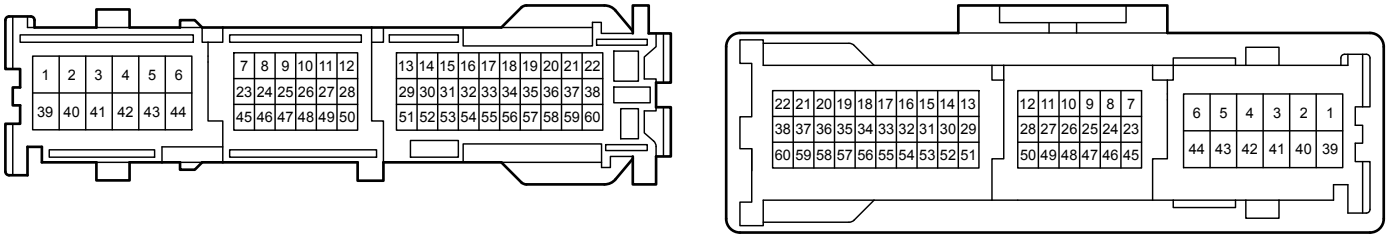

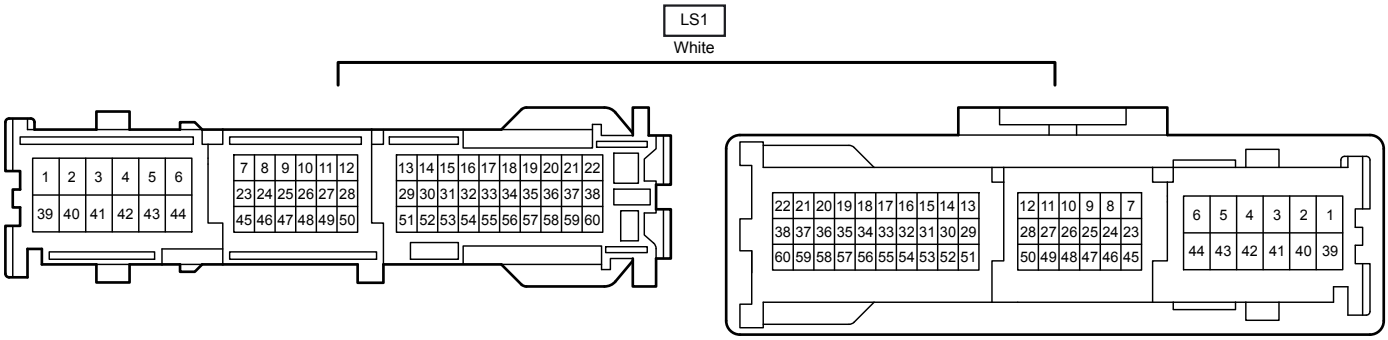
LS1
White
1 2 3 4 5 6
39 40 41 42 43 44
7 8 9 10 11 12
23 24 25 26 27 28
45 46 47 48 49 50
13 14 15 16 17 18 19 20 21 22
29 30 31 32 33 34 35 36 37 38
51 52 53 54 55 56 57 58 59 60
22 21 20 19 18 17 16 15 14 13
38 37 36 35 34 33 32 31 30 29
60 59 58 57 56 55 54 53 52 51
12 11 10 9 8 7
28 27 26 25 24 23
50 49 48 47 46 45
6 5 4 3 2 1
44 43 42 41 40 39

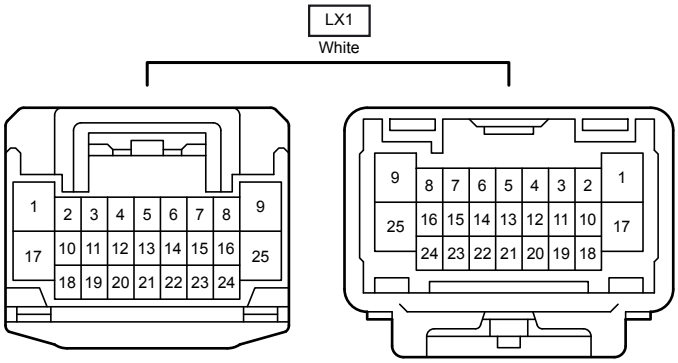
LX1
White
1 2 3 4 5 6 7 8 9
17 10 11 12 13 14 15 16 25
18 19 20 21 22 23 24
9 8 7 6 5 4 3 2 1
25 16 15 14 13 12 11 10 17
24 23 22 21 20 19 18

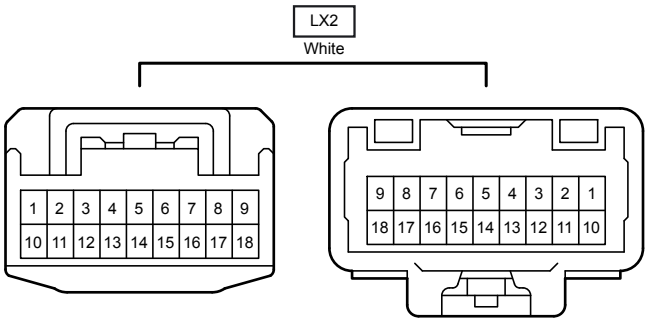
LX2
White
1 2 3 4 5 6 7 8 9
10 11 12 13 14 15 16 17 18
9 8 7 6 5 4 3 2 1
18 17 16 15 14 13 12 11 10

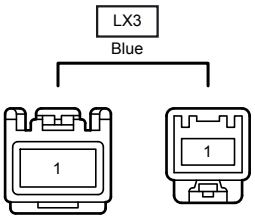
LX3
Blue
1
1

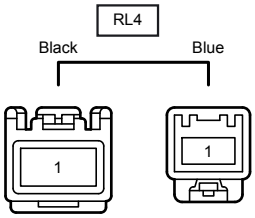
RL4
Black
Blue
1
1

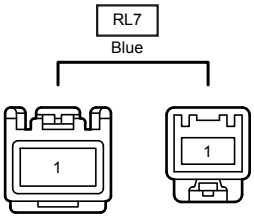
RL7
Blue
1
1

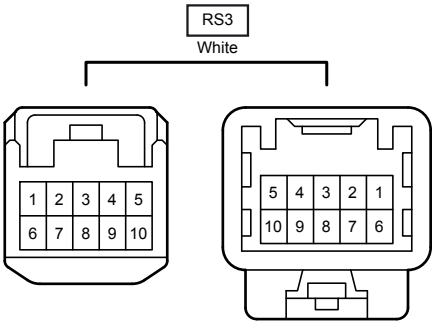
RS3
White
1 2 3 4 5
6 7 8 9 10
5 4 3 2 1
10 9 8 7 6

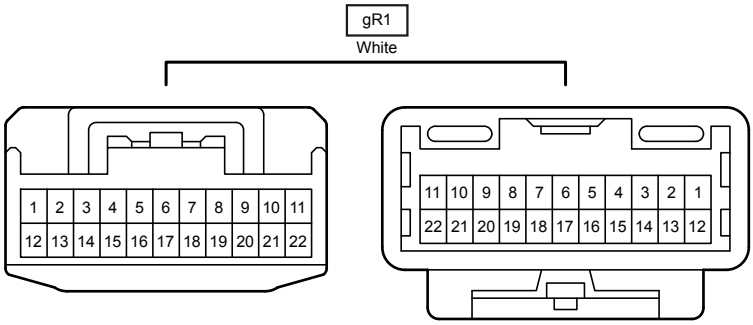
gR1
White
1 2 3 4 5 6 7 8 9 10 11
12 13 14 15 16 17 18 19 20 21 22
11 10 9 8 7 6 5 4 3 2 1
22 21 20 19 18 17 16 15 14 13 12