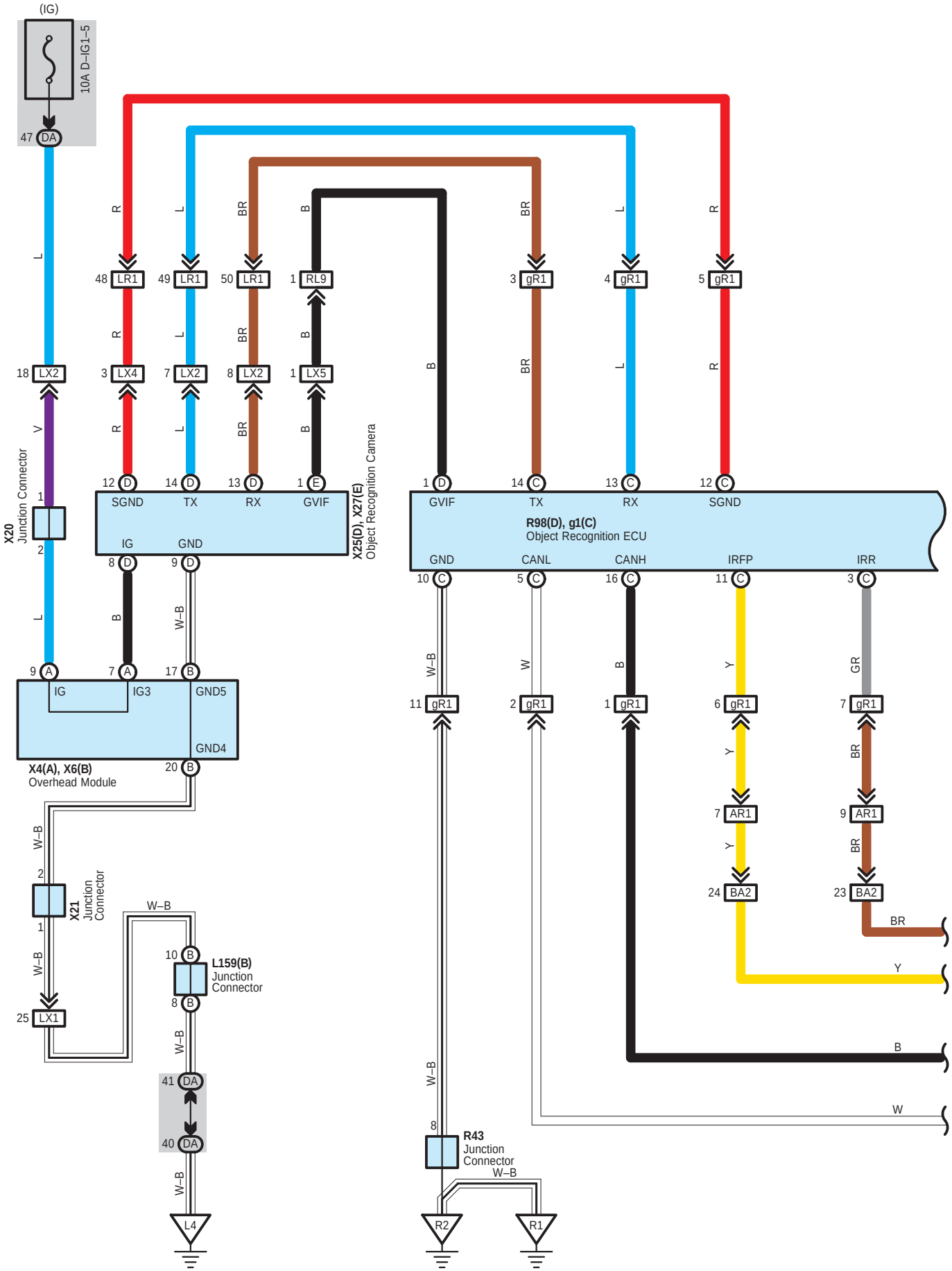
(IG)
10A D–IG1–5
47 DA
L
18 LX2
V
X20
Junction Connector
1
2
L
9 A
7 A
17 B
IG
IG3
GND5
GND4
X4(A), X6(B)
Overhead Module
20 B
W–B
2
X21
Junction
Connector
1
W–B
25 LX1
W–B
10 B
L159(B)
Junction
Connector
8 B
W–B
41 DA
40 DA
W–B
L4
R
48 LR1
R
3 LX4
R
12 D
SGND
L
49 LR1
L
7 LX2
L
14 D
TX
BR
50 LR1
BR
8 LX2
BR
13 D
RX
B
1 RL9
B
1 LX5
B
1 E
GVIF
X25(D), X27(E)
Object Recognition Camera
IG
GND
8 D
B
9 D
W–B
B
1 D
GVIF
BR
3 gR1
BR
14 C
TX
L
4 gR1
L
13 C
RX
R
5 gR1
R
12 C
SGND
R98(D), g1(C)
Object Recognition ECU
GND
CANL
CANH
IRFP
IRR
10 C
5 C
16 C
11 C
3 C
W–B
11 gR1
W
2 gR1
B
1 gR1
Y
6 gR1
GR
7 gR1
Y
7 AR1
BR
9 AR1
Y
24 BA2
BR
23 BA2
BR
Y
B
W
W–B
8
R43
Junction
Connector
W–B
R2
R1

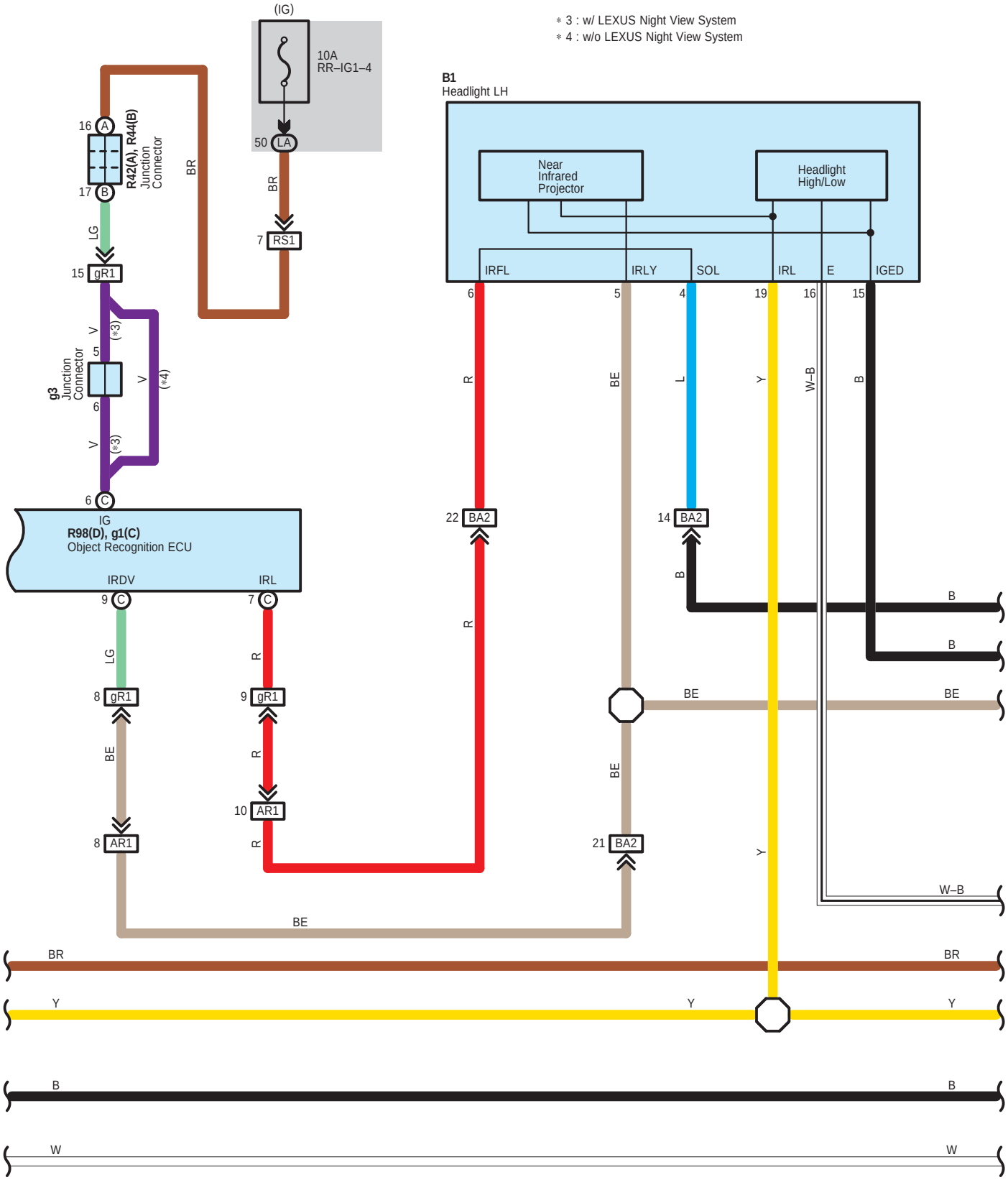
(IG)
10A
RR–IG1–4
50 LA
BR
7 RS1
16 A
17 B
R42(A), R44(B)
Junction
Connector
BR
LG
15 gR1
V
(*3)
5
g3
Junction
Connector
6
V
(*4)
V
(*3)
6 C
IG
R98(D), g1(C)
Object Recognition ECU
IRDV
IRL
9 C
7 C
LG
R
8 gR1
9 gR1
BE
R
10 AR1
8 AR1
R
BE
＊3 : w/ LEXUS Night View System
＊4 : w/o LEXUS Night View System
B1
Headlight LH
Near
Infrared
Projector
Headlight
High/Low
IRFL
IRLY
SOL
IRL
E
IGED
6
5
4
19
16
15
R
BE
L
Y
W–B
B
22 BA2
14 BA2
B
R
B
B
BE
BE
BE
21 BA2
Y
W–B
BE
BR
BR
Y
Y
Y
B
B
W
W

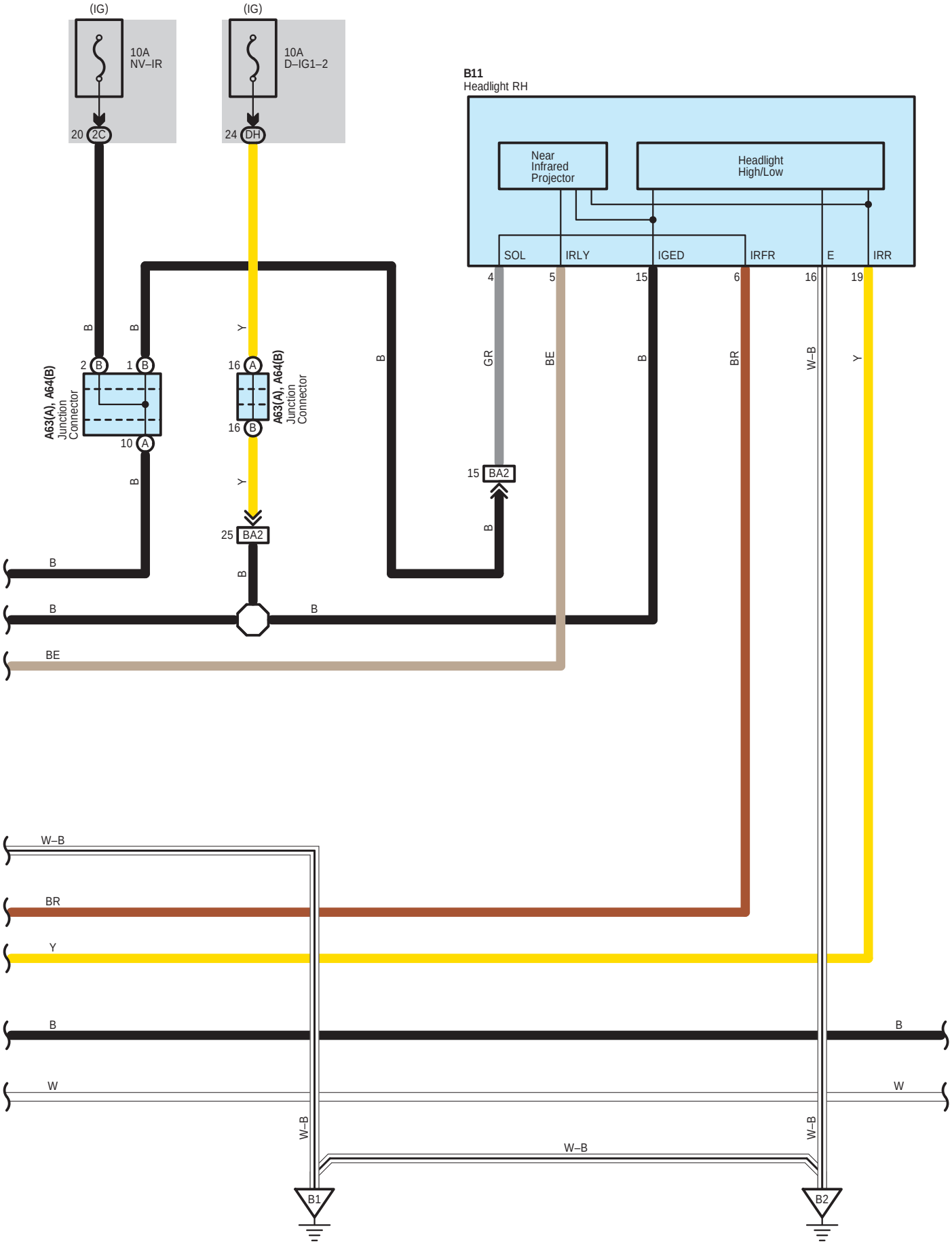
(IG)
10A
NV–IR
20 2C
(IG)
10A
D–IG1–2
24 DH
B11
Headlight RH
Near
Infrared
Projector
Headlight
High/Low
SOL
IRLY
IGED
IRFR
E
IRR
4
5
15
6
16
19
GR
BE
B
BR
W–B
Y
A63(A), A64(B)
Junction
Connector
2 B
1 B
10 A
16 A
16 B
15 BA2
25 BA2
B
W–B
BR
Y
W
B1
B2

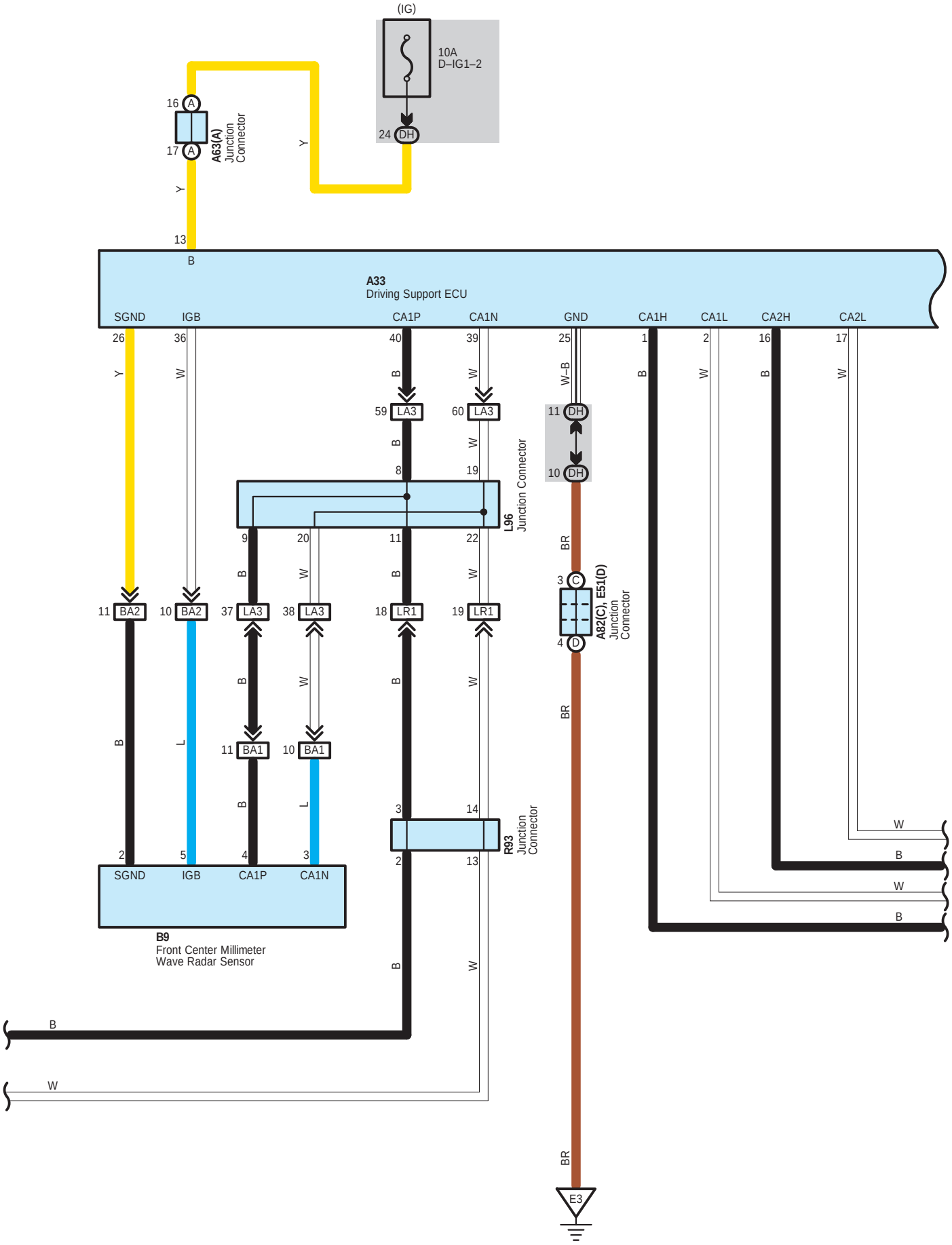
(IG)
10A
D–IG1–2
24 DH
16 A
17 A
A63(A)
Junction
Connector
Y
Y
13
B
A33
Driving Support ECU
SGND
IGB
CA1P
CA1N
GND
CA1H
CA1L
CA2H
CA2L
26
36
40
39
25
1
2
16
17
Y
W
B
W
W–B
B
W
B
W
59 LA3
60 LA3
11 DH
10 DH
B
W
8
19
L96
Junction Connector
9
20
11
22
B
W
B
W
BR
3 C
4 D
A82(C), E51(D)
Junction
Connector
11 BA2
10 BA2
37 LA3
38 LA3
18 LR1
19 LR1
B
W
B
W
BR
B
L
11 BA1
10 BA1
B
L
3
14
R93
Junction
Connector
2
13
2
5
4
3
SGND
IGB
CA1P
CA1N
B9
Front Center Millimeter
Wave Radar Sensor
B
W
B
W
B
W
B
W
B
W
BR
E3

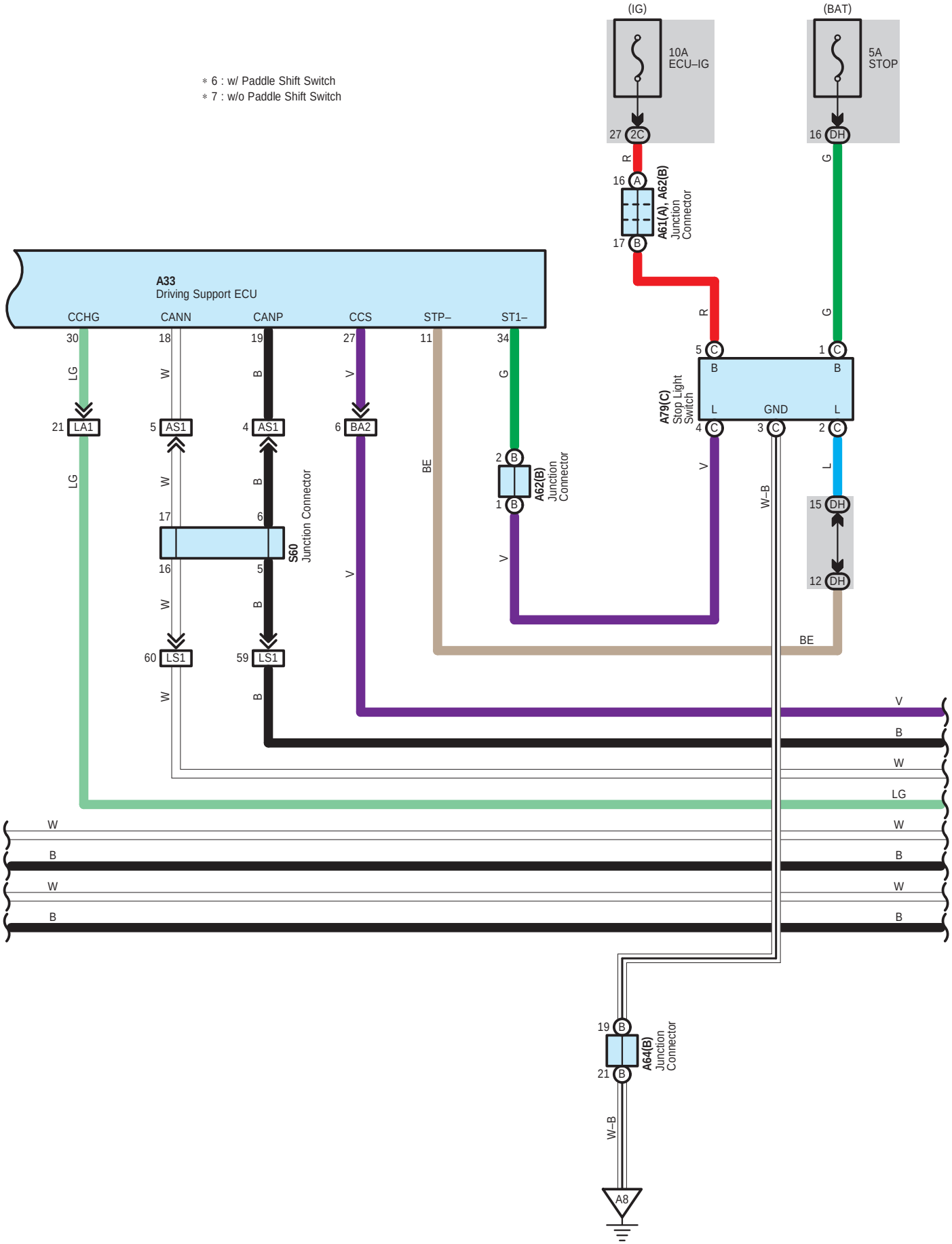
(IG)
10A
ECU–IG
27 2C
(BAT)
5A
STOP
16 DH
∗ 6 : w/ Paddle Shift Switch
∗ 7 : w/o Paddle Shift Switch
16 A
17 B
A61(A), A62(B)
Junction
Connector
A33
Driving Support ECU
CCHG
CANN
CANP
CCS
STP–
ST1–
30
18
19
27
11
34
LG
W
B
V
G
R
5 C
1 C
B
B
A79(C)
Stop Light
Switch
L
GND
L
4 C
3 C
2 C
21 LA1
5 AS1
4 AS1
6 BA2
2 B
1 B
A62(B)
Junction
Connector
BE
V
W–B
L
15 DH
12 DH
17
6
16
5
S60
Junction Connector
60 LS1
59 LS1
19 B
21 B
A64(B)
Junction
Connector
A8

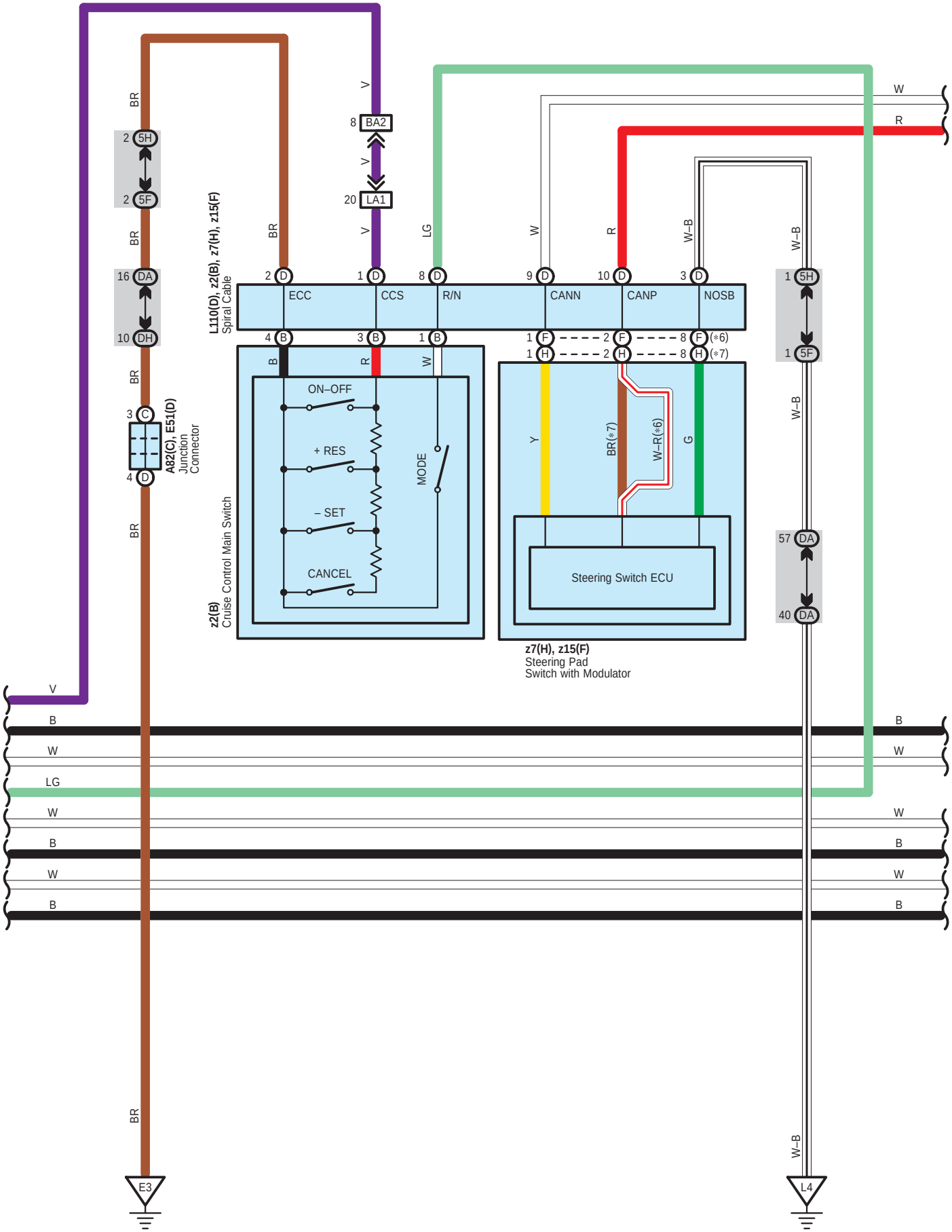

L110(D), z2(B), z7(H), z15(F)
Spiral Cable
ECC
CCS
R/N
CANN
CANP
NOSB
A82(C), E51(D)
Junction
Connector
z2(B)
Cruise Control Main Switch
ON–OFF
+ RES
– SET
CANCEL
MODE
Steering Switch ECU
z7(H), z15(F)
Steering Pad
Switch with Modulator
BA2
LA1
5H
5F
DA
DH
E3
L4

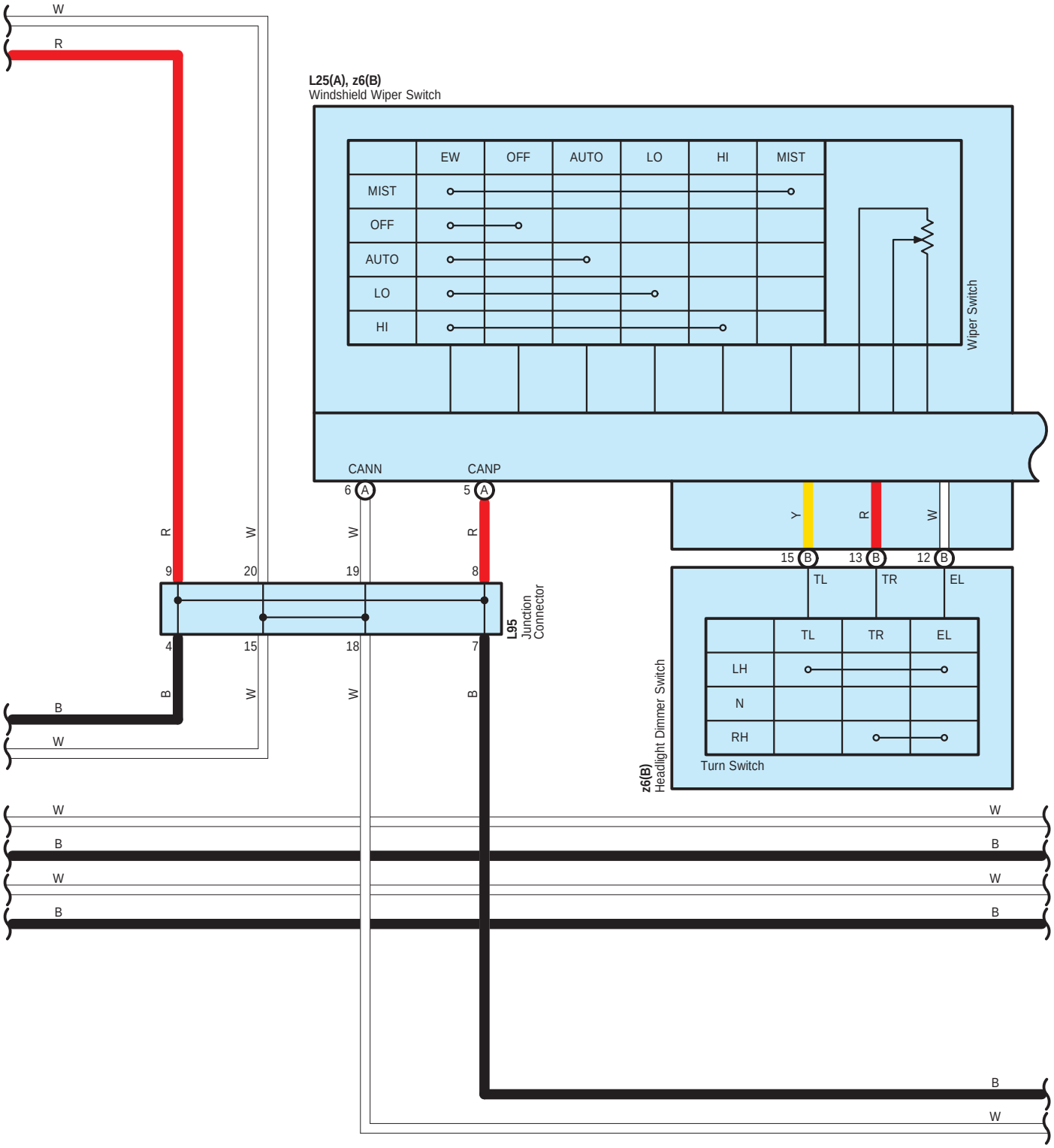
L25(A), z6(B)
Windshield Wiper Switch
EW
OFF
AUTO
LO
HI
MIST
Wiper Switch
CANN
CANP
6 A
5 A
L95
Junction Connector
15 B
13 B
12 B
TL
TR
EL
LH
N
RH
Turn Switch
z6(B)
Headlight Dimmer Switch
W
R
B
Y

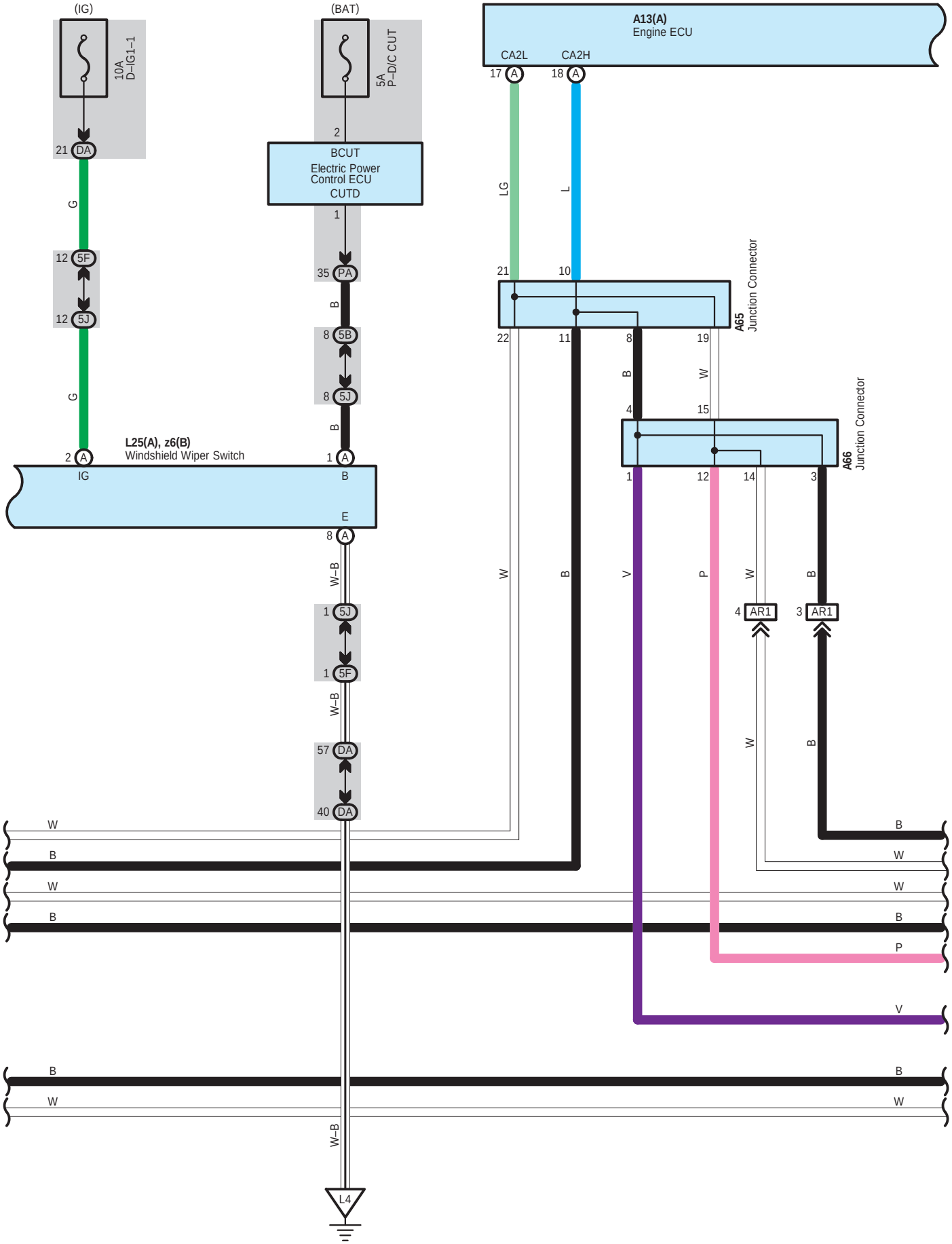
(IG)
10A
D–IG1–1
21 DA
G
12 5F
12 5J
G
2 A
IG
L25(A), z6(B)
Windshield Wiper Switch
(BAT)
5A
P–D/C CUT
2
BCUT
Electric Power
Control ECU
CUTD
1
35 PA
B
8 5B
8 5J
B
1 A
B
E
8 A
W–B
1 5J
1 5F
W–B
57 DA
40 DA
W–B
L4
A13(A)
Engine ECU
CA2L
CA2H
17 A
18 A
LG
L
21
10
A65
Junction Connector
22
11
8
19
B
W
4
15
A66
Junction Connector
1
12
14
3
W
B
V
P
W
B
4 AR1
3 AR1
W
B
W
B
W
B
W
B
P
V
B
W
B
W

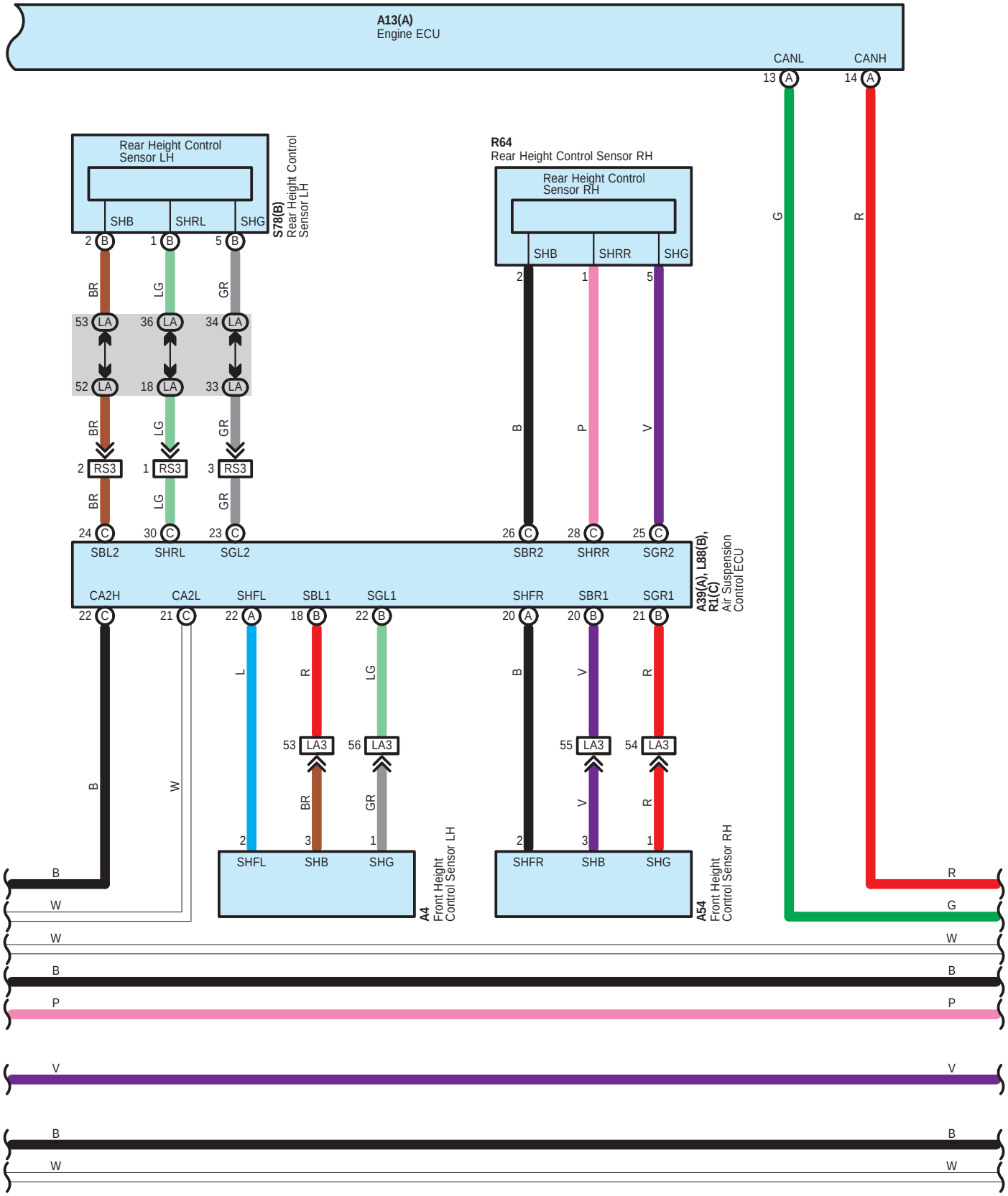
A13(A)
Engine ECU
CANL
CANH
13 A
14 A
Rear Height Control Sensor LH
SHB
SHRL
SHG
S78(B)
Rear Height Control Sensor LH
R64
Rear Height Control Sensor RH
Rear Height Control Sensor RH
SHB
SHRR
SHG
2 B
1 B
5 B
BR
LG
GR
53 LA
36 LA
34 LA
52 LA
18 LA
33 LA
2 RS3
1 RS3
3 RS3
24 C
30 C
23 C
26 C
28 C
25 C
B
P
V
SBL2
SHRL
SGL2
SBR2
SHRR
SGR2
A39(A), L88(B), R1(C)
Air Suspension Control ECU
CA2H
CA2L
SHFL
SBL1
SGL1
SHFR
SBR1
SGR1
22 C
21 C
22 A
18 B
22 B
20 A
20 B
21 B
L
R
LG
B
V
R
53 LA3
56 LA3
55 LA3
54 LA3
W
2
3
1
SHFL
SHB
SHG
A4
Front Height Control Sensor LH
SHFR
SHB
SHG
A54
Front Height Control Sensor RH
G
R

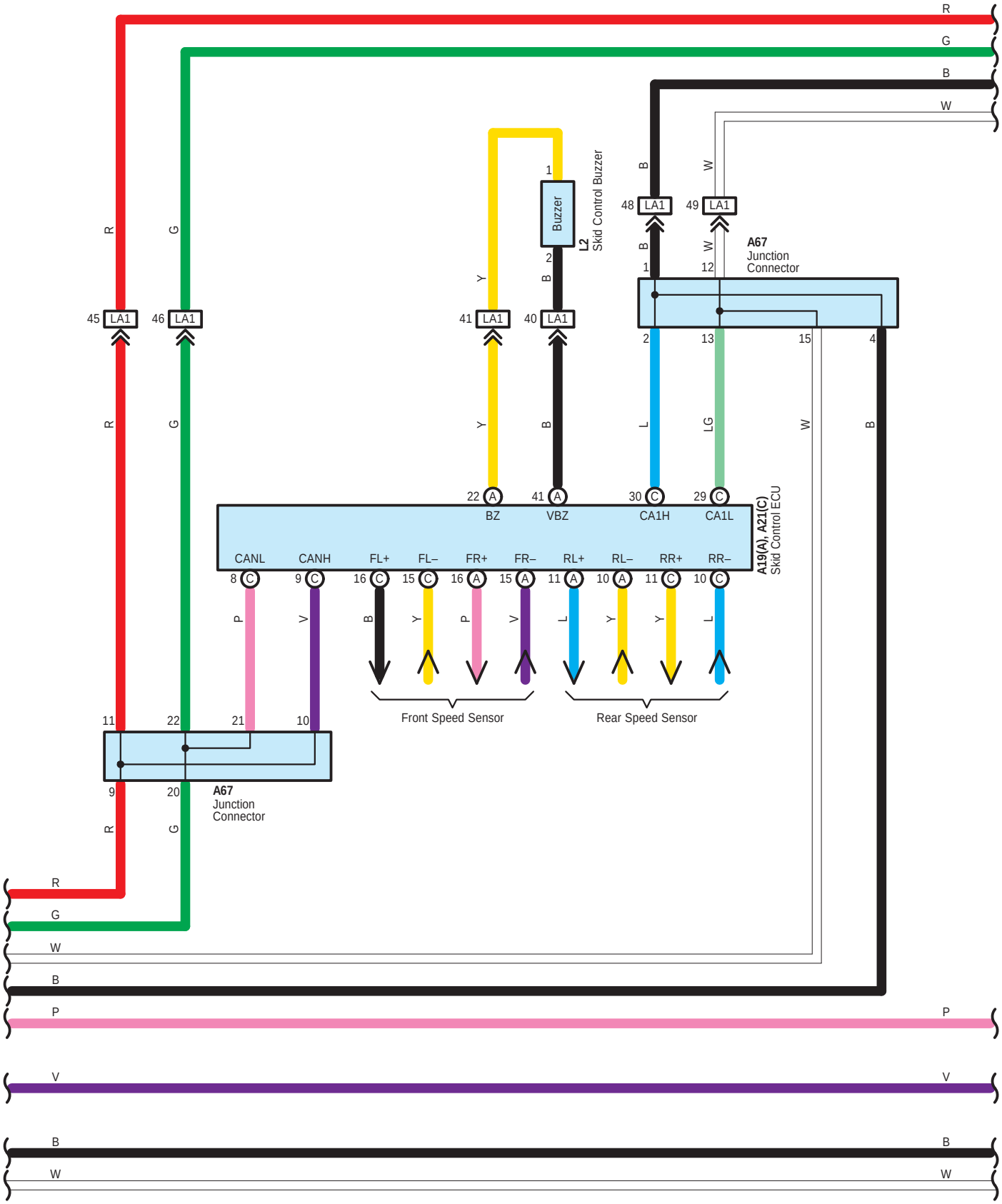
R
G
B
W
Buzzer
L2
Skid Control Buzzer
48 LA1
49 LA1
A67
Junction
Connector
45 LA1
46 LA1
41 LA1
40 LA1
22 A
41 A
30 C
29 C
BZ
VBZ
CA1H
CA1L
A19(A), A21(C)
Skid Control ECU
CANL
CANH
FL+
FL–
FR+
FR–
RL+
RL–
RR+
RR–
8 C
9 C
16 C
15 C
16 A
15 A
11 A
10 A
11 C
10 C
Front Speed Sensor
Rear Speed Sensor
A67
Junction
Connector
P
V

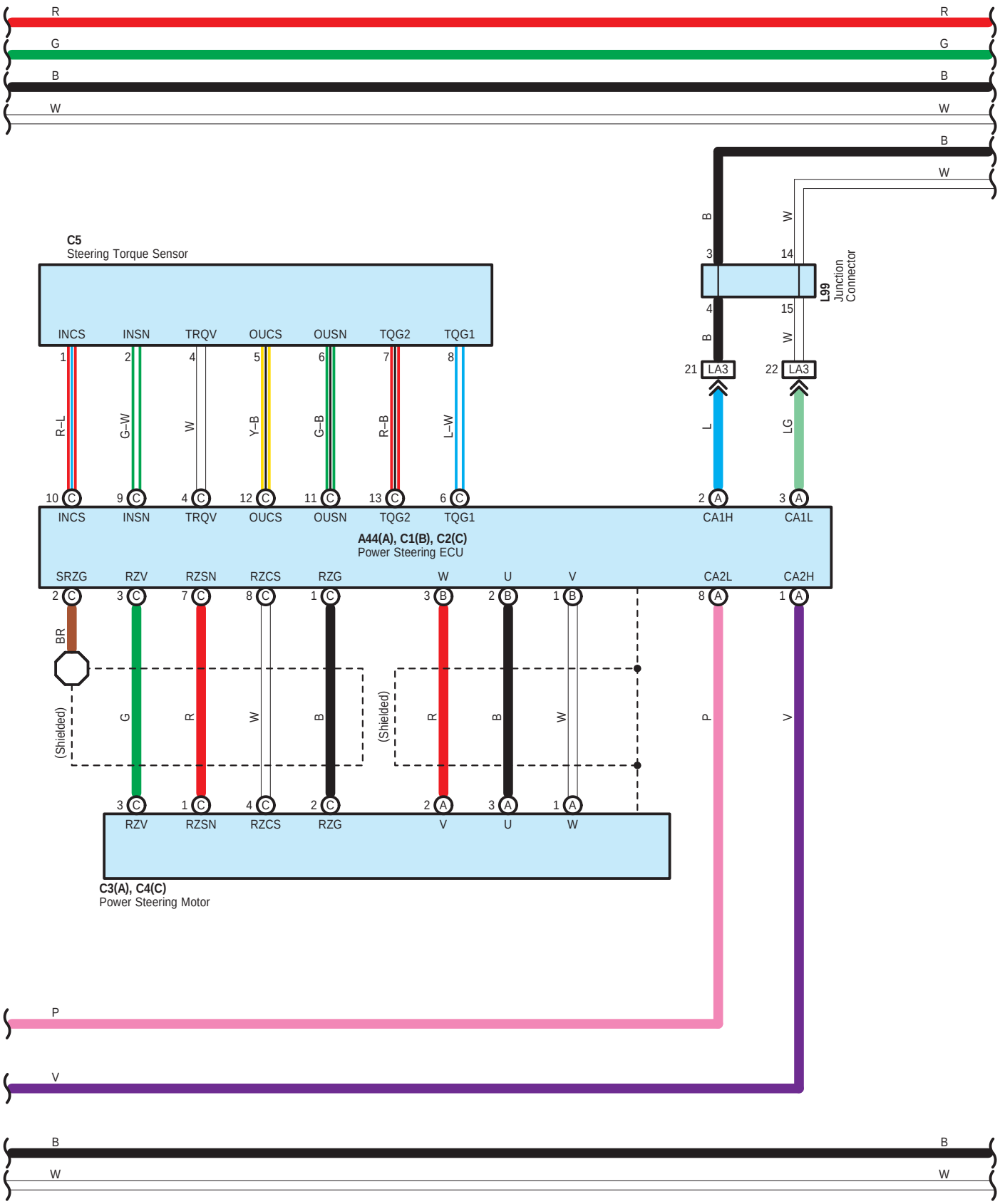
R
G
B
W
C5
Steering Torque Sensor
INCS
INSN
TRQV
OUCS
OUSN
TQG2
TQG1
R–L
G–W
W
Y–B
G–B
R–B
L–W
L99
Junction Connector
LA3
L
LG
A44(A), C1(B), C2(C)
Power Steering ECU
CA1H
CA1L
SRZG
RZV
RZSN
RZCS
RZG
CA2L
CA2H
BR
(Shielded)
P
V
C3(A), C4(C)
Power Steering Motor

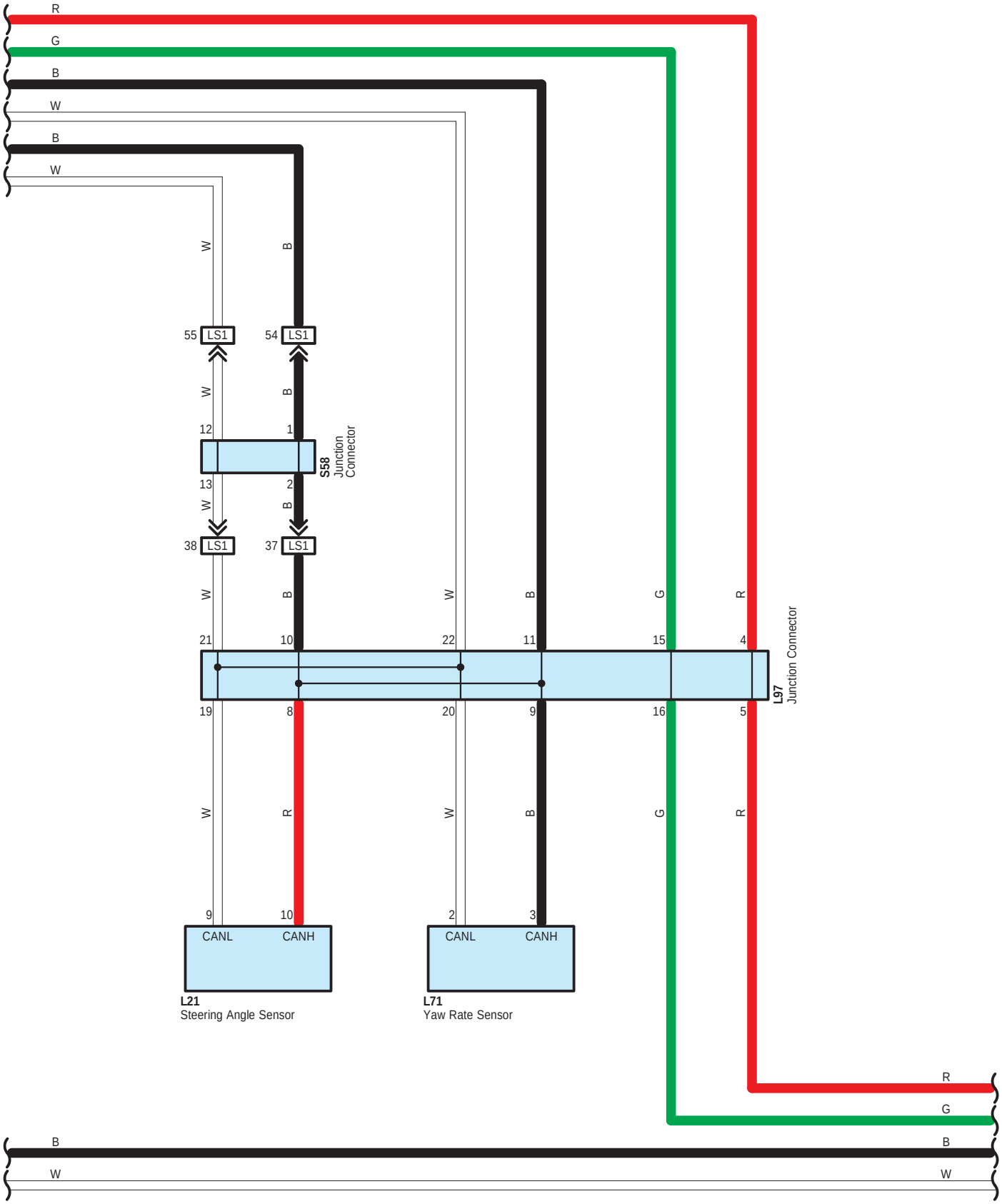
R
G
B
W
B
W
W
B
55 LS1
54 LS1
W
B
12
1
S58
Junction
Connector
13
2
W
B
38 LS1
37 LS1
W
B
W
B
G
R
21
10
22
11
15
4
L97
Junction Connector
19
8
20
9
16
5
W
R
W
B
G
R
9
10
2
3
CANL
CANH
CANL
CANH
L21
Steering Angle Sensor
L71
Yaw Rate Sensor
R
G
B
B
W
W

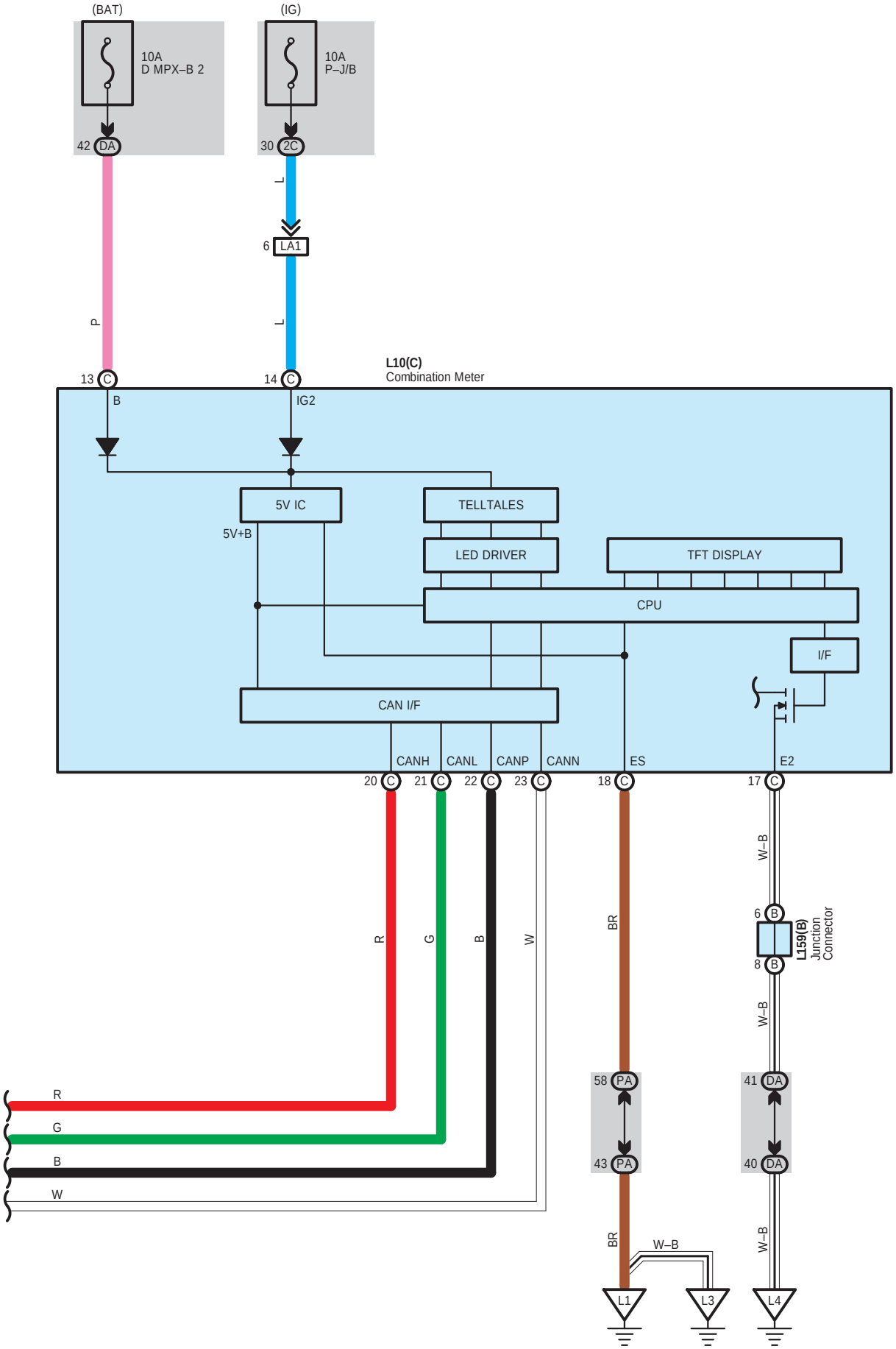
(BAT)
10A
D MPX–B 2
42 DA
(IG)
10A
P–J/B
30 2C
L
6 LA1
P
L
13 C
14 C
L10(C)
Combination Meter
B
IG2
5V IC
5V+B
TELLTALES
LED DRIVER
TFT DISPLAY
CPU
I/F
CAN I/F
CANH
CANL
CANP
CANN
ES
E2
20 C
21 C
22 C
23 C
18 C
17 C
R
G
B
W
BR
W–B
6 B
8 B
L159(B)
Junction
Connector
58 PA
43 PA
41 DA
40 DA
L1
L3
L4

A 4
Black



A 13
White

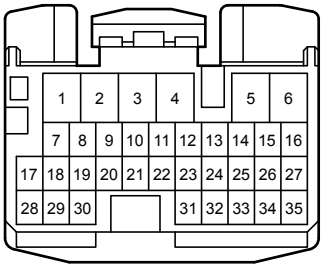

A 19
Black

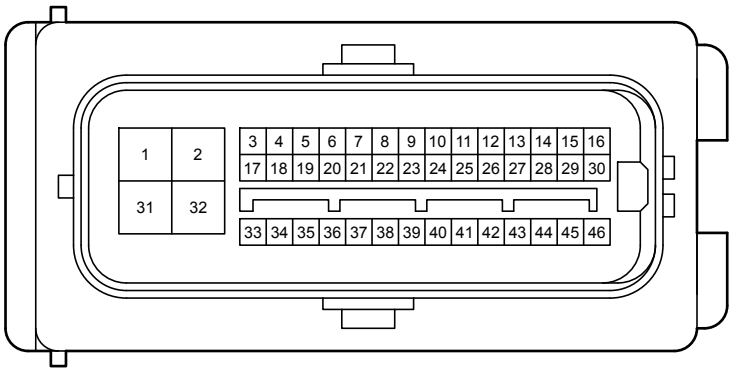

A 21
Gray

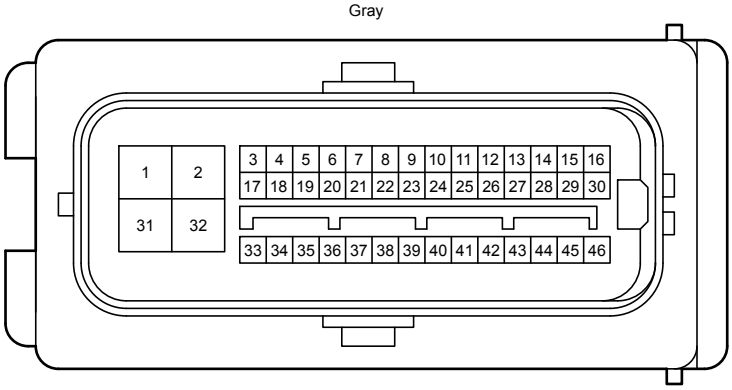

A 33
White

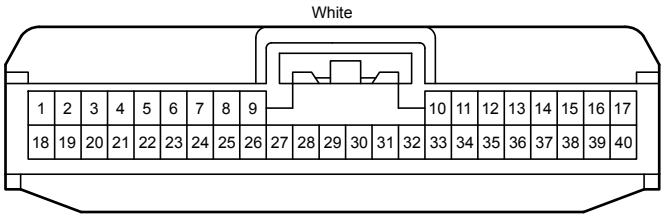

A 39
Black

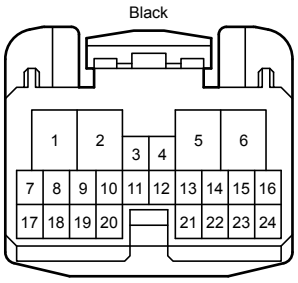

A 44
Black

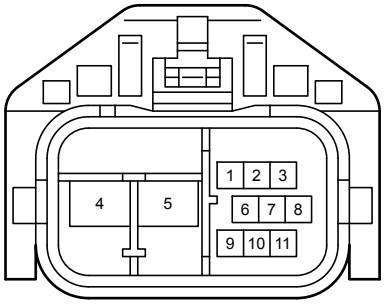

A 54
Black



A 61
Black

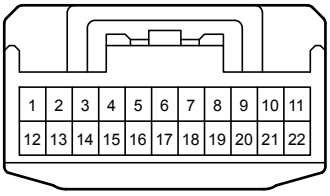

A 62
Blue

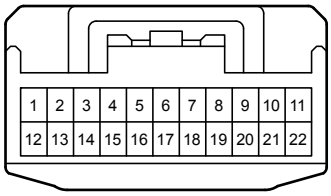

A 63
Black

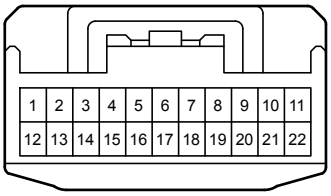

A 64
Black

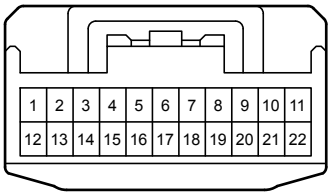

A 65
Gray

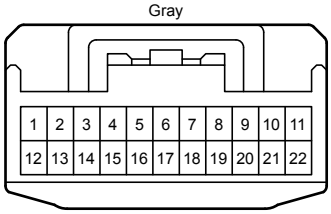

A 66
Black

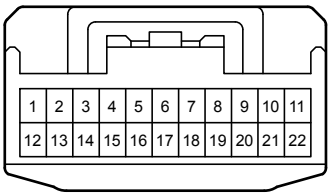

A 67
Black

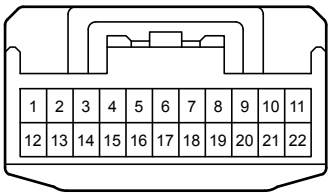

A 79
White

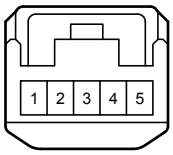

A 82
Gray

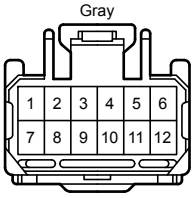

B 1
Black



B 9
Black



B 11
Black



C 1
Black

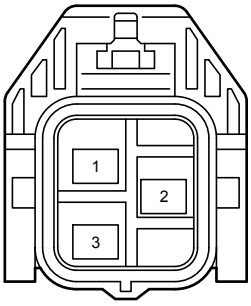

C 2
Black

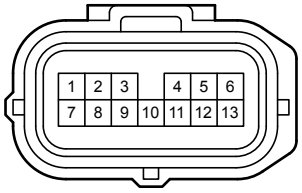

C 3
Gray

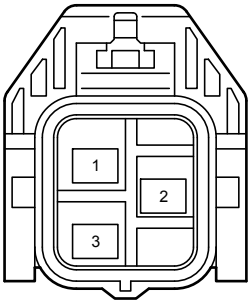

C 4
Gray

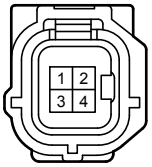

C 5
Gray



E 51
Blue



L 2
Blue



L 10
White

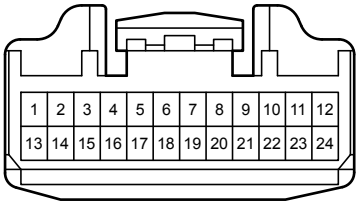

(Before Sep. 2008 Production)

L 10
Black

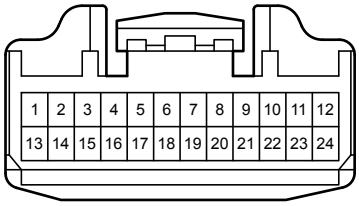

(From Sep. 2008 Production)

L 21
White

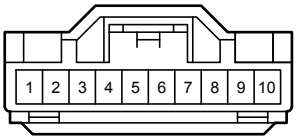

L 25
White



L 71
Black



L 88
Black

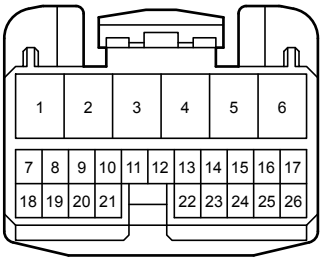

L 95
Gray

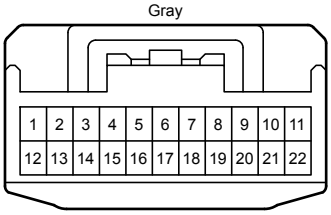

L 96
Black

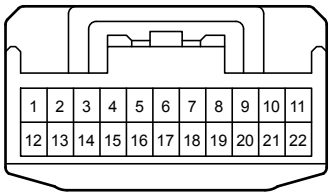

L 97
Black

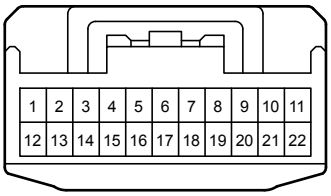

L 99
Black

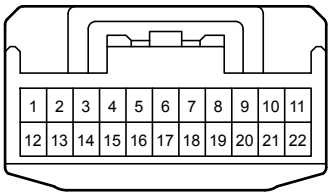

L110
Black

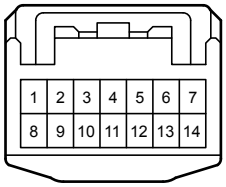

L159
Blue

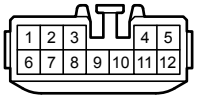

R 1
Black

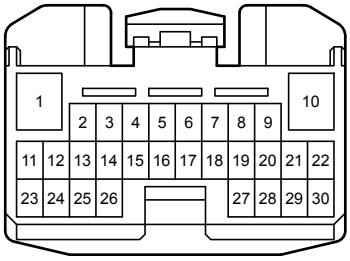

R 42
Black

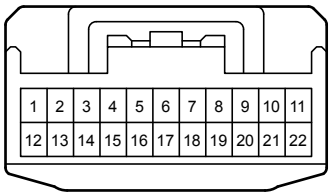

R 43
White

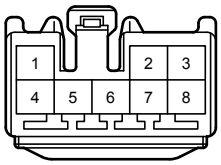

R 44
Black

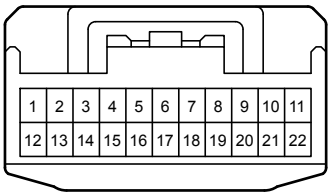

R 64
White

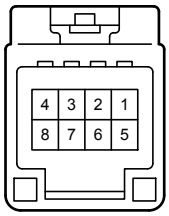

R 93
White

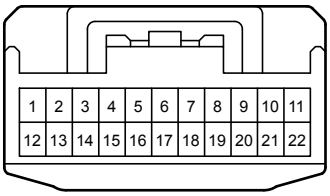

R 98
Blue

S 58
Black

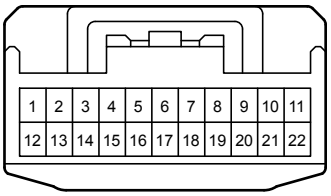

S 60
Black

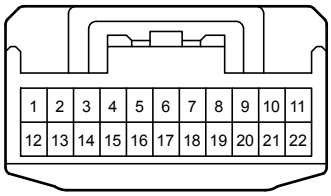

S 78
White

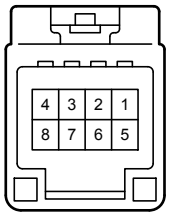

X 4
White

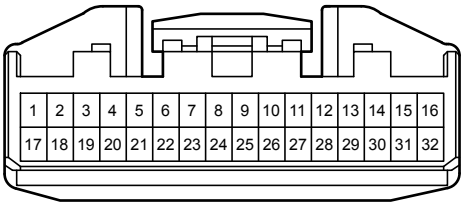

X 6
White

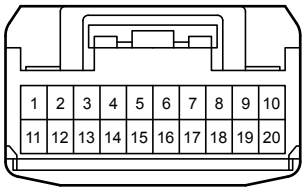

X 20
Black

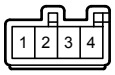

X 21
Black

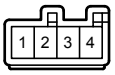

X 25
White

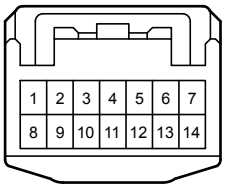

X 27
Blue

g 1
White

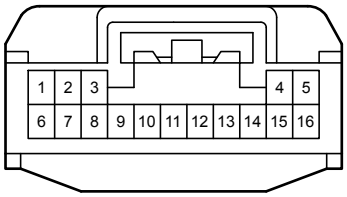

g 3
White

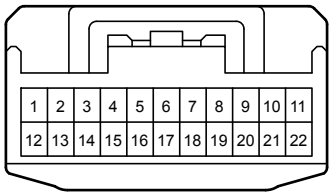

z 2
White

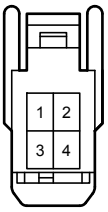

z 6
White

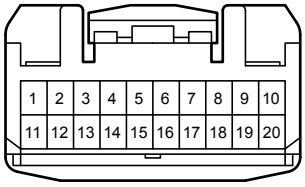

z 7
Black

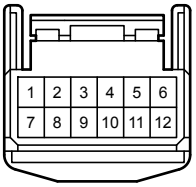

(From Sep. 2009 Production)

z 15
Black

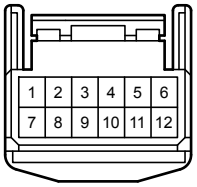

2C
White

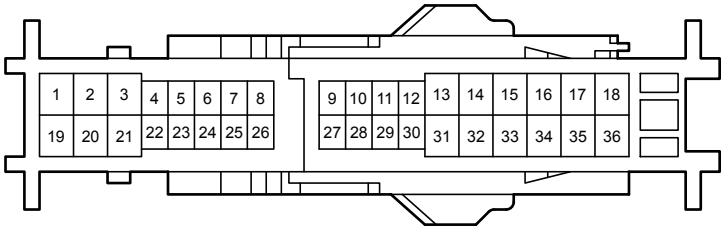

5B
Gray

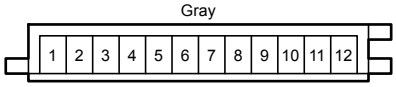

5F
Gray

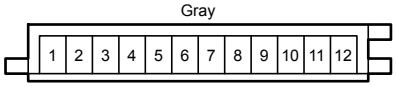

5H
Gray

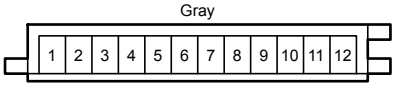

5J
Gray

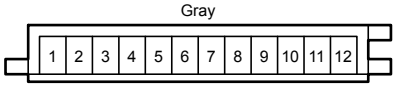

DA
White

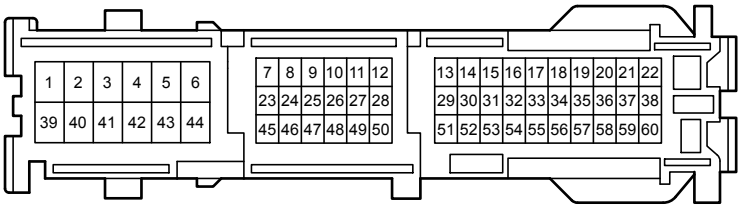

DH
Gray

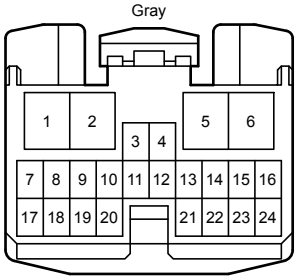

LA
White

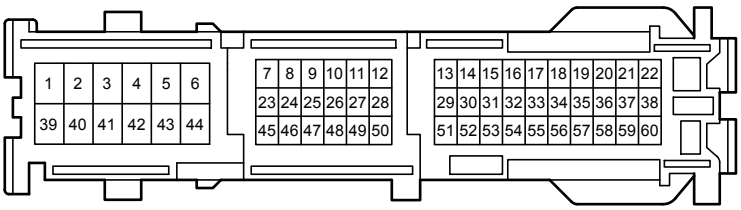

PA
White

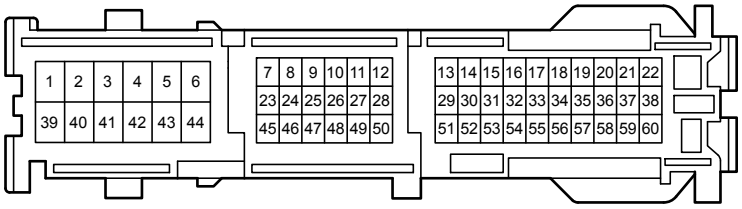

AR1
White

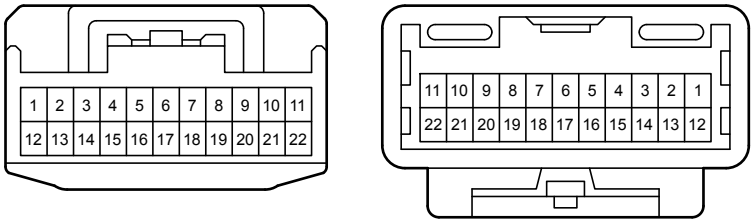

AS1
White

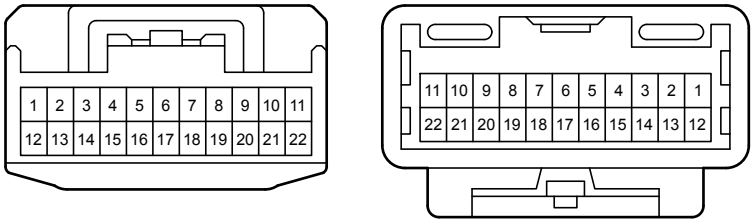

BA1
White

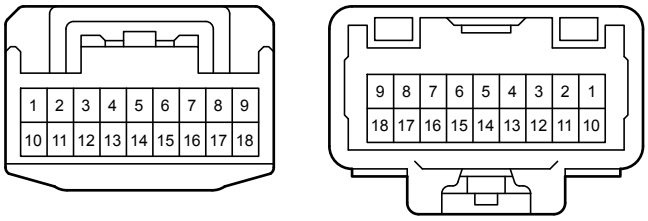

BA2
Gray

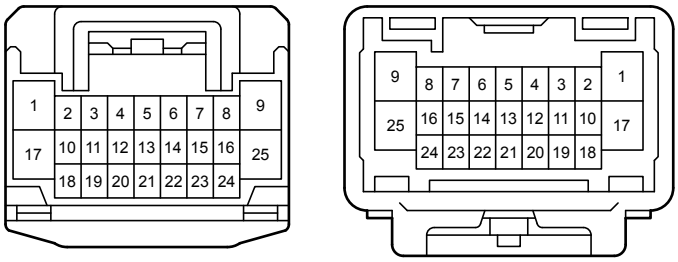

LA1
White

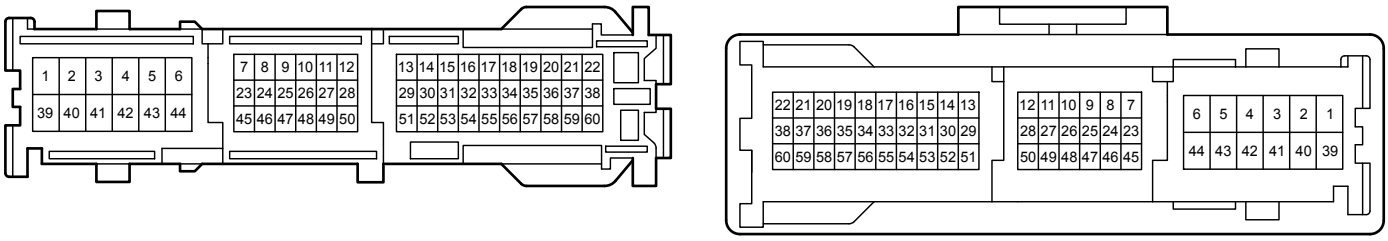

LA3
White

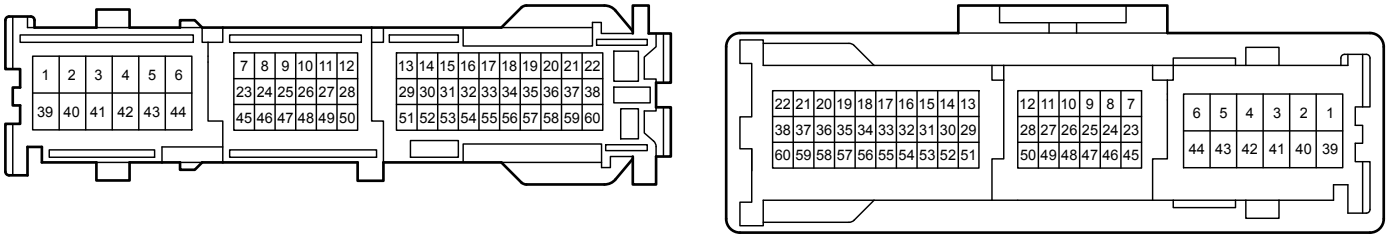

LR1
White

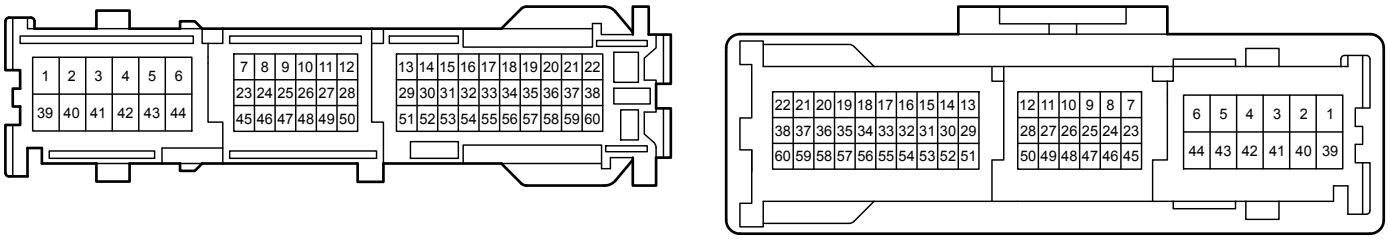

LS1
White

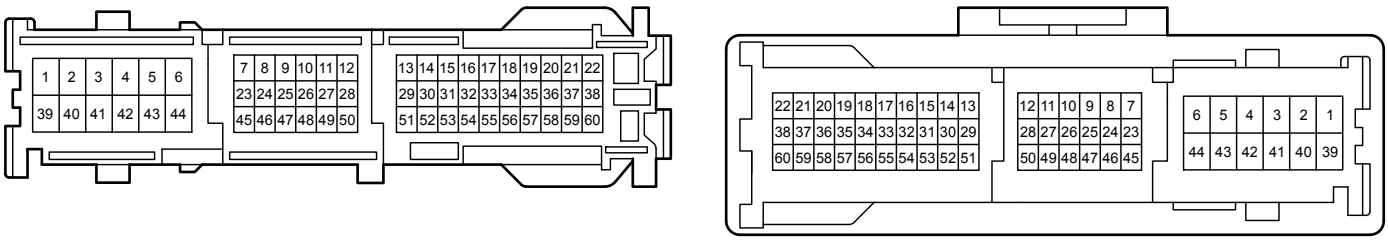

LX1
White

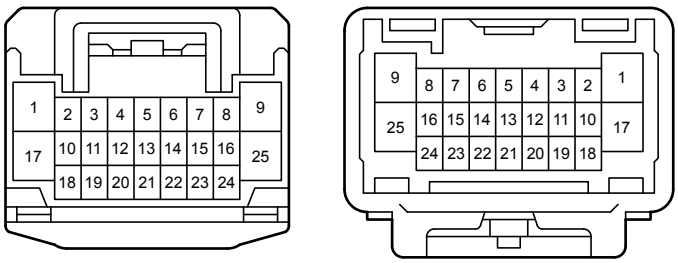

LX2
White

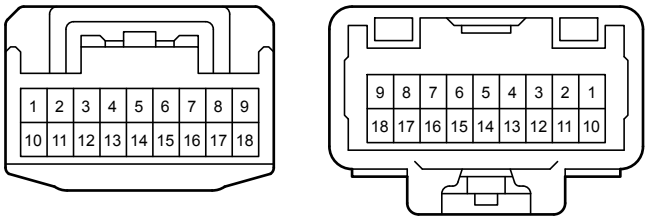

LX4
Gray

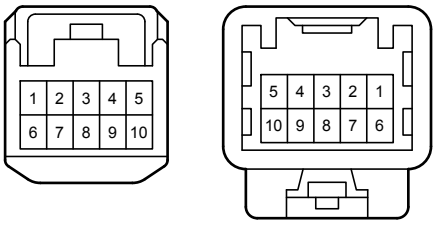

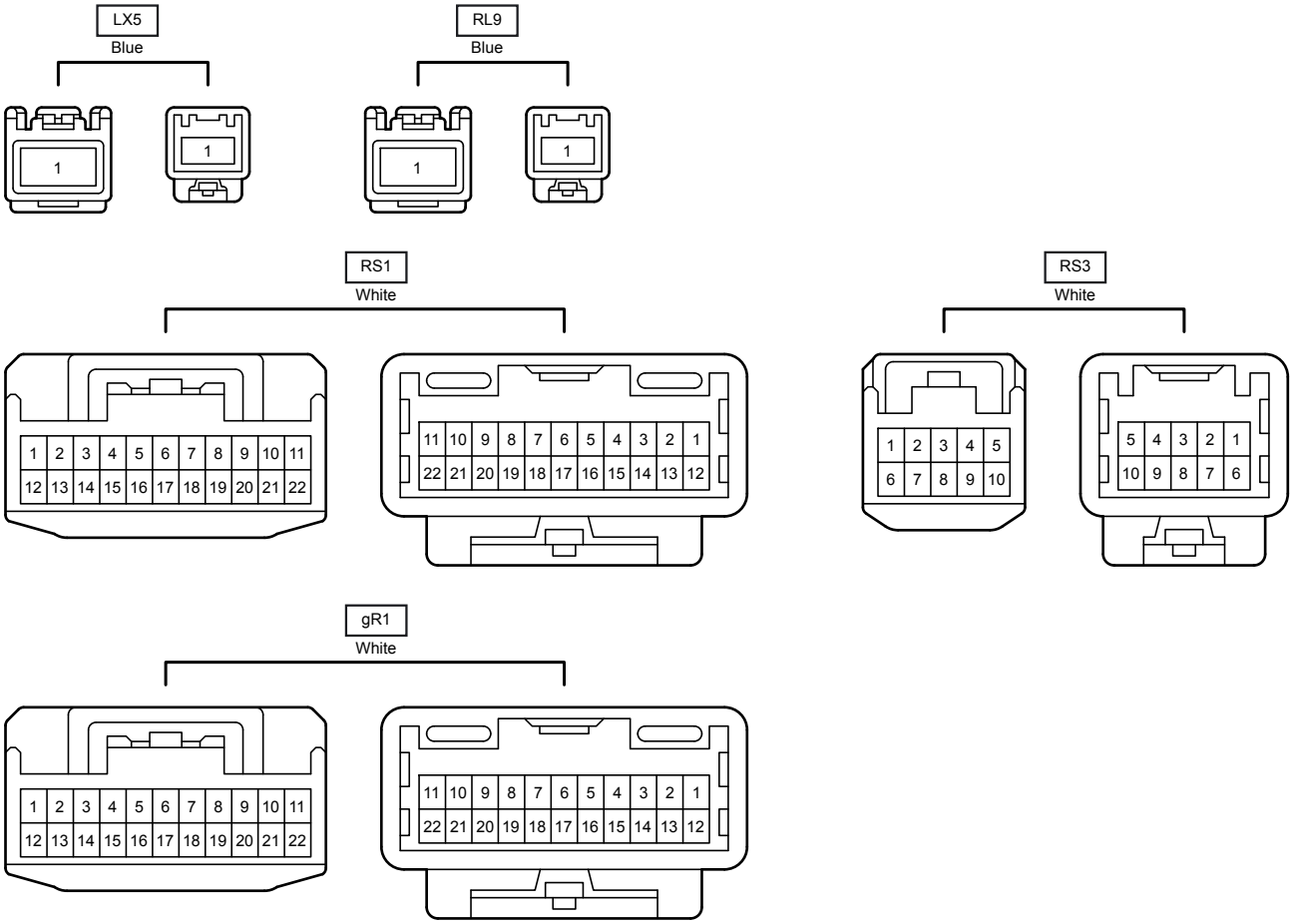
LX5
Blue
1
1
RL9
Blue
1
1
RS1
White
1 2 3 4 5 6 7 8 9 10 11
12 13 14 15 16 17 18 19 20 21 22
11 10 9 8 7 6 5 4 3 2 1
22 21 20 19 18 17 16 15 14 13 12
RS3
White
1 2 3 4 5
6 7 8 9 10
5 4 3 2 1
10 9 8 7 6
gR1
White
1 2 3 4 5 6 7 8 9 10 11
12 13 14 15 16 17 18 19 20 21 22
11 10 9 8 7 6 5 4 3 2 1
22 21 20 19 18 17 16 15 14 13 12