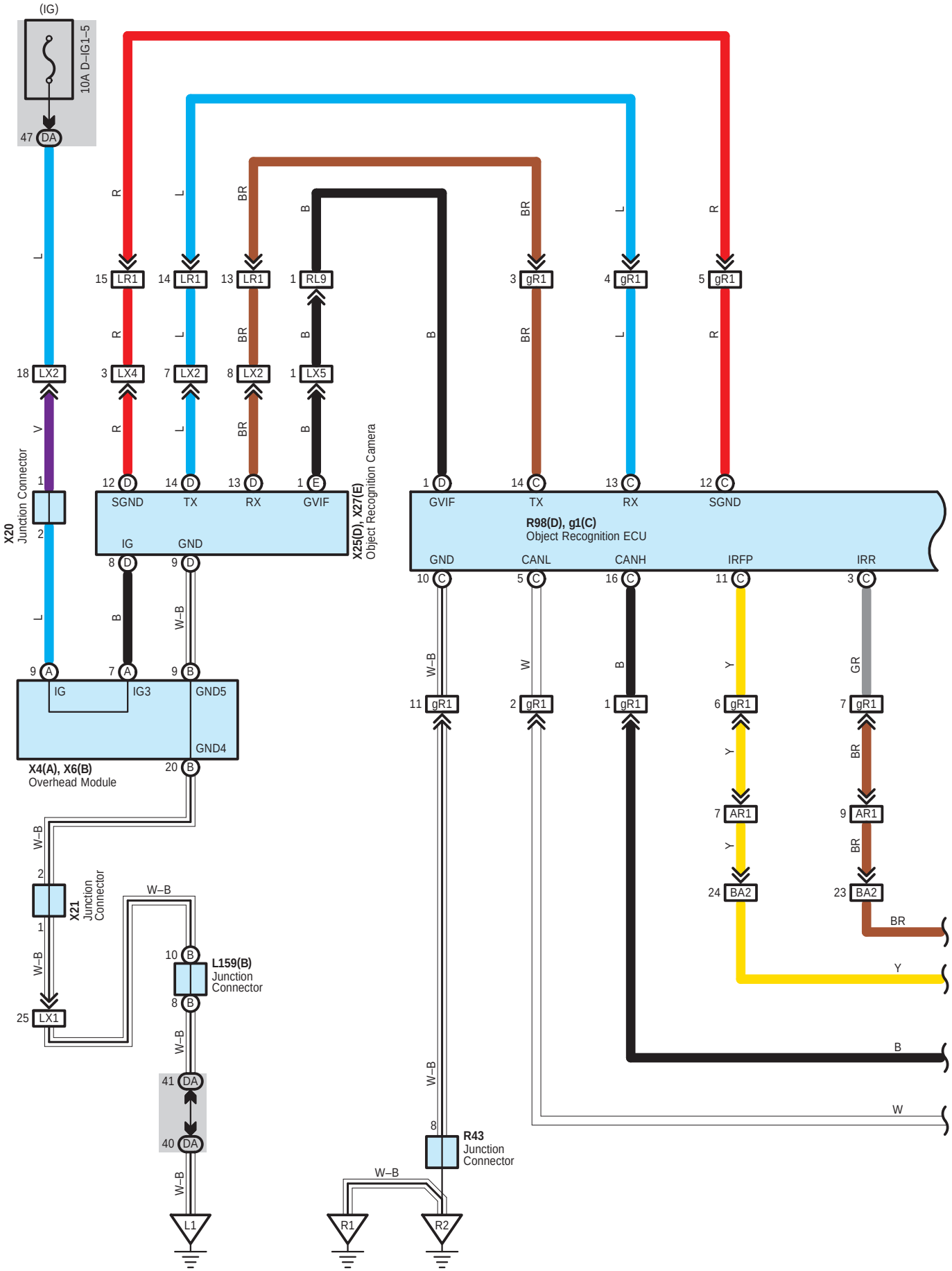
(IG)
10A D–IG1–5
47 DA
X20
Junction Connector
X25(D), X27(E)
Object Recognition Camera
SGND
TX
RX
GVIF
IG
GND
R98(D), g1(C)
Object Recognition ECU
GND
CANL
CANH
IRFP
IRR
X4(A), X6(B)
Overhead Module
IG
IG3
GND5
GND4
X21
Junction Connector
L159(B)
Junction Connector
R43
Junction Connector
L1
R1
R2

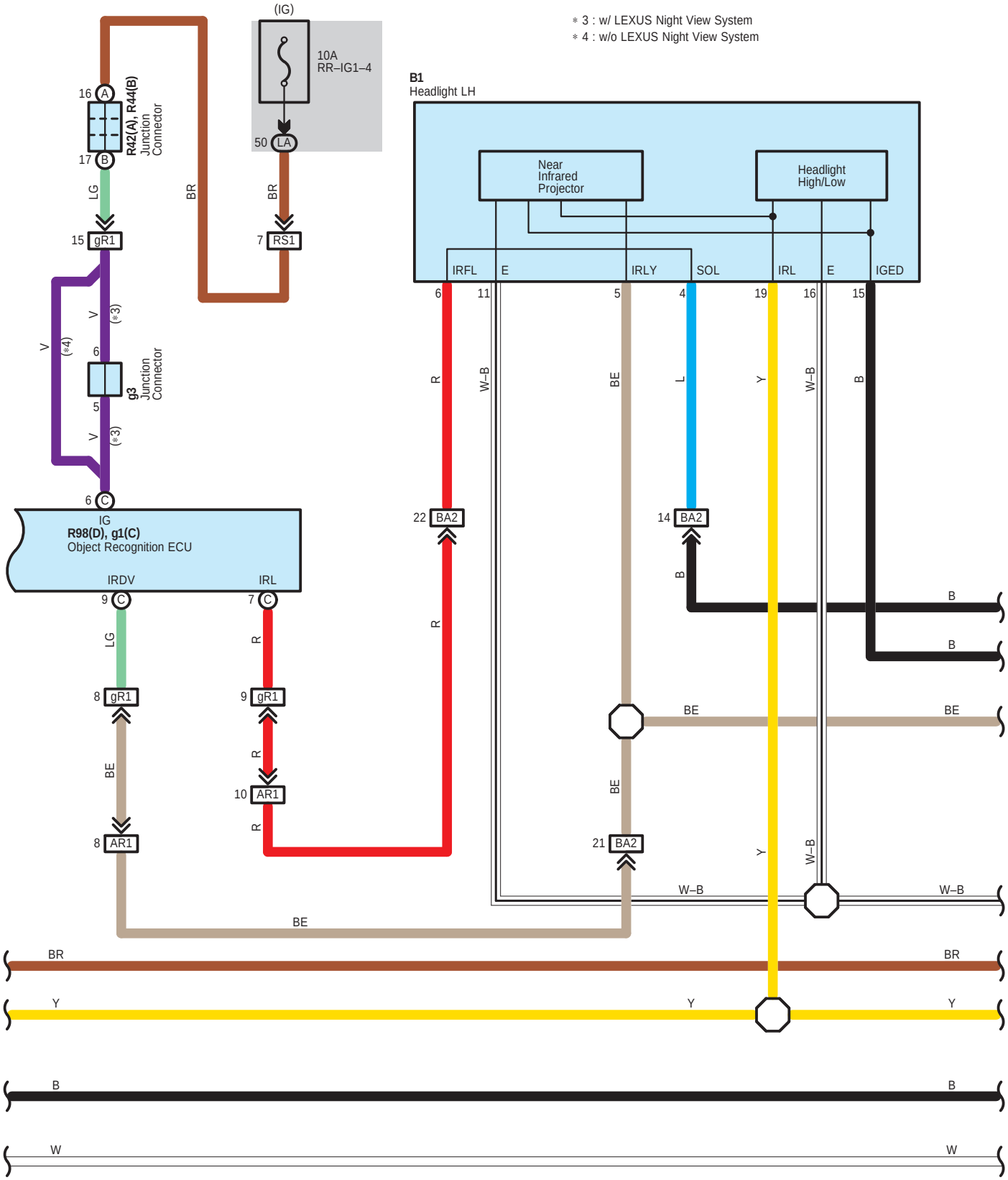
(IG)
10A
RR–IG1–4
50 LA
16 A
17 B
R42(A), R44(B)
Junction
Connector
LG
BR
BR
15 gR1
7 RS1
V
(*4)
V
(*3)
6
5
g3
Junction
Connector
V
(*3)
6 C
IG
R98(D), g1(C)
Object Recognition ECU
IRDV
IRL
9 C
7 C
LG
R
8 gR1
9 gR1
BE
R
10 AR1
8 AR1
R
BE
* 3 : w/ LEXUS Night View System
* 4 : w/o LEXUS Night View System
B1
Headlight LH
Near
Infrared
Projector
Headlight
High/Low
IRFL
E
IRLY
SOL
IRL
E
IGED
6
11
5
4
19
16
15
R
W–B
BE
L
Y
W–B
B
22 BA2
14 BA2
B
B
B
BE
BE
BE
21 BA2
Y
W–B
W–B
W–B
BE
BR
BR
Y
Y
Y
B
B
W
W

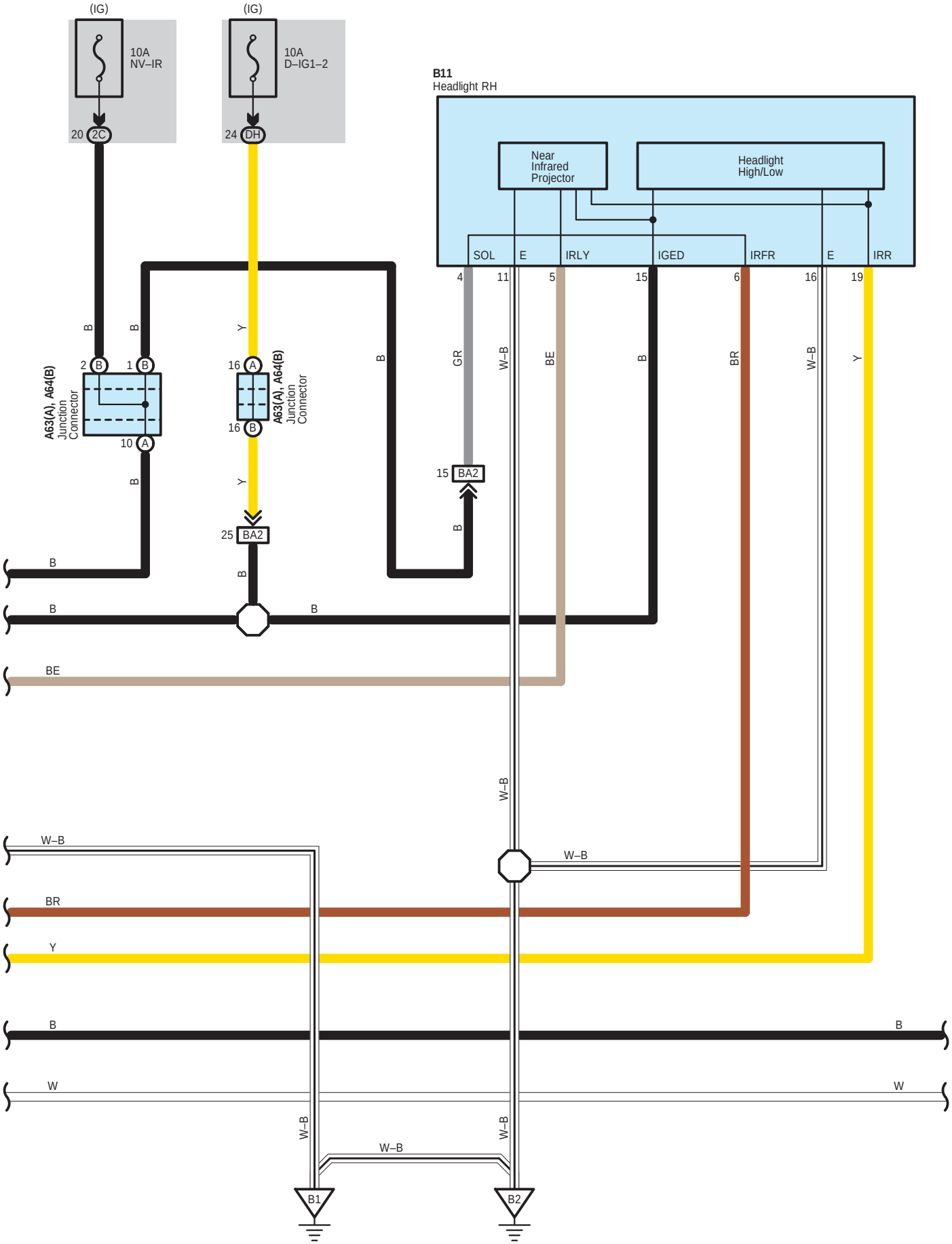
(IG)
10A
NV–IR
20 2C
(IG)
10A
D–IG1–2
24 DH
B11
Headlight RH
Near
Infrared
Projector
Headlight
High/Low
SOL
E
IRLY
IGED
IRFR
E
IRR
4
11
5
15
6
16
19
A63(A), A64(B)
Junction
Connector
2 B
1 B
10 A
16 A
16 B
15 BA2
25 BA2
B
Y
GR
W–B
BE
BR
W
B1
B2

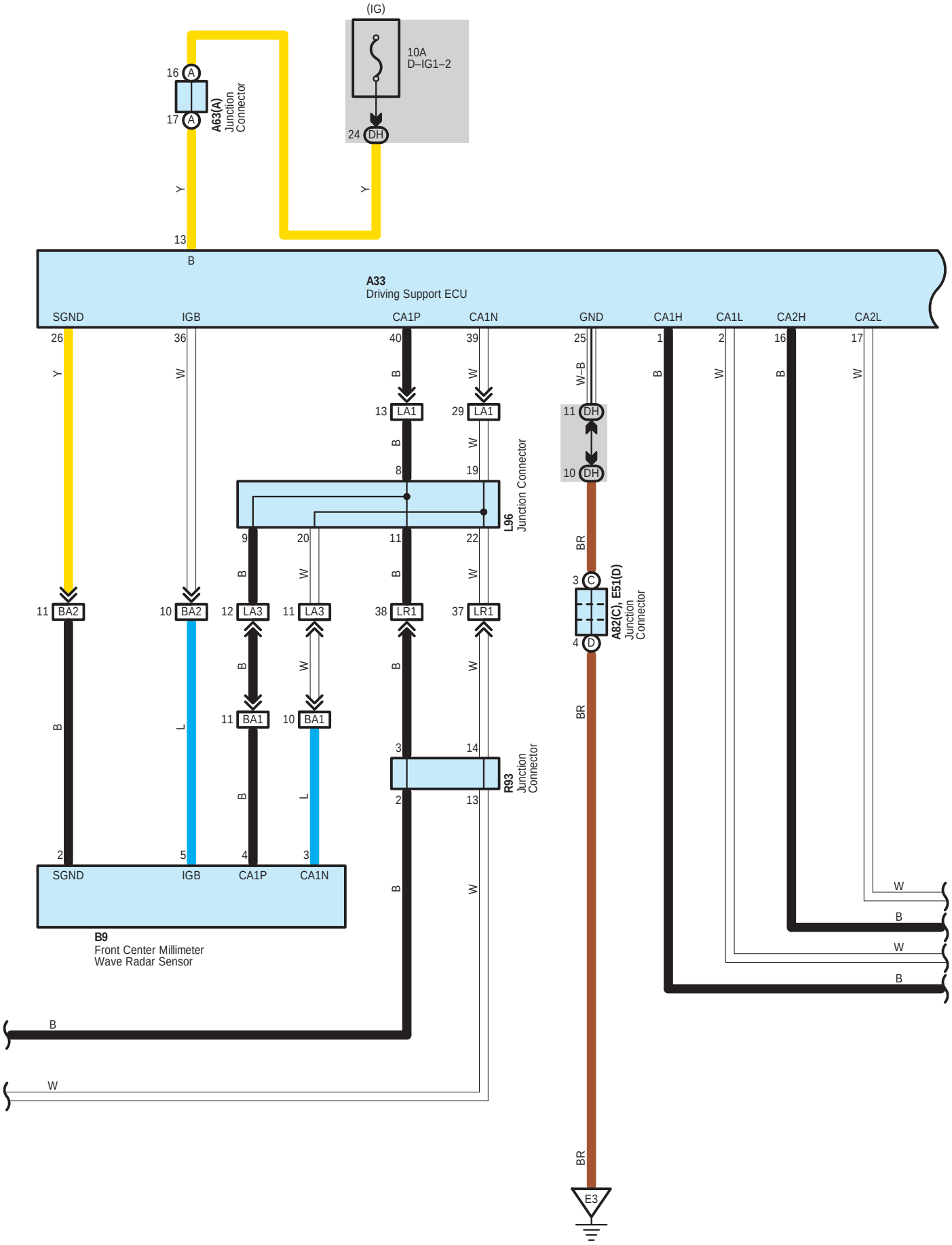
(IG)
10A
D–IG1–2
24 DH
16 A
17 A
A63(A)
Junction
Connector
Y
Y
13
B
A33
Driving Support ECU
SGND
IGB
CA1P
CA1N
GND
CA1H
CA1L
CA2H
CA2L
26
36
40
39
25
1
2
16
17
Y
W
B
W
W–B
B
W
B
W
13 LA1
29 LA1
B
W
8
19
L96
Junction Connector
9
20
11
22
B
W
B
W
11 BA2
10 BA2
12 LA3
11 LA3
38 LR1
37 LR1
B
W
B
W
11 BA1
10 BA1
B
L
B
L
3
14
R93
Junction
Connector
2
13
2
5
4
3
SGND
IGB
CA1P
CA1N
B9
Front Center Millimeter
Wave Radar Sensor
B
W
11 DH
10 DH
BR
3 C
4 D
A82(C), E51(D)
Junction
Connector
BR
BR
E3
W
B
W
B
B
W

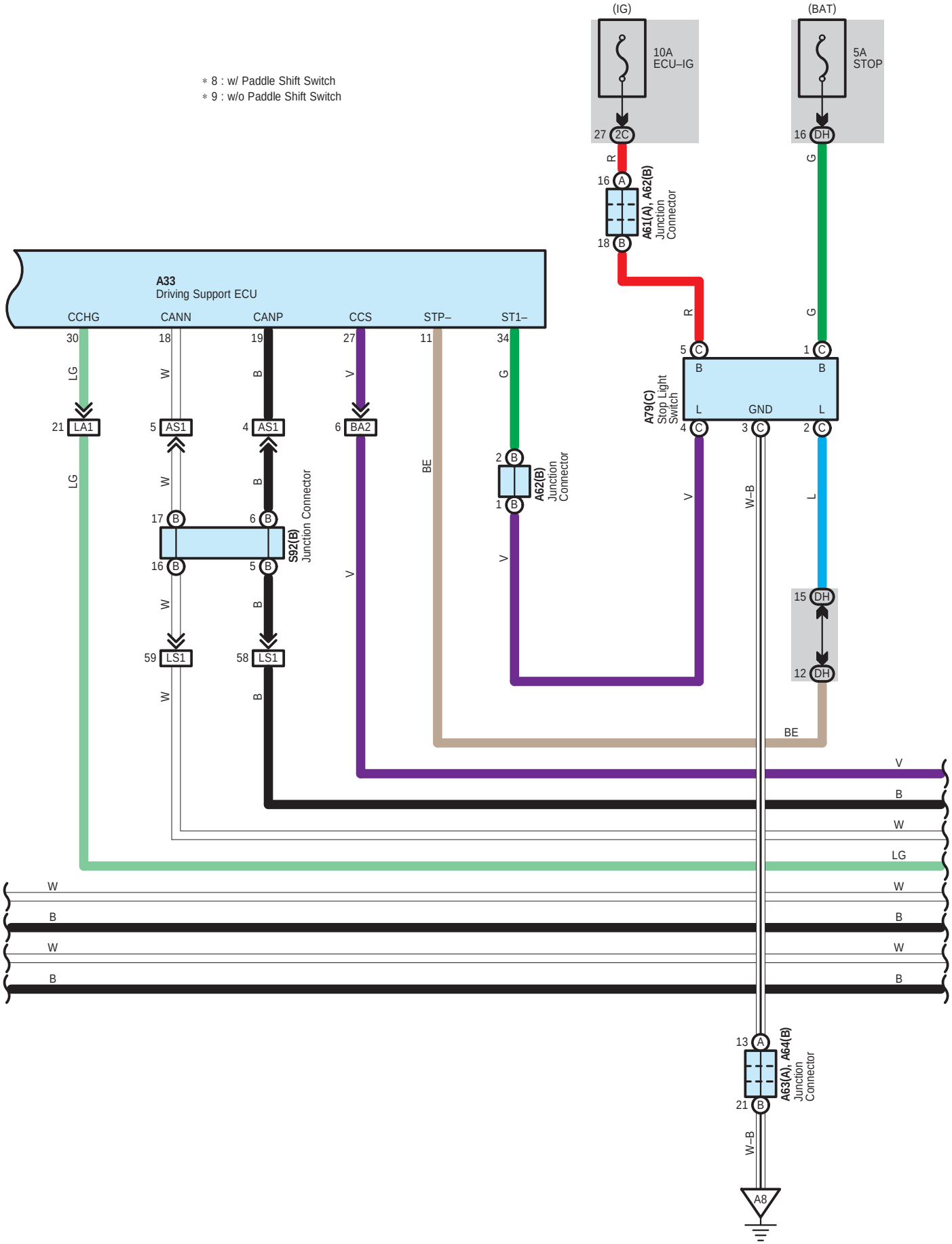
(IG)
10A
ECU–IG
27 2C
(BAT)
5A
STOP
16 DH
* 8 : w/ Paddle Shift Switch
* 9 : w/o Paddle Shift Switch
16 A
18 B
A61(A), A62(B)
Junction
Connector
A33
Driving Support ECU
CCHG
CANN
CANP
CCS
STP–
ST1–
30
18
19
27
11
34
21 LA1
5 AS1
4 AS1
6 BA2
17 B
6 B
16 B
5 B
S92(B)
Junction Connector
59 LS1
58 LS1
2 B
1 B
A62(B)
Junction
Connector
5 C
1 C
B
B
L
GND
L
A79(C)
Stop Light
Switch
4 C
3 C
2 C
15 DH
12 DH
13 A
21 B
A63(A), A64(B)
Junction
Connector
A8
LG
W
B
G
V
BE
R
L
W–B

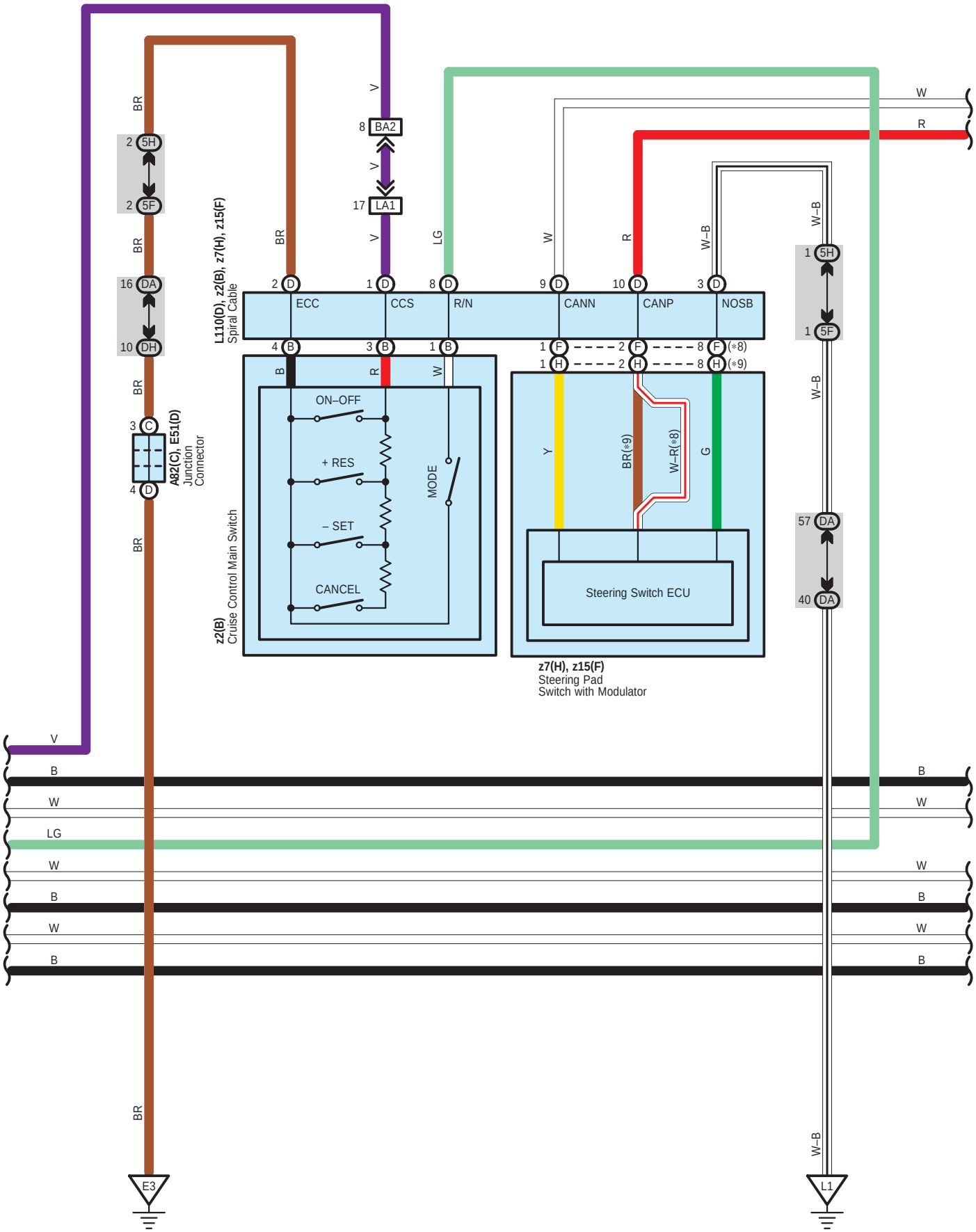
BR
2 5H
2 5F
BR
16 DA
10 DH
BR
3 C
4 D
A82(C), E51(D)
Junction
Connector
BR
V
8 BA2
V
17 LA1
V
BR
LG
W
R
W–B
W–B
1 5H
1 5F
W–B
57 DA
40 DA
L110(D), z2(B), z7(H), z15(F)
Spiral Cable
2 D
1 D
8 D
9 D
10 D
3 D
ECC
CCS
R/N
CANN
CANP
NOSB
4 B
3 B
1 B
1 F
2 F
8 F (*8)
1 H
2 H
8 H (*9)
B
R
W
ON–OFF
+ RES
– SET
CANCEL
MODE
z2(B)
Cruise Control Main Switch
Y
BR(*9)
W–R(*8)
G
Steering Switch ECU
z7(H), z15(F)
Steering Pad
Switch with Modulator
V
B
W
LG
W
B
W
B
B
W
W
B
W
B
BR
W–B
E3
L1

＊1 : Light Control Switch LH Side Type
＊2 : Light Control Switch RH Side Type

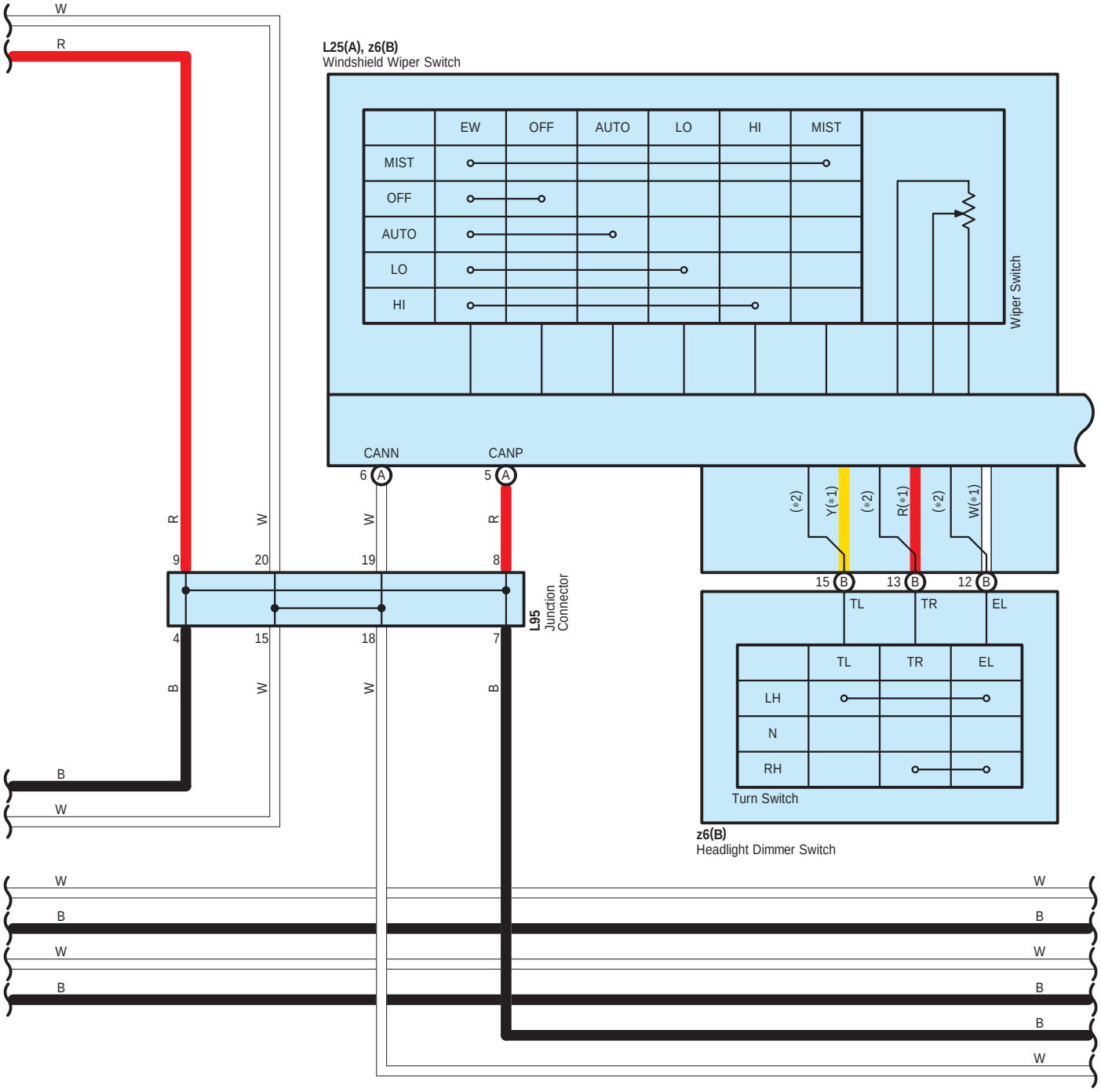

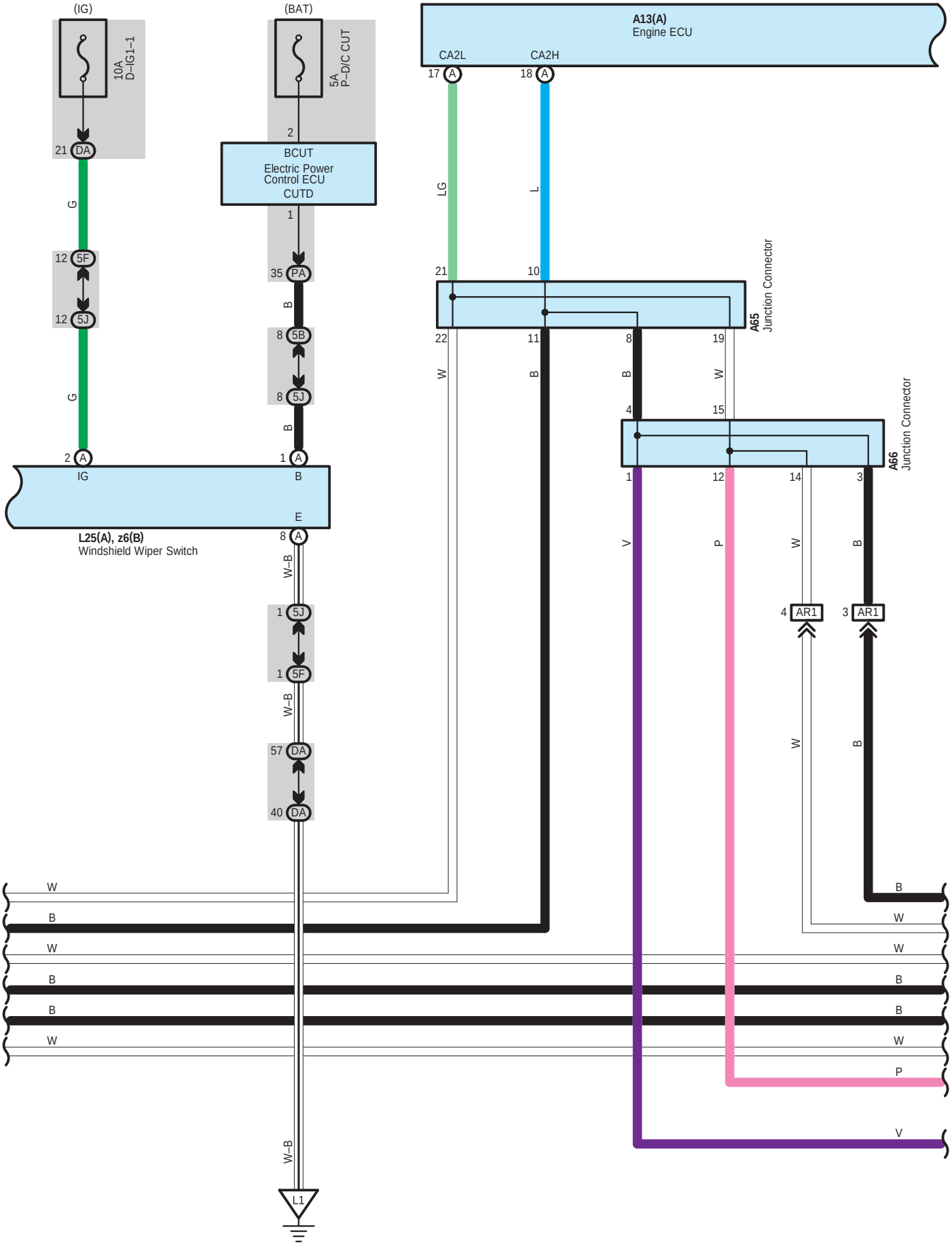
(IG)
10A
D–IG1–1
21 DA
G
12 5F
12 5J
G
2 A
IG
L25(A), z6(B)
Windshield Wiper Switch
(BAT)
5A
P–D/C CUT
2
BCUT
Electric Power
Control ECU
CUTD
1
35 PA
B
8 5B
8 5J
B
1 A
B
E
8 A
W–B
1 5J
1 5F
W–B
57 DA
40 DA
W–B
L1
A13(A)
Engine ECU
CA2L
CA2H
17 A
18 A
LG
L
21
10
22
11
8
19
W
B
B
W
A65
Junction Connector
4
15
1
12
14
3
V
P
W
B
A66
Junction Connector
4 AR1
3 AR1
W
B
W
B
W
B
B
W
W
B
B
W
P
V

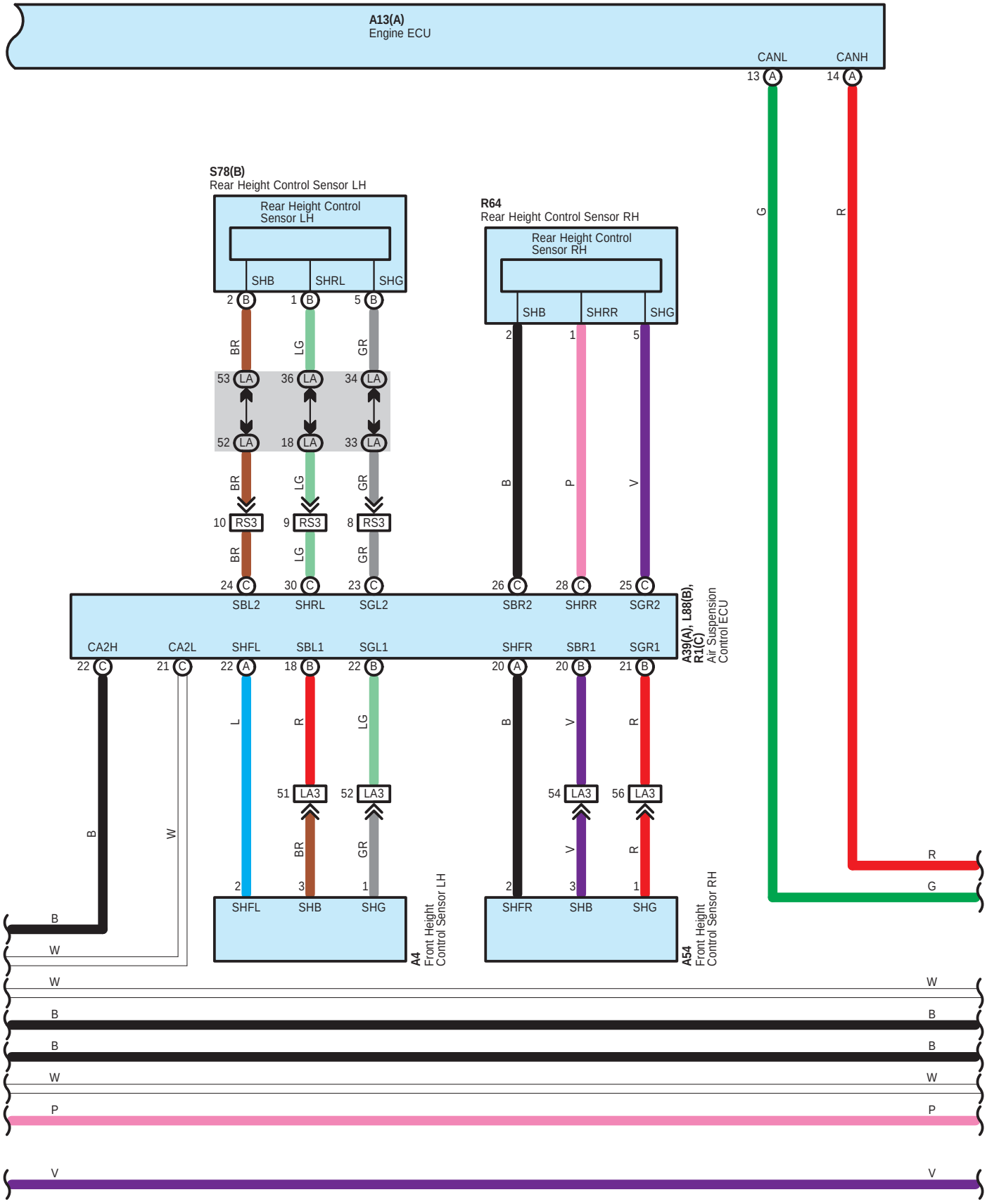
A13(A)
Engine ECU
CANL
CANH
13 A
14 A
S78(B)
Rear Height Control Sensor LH
Rear Height Control Sensor LH
SHB
SHRL
SHG
R64
Rear Height Control Sensor RH
Rear Height Control Sensor RH
SHB
SHRR
SHG
G
R
BR
LG
GR
B
P
V
53 LA
36 LA
34 LA
52 LA
18 LA
33 LA
10 RS3
9 RS3
8 RS3
24 C
30 C
23 C
26 C
28 C
25 C
SBL2
SHRL
SGL2
SBR2
SHRR
SGR2
A39(A), L88(B), R1(C)
Air Suspension Control ECU
CA2H
CA2L
SHFL
SBL1
SGL1
SHFR
SBR1
SGR1
22 C
21 C
22 A
18 B
22 B
20 A
20 B
21 B
L
51 LA3
52 LA3
54 LA3
56 LA3
2
3
1
SHFL
SHB
SHG
A4
Front Height Control Sensor LH
SHFR
A54
Front Height Control Sensor RH
W

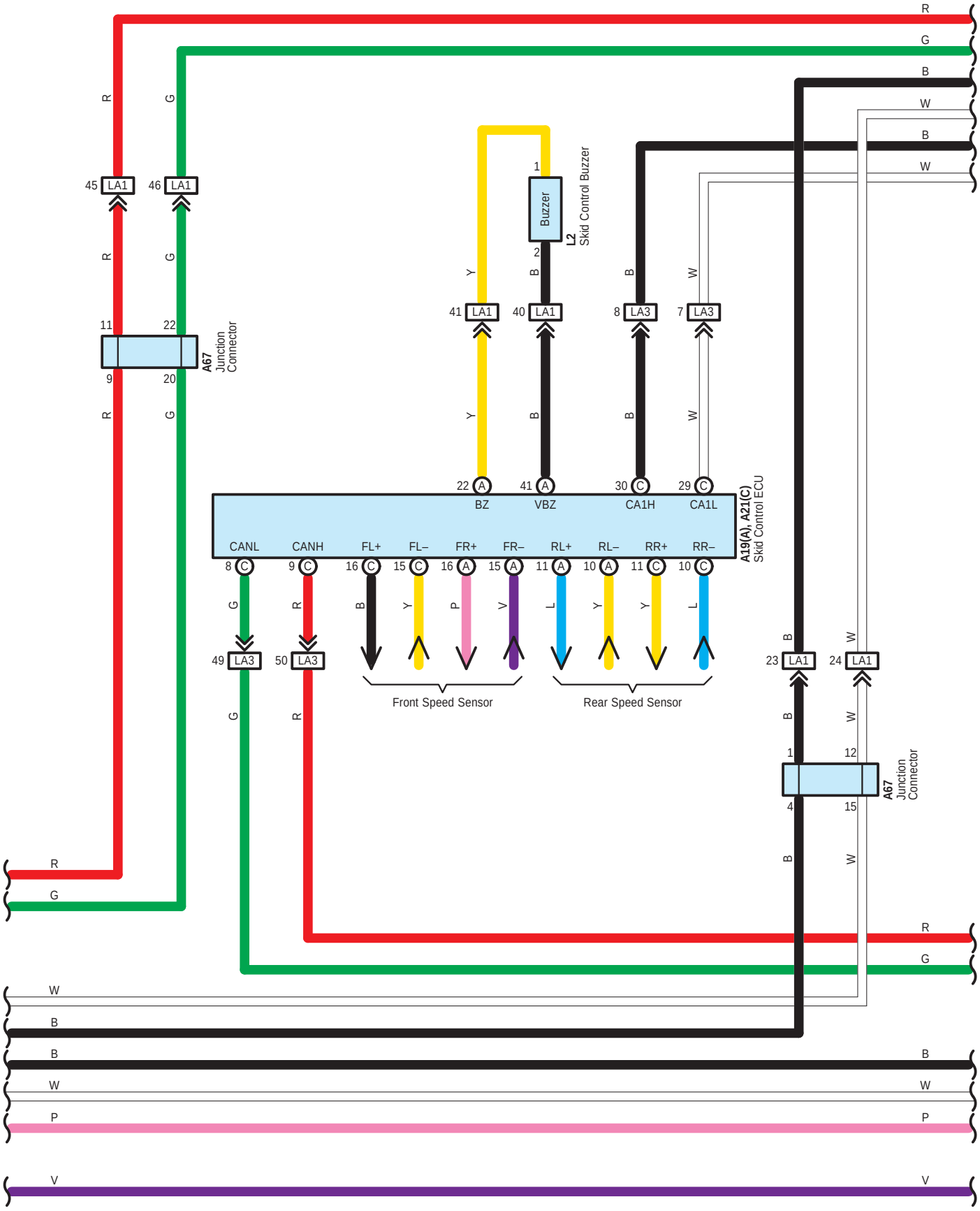
R
G
B
W
B
W
45 LA1
46 LA1
R
G
11
22
9
20
A67
Junction
Connector
1
Buzzer
2
L2
Skid Control Buzzer
Y
B
41 LA1
40 LA1
8 LA3
7 LA3
22 A
BZ
41 A
VBZ
30 C
CA1H
29 C
CA1L
A19(A), A21(C)
Skid Control ECU
CANL
CANH
FL+
FL–
FR+
FR–
RL+
RL–
RR+
RR–
8 C
9 C
16 C
15 C
16 A
15 A
11 A
10 A
11 C
10 C
49 LA3
50 LA3
23 LA1
24 LA1
Front Speed Sensor
Rear Speed Sensor
1
12
4
15
P
V

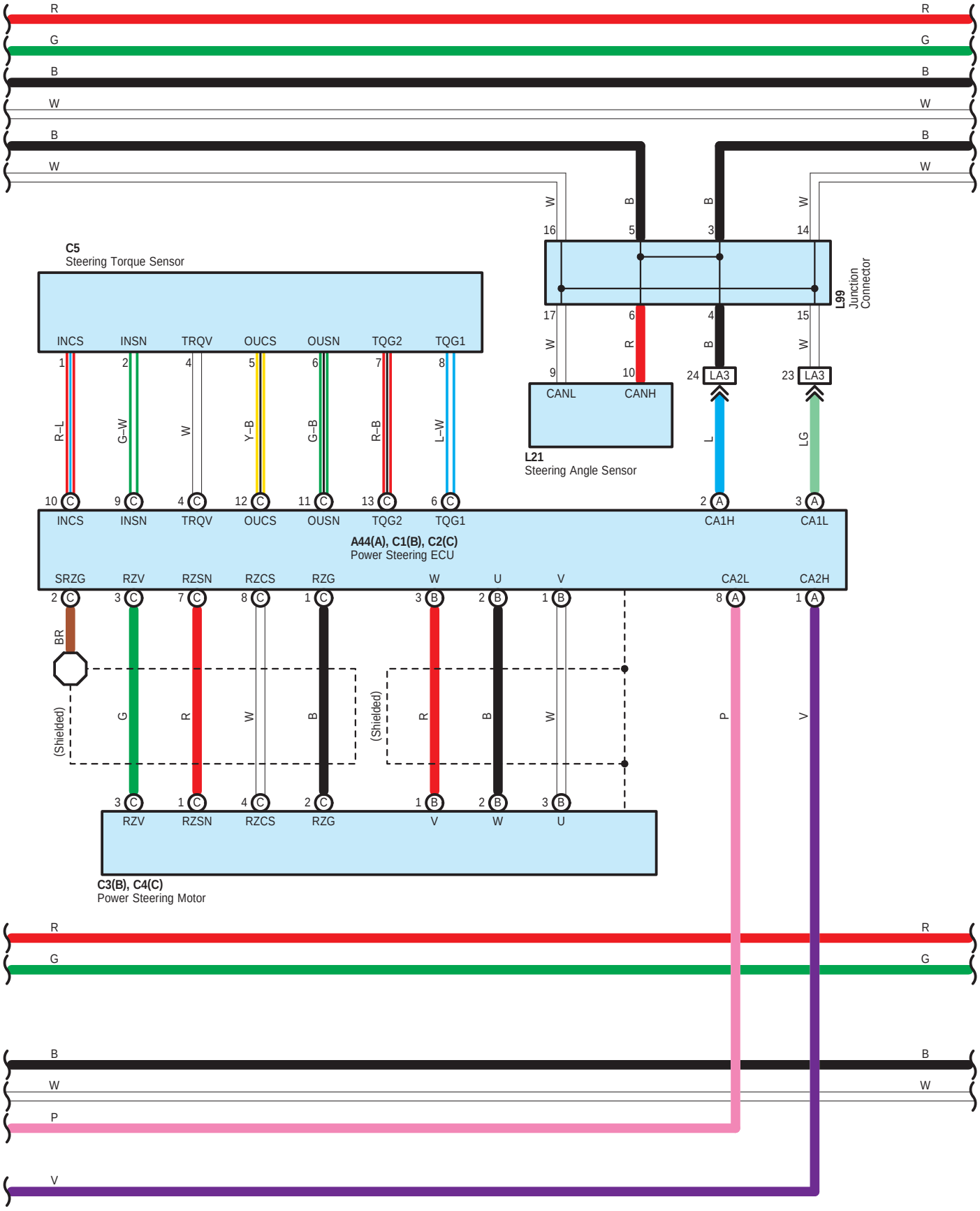
C5
Steering Torque Sensor
INCS
INSN
TRQV
OUCS
OUSN
TQG2
TQG1
L99
Junction Connector
CANL
CANH
L21
Steering Angle Sensor
LA3
A44(A), C1(B), C2(C)
Power Steering ECU
CA1H
CA1L
SRZG
RZV
RZSN
RZCS
RZG
W
U
V
CA2L
CA2H
(Shielded)
C3(B), C4(C)
Power Steering Motor

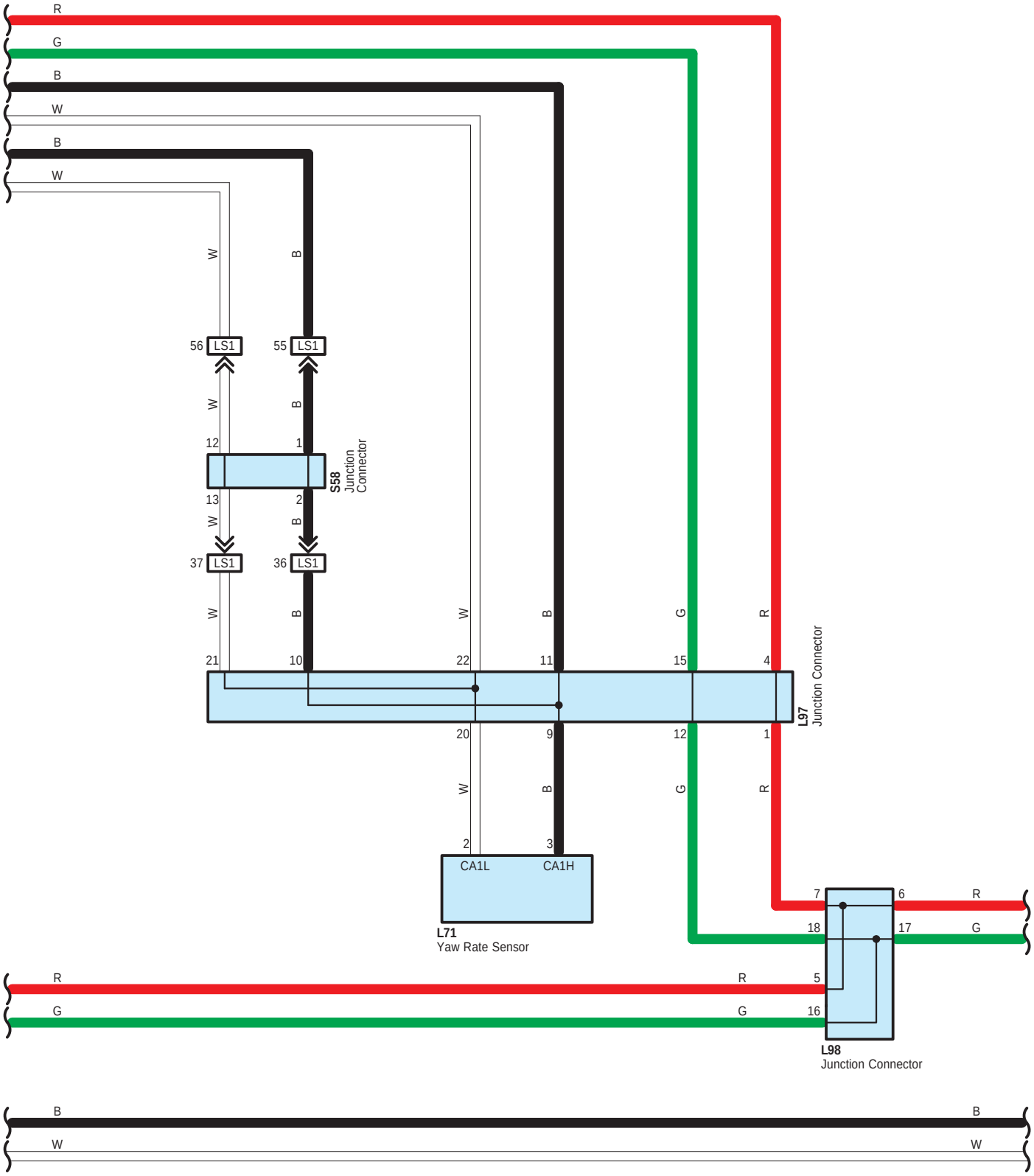
R
G
B
W
B
W
W
B
56 LS1
55 LS1
W
B
12
1
S58
Junction
Connector
13
2
W
B
37 LS1
36 LS1
W
B
W
B
G
R
21
10
22
11
15
4
L97
Junction Connector
20
9
12
1
W
B
G
R
2
3
CA1L
CA1H
L71
Yaw Rate Sensor
7
6
R
18
17
G
R
R
5
G
G
16
L98
Junction Connector
B
B
W
W

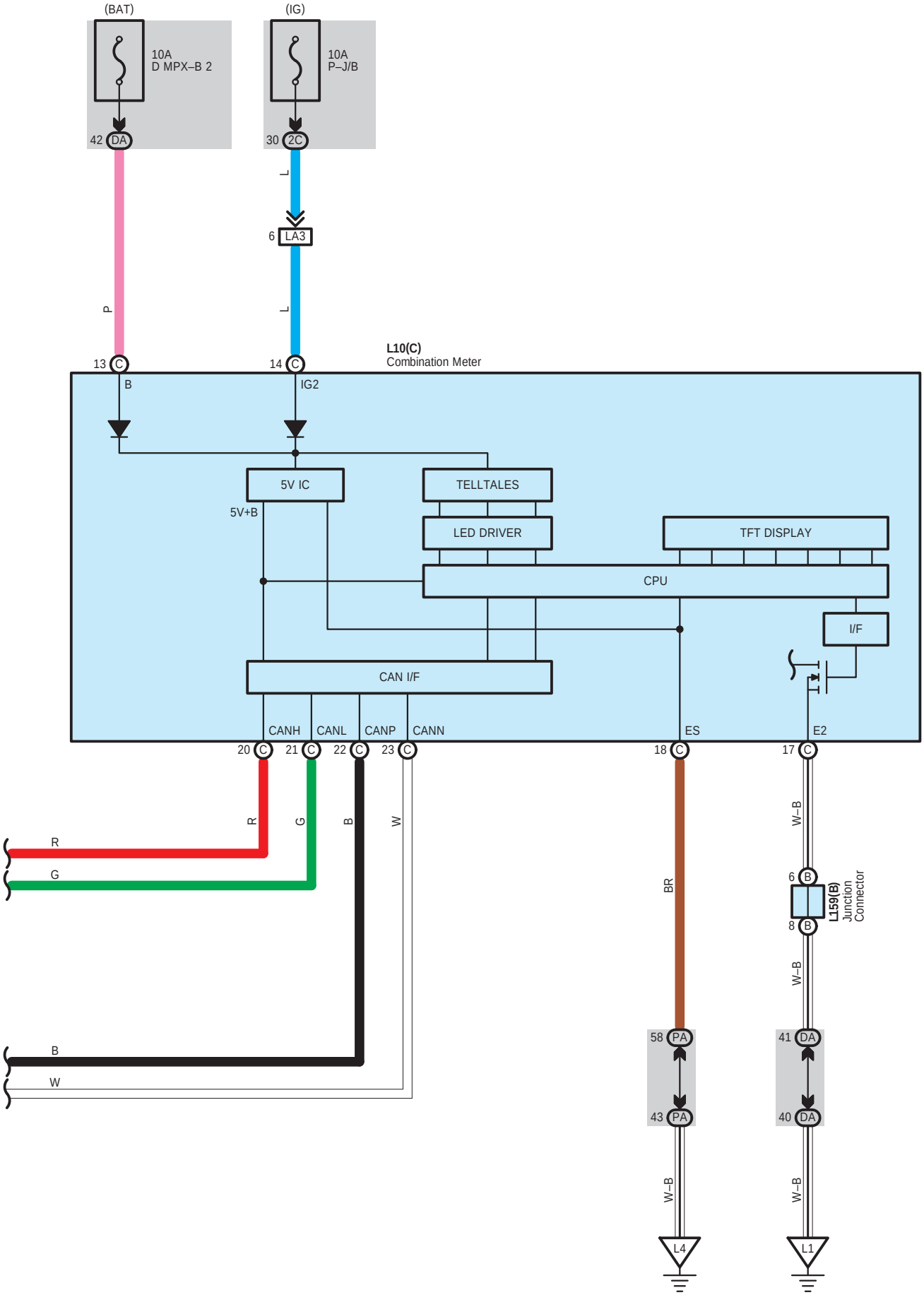
(BAT)
10A
D MPX–B 2
42 DA
(IG)
10A
P–J/B
30 2C
L
6 LA3
L
P
13 C
14 C
L10(C)
Combination Meter
B
IG2
5V IC
5V+B
TELLTALES
LED DRIVER
TFT DISPLAY
CPU
I/F
CAN I/F
CANH
CANL
CANP
CANN
ES
E2
20 C
21 C
22 C
23 C
18 C
17 C
R
G
B
W
R
G
B
W
BR
W–B
6 B
8 B
L159(B)
Junction
Connector
W–B
58 PA
43 PA
41 DA
40 DA
W–B
W–B
L4
L1

A 4
Black



A 13
White

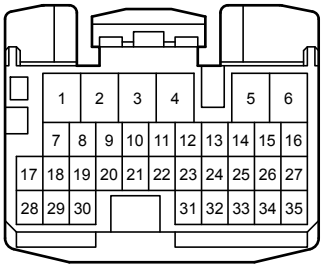

A 19
Black

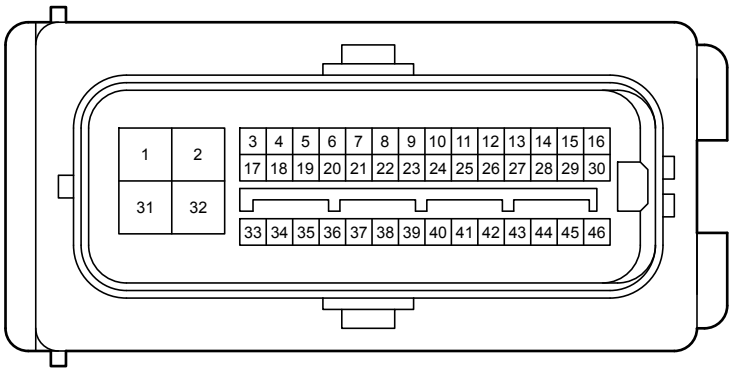

A 21
Gray

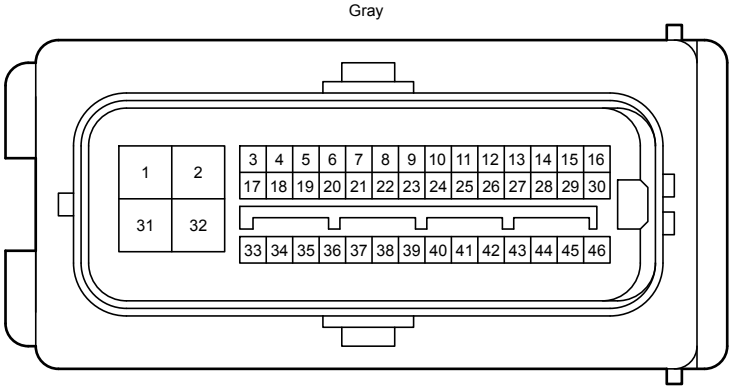

A 33
White

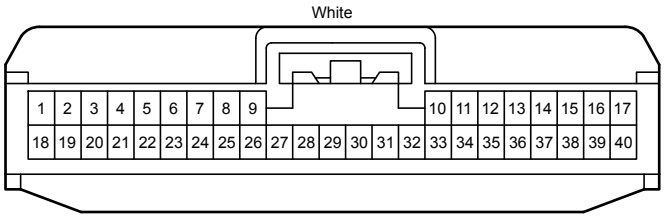

A 39
Black

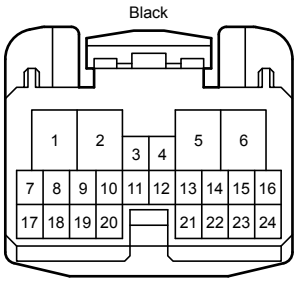

A 44
Black

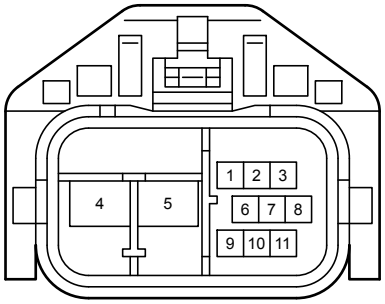

A 54
Black



A 61
Black

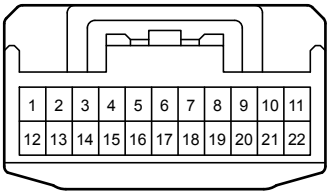

A 62
Blue

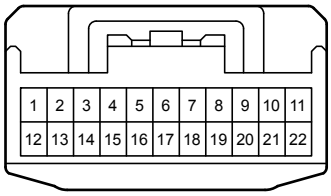

A 63
Black

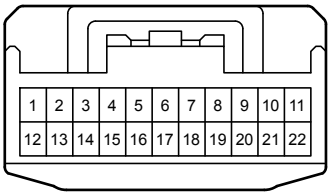

A 64
Black

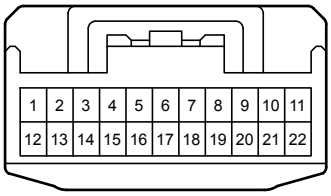

A 65
Gray

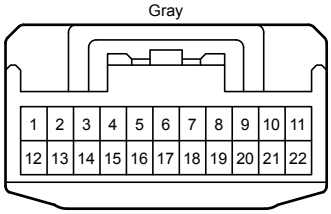

A 66
Black

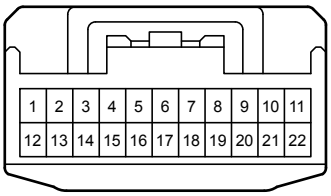

A 67
Black

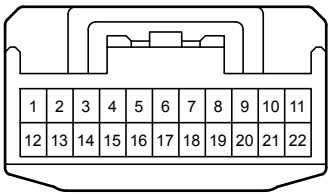

A 79
White

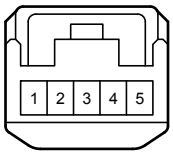

A 82
Gray

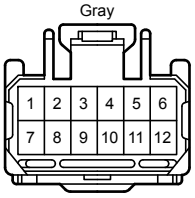

B 1
Black



B 9
Black



B 11
Black



C 1
Black

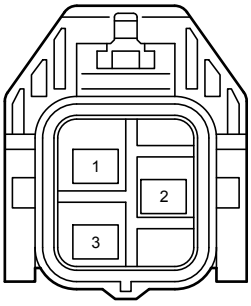

C 2
Black

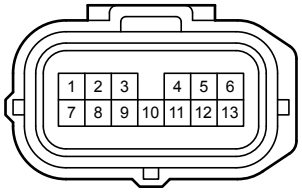

C 3
Gray

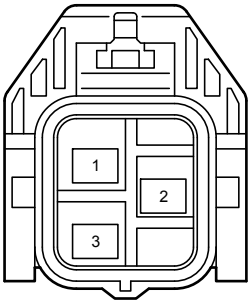

C 4
Gray

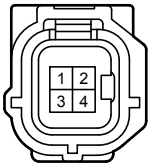

C 5
Gray



E 51
Blue



L 2
Blue



L 10
White

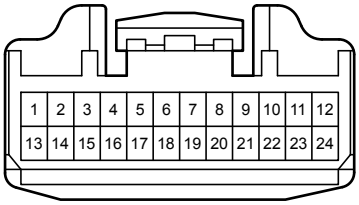

(Before Sep. 2008 Production)

L 10
Black

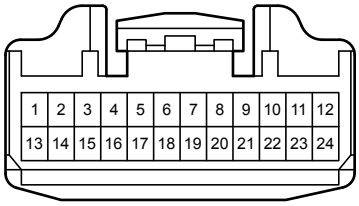

(From Sep. 2008 Production)

L 21
White

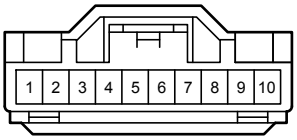

L 25
White



L 71
Black



L 88
Black

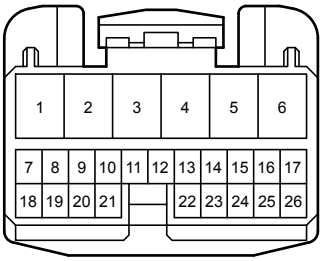

L 95
Gray

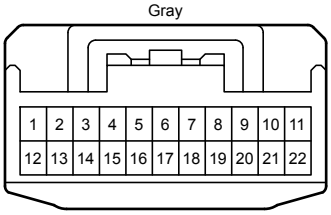

L 96
Black

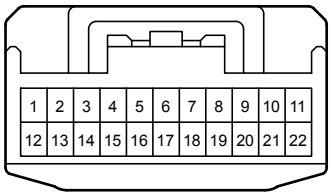

L 97
Black

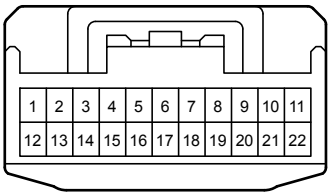

L 98
Gray

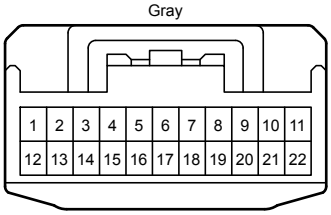

L 99
Black

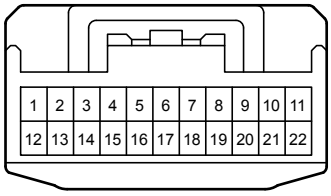

L110
Black

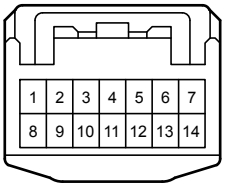

L159
Blue

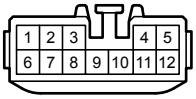

R 1
Black

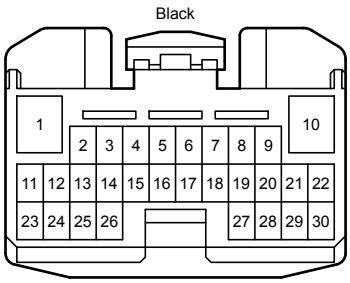

R 42
Black

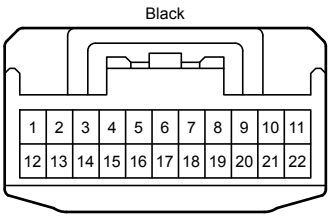

R 43
White

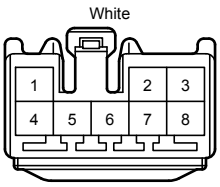

R 44
Black

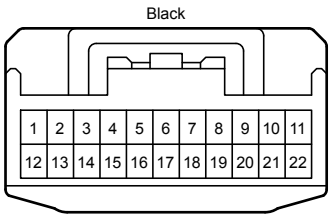

R 64
White

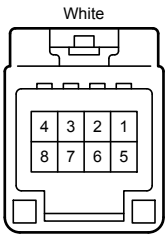

R 93
White

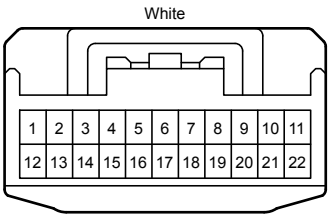

R 98
Blue

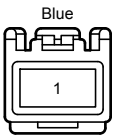

S 58
Black

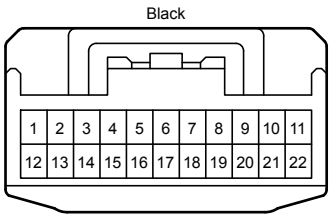

S 78
White

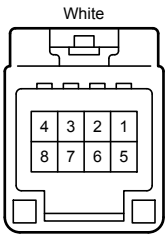

S 92
Gray

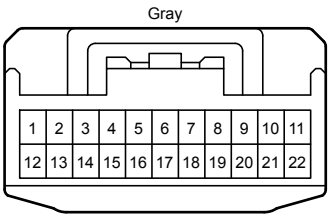

X 4
White

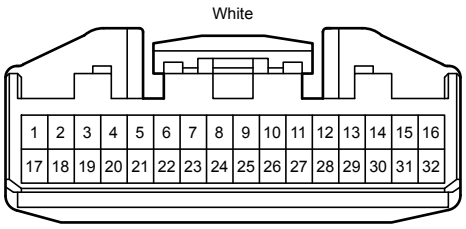

X 6
White

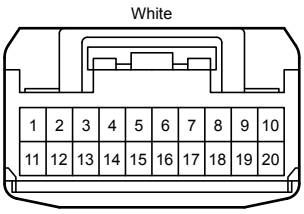

X 20
Black

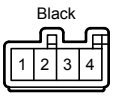

X 21
Black

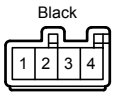

X 25
White

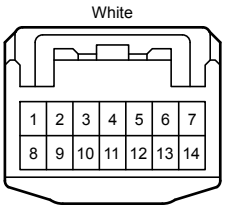

X 27
Blue

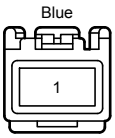

g 1
White

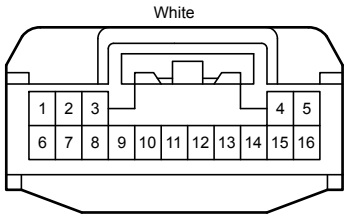

g 3
White

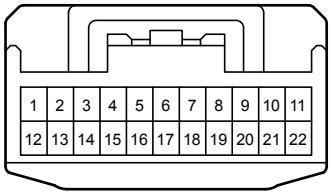

z 2
White

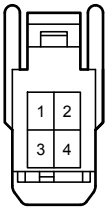

z 6
White

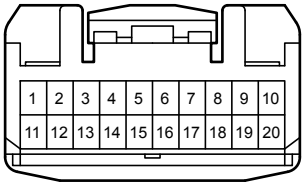

z 7
Black

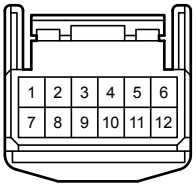

(From Sep. 2009 Production)

z 15
Black

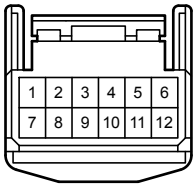

2C
White

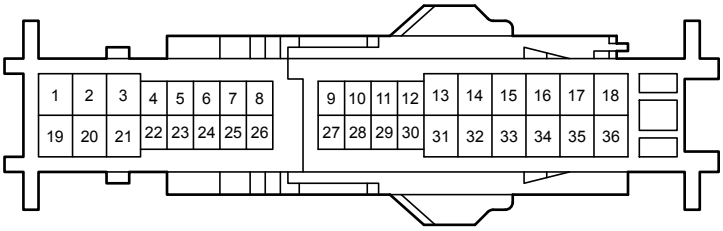

5B
Gray

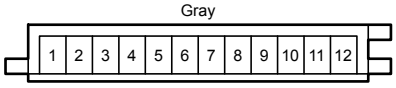

5F
Gray

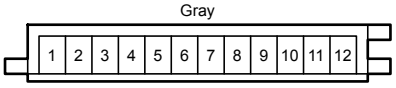

5H
Gray

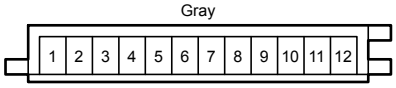

5J
Gray

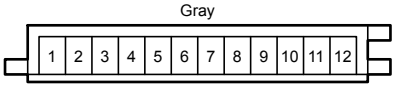

DA
White

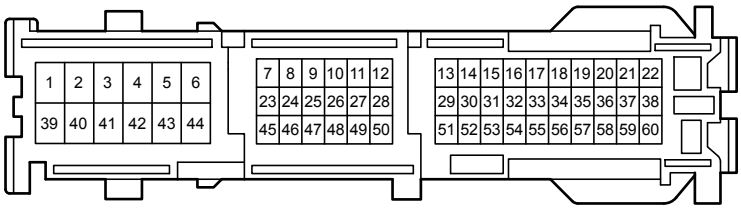

DH
Gray

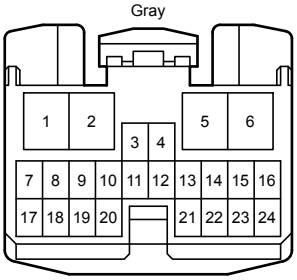

LA
White

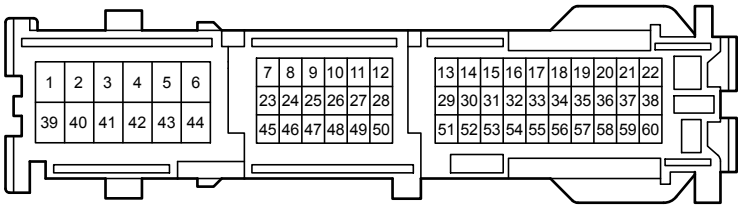

PA
White

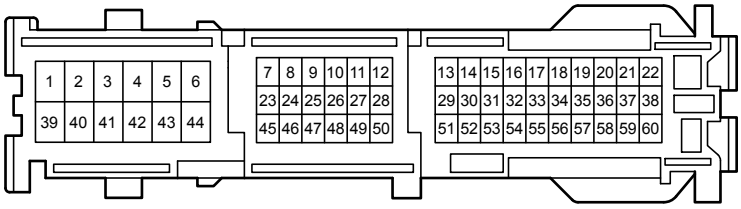

AR1
White

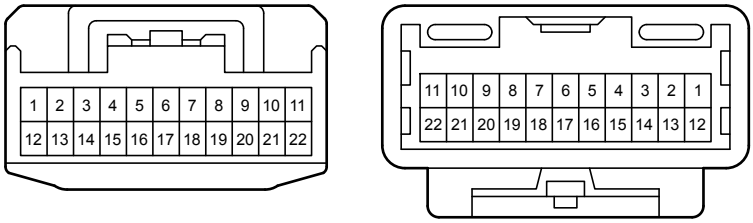

AS1
White

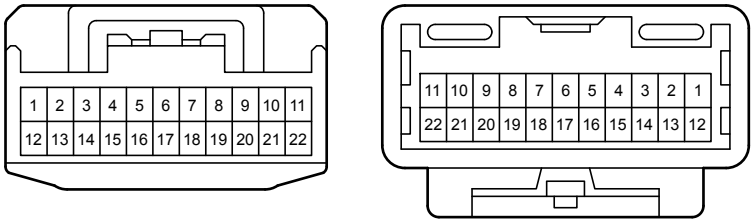

BA1
White

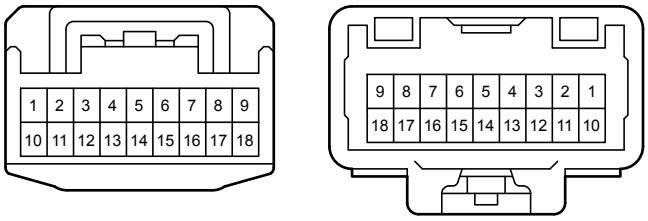

BA2
Gray

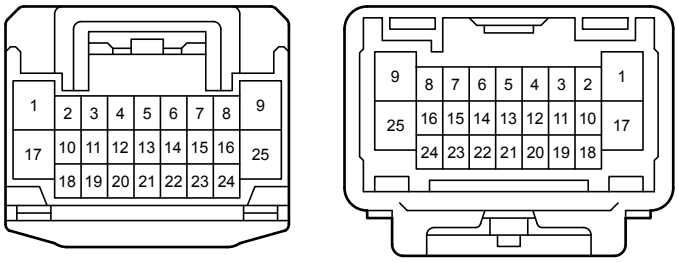

LA1
White

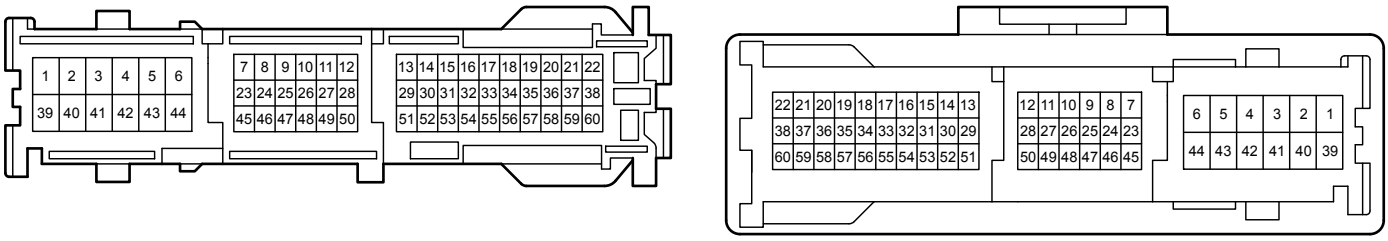

LA3
White

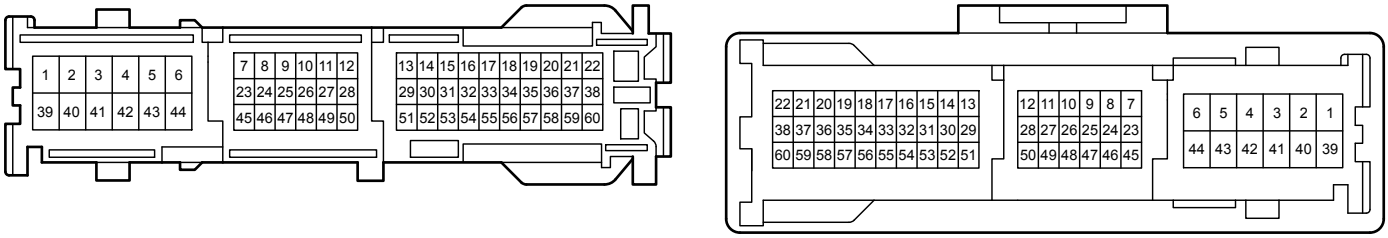

LR1
White

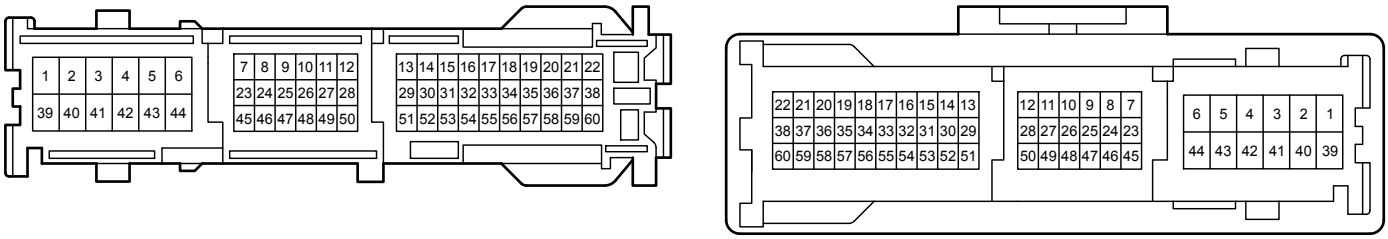

LS1
White

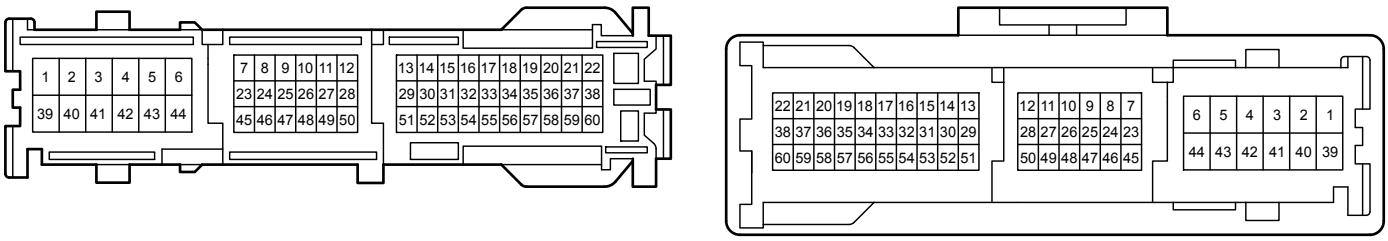

LX1
White

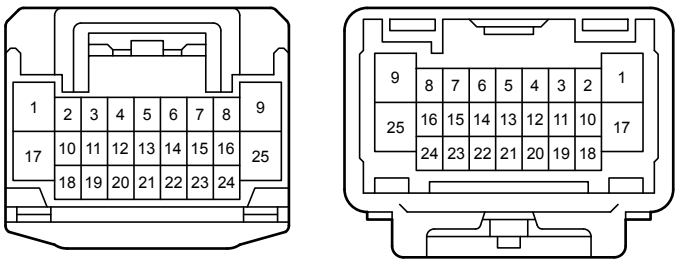

LX2
White

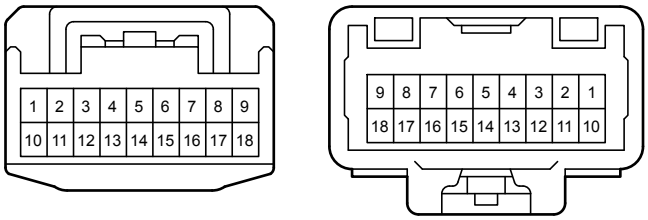

LX4
Gray

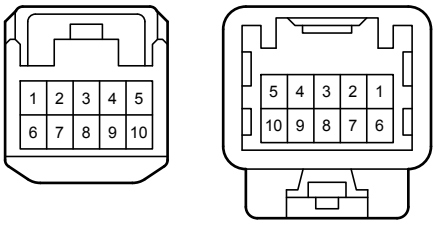

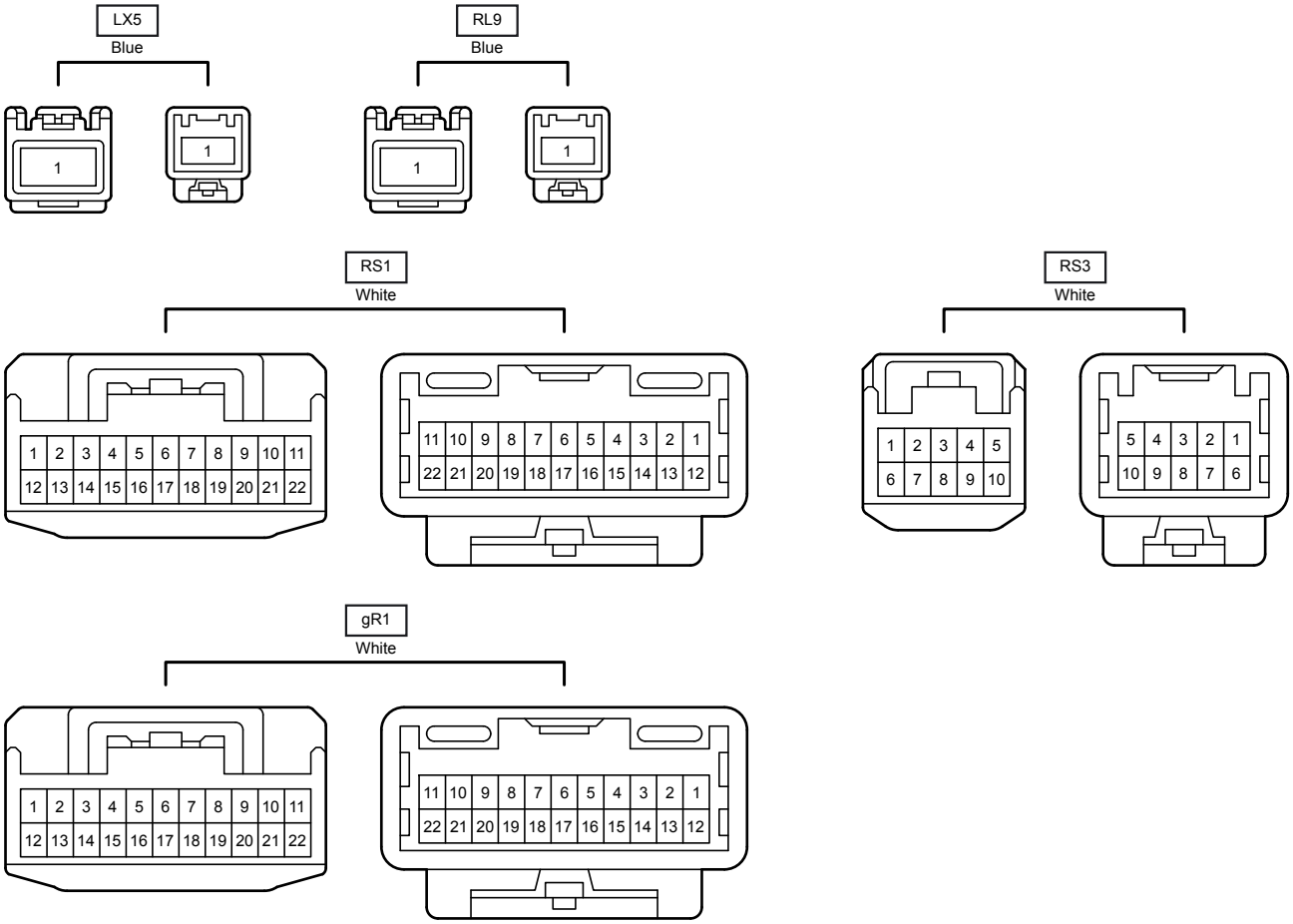
LX5
Blue
1
1
RL9
Blue
1
1
RS1
White
1 2 3 4 5 6 7 8 9 10 11
12 13 14 15 16 17 18 19 20 21 22
11 10 9 8 7 6 5 4 3 2 1
22 21 20 19 18 17 16 15 14 13 12
RS3
White
1 2 3 4 5
6 7 8 9 10
5 4 3 2 1
10 9 8 7 6
gR1
White
1 2 3 4 5 6 7 8 9 10 11
12 13 14 15 16 17 18 19 20 21 22
11 10 9 8 7 6 5 4 3 2 1
22 21 20 19 18 17 16 15 14 13 12