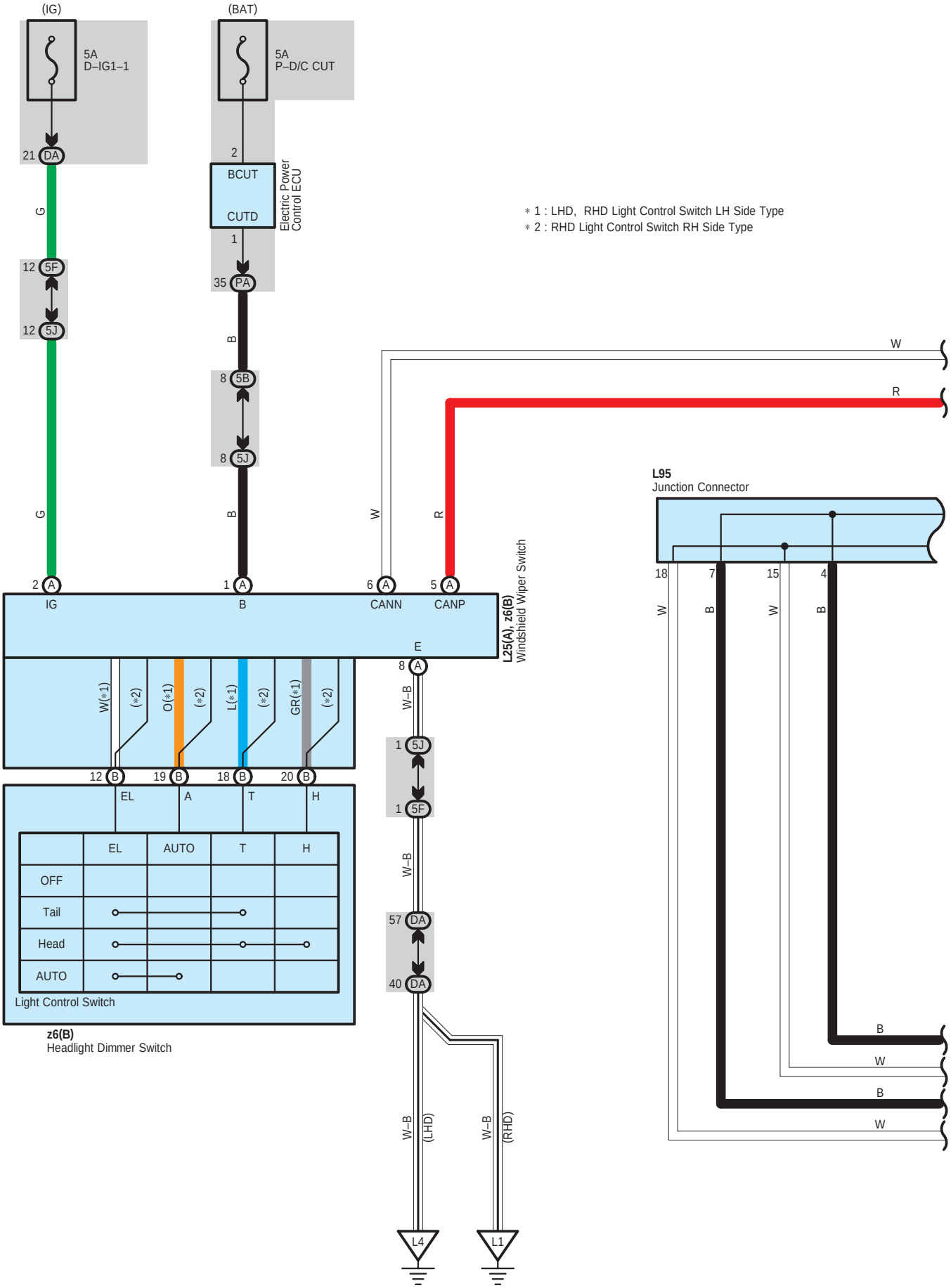
(IG)
5A
D–IG1–1
21 DA
G
12 5F
12 5J
G
2 A
IG
(BAT)
5A
P–D/C CUT
2
BCUT
CUTD
Electric Power Control ECU
1
35 PA
B
8 5B
8 5J
B
1 A
B
W
6 A
CANN
R
5 A
CANP
L25(A), z6(B)
Windshield Wiper Switch
E
8 A
W–B
1 5J
1 5F
W–B
57 DA
40 DA
W–B (LHD)
W–B (RHD)
L4
L1
W(*1)
(*2)
O(*1)
(*2)
L(*1)
(*2)
GR(*1)
(*2)
12 B
EL
19 B
A
18 B
T
20 B
H
EL
AUTO
T
H
OFF
Tail
Head
AUTO
Light Control Switch
z6(B)
Headlight Dimmer Switch
* 1 : LHD, RHD Light Control Switch LH Side Type
* 2 : RHD Light Control Switch RH Side Type
W
R
L95
Junction Connector
18
7
15
4
W
B
W
B
B
W
B
W

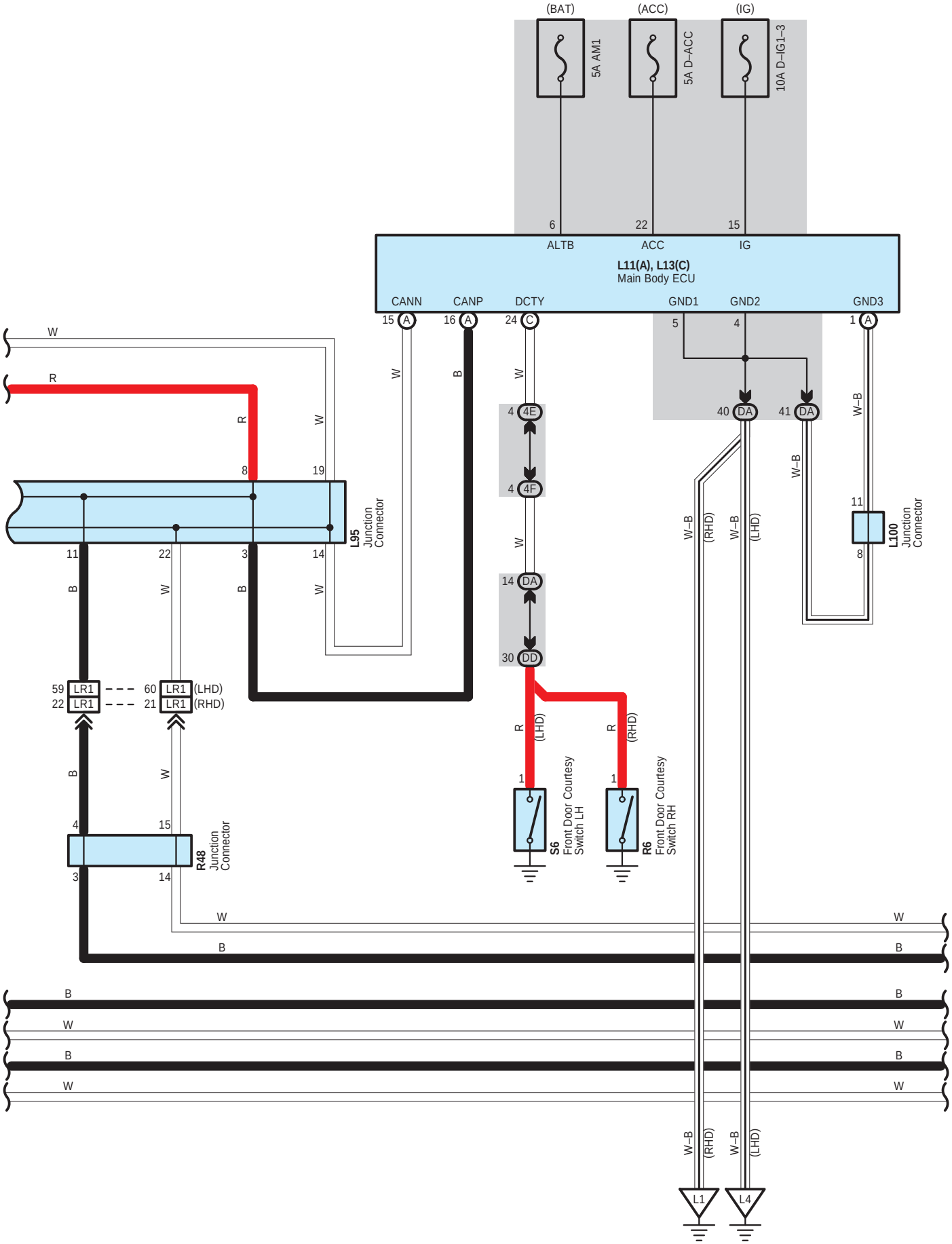
(BAT)
(ACC)
(IG)
5A AM1
5A D–ACC
10A D–IG1–3
6
22
15
ALTB
ACC
IG
L11(A), L13(C)
Main Body ECU
CANN
CANP
DCTY
GND1
GND2
GND3
15 A
16 A
24 C
5
4
1 A
40 DA
41 DA
4 4E
4 4F
14 DA
30 DD
W
R
B
W–B
8
19
L95
Junction
Connector
11
22
3
14
59 LR1
22 LR1
60 LR1 (LHD)
21 LR1 (RHD)
4
15
3
14
R48
Junction
Connector
11
8
L100
Junction
Connector
(LHD)
(RHD)
1
S6
Front Door Courtesy
Switch LH
R6
Front Door Courtesy
Switch RH
L1
L4

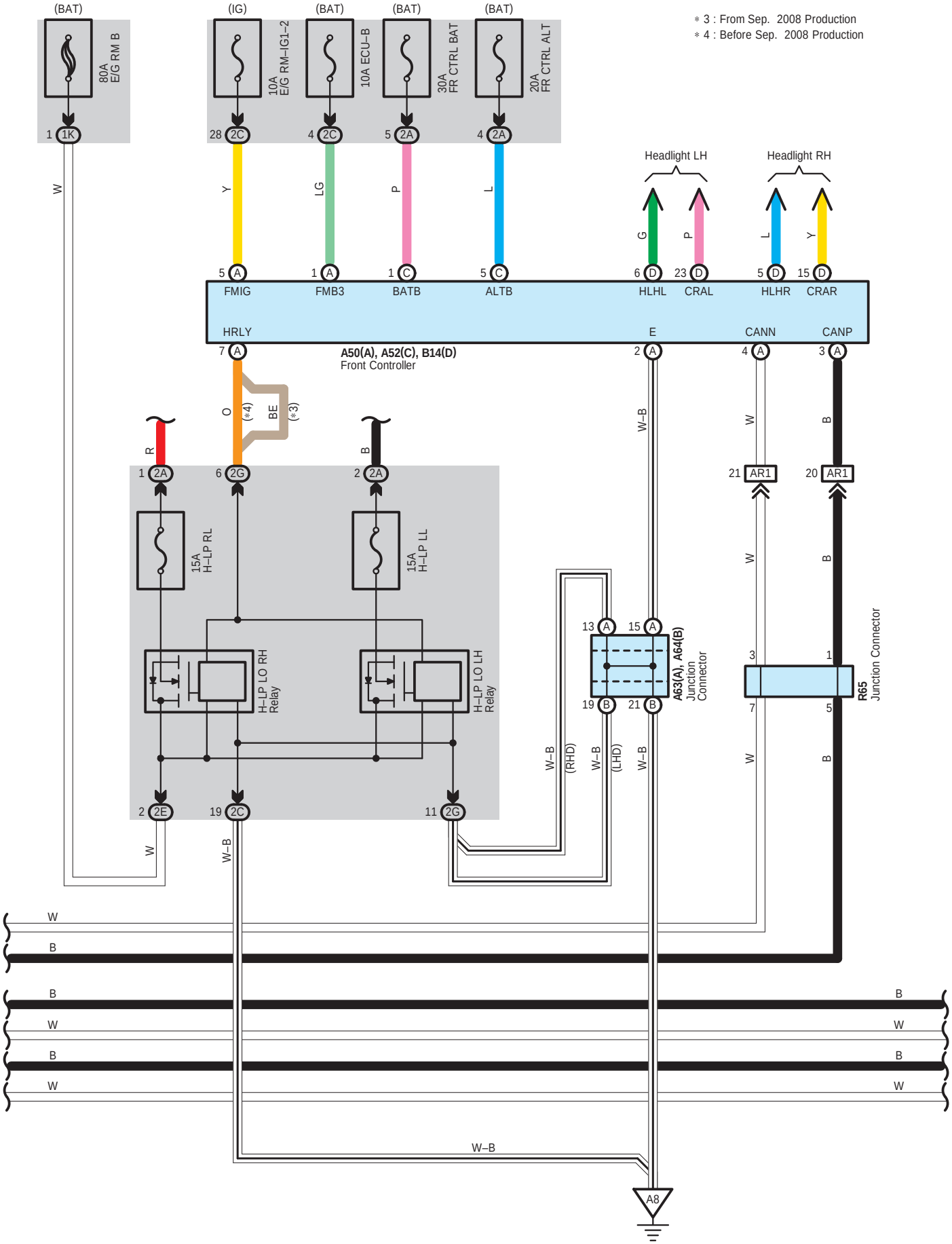
(BAT)
80A E/G RM B
(IG)
10A E/G RM–IG1–2
(BAT)
10A ECU–B
(BAT)
30A FR CTRL BAT
(BAT)
20A FR CTRL ALT
＊3 : From Sep. 2008 Production
＊4 : Before Sep. 2008 Production
Headlight LH
Headlight RH
FMIG
FMB3
BATB
ALTB
HLHL
CRAL
HLHR
CRAR
HRLY
E
CANN
CANP
A50(A), A52(C), B14(D)
Front Controller
15A H–LP RL
15A H–LP LL
H–LP LO RH Relay
H–LP LO LH Relay
A63(A), A64(B) Junction Connector
R65 Junction Connector
(RHD)
(LHD)
A8

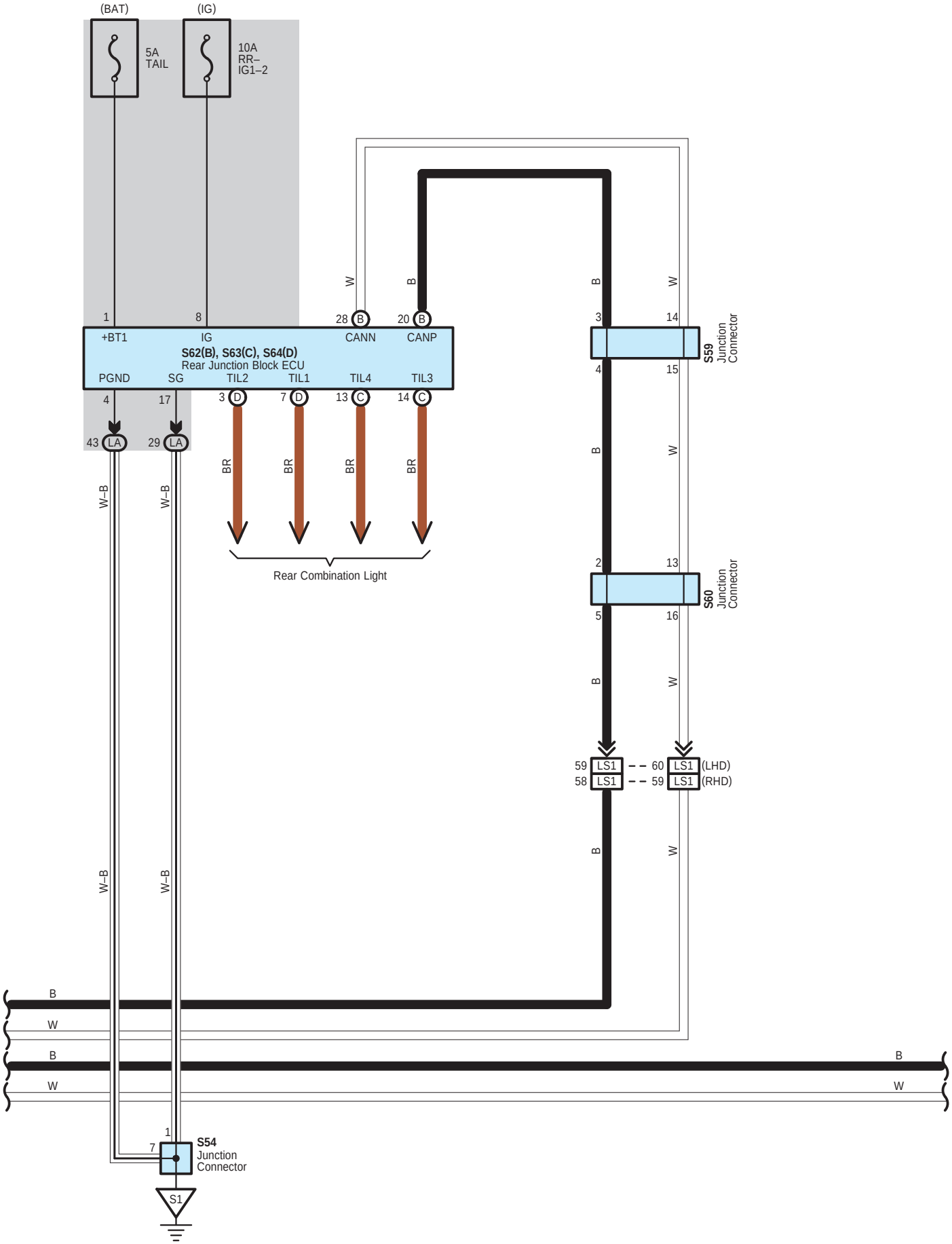
(BAT)
(IG)
5A
TAIL
10A
RR–
IG1–2
1
8
28 B
20 B
+BT1
IG
CANN
CANP
S62(B), S63(C), S64(D)
Rear Junction Block ECU
PGND
SG
TIL2
TIL1
TIL4
TIL3
4
17
3 D
7 D
13 C
14 C
43 LA
29 LA
BR
W–B
Rear Combination Light
W
B
3
14
4
15
S59
Junction
Connector
2
13
5
16
S60
Junction
Connector
59 LS1
58 LS1
60 LS1 (LHD)
59 LS1 (RHD)
1
7
S54
Junction
Connector
S1

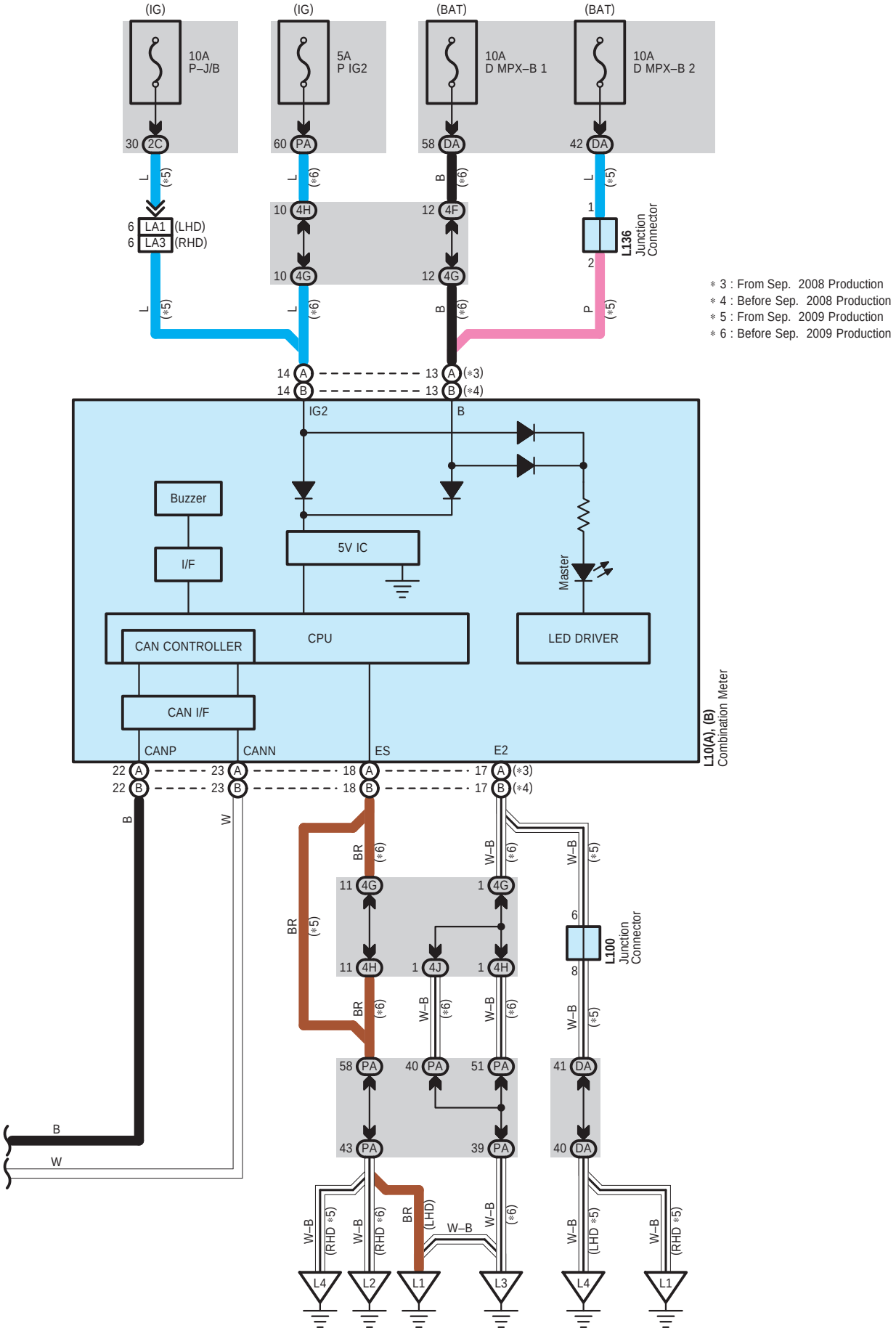
(IG)
10A
P–J/B
(IG)
5A
P IG2
(BAT)
10A
D MPX–B 1
(BAT)
10A
D MPX–B 2
30 2C
60 PA
58 DA
42 DA
6 LA1 (LHD)
6 LA3 (RHD)
10 4H
10 4G
12 4F
12 4G
1
2
L136
Junction
Connector
∗3 : From Sep. 2008 Production
∗4 : Before Sep. 2008 Production
∗5 : From Sep. 2009 Production
∗6 : Before Sep. 2009 Production
14 A
14 B
13 A (∗3)
13 B (∗4)
IG2
B
Buzzer
I/F
5V IC
Master
CAN CONTROLLER
CPU
LED DRIVER
CAN I/F
CANP
CANN
ES
E2
L10(A), (B)
Combination Meter
22 A
22 B
23 A
23 B
18 A
18 B
17 A (∗3)
17 B (∗4)
11 4G
11 4H
1 4J
1 4G
1 4H
6
8
L100
Junction
Connector
58 PA
40 PA
51 PA
41 DA
43 PA
39 PA
40 DA
L4
L2
L1
L3
L4
L1

A 50
White

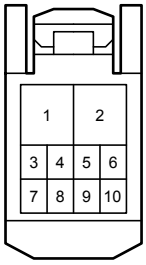

A 52
White

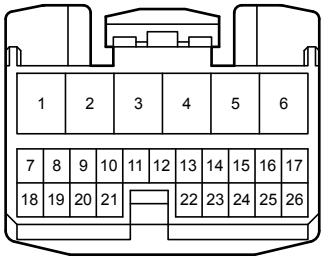

A 63
Black

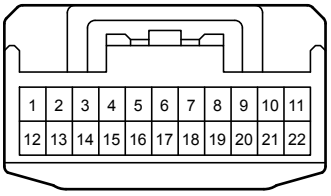

A 64
Black

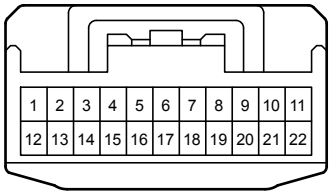

B 14
White

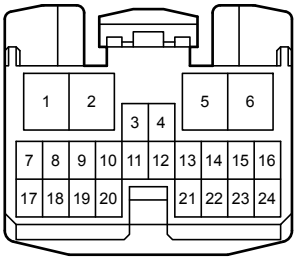

L 10
White

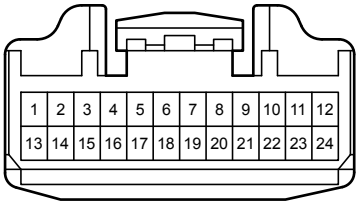

(Before Sep. 2008 Production)

L 10
Black

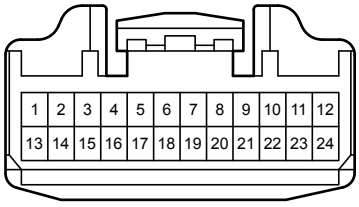

(From Sep. 2008 Production)

L 11
White

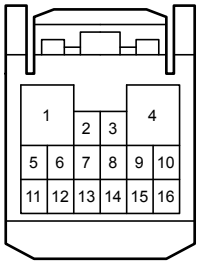

L 13
White

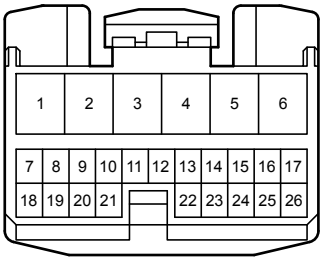

L 25
White

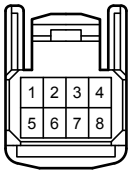

L 95
Gray

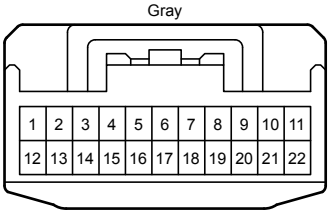

L100
Blue

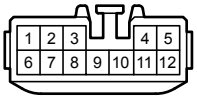

L136
Black

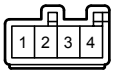

R 6
White

R 48
Black

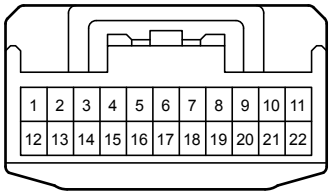

R 65
Dark Gray

S 6
White

S 54
White

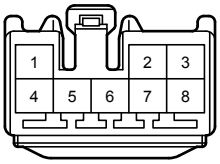

S 59
Black

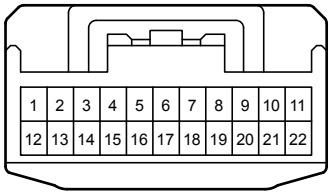

S 60
Black

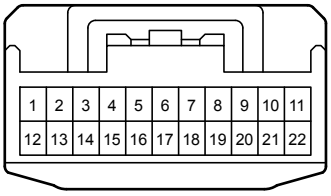

S 62
White

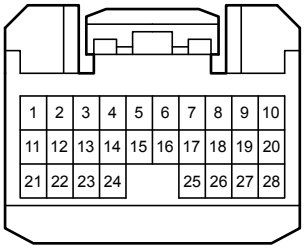

S 63
White

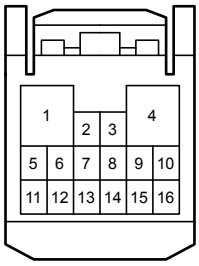

S 64
White

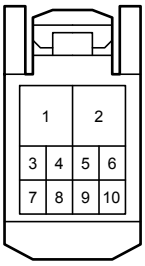

z 6
White

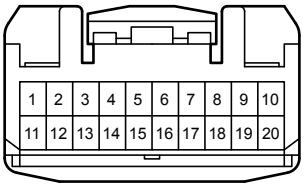

1K

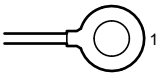

2A
Black

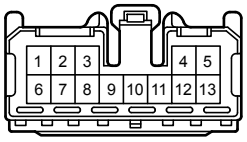

2C
White

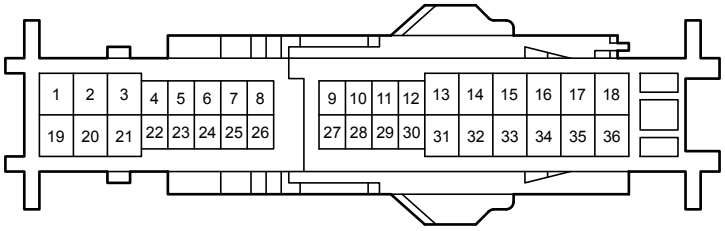

2E
Black

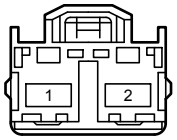

2G
Black

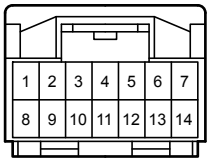

4E
White

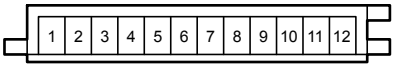

4F
Gray

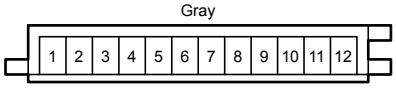

4G
White

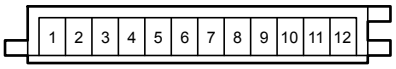

4H
Gray

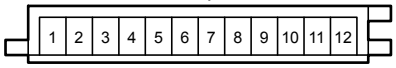

4J
Gray

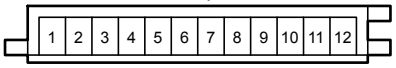

5B
Gray

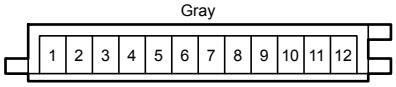

5F
Gray

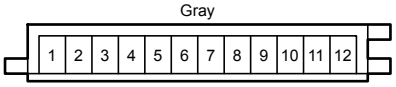

5J
Gray

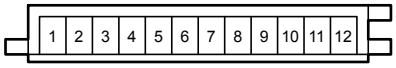

DA
White

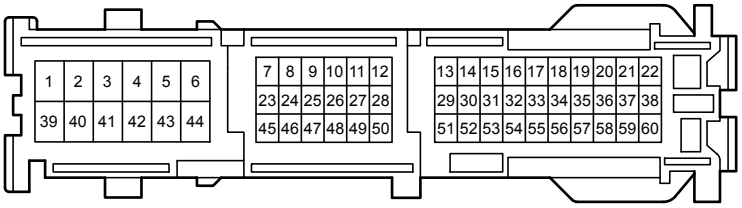

DD
Gray

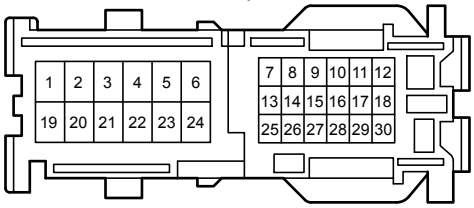

LA
White

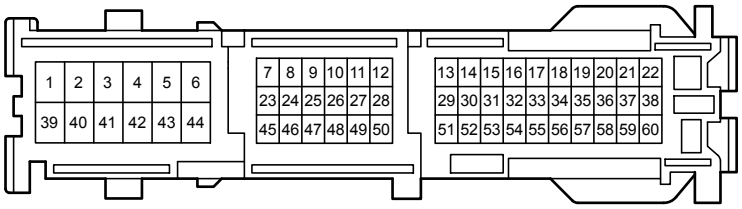

PA
White

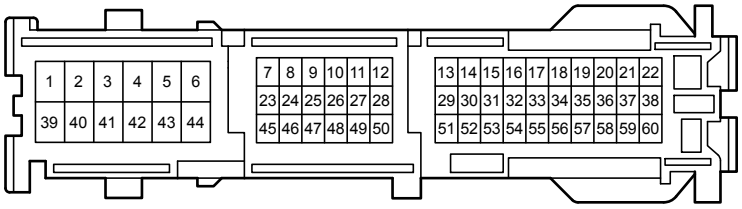

AR1
White

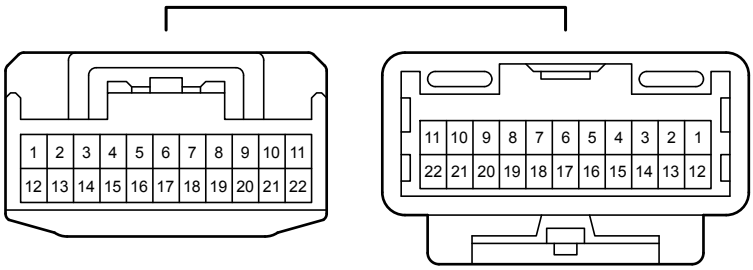

LA1
White

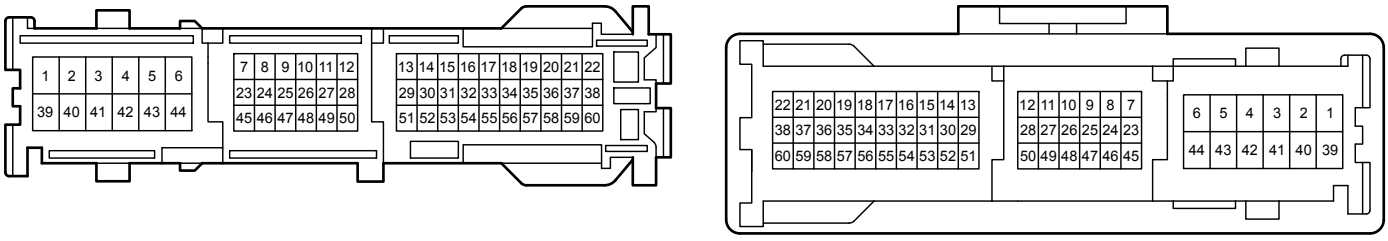

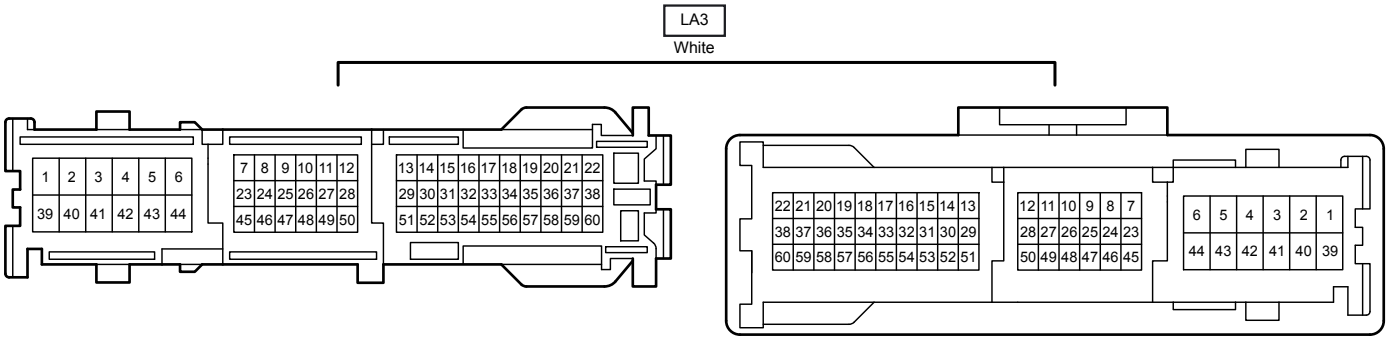
LA3
White
1 2 3 4 5 6
39 40 41 42 43 44
7 8 9 10 11 12
23 24 25 26 27 28
45 46 47 48 49 50
13 14 15 16 17 18 19 20 21 22
29 30 31 32 33 34 35 36 37 38
51 52 53 54 55 56 57 58 59 60
22 21 20 19 18 17 16 15 14 13
38 37 36 35 34 33 32 31 30 29
60 59 58 57 56 55 54 53 52 51
12 11 10 9 8 7
28 27 26 25 24 23
50 49 48 47 46 45
6 5 4 3 2 1
44 43 42 41 40 39

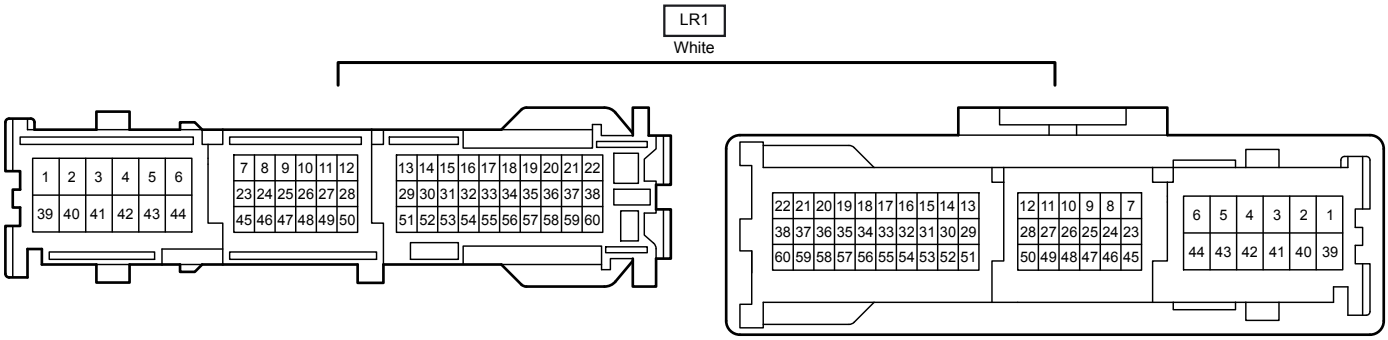
LR1
White
1 2 3 4 5 6
39 40 41 42 43 44
7 8 9 10 11 12
23 24 25 26 27 28
45 46 47 48 49 50
13 14 15 16 17 18 19 20 21 22
29 30 31 32 33 34 35 36 37 38
51 52 53 54 55 56 57 58 59 60
22 21 20 19 18 17 16 15 14 13
38 37 36 35 34 33 32 31 30 29
60 59 58 57 56 55 54 53 52 51
12 11 10 9 8 7
28 27 26 25 24 23
50 49 48 47 46 45
6 5 4 3 2 1
44 43 42 41 40 39

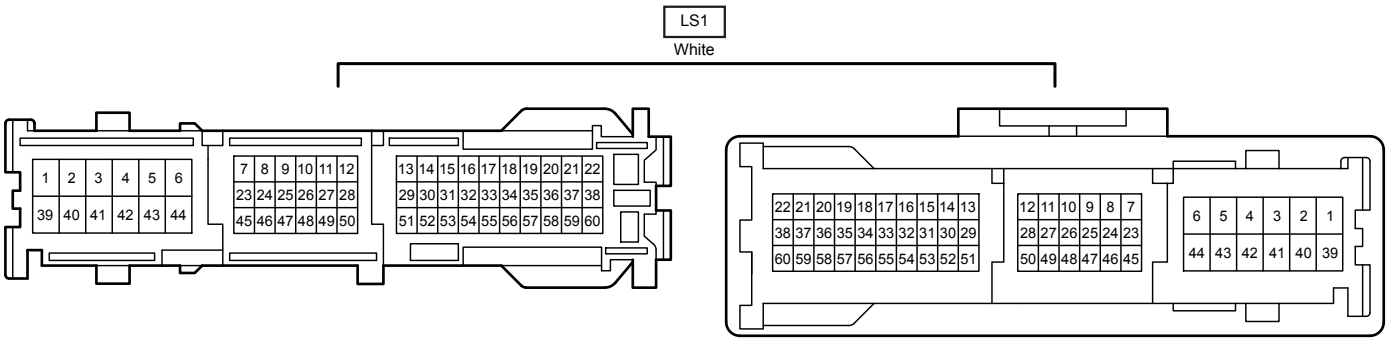
LS1
White
1 2 3 4 5 6
39 40 41 42 43 44
7 8 9 10 11 12
23 24 25 26 27 28
45 46 47 48 49 50
13 14 15 16 17 18 19 20 21 22
29 30 31 32 33 34 35 36 37 38
51 52 53 54 55 56 57 58 59 60
22 21 20 19 18 17 16 15 14 13
38 37 36 35 34 33 32 31 30 29
60 59 58 57 56 55 54 53 52 51
12 11 10 9 8 7
28 27 26 25 24 23
50 49 48 47 46 45
6 5 4 3 2 1
44 43 42 41 40 39