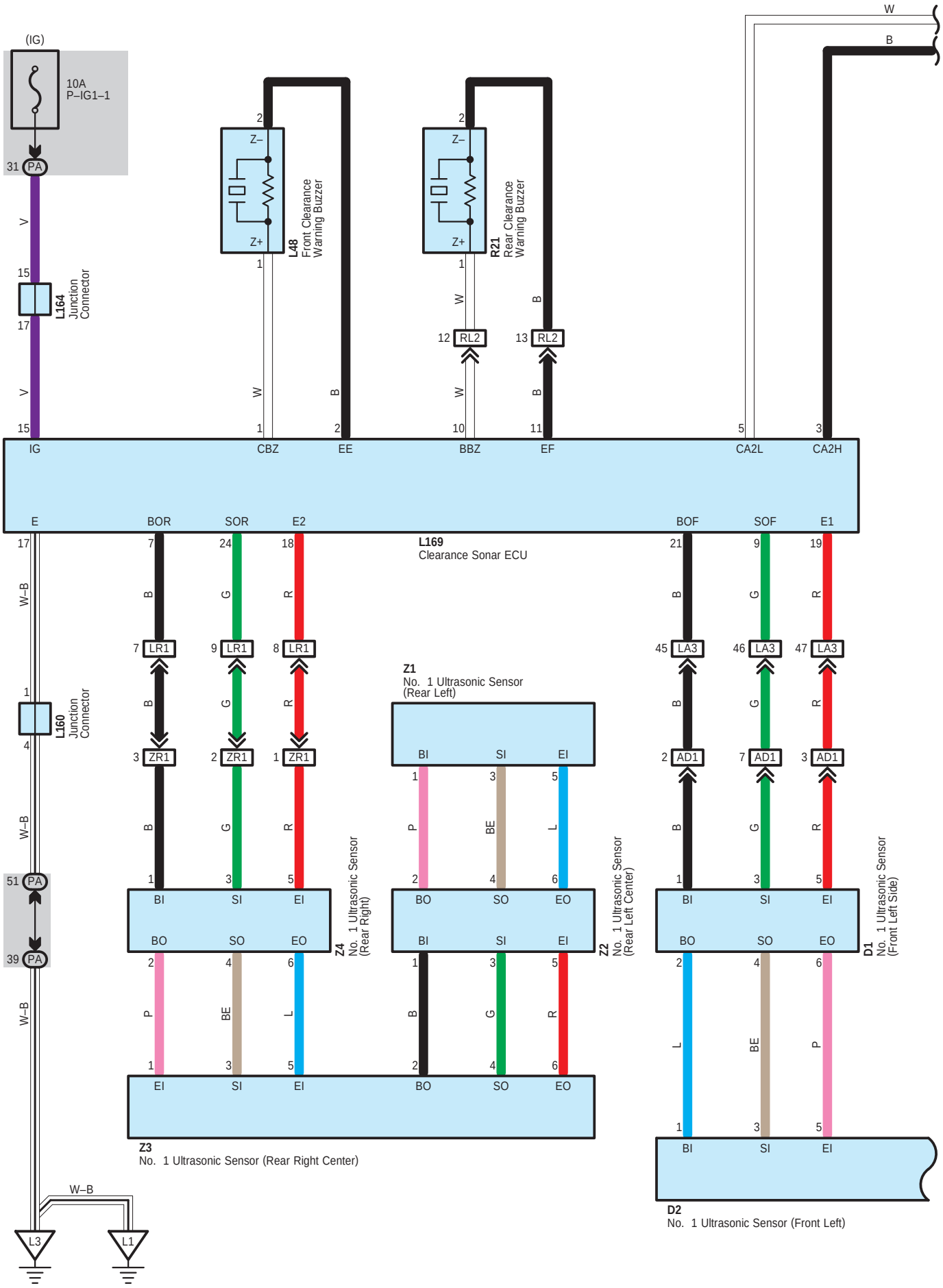
(IG)
10A
P–IG1–1
31 PA
V
15
L164
Junction
Connector
17
V
15
IG
L48
Front Clearance
Warning Buzzer
Z–
Z+
2
1
W
B
CBZ
EE
R21
Rear Clearance
Warning Buzzer
12 RL2
13 RL2
10
11
BBZ
EF
W
B
5
3
CA2L
CA2H
E
BOR
SOR
E2
BOF
SOF
E1
L169
Clearance Sonar ECU
17
W–B
1
L160
Junction
Connector
4
W–B
51 PA
39 PA
W–B
7 LR1
9 LR1
8 LR1
3 ZR1
2 ZR1
1 ZR1
45 LA3
46 LA3
47 LA3
2 AD1
7 AD1
3 AD1
Z1
No. 1 Ultrasonic Sensor
(Rear Left)
BI
SI
EI
BO
SO
EO
Z4
No. 1 Ultrasonic Sensor
(Rear Right)
Z2
No. 1 Ultrasonic Sensor
(Rear Left Center)
D1
No. 1 Ultrasonic Sensor
(Front Left Side)
Z3
No. 1 Ultrasonic Sensor (Rear Right Center)
D2
No. 1 Ultrasonic Sensor (Front Left)
W–B
L3
L1

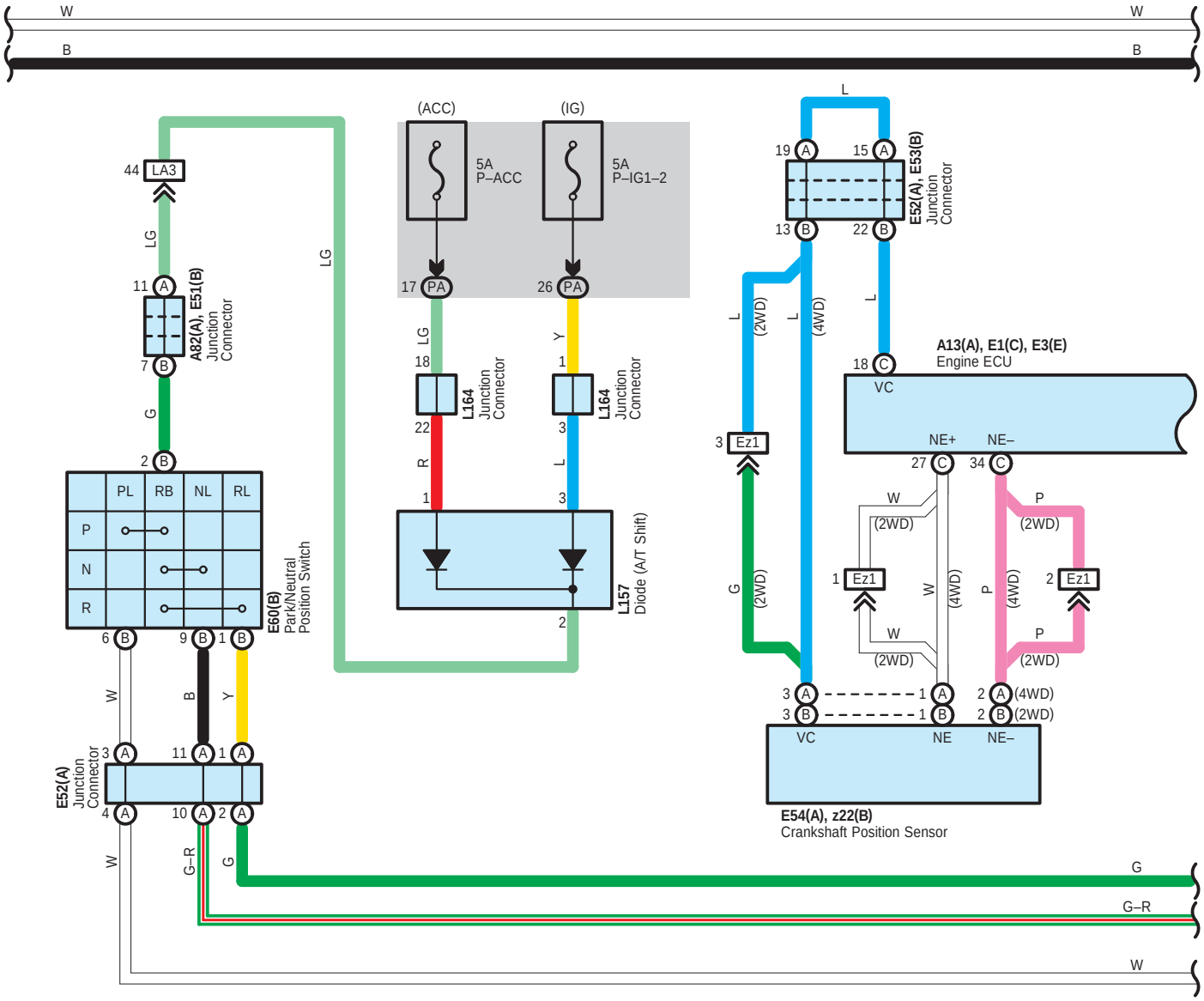
W
B
(ACC)
(IG)
5A
P–ACC
5A
P–IG1–2
44 LA3
LG
11 A
7 B
A82(A), E51(B)
Junction
Connector
G
2 B
PL RB NL RL
P
N
R
E60(B)
Park/Neutral
Position Switch
6 B
9 B
1 B
W
B
Y
E52(A)
Junction
Connector
3 A
11 A
1 A
4 A
10 A
2 A
G–R
17 PA
26 PA
18
22
L164
Junction
Connector
1
3
R
L
Y
L157
Diode (A/T Shift)
2
19 A
15 A
13 B
22 B
E52(A), E53(B)
Junction
Connector
(2WD)
(4WD)
18 C
A13(A), E1(C), E3(E)
Engine ECU
VC
3 Ez1
NE+
NE–
27 C
34 C
1 Ez1
2 Ez1
3 A
1 A
2 A (4WD)
3 B
1 B
2 B (2WD)
VC
NE
NE–
E54(A), z22(B)
Crankshaft Position Sensor
G
G–R
W

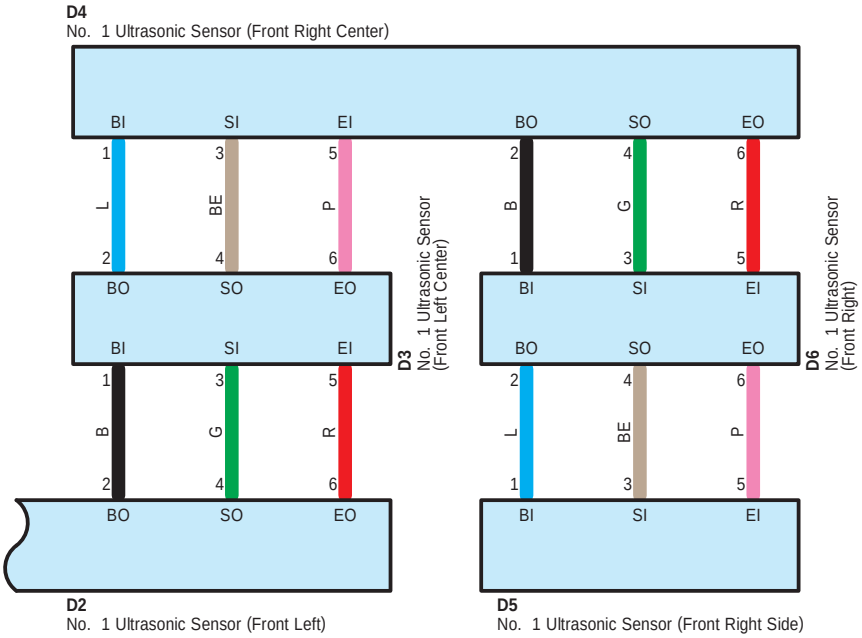
D4
No. 1 Ultrasonic Sensor (Front Right Center)
BI SI EI BO SO EO
L
BE
P
B
G
R
D3
No. 1 Ultrasonic Sensor
(Front Left Center)
D6
No. 1 Ultrasonic Sensor
(Front Right)
D2
No. 1 Ultrasonic Sensor (Front Left)
D5
No. 1 Ultrasonic Sensor (Front Right Side)

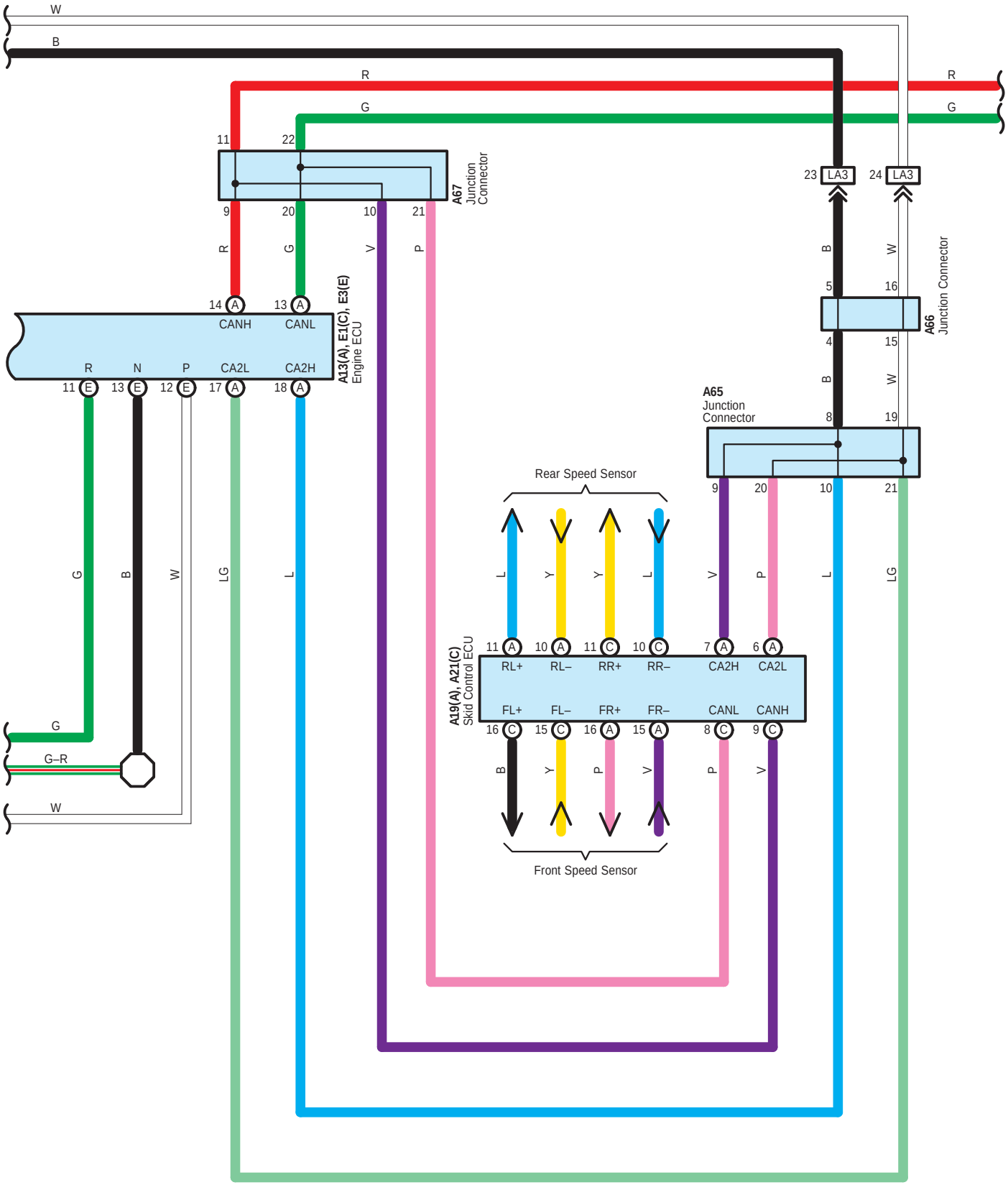
W
B
R
G
11
22
A67
Junction
Connector
9
20
10
21
R
G
V
P
14 A
13 A
CANH
CANL
A13(A), E1(C), E3(E)
Engine ECU
R
N
P
CA2L
CA2H
11 E
13 E
12 E
17 A
18 A
G
B
W
LG
L
G
G–R
W
23 LA3
24 LA3
B
W
5
16
A66
Junction Connector
4
15
B
W
A65
Junction
Connector
8
19
9
20
10
21
Rear Speed Sensor
L
Y
Y
L
V
P
L
LG
A19(A), A21(C)
Skid Control ECU
11 A
10 A
11 C
10 C
7 A
6 A
RL+
RL–
RR+
RR–
CA2H
CA2L
FL+
FL–
FR+
FR–
CANL
CANH
16 C
15 C
16 A
15 A
8 C
9 C
B
Y
P
V
P
V
Front Speed Sensor

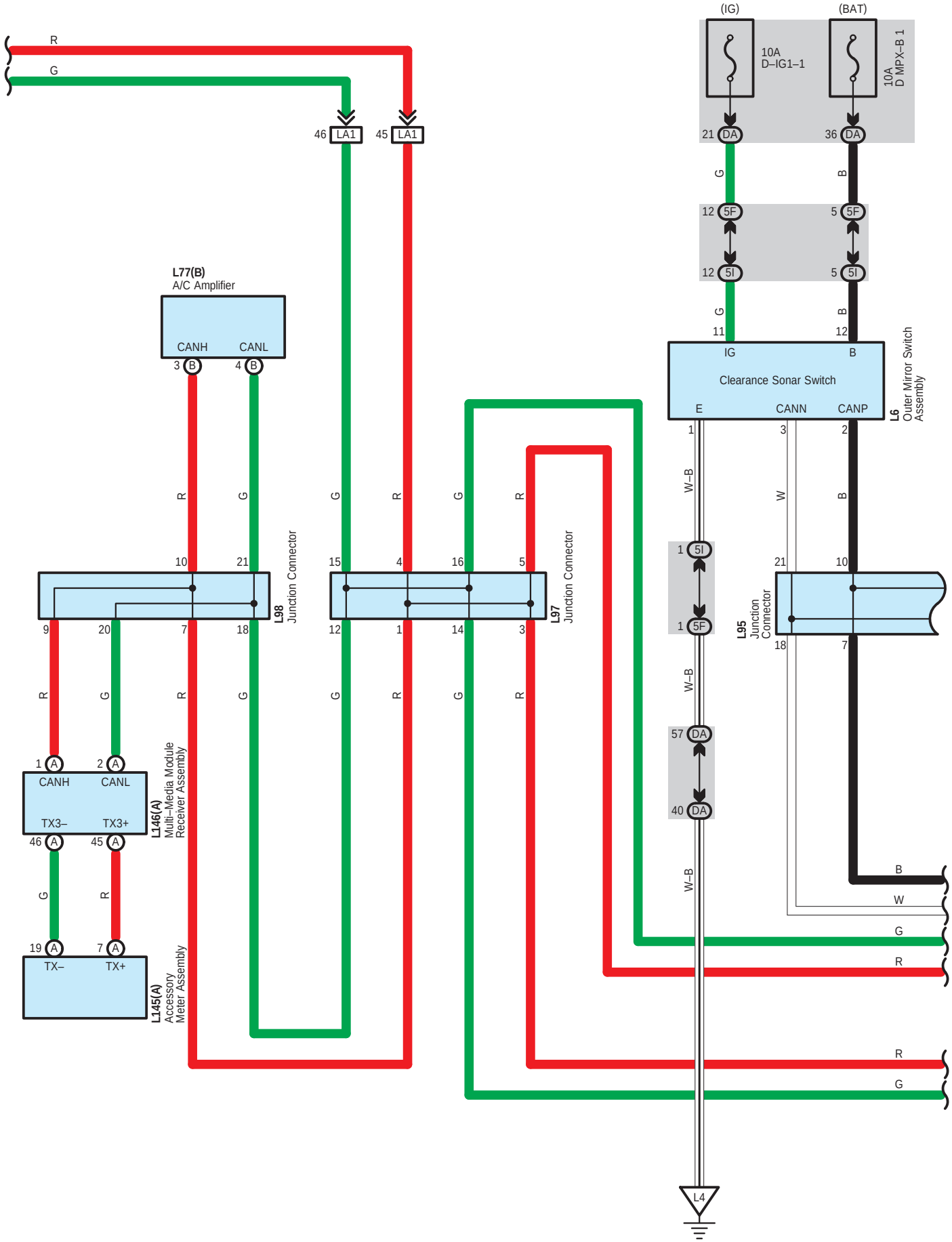
(IG)
(BAT)
10A
D–IG1–1
10A
D MPX–B 1
21 DA
36 DA
12 5F
5 5F
12 5I
5 5I
11
12
IG
B
Clearance Sonar Switch
E
CANN
CANP
L6
Outer Mirror Switch
Assembly
L77(B)
A/C Amplifier
CANH
CANL
3 B
4 B
46 LA1
45 LA1
L98
Junction Connector
L97
Junction Connector
L95
Junction
Connector
1 5I
1 5F
57 DA
40 DA
L146(A)
Multi–Media Module
Receiver Assembly
TX3–
TX3+
L145(A)
Accessory
Meter Assembly
TX–
TX+
L4

＊1 : Before Oct. 2014 Production
＊2 : From Oct. 2014 Production

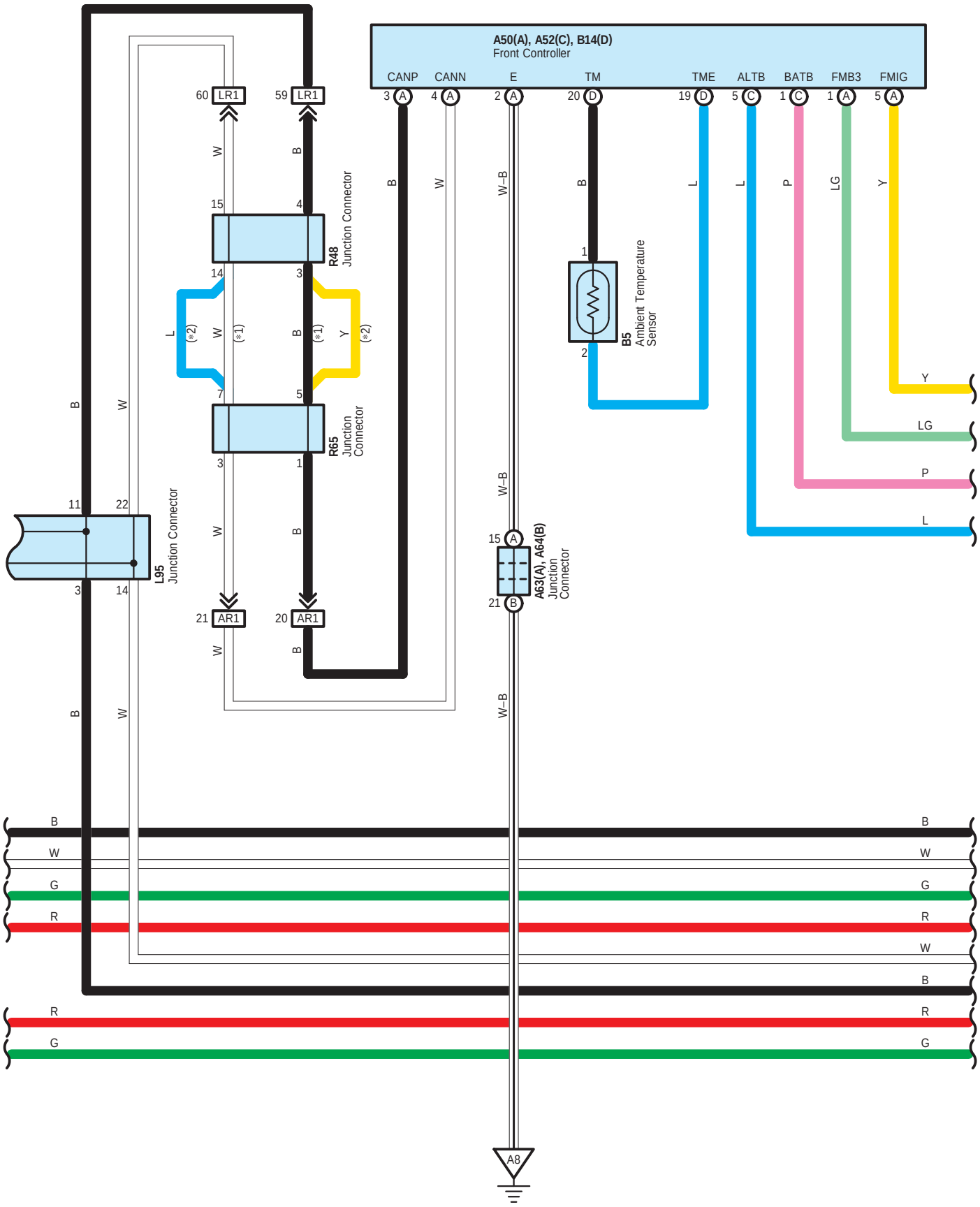

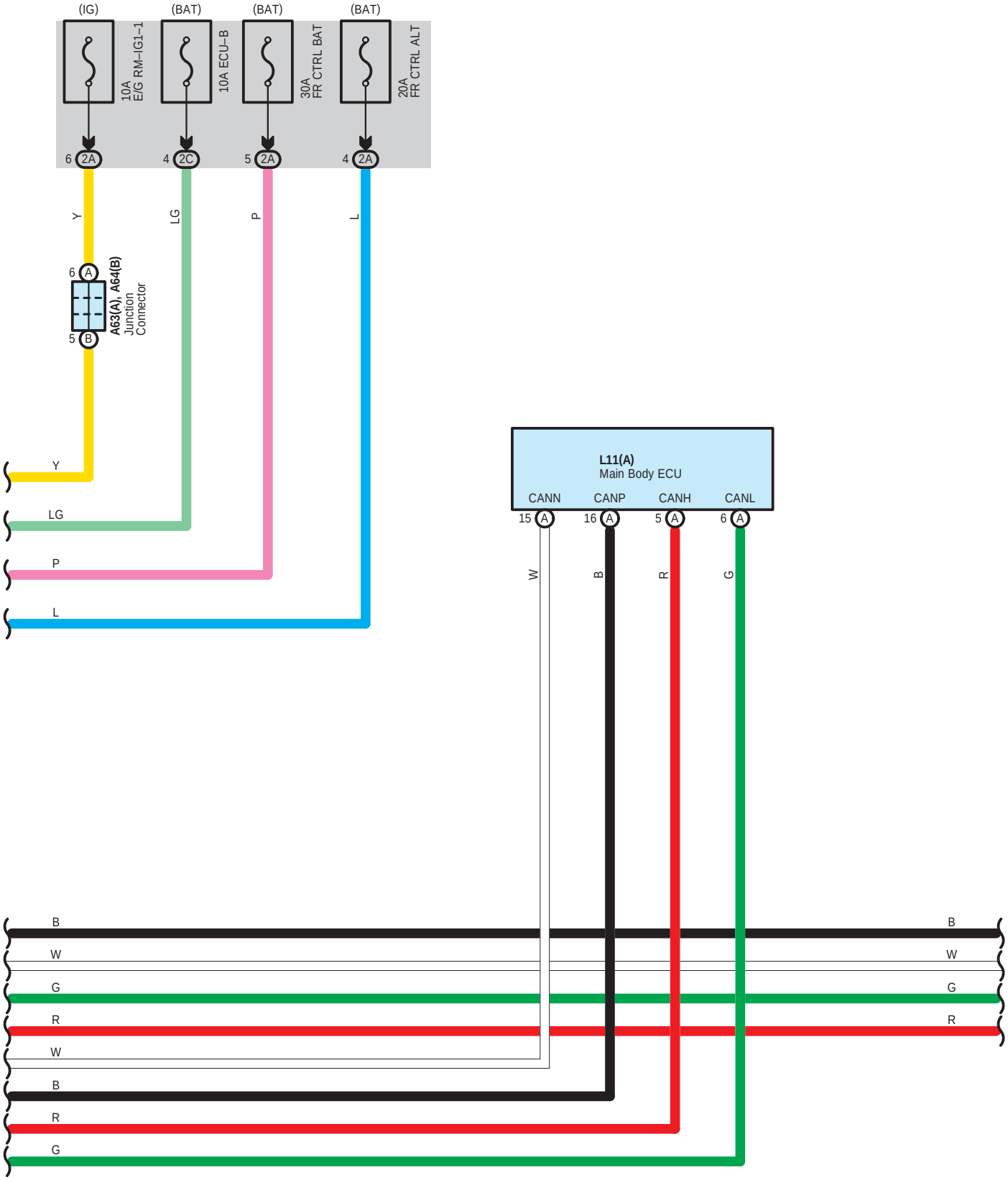
(IG)
(BAT)
(BAT)
(BAT)
10A E/G RM–IG1–1
10A ECU–B
30A FR CTRL BAT
20A FR CTRL ALT
6 2A
4 2C
5 2A
4 2A
Y
LG
P
L
6 A
5 B
A63(A), A64(B) Junction Connector
Y
LG
P
L
L11(A) Main Body ECU
CANN
CANP
CANH
CANL
15 A
16 A
5 A
6 A
W
B
R
G
B
W
G
R
W
B
R
G
B
W
G
R

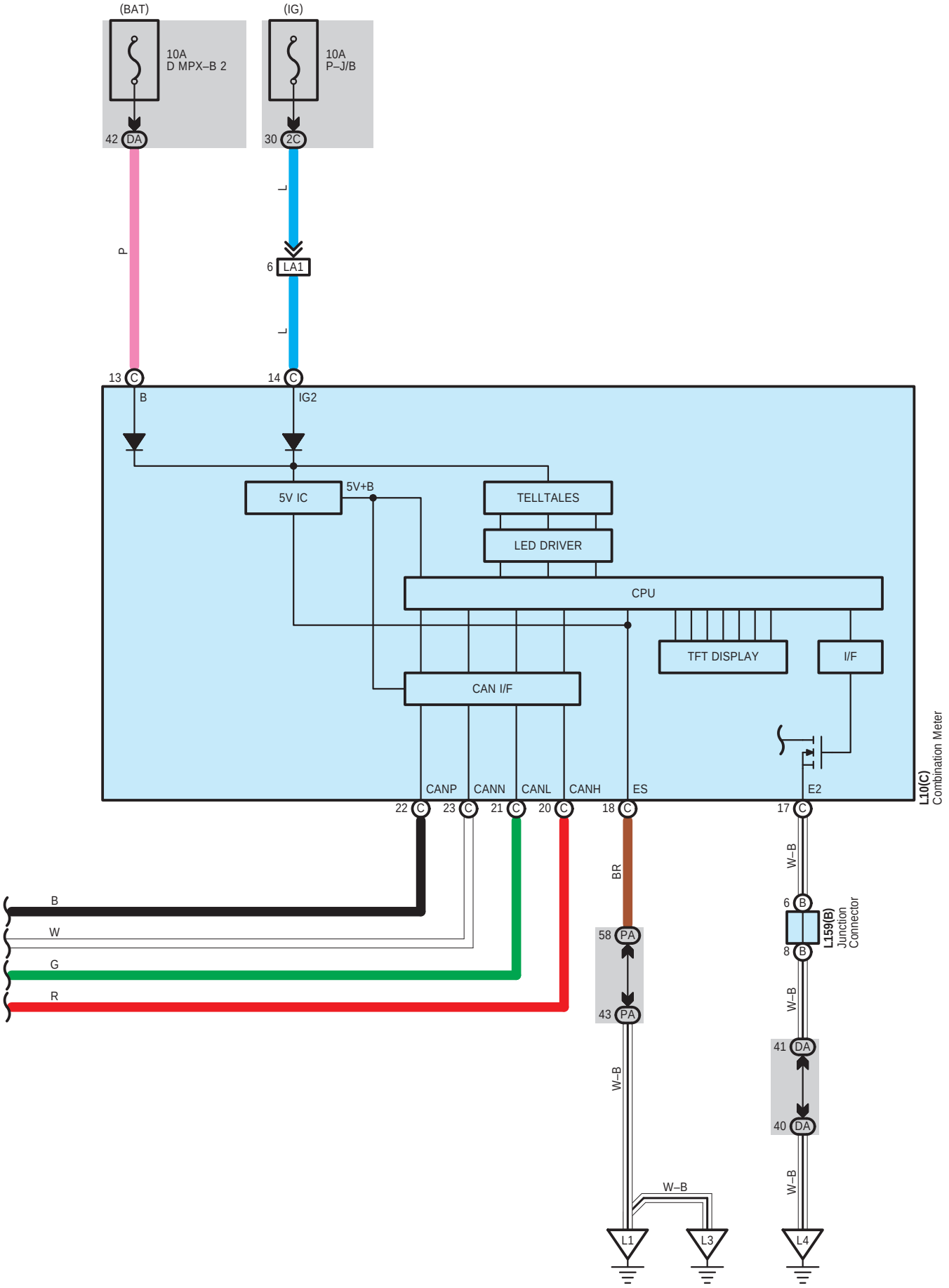
(BAT)
10A
D MPX–B 2
42 DA
(IG)
10A
P–J/B
30 2C
P
L
6 LA1
L
13 C
B
14 C
IG2
5V IC
5V+B
TELLTALES
LED DRIVER
CPU
TFT DISPLAY
I/F
CAN I/F
CANP
CANN
CANL
CANH
ES
E2
22 C
23 C
21 C
20 C
18 C
17 C
L10(C)
Combination Meter
B
W
G
R
BR
W–B
6 B
8 B
L159(B)
Junction
Connector
58 PA
43 PA
41 DA
40 DA
W–B
L1
L3
L4

A 13
White

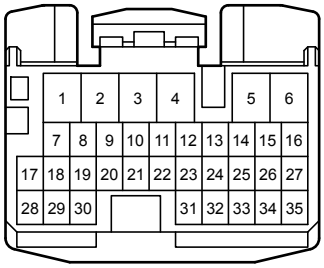

A 19
Black

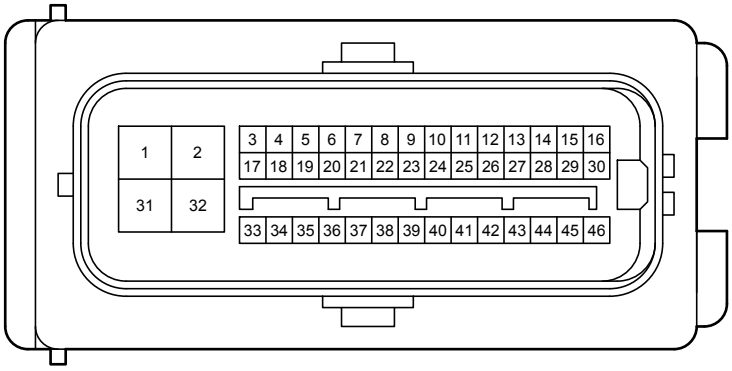

A 21
Gray

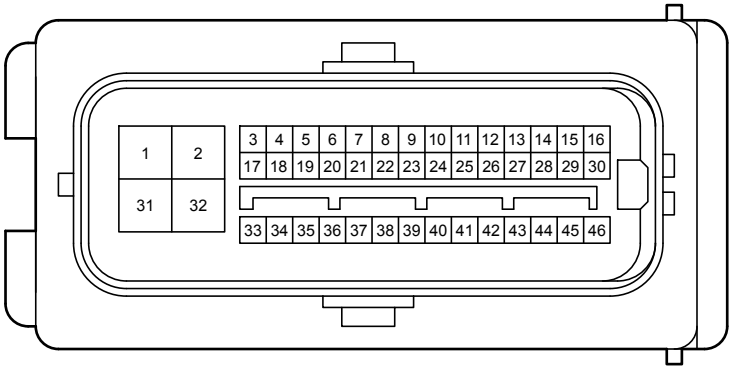

A 50
White

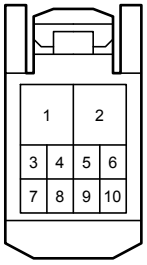

A 52
White

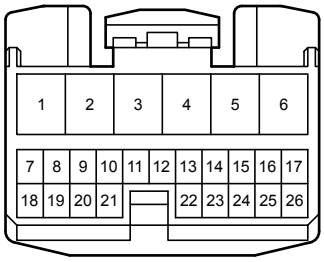

A 63
Black

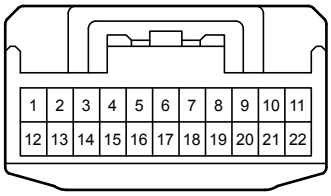

A 64
Black

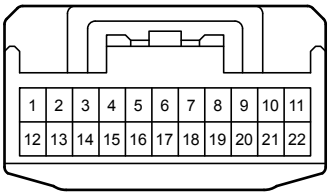

A 65
Gray

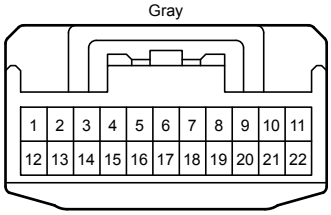

A 66
Black

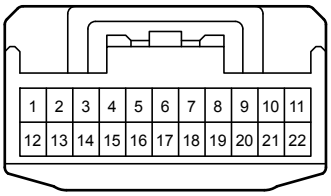

A 67
Black

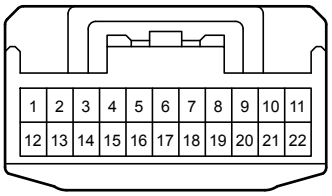

A 82
Gray



B 5
Black

B 14
White

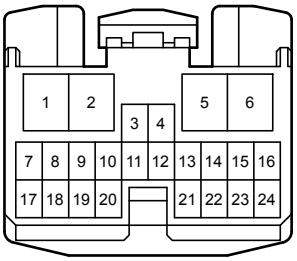

D 1
Black



D 2
Black



D 3
Black



D 4
Black



D 5
Black



D 6
Black

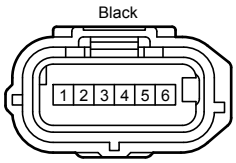

E 1
White

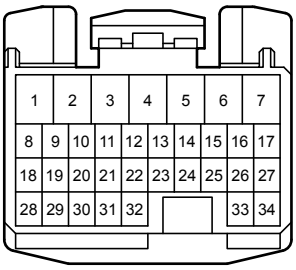

E 3
White

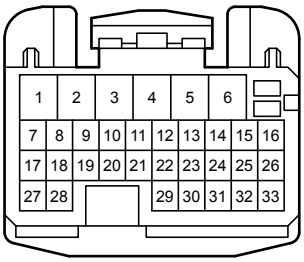

E 51
Blue



E 52
Black

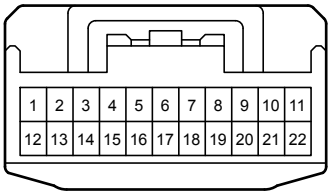

E 53
Black

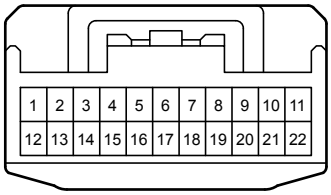

E 54
Black



E 60
Black

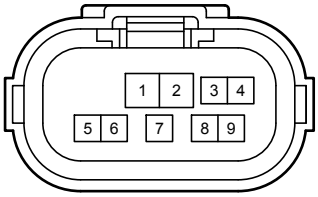

L 6
White



L 10
White

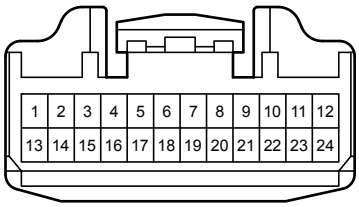

(Before Sep. 2008 Production)

L 10
Black

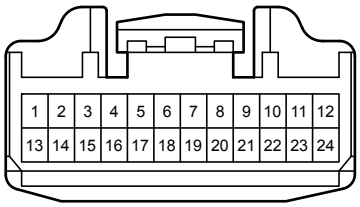

(From Sep. 2008 Production)

L 11
White

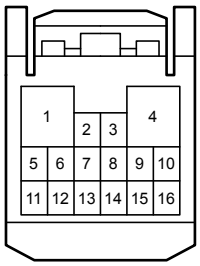

L 48
Black

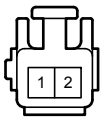

L 77
White

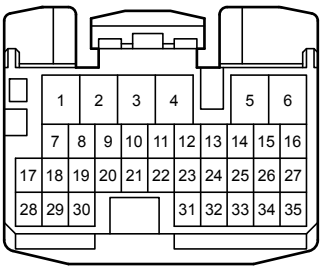

L 95
Gray

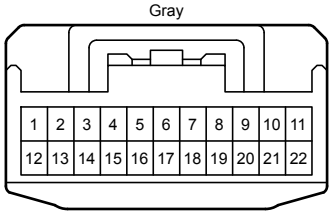

L 97
Black

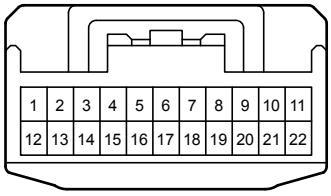

L 98
Gray

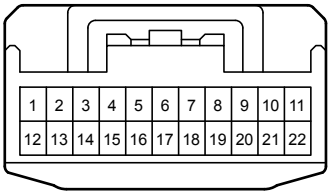

L145
Black

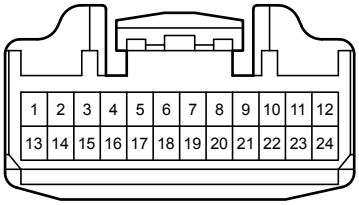

L146
White

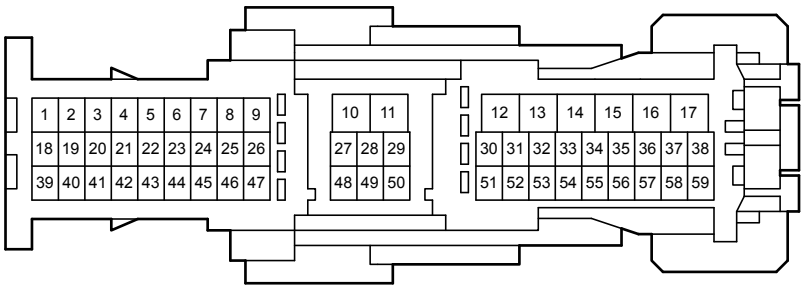

L157
White

L159
Blue

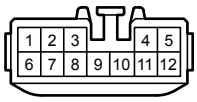

L160
Gray

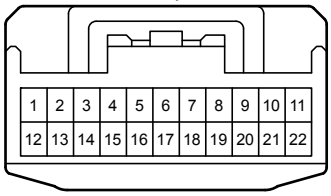

L164
Blue

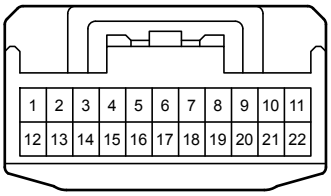

L169
White

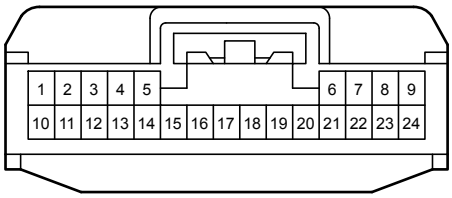

R 21
Black

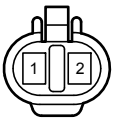

R 48
Black

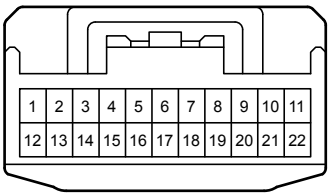

R 65
Dark Gray

Z 1
Black

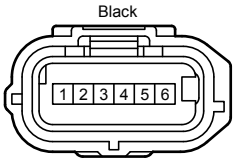

Z 2
Black

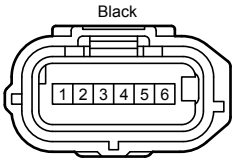

Z 3
Black

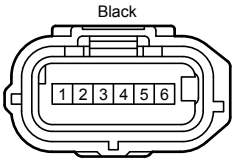

Z 4
Black

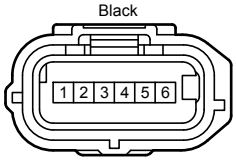

z 22
Black

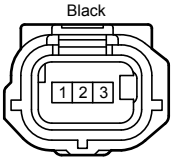

2A
Black

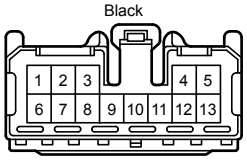

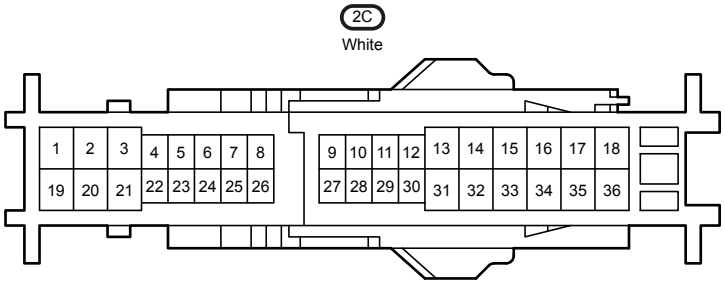
2C
White
1 2 3 4 5 6 7 8 9 10 11 12 13 14 15 16 17 18
19 20 21 22 23 24 25 26 27 28 29 30 31 32 33 34 35 36

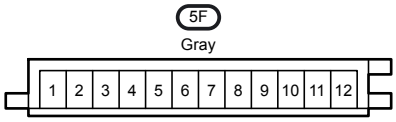
5F
Gray
1 2 3 4 5 6 7 8 9 10 11 12

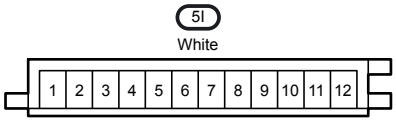
5I
White
1 2 3 4 5 6 7 8 9 10 11 12

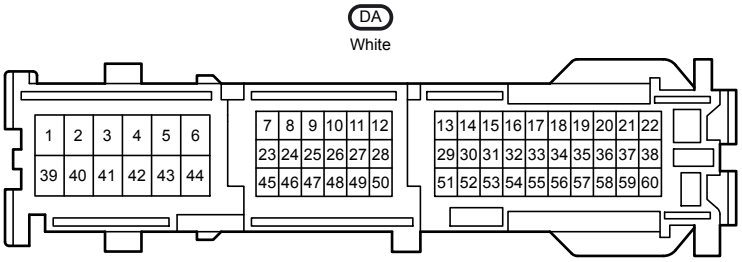
DA
White
1 2 3 4 5 6 7 8 9 10 11 12 13 14 15 16 17 18 19 20 21 22
39 40 41 42 43 44 23 24 25 26 27 28 29 30 31 32 33 34 35 36 37 38
45 46 47 48 49 50 51 52 53 54 55 56 57 58 59 60

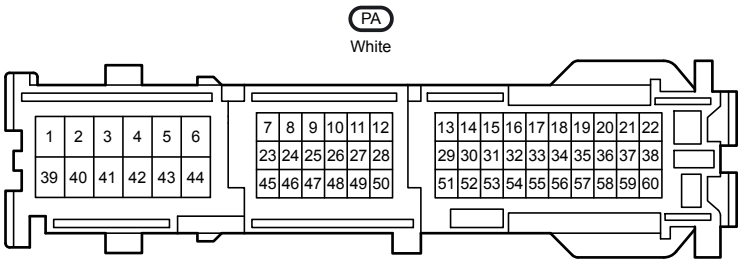
PA
White
1 2 3 4 5 6 7 8 9 10 11 12 13 14 15 16 17 18 19 20 21 22
39 40 41 42 43 44 23 24 25 26 27 28 29 30 31 32 33 34 35 36 37 38
45 46 47 48 49 50 51 52 53 54 55 56 57 58 59 60

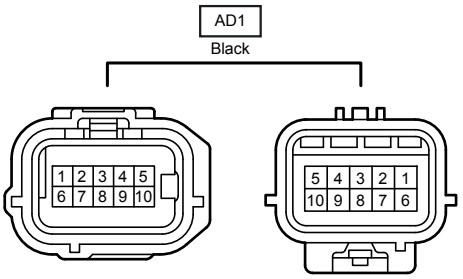
AD1
Black
1 2 3 4 5
6 7 8 9 10
5 4 3 2 1
10 9 8 7 6

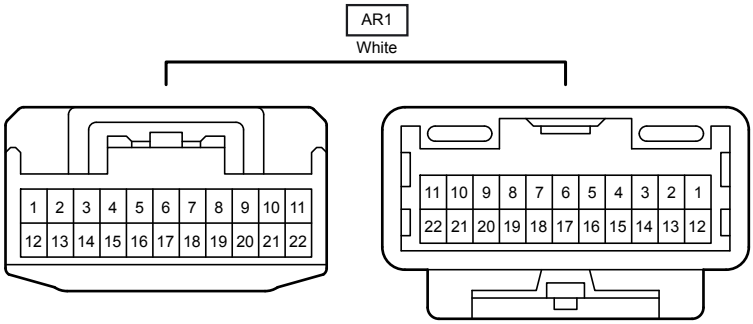
AR1
White
1 2 3 4 5 6 7 8 9 10 11
12 13 14 15 16 17 18 19 20 21 22
11 10 9 8 7 6 5 4 3 2 1
22 21 20 19 18 17 16 15 14 13 12

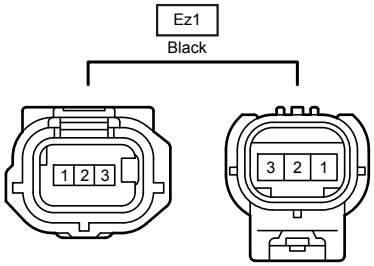
Ez1
Black
1 2 3
3 2 1

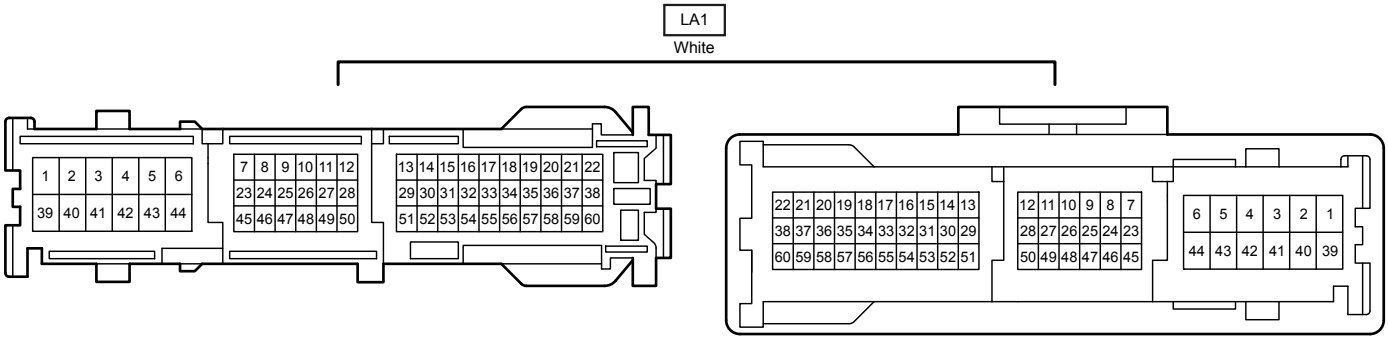
LA1
White
1 2 3 4 5 6 7 8 9 10 11 12 13 14 15 16 17 18 19 20 21 22
39 40 41 42 43 44 23 24 25 26 27 28 29 30 31 32 33 34 35 36 37 38
45 46 47 48 49 50 51 52 53 54 55 56 57 58 59 60
22 21 20 19 18 17 16 15 14 13 12 11 10 9 8 7 6 5 4 3 2 1
38 37 36 35 34 33 32 31 30 29 28 27 26 25 24 23 44 43 42 41 40 39
60 59 58 57 56 55 54 53 52 51 50 49 48 47 46 45

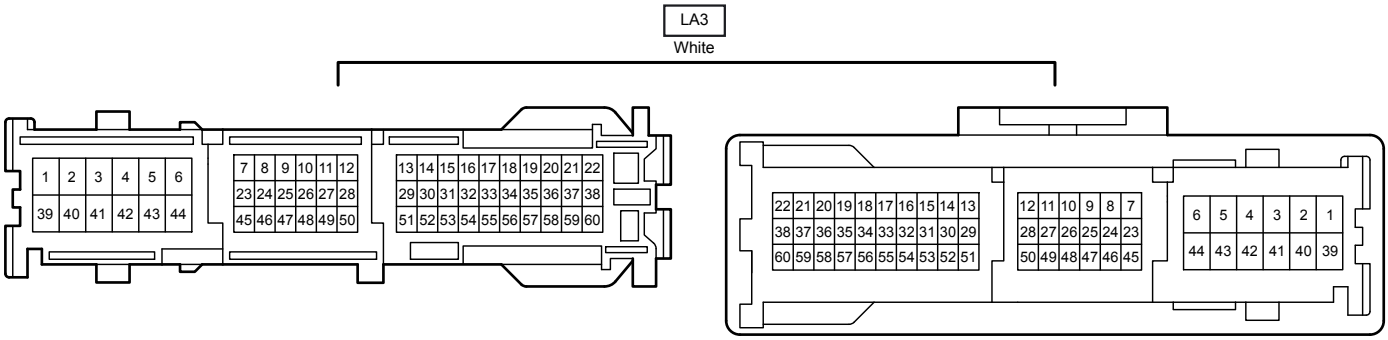
LA3
White
1 2 3 4 5 6
39 40 41 42 43 44
7 8 9 10 11 12
23 24 25 26 27 28
45 46 47 48 49 50
13 14 15 16 17 18 19 20 21 22
29 30 31 32 33 34 35 36 37 38
51 52 53 54 55 56 57 58 59 60
22 21 20 19 18 17 16 15 14 13
38 37 36 35 34 33 32 31 30 29
60 59 58 57 56 55 54 53 52 51
12 11 10 9 8 7
28 27 26 25 24 23
50 49 48 47 46 45
6 5 4 3 2 1
44 43 42 41 40 39

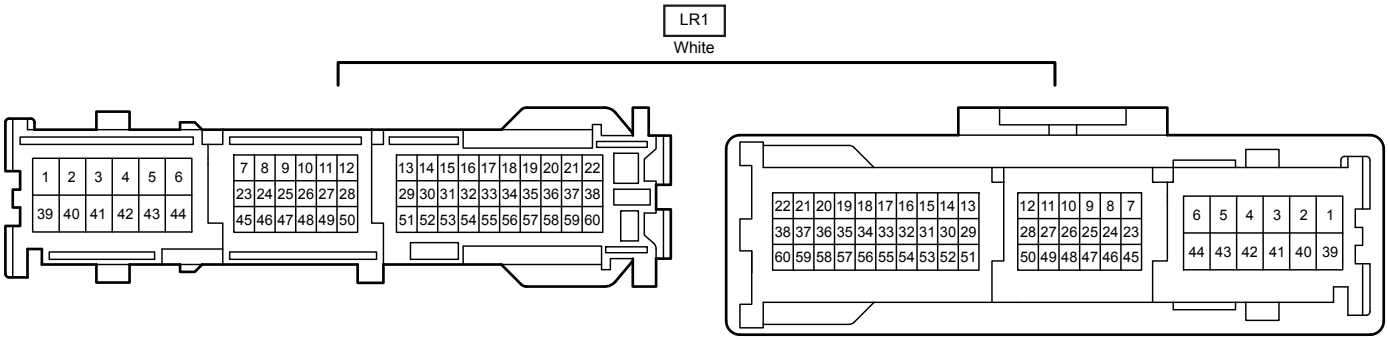
LR1
White
1 2 3 4 5 6
39 40 41 42 43 44
7 8 9 10 11 12
23 24 25 26 27 28
45 46 47 48 49 50
13 14 15 16 17 18 19 20 21 22
29 30 31 32 33 34 35 36 37 38
51 52 53 54 55 56 57 58 59 60
22 21 20 19 18 17 16 15 14 13
38 37 36 35 34 33 32 31 30 29
60 59 58 57 56 55 54 53 52 51
12 11 10 9 8 7
28 27 26 25 24 23
50 49 48 47 46 45
6 5 4 3 2 1
44 43 42 41 40 39

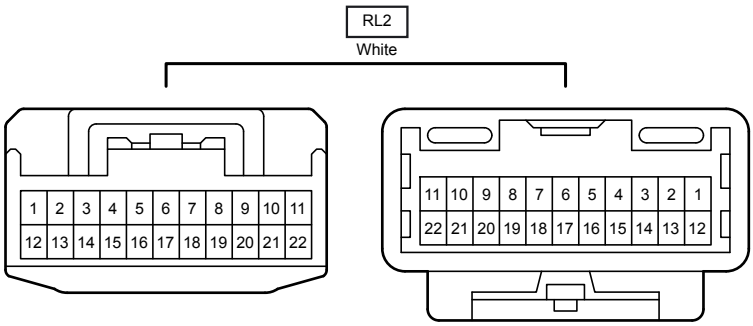
RL2
White
1 2 3 4 5 6 7 8 9 10 11
12 13 14 15 16 17 18 19 20 21 22
11 10 9 8 7 6 5 4 3 2 1
22 21 20 19 18 17 16 15 14 13 12

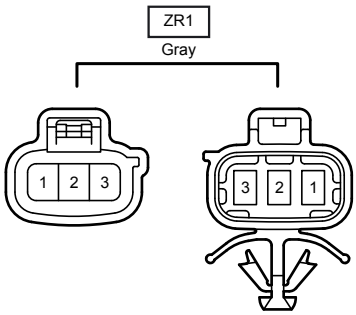
ZR1
Gray
1 2 3
3 2 1