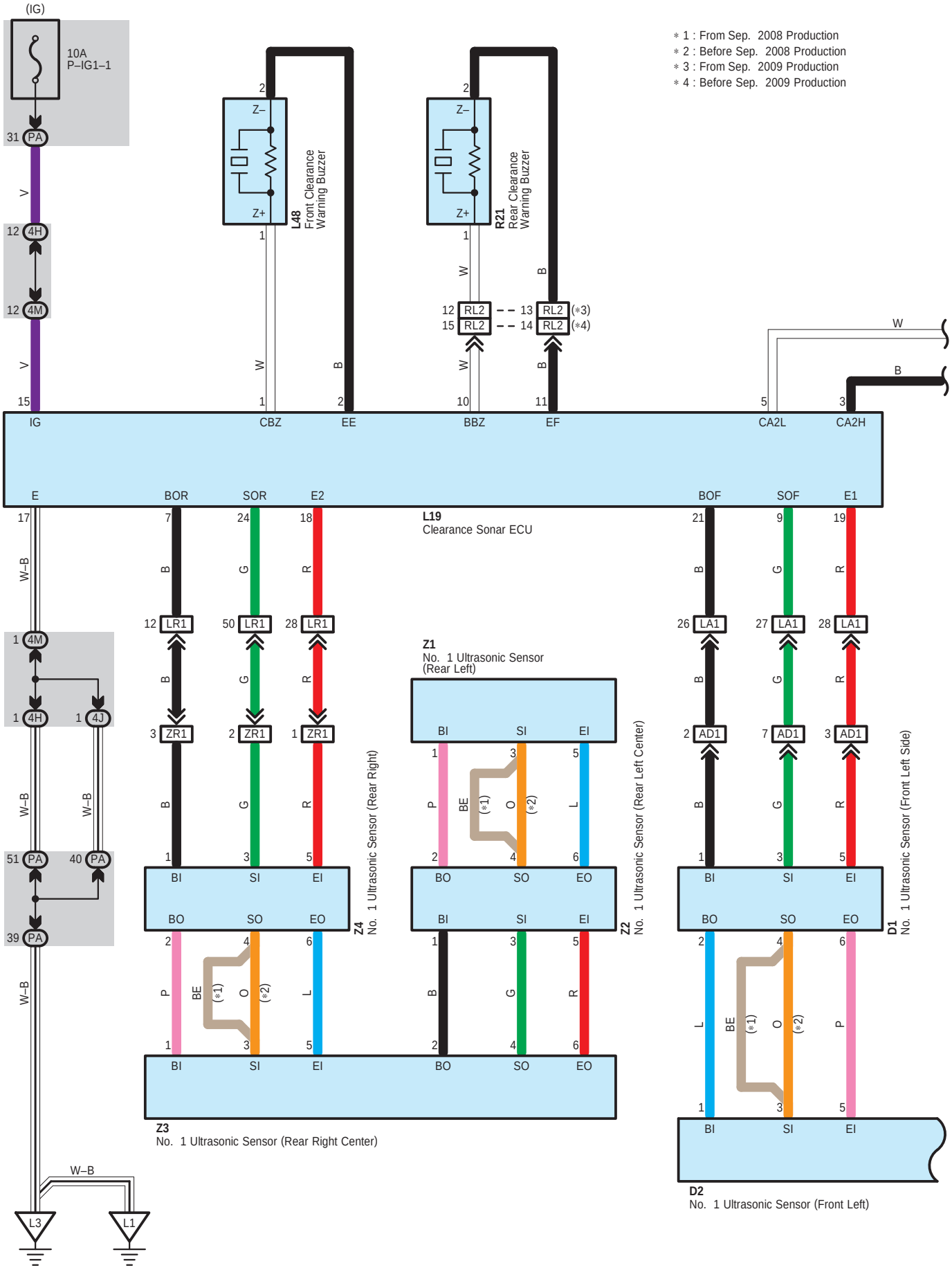
(IG)
10A
P–IG1–1
31 PA
12 4H
12 4M
15
IG
L48
Front Clearance Warning Buzzer
Z–
Z+
R21
Rear Clearance Warning Buzzer
12 RL2
15 RL2
13 RL2 (*3)
14 RL2 (*4)
CBZ
EE
BBZ
EF
CA2L
CA2H
E
BOR
SOR
E2
BOF
SOF
E1
L19
Clearance Sonar ECU
17
7
24
18
21
9
19
12 LR1
50 LR1
28 LR1
26 LA1
27 LA1
28 LA1
1 4M
1 4H
1 4J
3 ZR1
2 ZR1
1 ZR1
2 AD1
7 AD1
3 AD1
51 PA
40 PA
39 PA
Z1
No. 1 Ultrasonic Sensor (Rear Left)
BI
SI
EI
BO
SO
EO
Z4
No. 1 Ultrasonic Sensor (Rear Right)
Z2
No. 1 Ultrasonic Sensor (Rear Left Center)
D1
No. 1 Ultrasonic Sensor (Front Left Side)
Z3
No. 1 Ultrasonic Sensor (Rear Right Center)
D2
No. 1 Ultrasonic Sensor (Front Left)
W–B
L3
L1
* 1 : From Sep. 2008 Production
* 2 : Before Sep. 2008 Production
* 3 : From Sep. 2009 Production
* 4 : Before Sep. 2009 Production

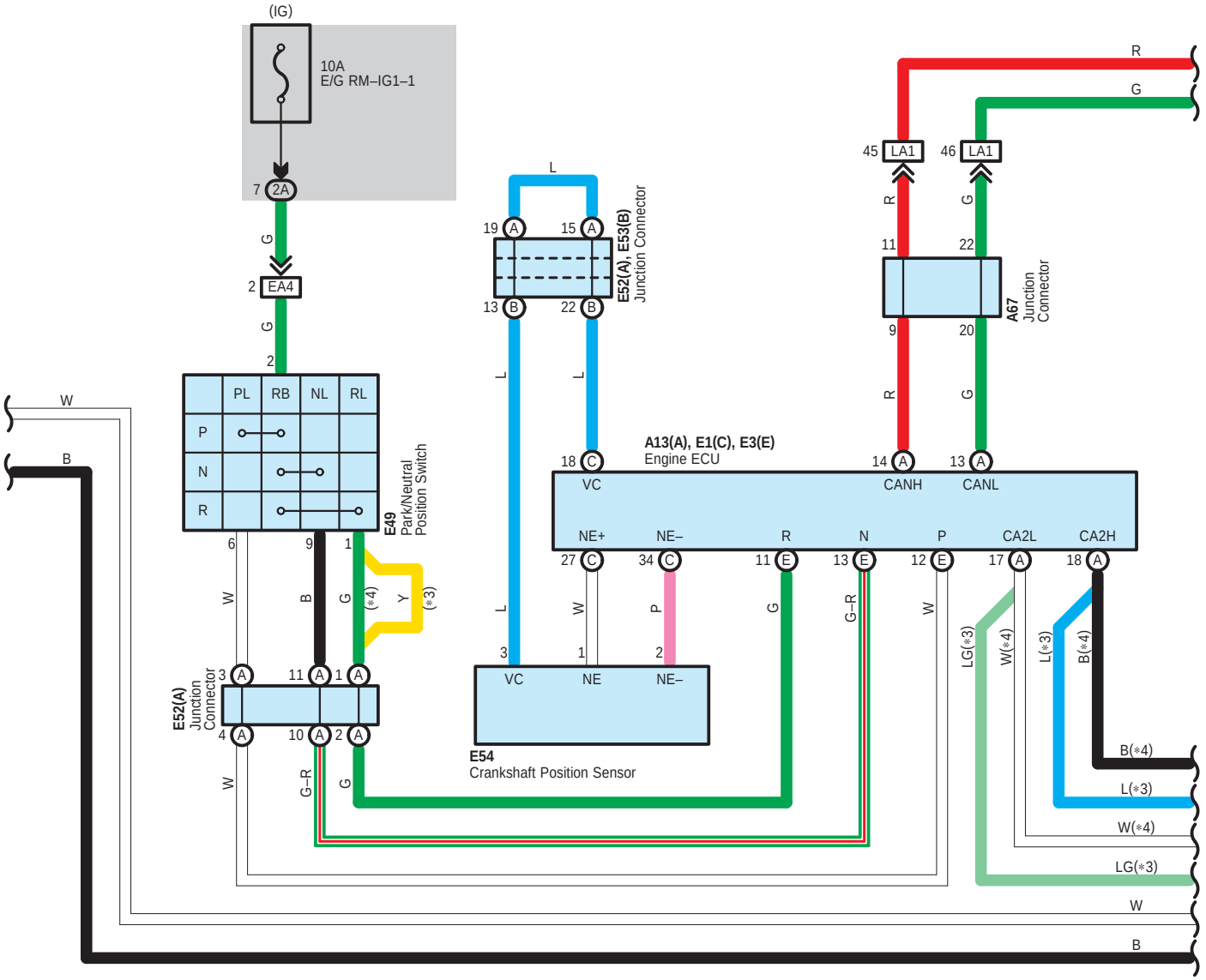
(IG)
10A
E/G RM–IG1–1
7 2A
2 EA4
PL RB NL RL
P
N
R
E49
Park/Neutral
Position Switch
E52(A)
Junction
Connector
E52(A), E53(B)
Junction Connector
A13(A), E1(C), E3(E)
Engine ECU
VC
CANH
CANL
NE+
NE–
CA2L
CA2H
E54
Crankshaft Position Sensor
NE
A67
Junction
Connector
45 LA1
46 LA1
B(*4)
L(*3)
W(*4)
LG(*3)
W
B

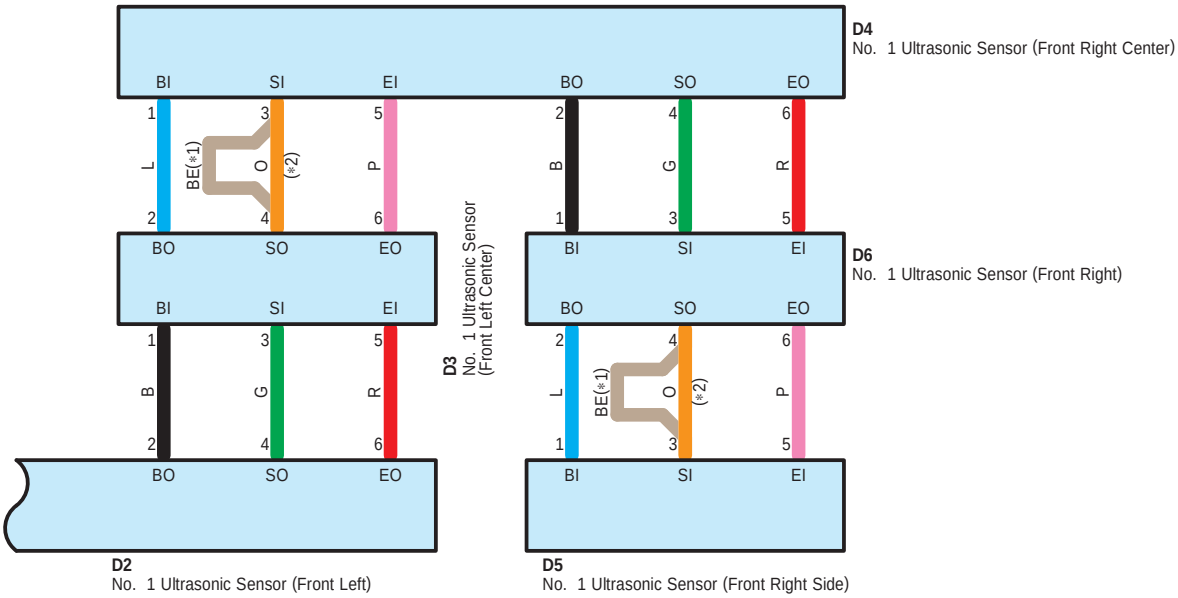
D4
No. 1 Ultrasonic Sensor (Front Right Center)
BI SI EI BO SO EO
BE(*1)
(*2)
D6
No. 1 Ultrasonic Sensor (Front Right)
D3
No. 1 Ultrasonic Sensor
(Front Left Center)
D2
No. 1 Ultrasonic Sensor (Front Left)
D5
No. 1 Ultrasonic Sensor (Front Right Side)

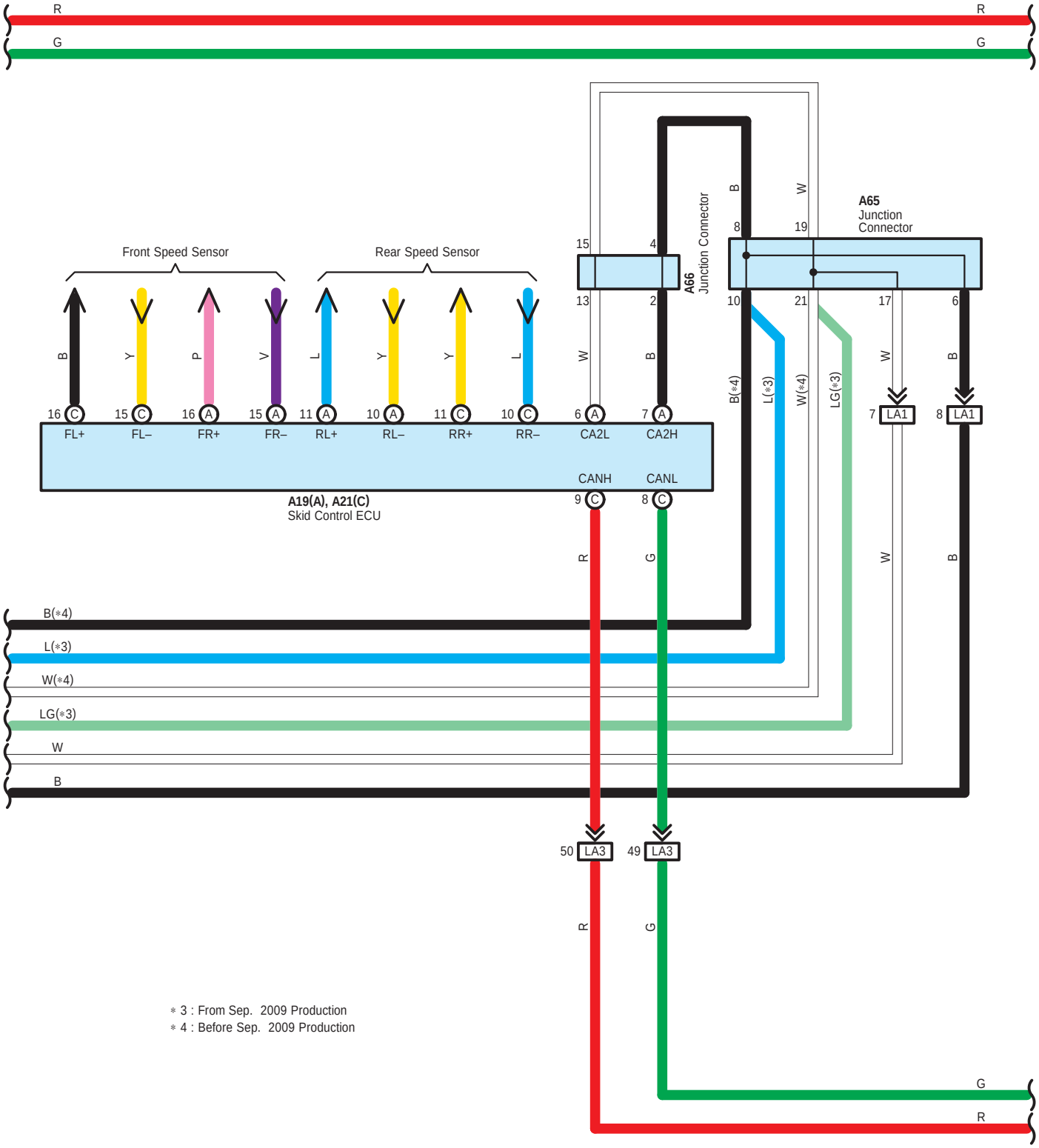
R
G
Front Speed Sensor
Rear Speed Sensor
A66
Junction Connector
A65
Junction
Connector
FL+
FL–
FR+
FR–
RL+
RL–
RR+
RR–
CA2L
CA2H
CANH
CANL
A19(A), A21(C)
Skid Control ECU
LA1
LA3
B(∗4)
L(∗3)
W(∗4)
LG(∗3)
W
B
∗ 3 : From Sep. 2009 Production
∗ 4 : Before Sep. 2009 Production

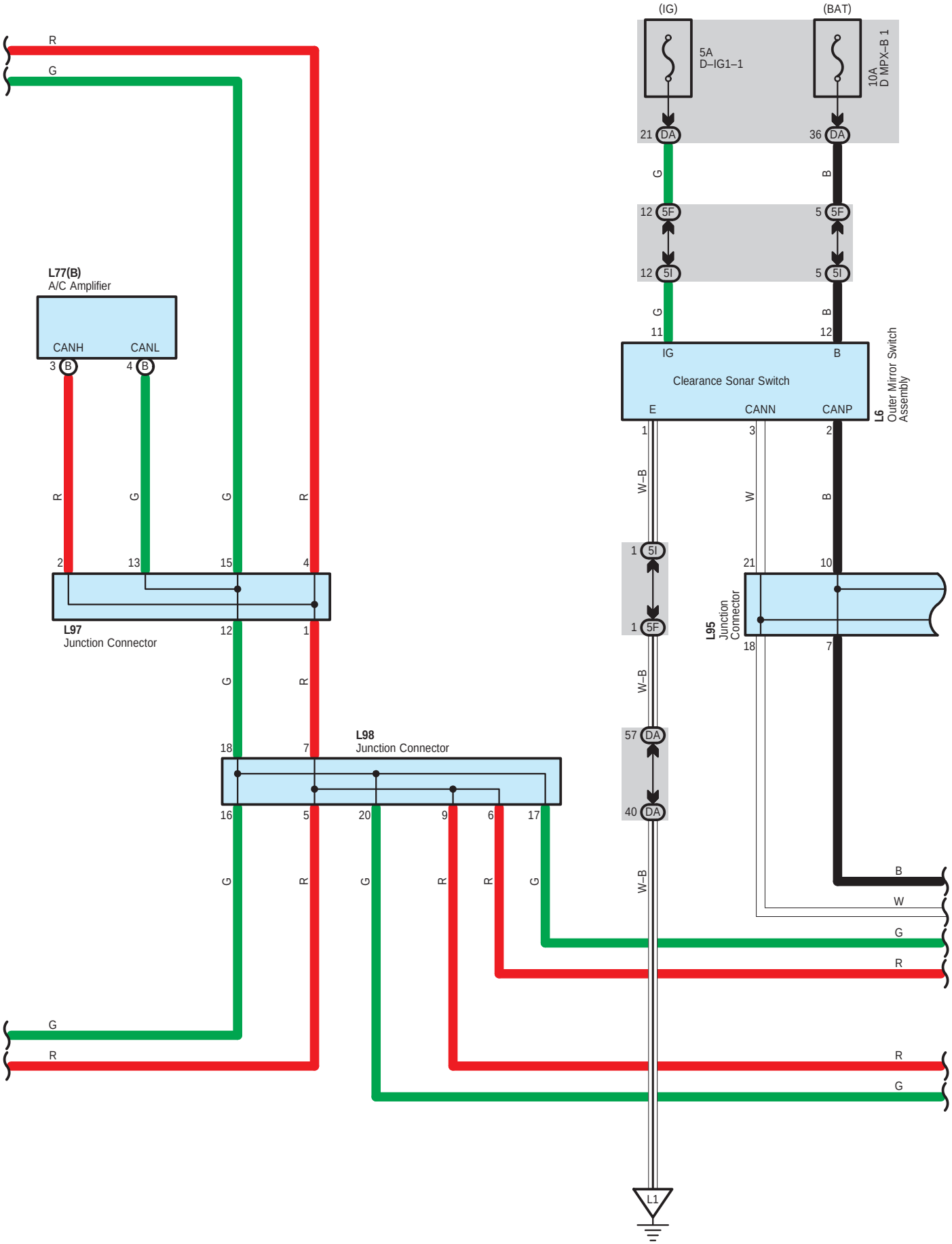
(IG)
(BAT)
5A
D–IG1–1
10A
D MPX–B 1
21 DA
36 DA
12 5F
5 5F
12 5I
5 5I
11
12
IG
B
Clearance Sonar Switch
E
CANN
CANP
L6
Outer Mirror Switch
Assembly
L77(B)
A/C Amplifier
CANH
CANL
3 B
4 B
2
13
15
4
L97
Junction Connector
12
1
18
7
L98
Junction Connector
16
5
20
9
6
17
1 5I
1 5F
57 DA
40 DA
L95
Junction
Connector
21
10
18
7
L1

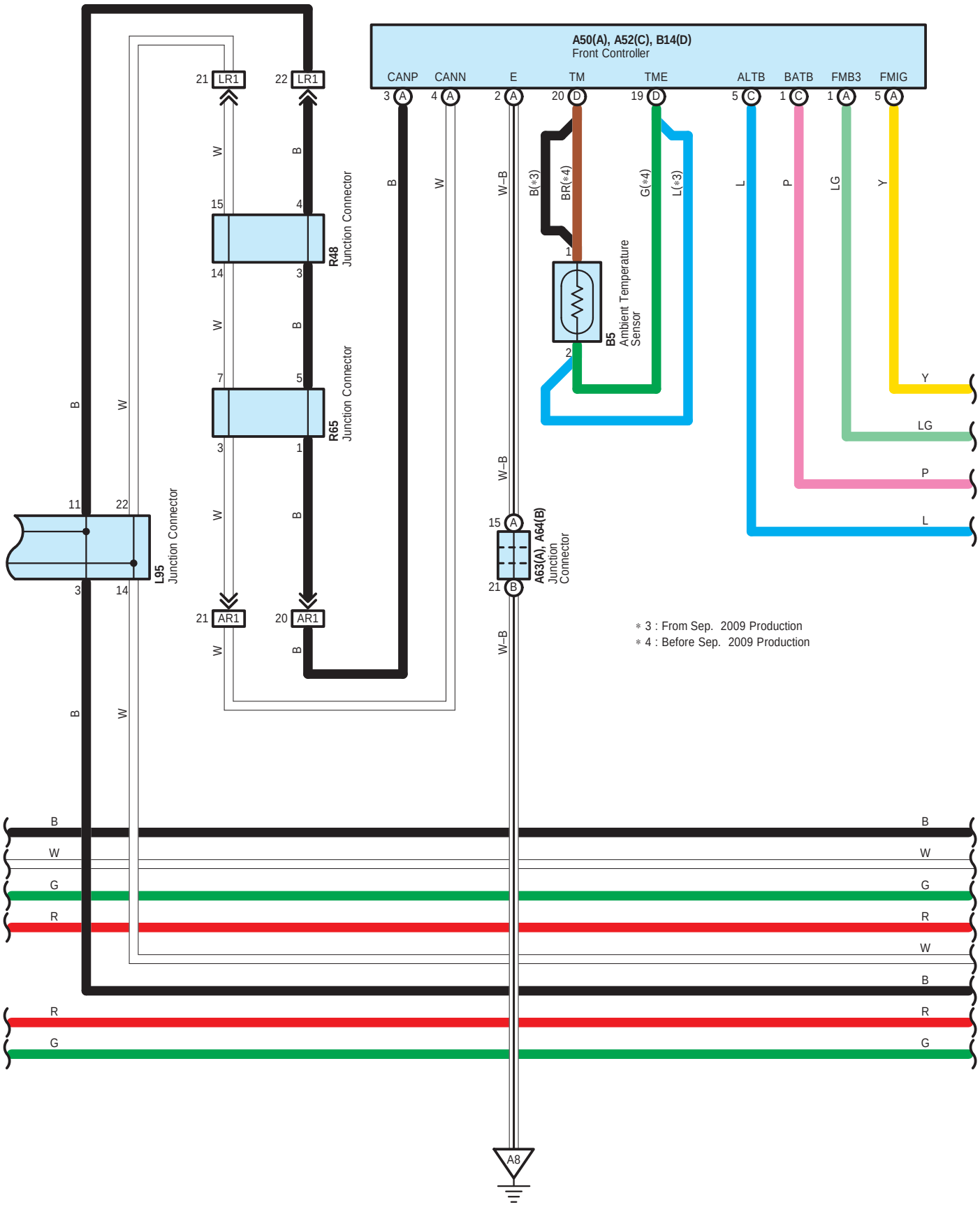
A50(A), A52(C), B14(D)
Front Controller
CANP
CANN
E
TM
TME
ALTB
BATB
FMB3
FMIG
LR1
AR1
R48
Junction Connector
R65
Junction Connector
L95
Junction Connector
B5
Ambient Temperature Sensor
A63(A), A64(B)
Junction Connector
A8
* 3 : From Sep. 2009 Production
* 4 : Before Sep. 2009 Production

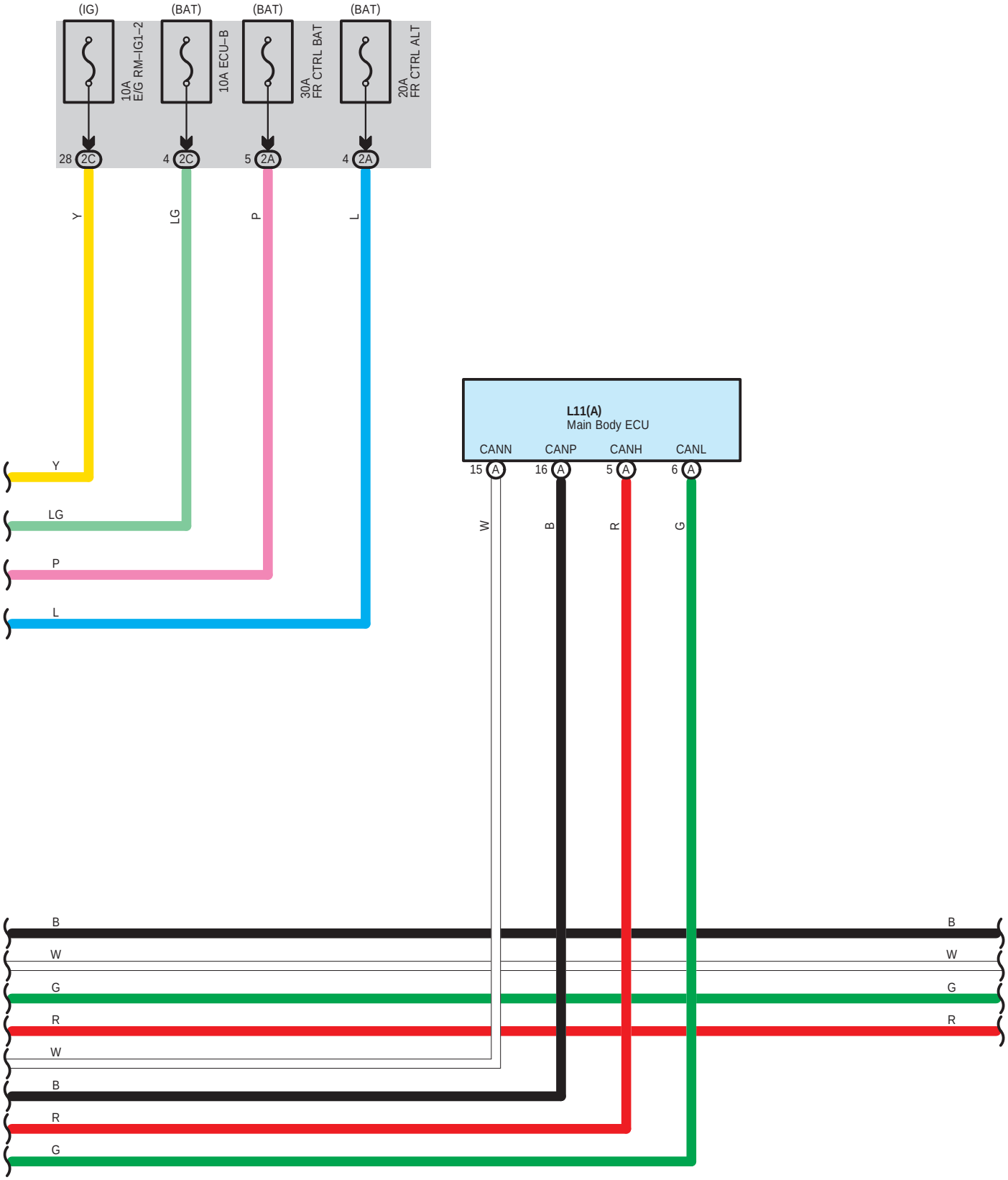
(IG)
(BAT)
(BAT)
(BAT)
10A E/G RM-IG1-2
10A ECU-B
30A FR CTRL BAT
20A FR CTRL ALT
28 2C
4 2C
5 2A
4 2A
Y
LG
P
L
L11(A)
Main Body ECU
CANN
CANP
CANH
CANL
15 A
16 A
5 A
6 A
W
B
R
G
B
W
G
R
W
B
R
G
B
W
G
R

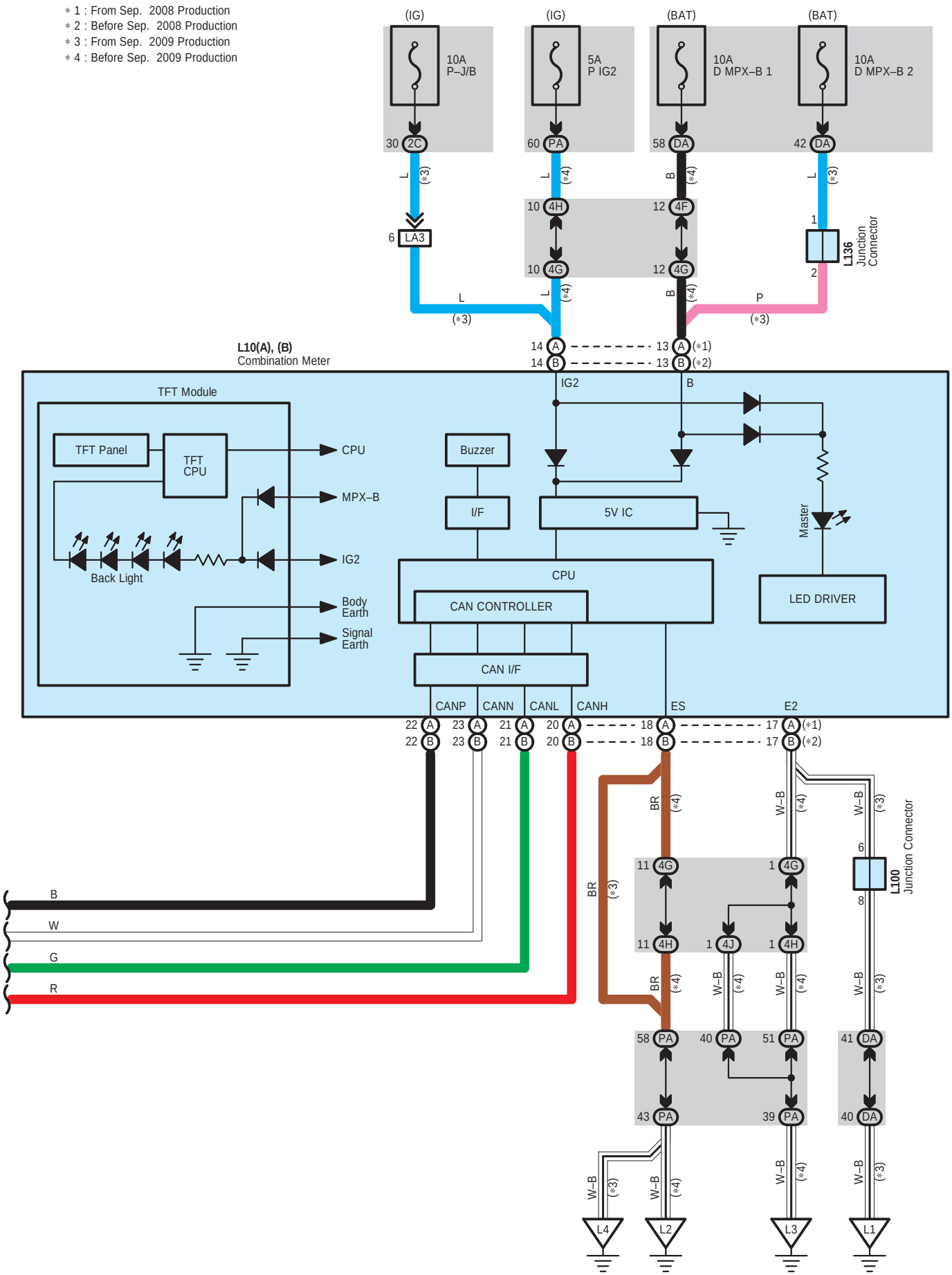
∗1 : From Sep. 2008 Production
∗2 : Before Sep. 2008 Production
∗3 : From Sep. 2009 Production
∗4 : Before Sep. 2009 Production
(IG)
(IG)
(BAT)
(BAT)
10A P–J/B
5A P IG2
10A D MPX–B 1
10A D MPX–B 2
30 2C
60 PA
58 DA
42 DA
6 LA3
10 4H
10 4G
12 4F
12 4G
L136 Junction Connector
L10(A), (B) Combination Meter
14 A
14 B
13 A (∗1)
13 B (∗2)
IG2
B
TFT Module
TFT Panel
TFT CPU
CPU
MPX–B
IG2
Back Light
Body Earth
Signal Earth
Buzzer
I/F
5V IC
Master
CPU
CAN CONTROLLER
LED DRIVER
CAN I/F
CANP
CANN
CANL
CANH
ES
E2
22 A
22 B
23 A
23 B
21 A
21 B
20 A
20 B
18 A
18 B
17 A (∗1)
17 B (∗2)
B
W
G
R
11 4G
11 4H
1 4J
1 4G
1 4H
L100 Junction Connector
58 PA
40 PA
51 PA
41 DA
43 PA
39 PA
40 DA
L4
L2
L3
L1

A 13
White

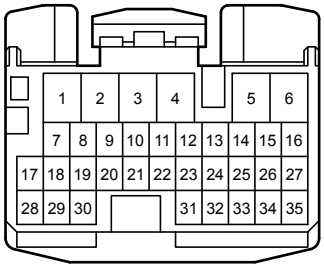

A 19
Black

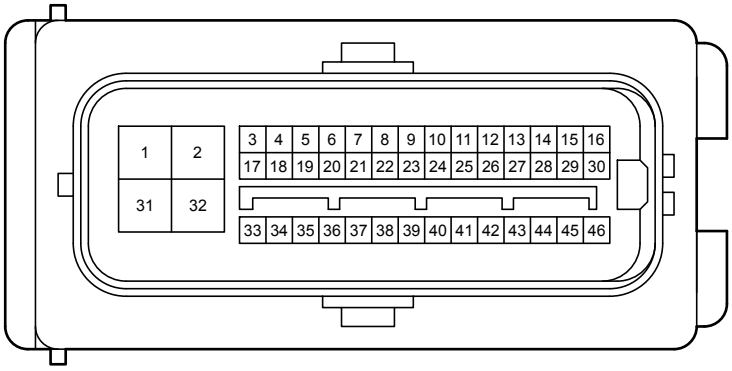

A 21
Gray

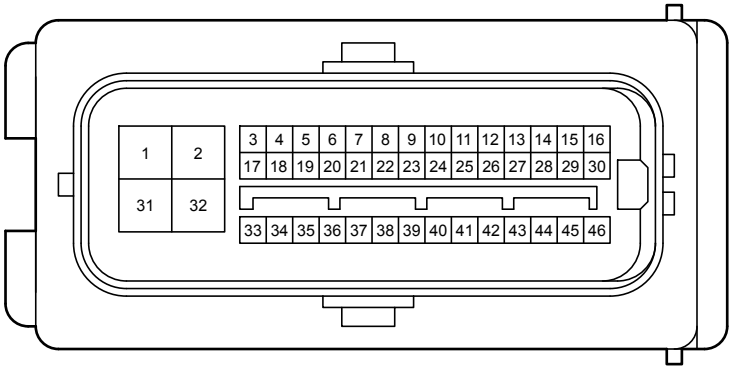

A 50
White

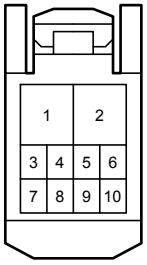

A 52
White

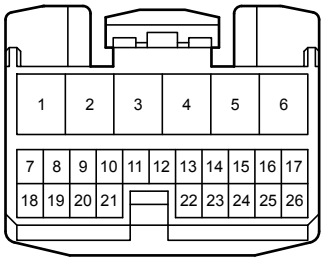

A 63
Black

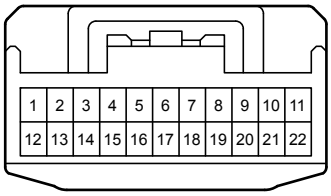

A 64
Black

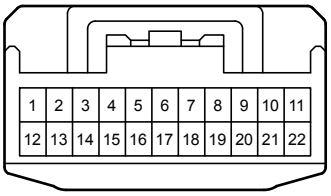

A 65
Gray

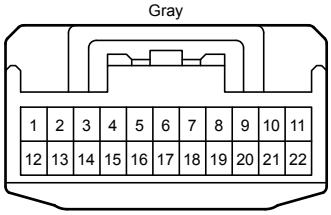

A 66
Black

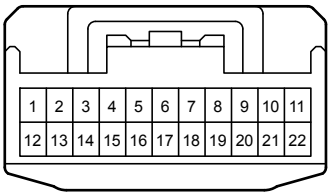

A 67
Black

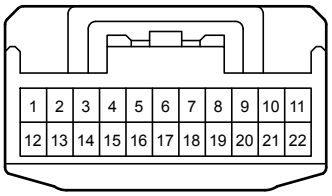

B 5
Black

B 14
White

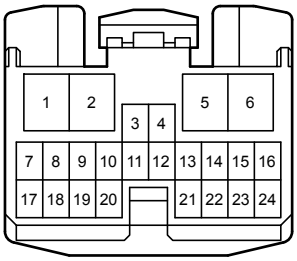

D 1
Black



D 2
Black



D 3
Black



D 4
Black



D 5
Black



D 6
Black



E 1
White

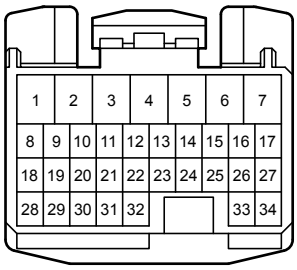

E 3
White



E 49
Gray

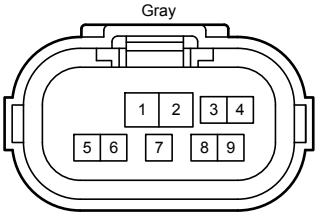

E 52
Black

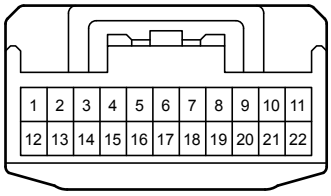

E 53
Black

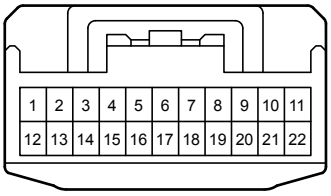

E 54
Black

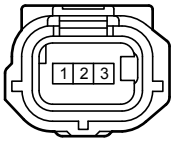

L 6
White



L 10
White

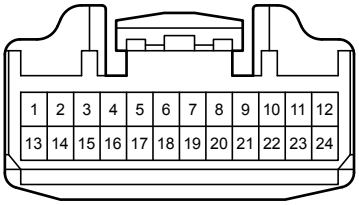

(Before Sep. 2008 Production)

L 10
Black

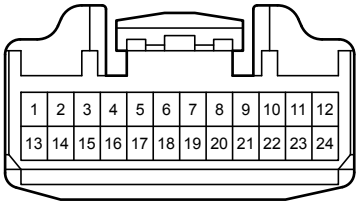

(From Sep. 2008 Production)

L 11
White

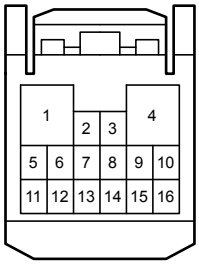

L 19
White

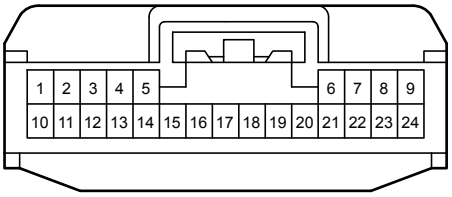

L 48
Black

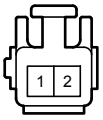

L 77
White

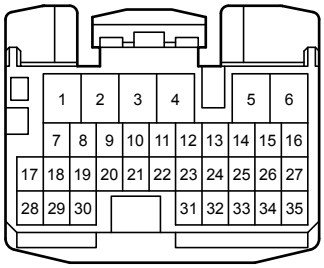

L 95
Gray

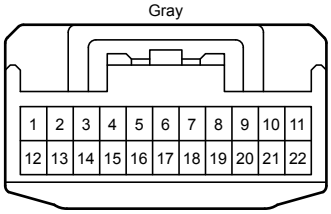

L 97
Black

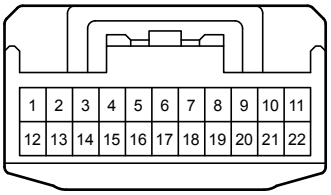

L 98
Gray

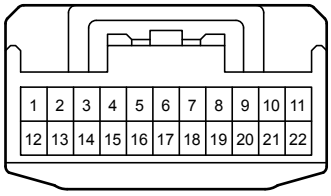

L100
Blue

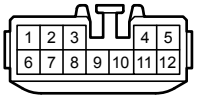

L136
Black

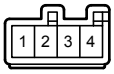

R 21
Black

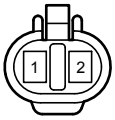

R 48
Black

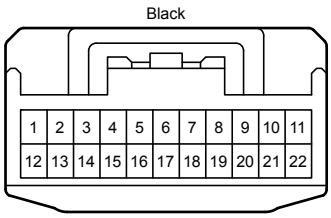

R 65
Dark Gray

Z 1
Black

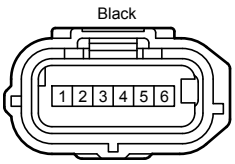

Z 2
Black

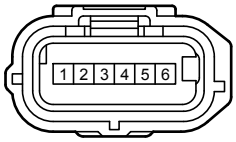

Z 3
Black



Z 4
Black



2A
Black

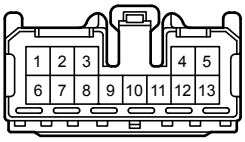

2C
White

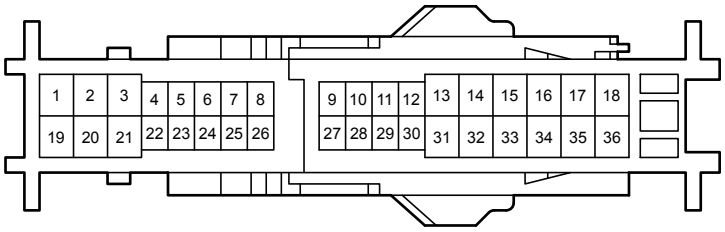

4F
Gray

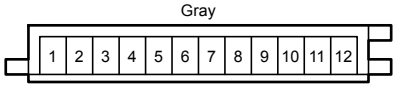

4G
White

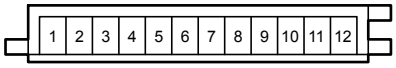

4H
Gray

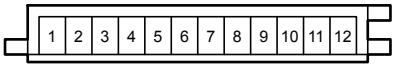

4J
Gray

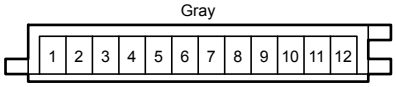

4M
White

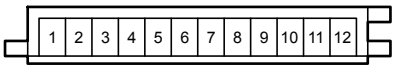

5F
Gray

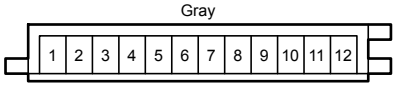

5I
White

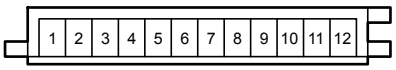

DA
White

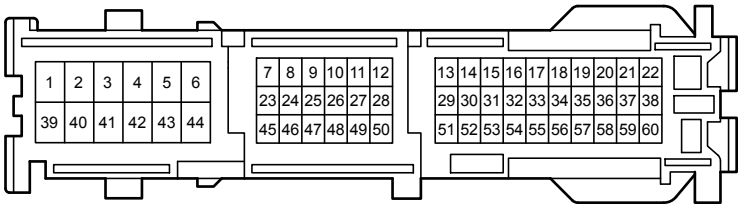

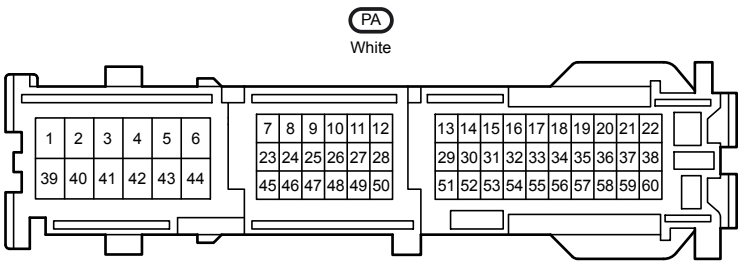
PA
White

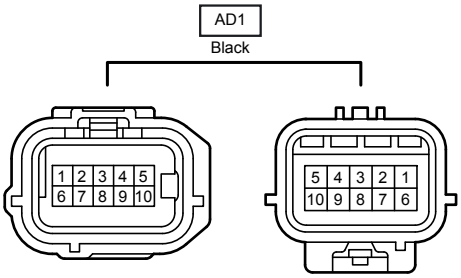
AD1
Black

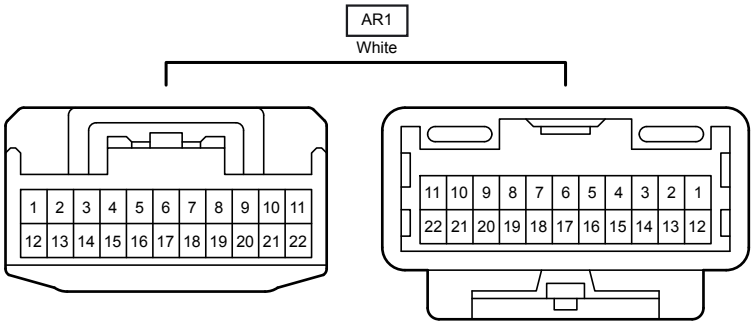
AR1
White

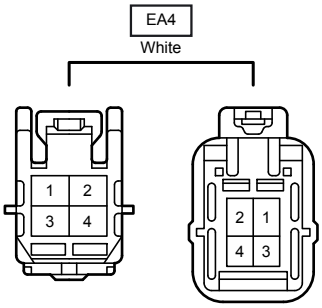
EA4
White

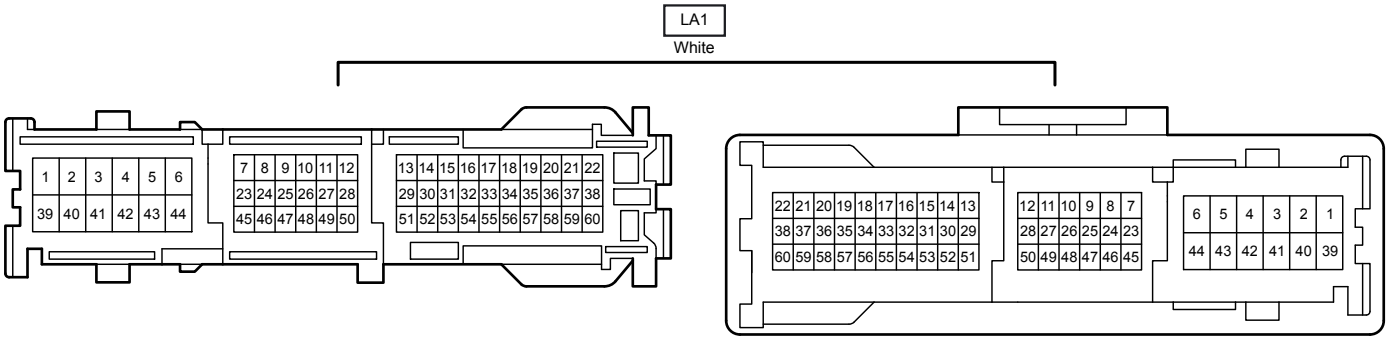
LA1
White

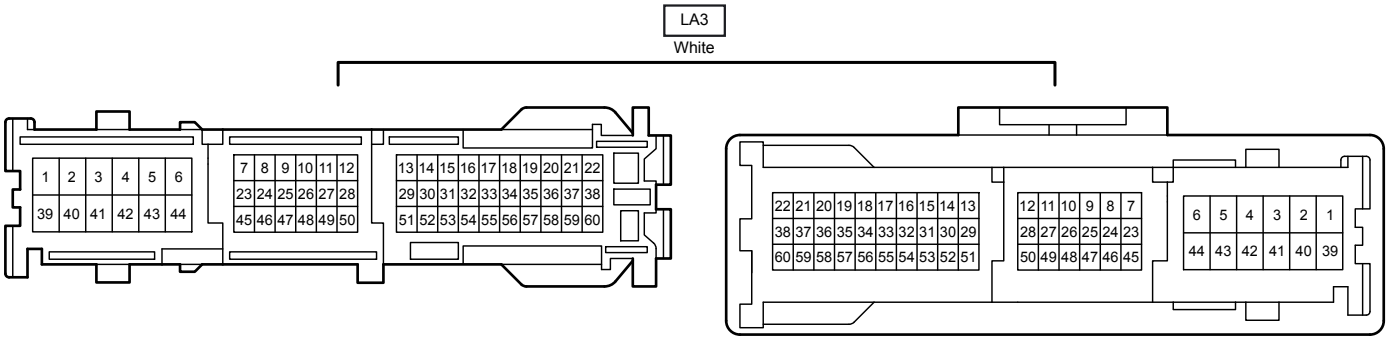
LA3
White

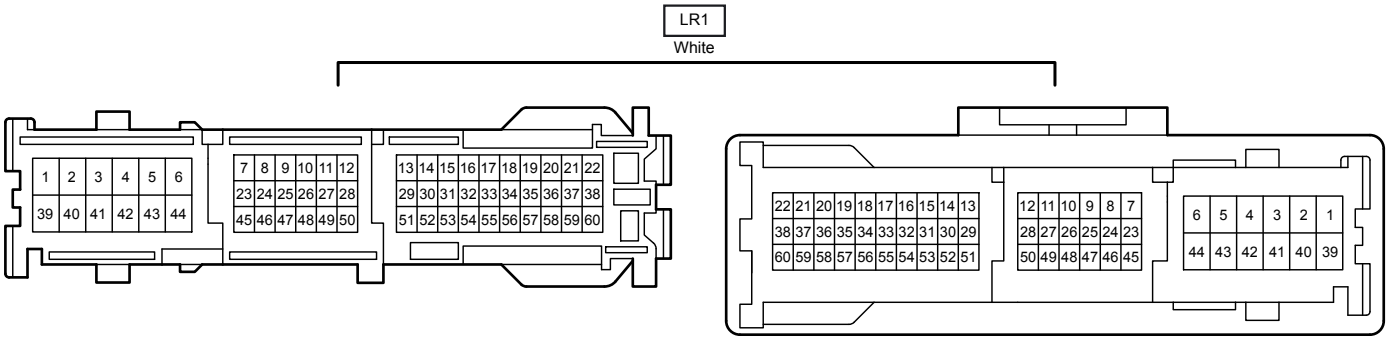
LR1
White

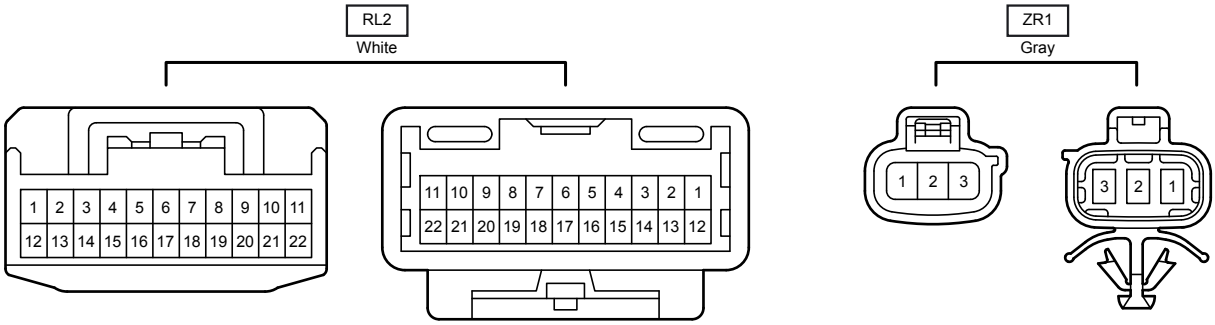
RL2
White
1 2 3 4 5 6 7 8 9 10 11
12 13 14 15 16 17 18 19 20 21 22
11 10 9 8 7 6 5 4 3 2 1
22 21 20 19 18 17 16 15 14 13 12
ZR1
Gray
1 2 3
3 2 1