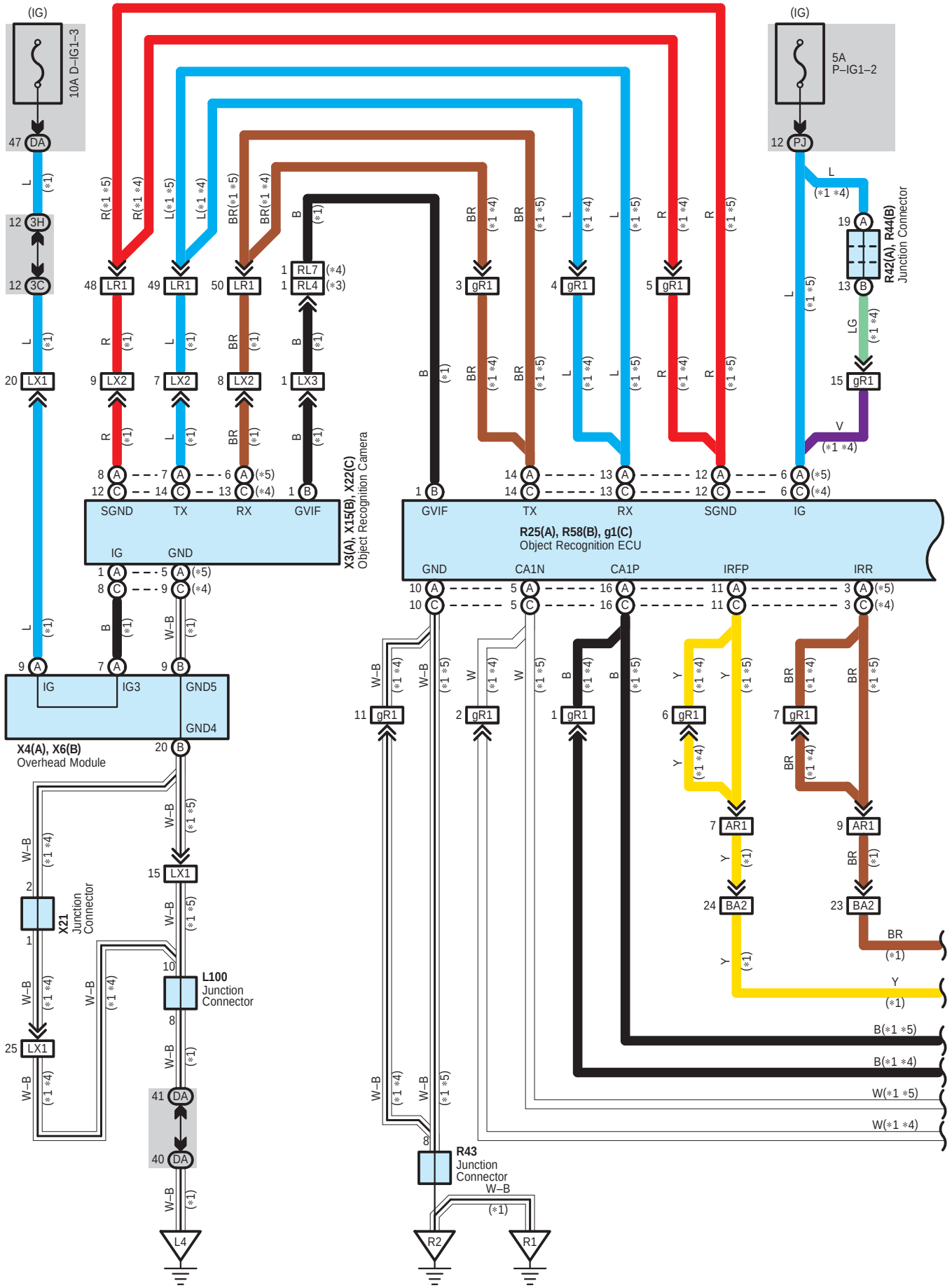
(IG)
10A D–IG1–3
47 DA
12 3H
12 3C
20 LX1
48 LR1
49 LR1
50 LR1
9 LX2
7 LX2
8 LX2
1 LX3
1 RL7 (*4)
1 RL4 (*3)
3 gR1
4 gR1
5 gR1
15 gR1
(IG)
5A
P–IG1–2
12 PJ
19 A
13 B
R42(A), R44(B)
Junction Connector
X3(A), X15(B), X22(C)
Object Recognition Camera
SGND
TX
RX
GVIF
IG
GND
R25(A), R58(B), g1(C)
Object Recognition ECU
GND
CA1N
CA1P
IRFP
IRR
X4(A), X6(B)
Overhead Module
IG
IG3
GND5
GND4
20 B
15 LX1
X21
Junction Connector
L100
Junction Connector
25 LX1
41 DA
40 DA
L4
11 gR1
2 gR1
1 gR1
6 gR1
7 gR1
7 AR1
9 AR1
24 BA2
23 BA2
R43
Junction Connector
R2
R1
B(*1 *5)
B(*1 *4)
W(*1 *5)
W(*1 *4)

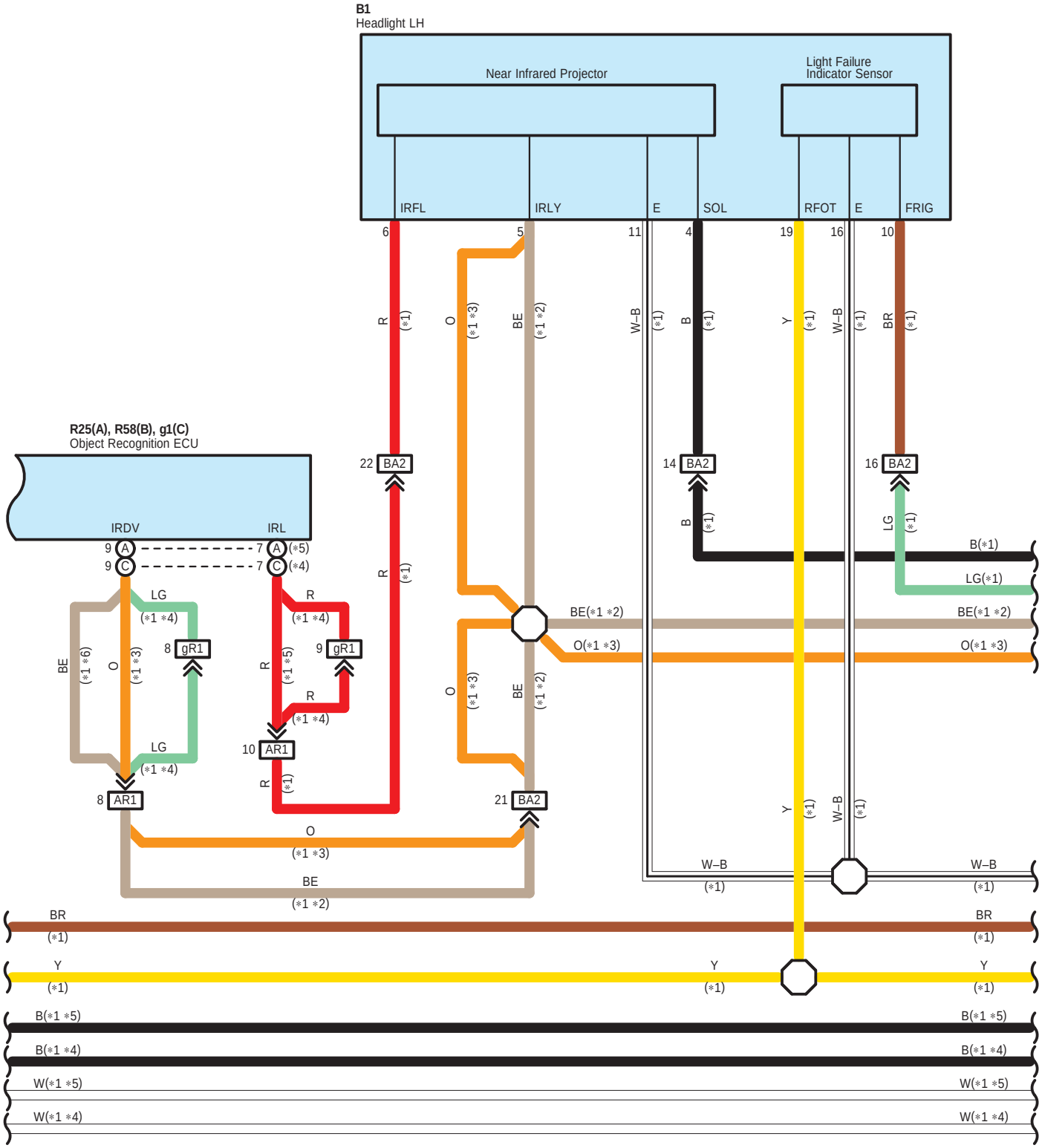

∗ 1 : w/ Object Recognition Camera
∗ 2 : From Sep. 2008 Production
∗ 3 : Before Sep. 2008 Production
∗ 4 : From Sep. 2009 Production
∗ 5 : Before Sep. 2009 Production
∗ 6 : From Sep. 2008 Production until Sep. 2009 Production

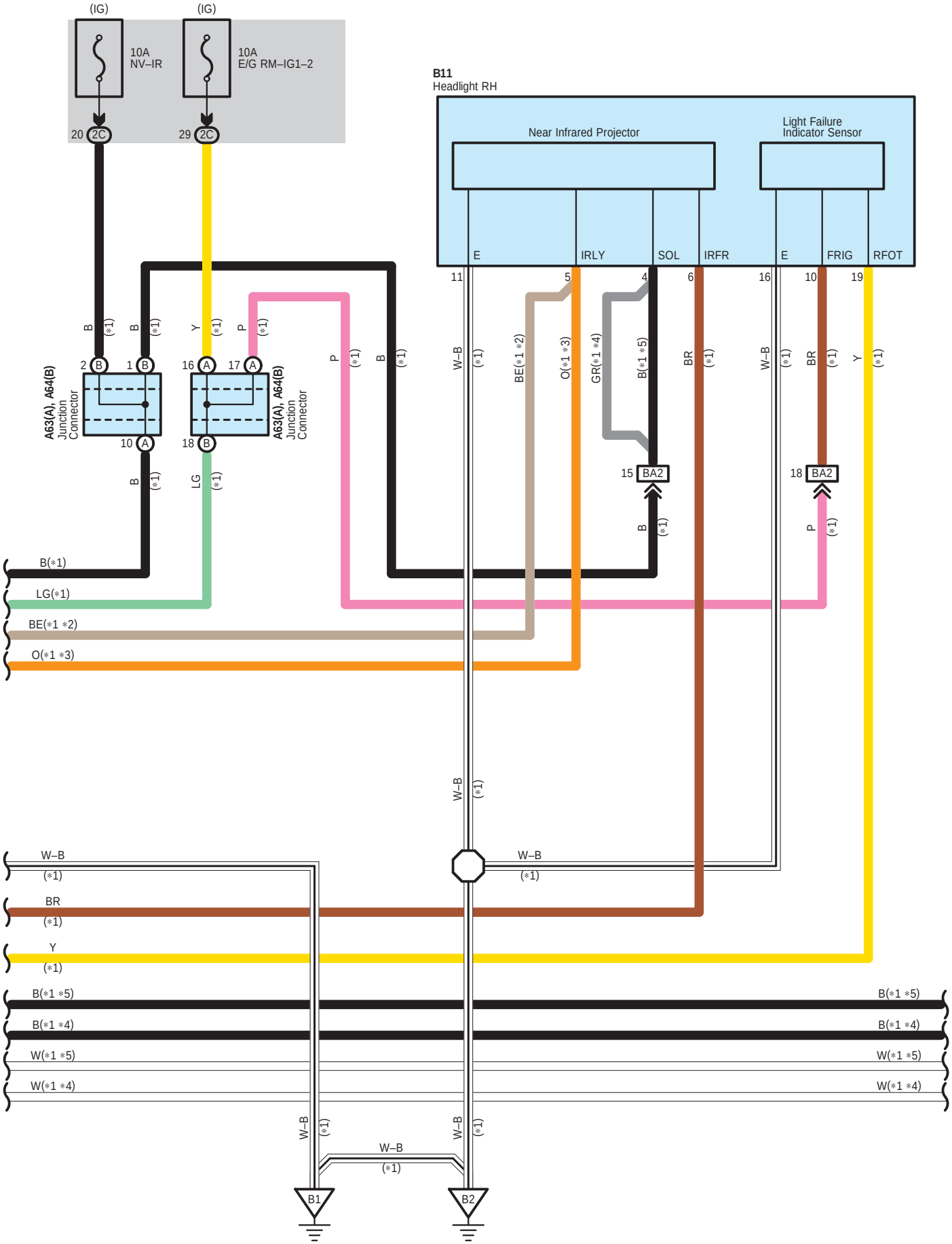
(IG)
(IG)
10A
NV–IR
10A
E/G RM–IG1–2
20 2C
29 2C
B11
Headlight RH
Near Infrared Projector
Light Failure
Indicator Sensor
E
IRLY
SOL
IRFR
E
FRIG
RFOT
11
5
4
6
16
10
19
A63(A), A64(B)
Junction
Connector
2 B
1 B
16 A
17 A
10 A
18 B
15 BA2
18 BA2
B(*1)
LG(*1)
BE(*1 *2)
O(*1 *3)
W–B
(*1)
BR
(*1)
Y
(*1)
B(*1 *5)
B(*1 *4)
W(*1 *5)
W(*1 *4)
B1
B2

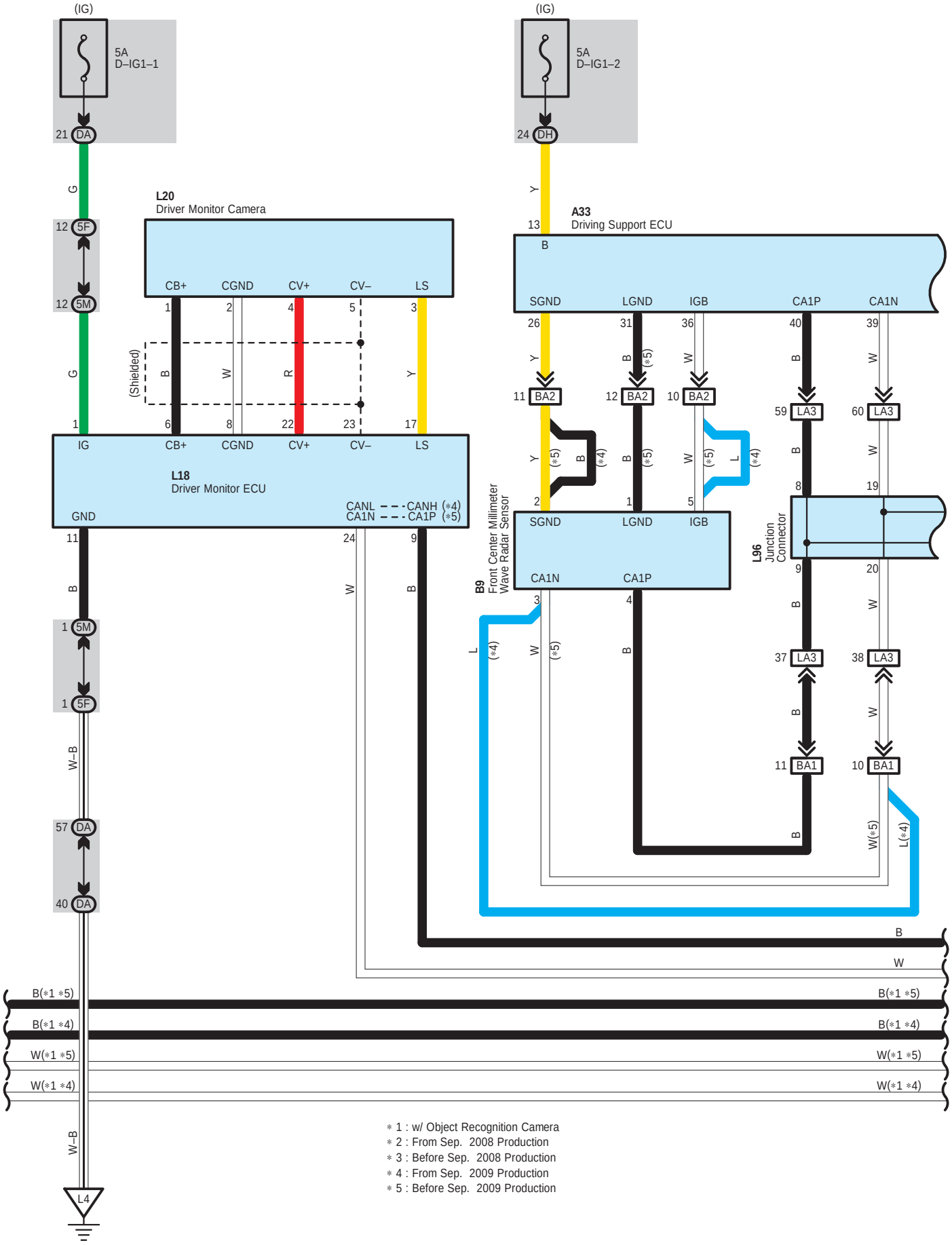

* 1 : w/ Object Recognition Camera
* 2 : From Sep. 2008 Production
* 3 : Before Sep. 2008 Production
* 4 : From Sep. 2009 Production
* 5 : Before Sep. 2009 Production

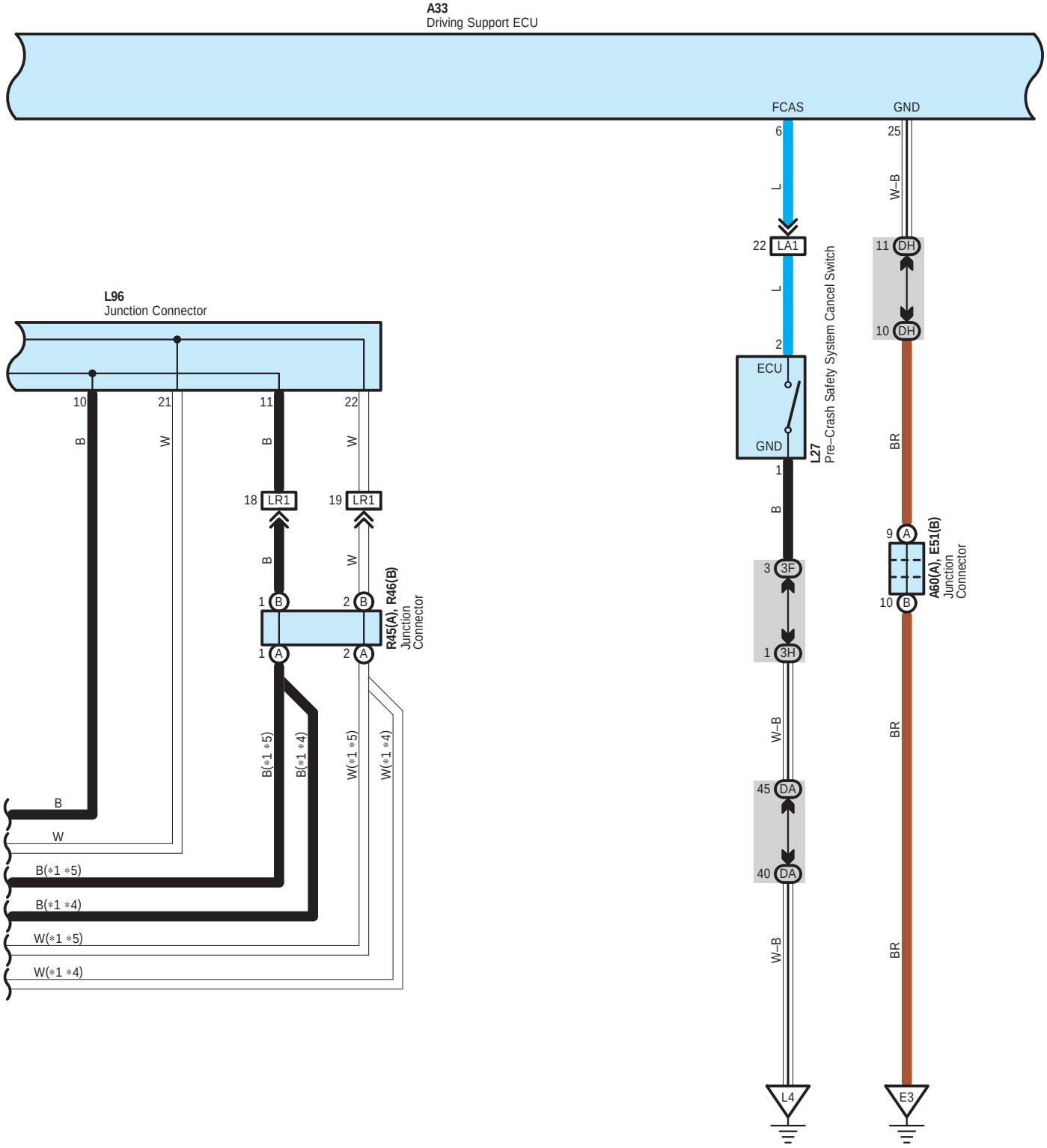
A33
Driving Support ECU
FCAS
GND
6
25
L
W–B
22
LA1
11
DH
10
DH
L
2
ECU
GND
L27
Pre–Crash Safety System Cancel Switch
1
B
BR
9
A
A60(A), E51(B)
Junction
Connector
10
B
3
3F
1
3H
W–B
BR
45
DA
40
DA
W–B
BR
L4
E3
L96
Junction Connector
10
21
11
22
B
W
B
W
18
LR1
19
LR1
B
W
1
B
2
B
R45(A), R46(B)
Junction
Connector
1
A
2
A
B(∗1 ∗5)
B(∗1 ∗4)
W(∗1 ∗5)
W(∗1 ∗4)
B
W
B(∗1 ∗5)
B(∗1 ∗4)
W(∗1 ∗5)
W(∗1 ∗4)

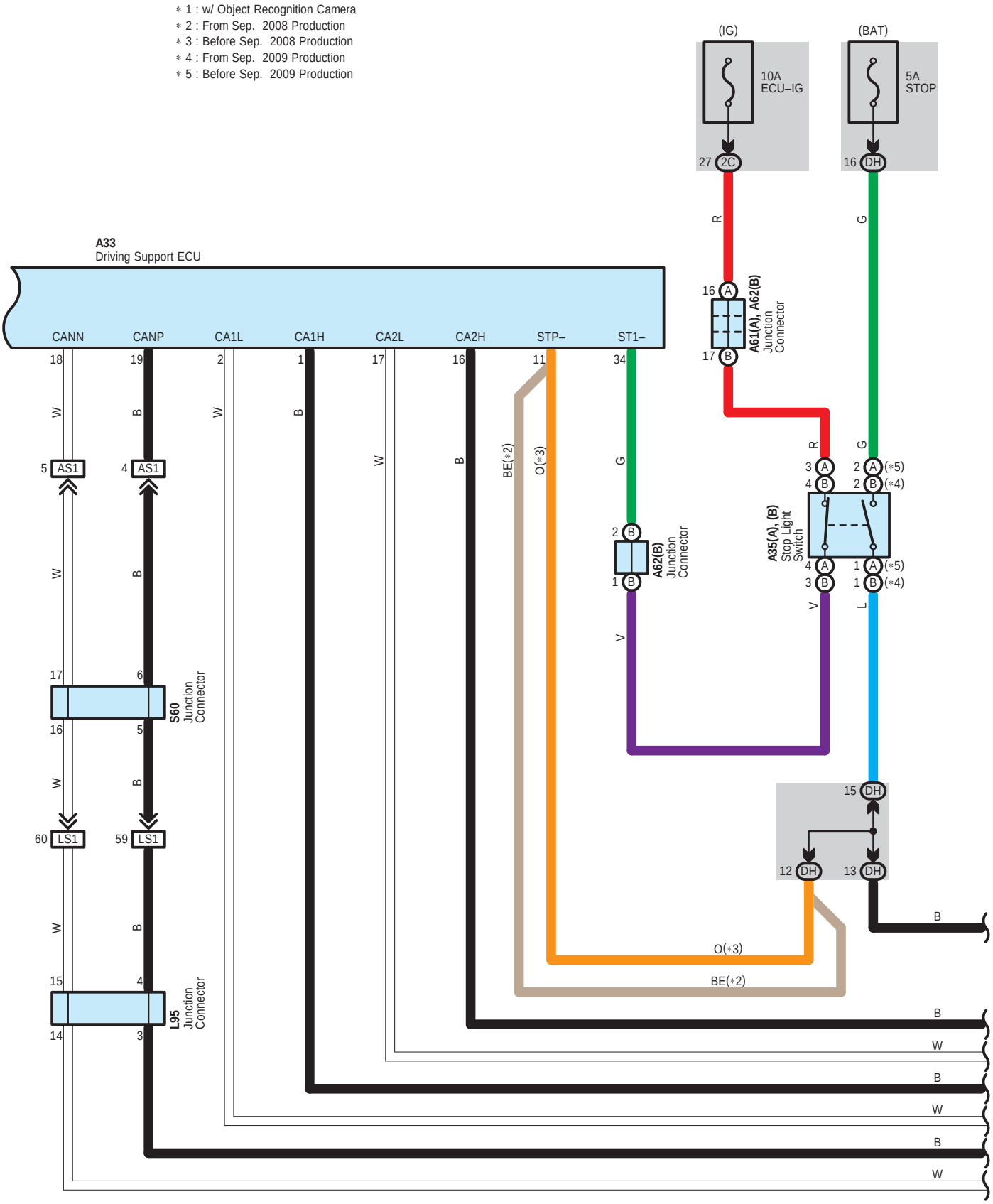
∗ 1 : w/ Object Recognition Camera
∗ 2 : From Sep. 2008 Production
∗ 3 : Before Sep. 2008 Production
∗ 4 : From Sep. 2009 Production
∗ 5 : Before Sep. 2009 Production
(IG)
10A
ECU–IG
(BAT)
5A
STOP
27 2C
16 DH
A33
Driving Support ECU
CANN
CANP
CA1L
CA1H
CA2L
CA2H
STP–
ST1–
A61(A), A62(B)
Junction
Connector
A62(B)
Junction
Connector
A35(A), (B)
Stop Light
Switch
S60
Junction
Connector
L95
Junction
Connector
AS1
LS1
BE(∗2)
O(∗3)

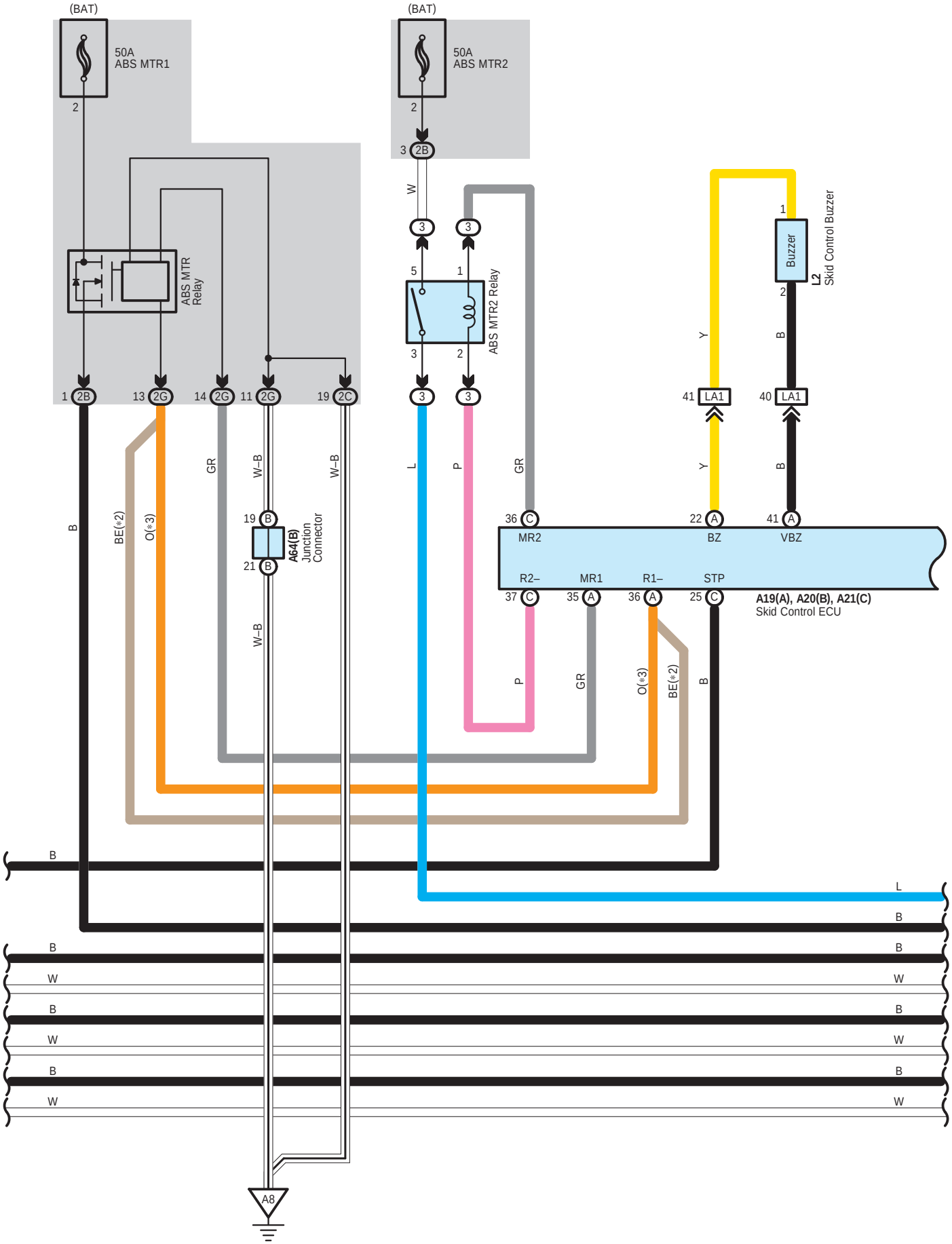
(BAT)
50A
ABS MTR1
2
ABS MTR
Relay
1 2B
13 2G
14 2G
11 2G
19 2C
(BAT)
50A
ABS MTR2
2
3 2B
W
3
3
5
1
ABS MTR2 Relay
3
2
3
3
1
Buzzer
2
L2
Skid Control Buzzer
Y
B
41 LA1
40 LA1
Y
B
B
BE(*2)
O(*3)
GR
W–B
W–B
L
P
GR
19 B
21 B
A64(B)
Junction
Connector
36 C
MR2
22 A
BZ
41 A
VBZ
R2–
MR1
R1–
STP
37 C
35 A
36 A
25 C
A19(A), A20(B), A21(C)
Skid Control ECU
W–B
P
GR
O(*3)
BE(*2)
B
B
L
B
B
B
W
W
B
B
W
W
B
B
W
W
A8

∗ 2 : From Sep. 2008 Production
∗ 3 : Before Sep. 2008 Production
∗ 4 : From Sep. 2009 Production
∗ 5 : Before Sep. 2009 Production

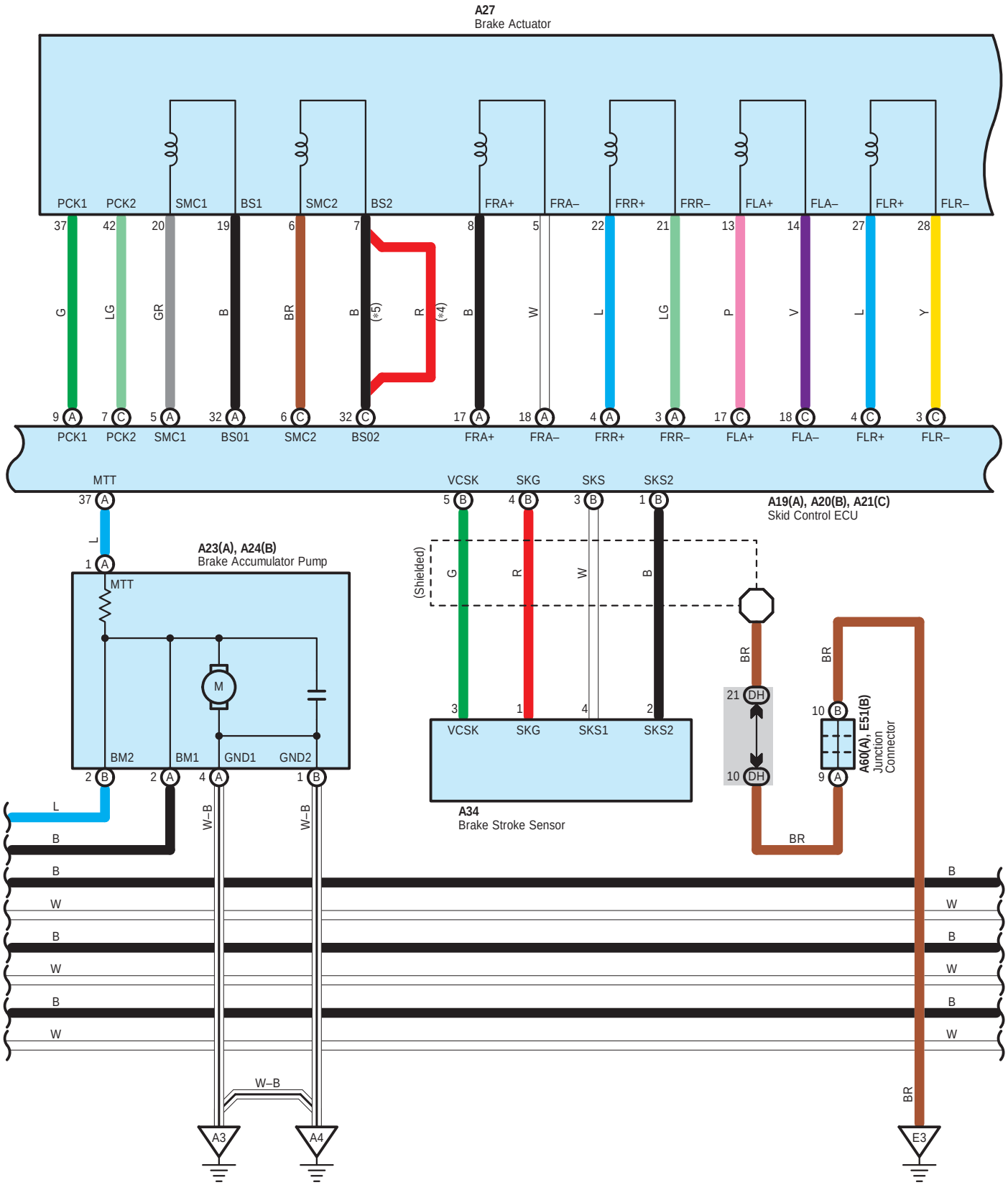

∗ 2 : From Sep. 2008 Production
∗ 3 : Before Sep. 2008 Production
∗ 4 : From Sep. 2009 Production
∗ 5 : Before Sep. 2009 Production

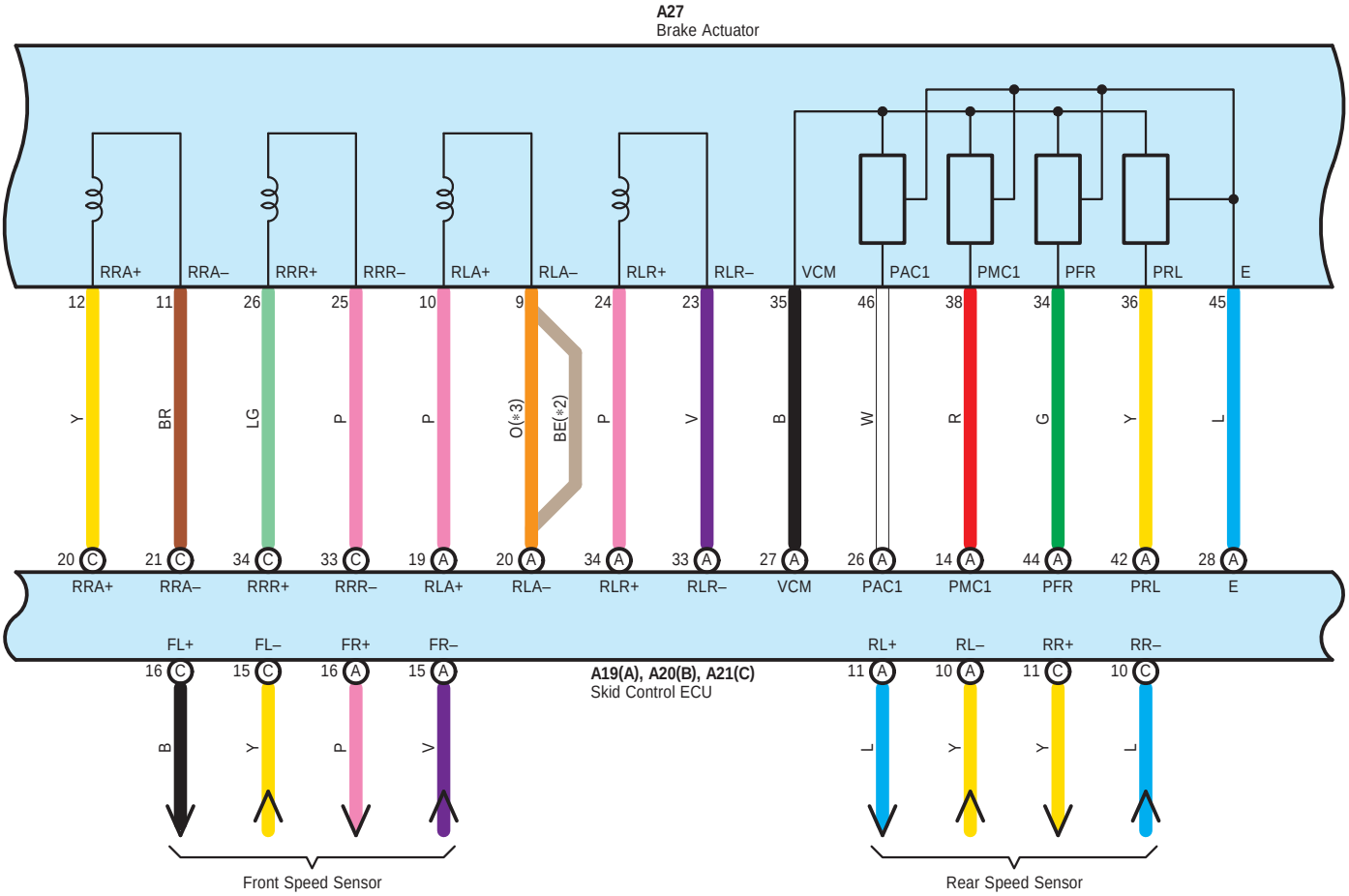



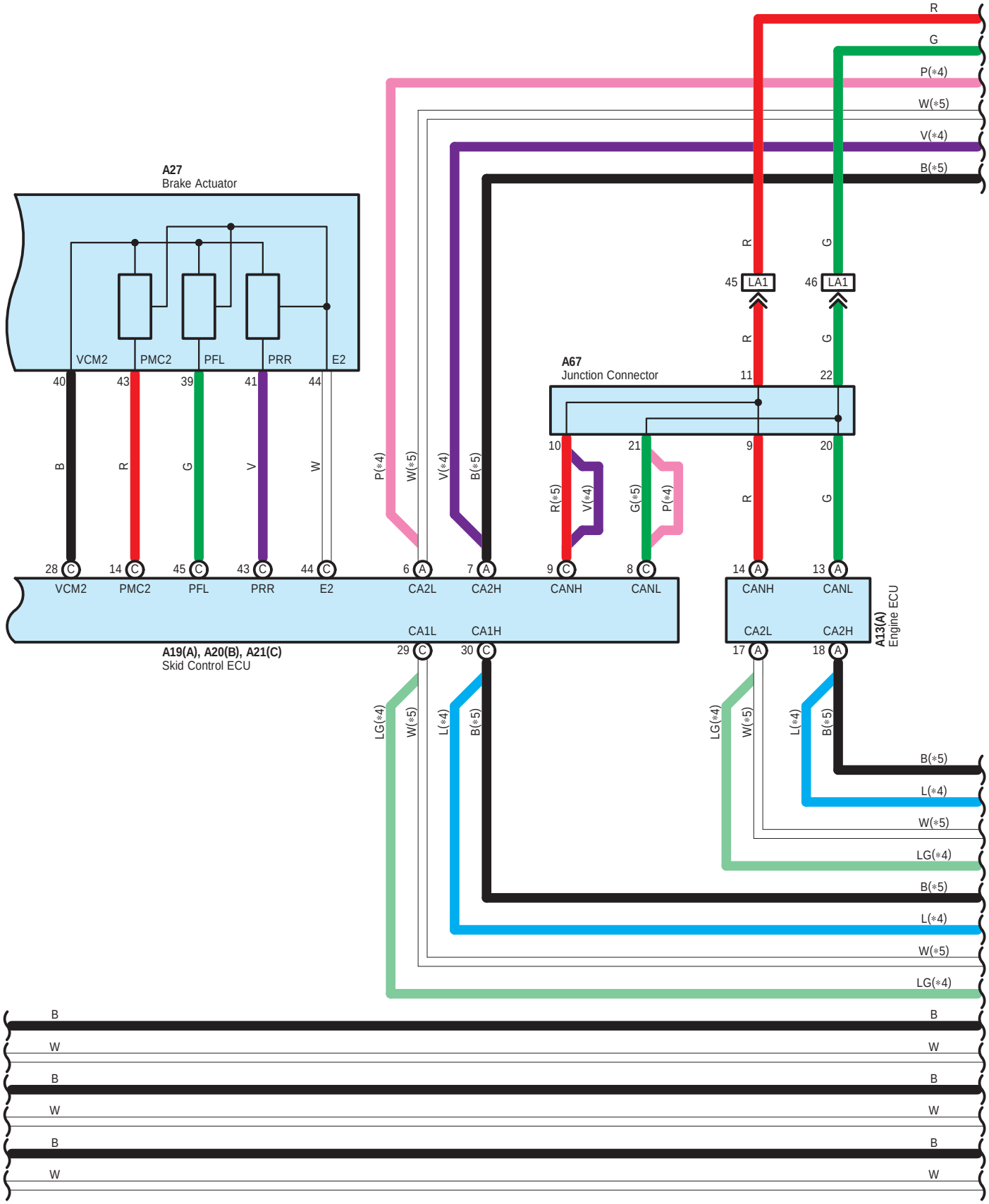
A27
Brake Actuator
VCM2
PMC2
PFL
PRR
E2
40
43
39
41
44
B
R
G
V
W
P(*4)
W(*5)
V(*4)
B(*5)
R
G
P(*4)
W(*5)
V(*4)
B(*5)
45 LA1
46 LA1
A67
Junction Connector
11
22
10
21
9
20
R(*5)
V(*4)
G(*5)
P(*4)
28 C
14 C
45 C
43 C
44 C
6 A
7 A
9 C
8 C
14 A
13 A
VCM2
PMC2
PFL
PRR
E2
CA2L
CA2H
CANH
CANL
CANH
CANL
CA2L
CA2H
A13(A)
Engine ECU
CA1L
CA1H
A19(A), A20(B), A21(C)
Skid Control ECU
29 C
30 C
17 A
18 A
LG(*4)
W(*5)
L(*4)
B(*5)
LG(*4)
W(*5)
L(*4)
B(*5)
B(*5)
L(*4)
W(*5)
LG(*4)
B(*5)
L(*4)
W(*5)
LG(*4)
B
W
B
W
B
W
B
W
B
W
B
W

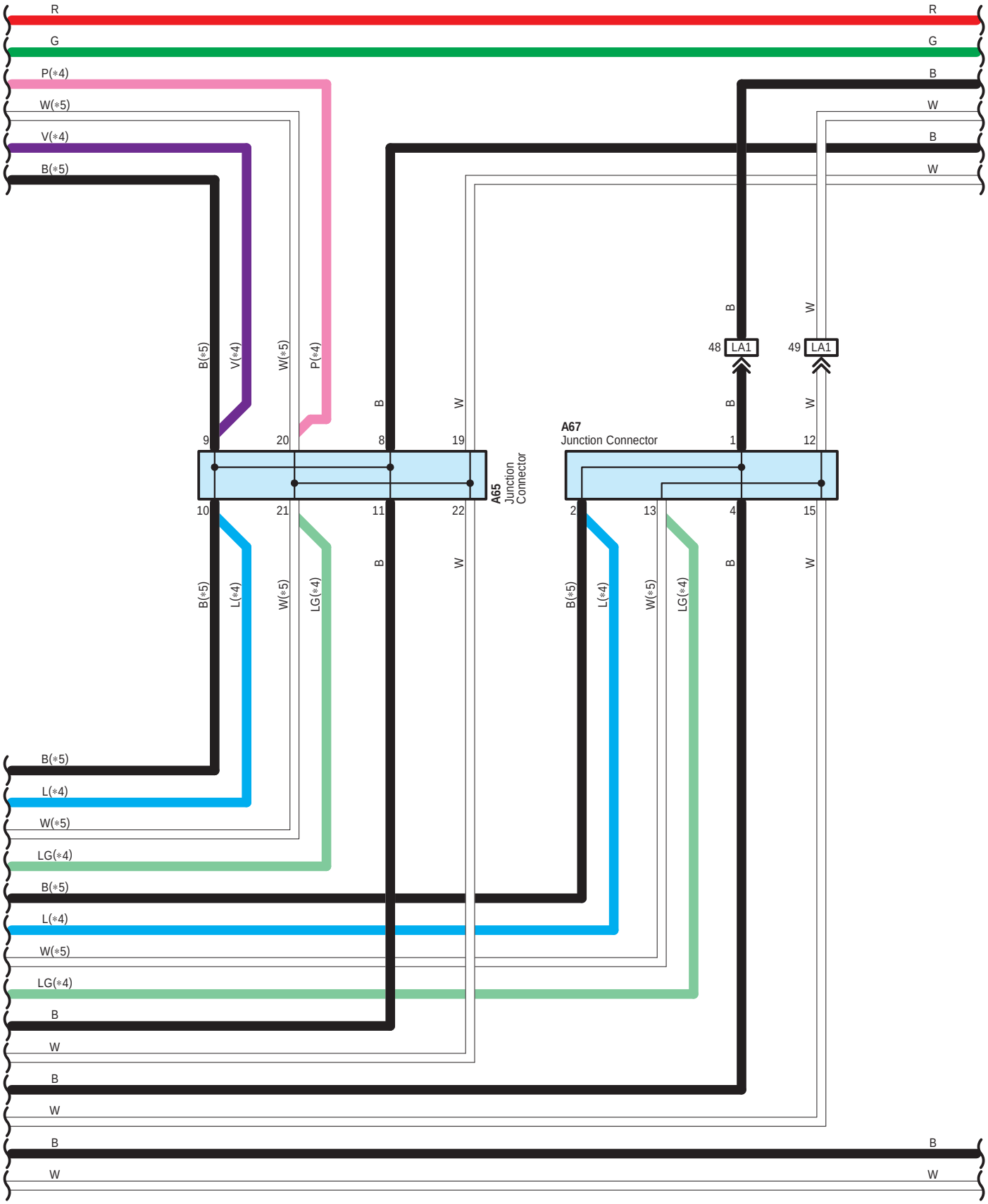

* 2 : From Sep. 2008 Production
* 3 : Before Sep. 2008 Production
* 4 : From Sep. 2009 Production
* 5 : Before Sep. 2009 Production

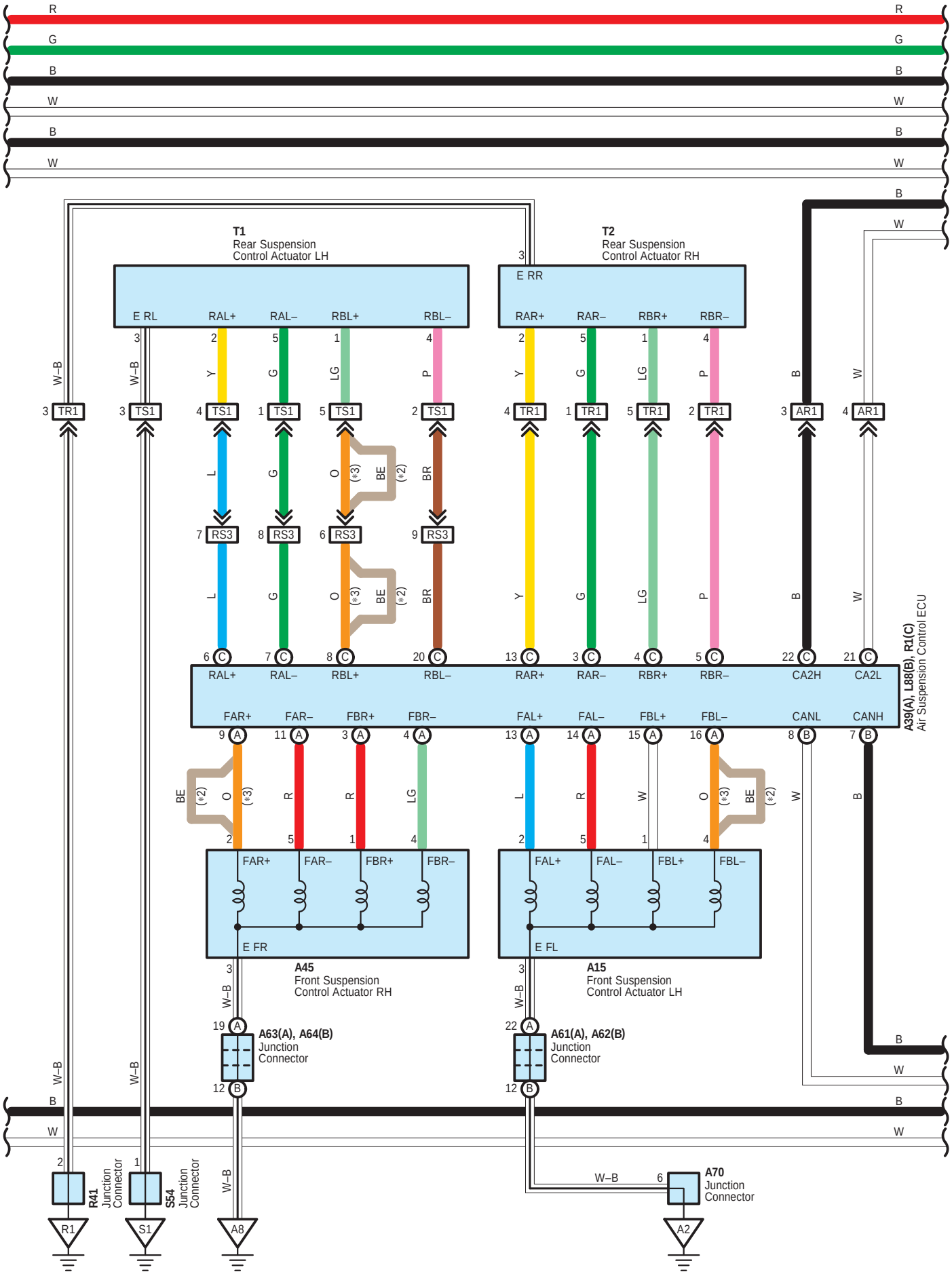
T1
Rear Suspension
Control Actuator LH
T2
Rear Suspension
Control Actuator RH
E RL
RAL+
RAL–
RBL+
RBL–
E RR
RAR+
RAR–
RBR+
RBR–
TR1
TS1
RS3
AR1
A39(A), L88(B), R1(C)
Air Suspension Control ECU
CA2H
CA2L
CANL
CANH
FAR+
FAR–
FBR+
FBR–
FAL+
FAL–
FBL+
FBL–
E FR
E FL
A45
Front Suspension
Control Actuator RH
A15
Front Suspension
Control Actuator LH
A63(A), A64(B)
Junction
Connector
A61(A), A62(B)
Junction
Connector
A70
Junction
Connector
R41
Junction
Connector
S54
Junction
Connector
R1
S1
A8
A2

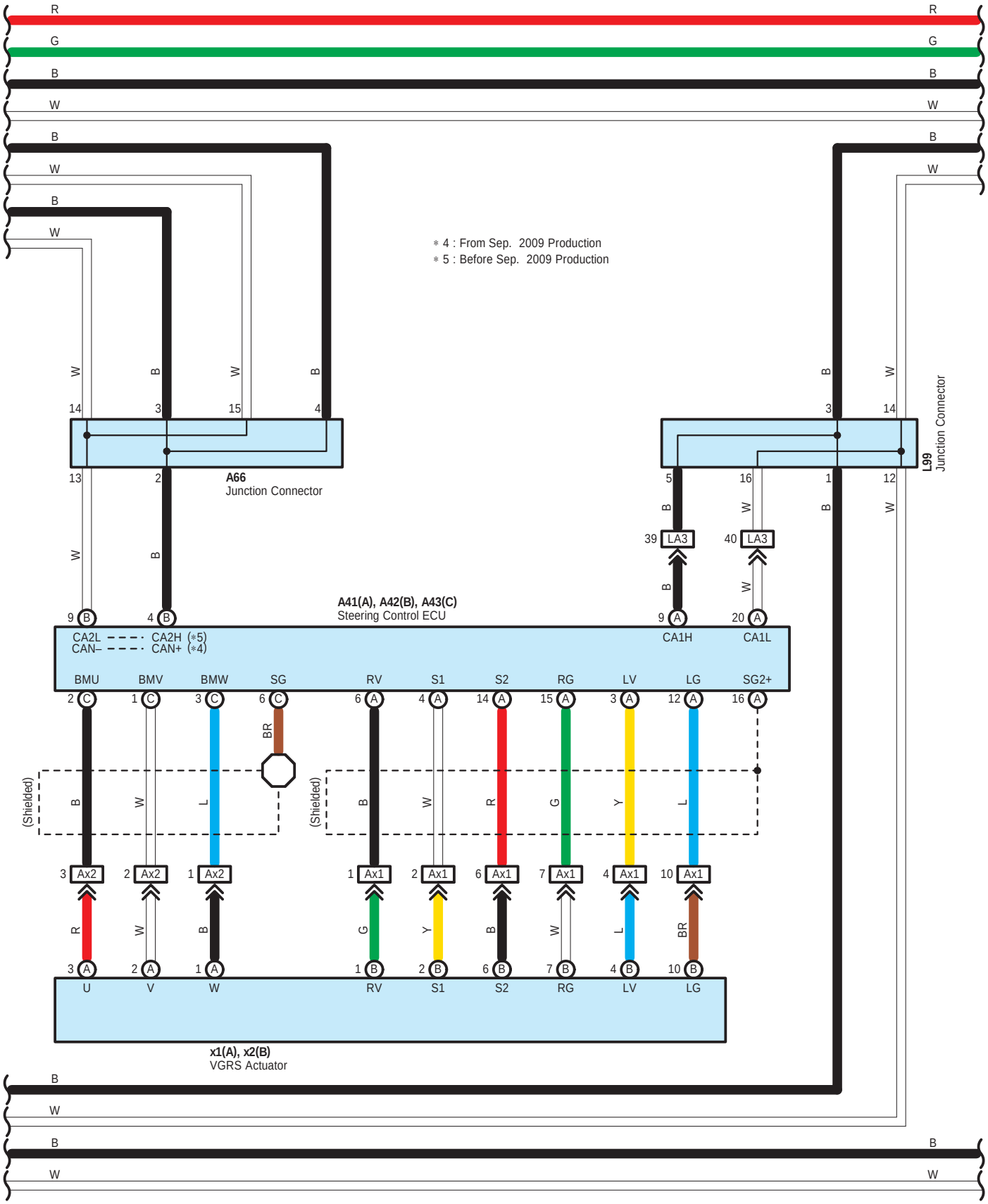
R
G
B
W
∗ 4 : From Sep. 2009 Production
∗ 5 : Before Sep. 2009 Production
A66
Junction Connector
L99
Junction Connector
LA3
A41(A), A42(B), A43(C)
Steering Control ECU
CA2L
CA2H (∗5)
CAN–
CAN+ (∗4)
CA1H
CA1L
BMU
BMV
BMW
SG
RV
S1
S2
RG
LV
LG
SG2+
(Shielded)
Ax2
Ax1
U
V
W
x1(A), x2(B)
VGRS Actuator

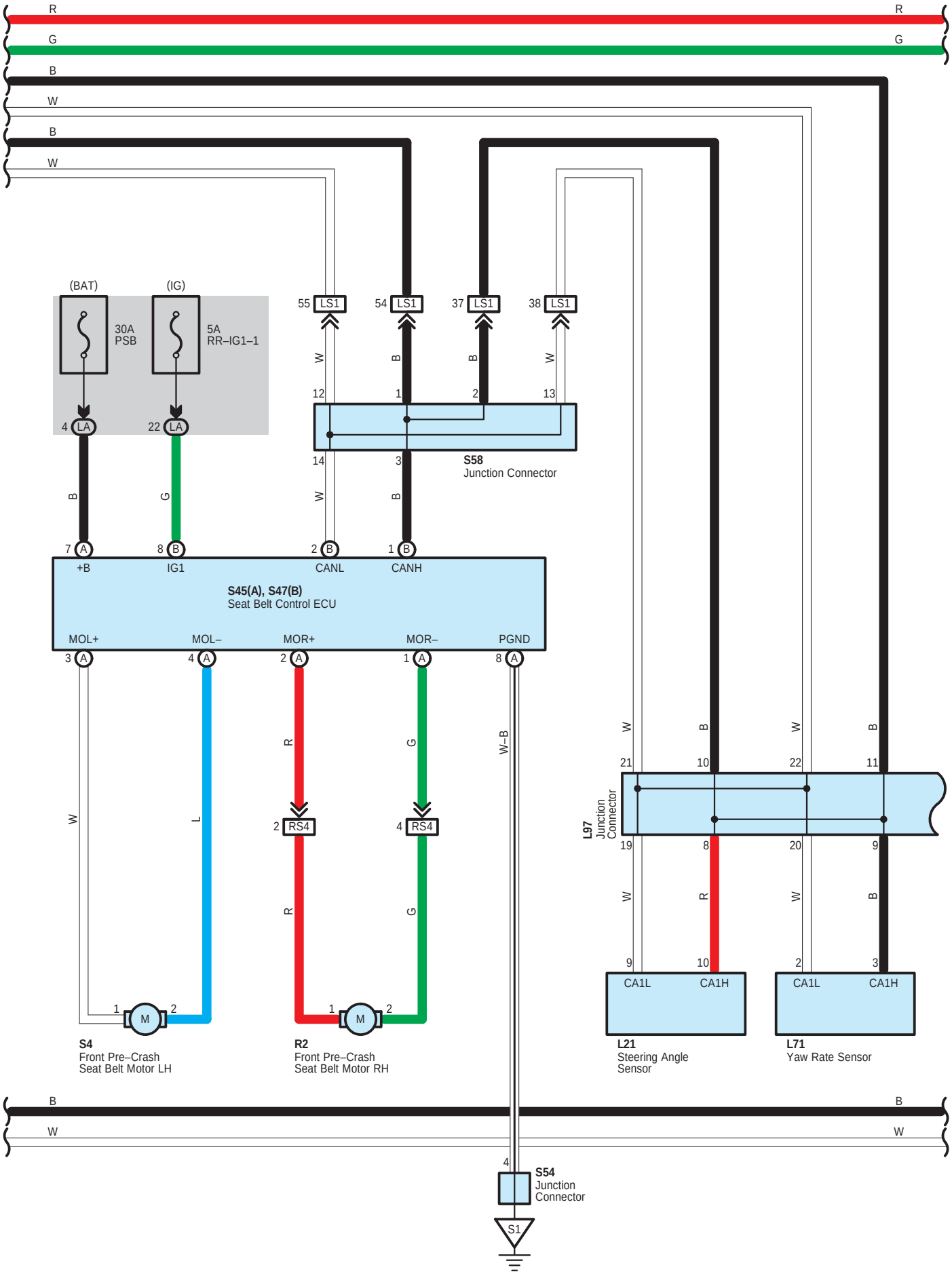
R
G
B
W
(BAT)
(IG)
30A
PSB
5A
RR–IG1–1
4 LA
22 LA
55 LS1
54 LS1
37 LS1
38 LS1
12
1
2
13
14
3
S58
Junction Connector
7 A
8 B
2 B
1 B
+B
IG1
CANL
CANH
S45(A), S47(B)
Seat Belt Control ECU
MOL+
MOL–
MOR+
MOR–
PGND
3 A
4 A
2 A
1 A
8 A
2 RS4
4 RS4
W–B
L97
Junction
Connector
21
10
22
11
19
8
20
9
9
10
2
3
CA1L
CA1H
CA1L
CA1H
M
M
S4
Front Pre–Crash
Seat Belt Motor LH
R2
Front Pre–Crash
Seat Belt Motor RH
L21
Steering Angle
Sensor
L71
Yaw Rate Sensor
4
S54
Junction
Connector
S1

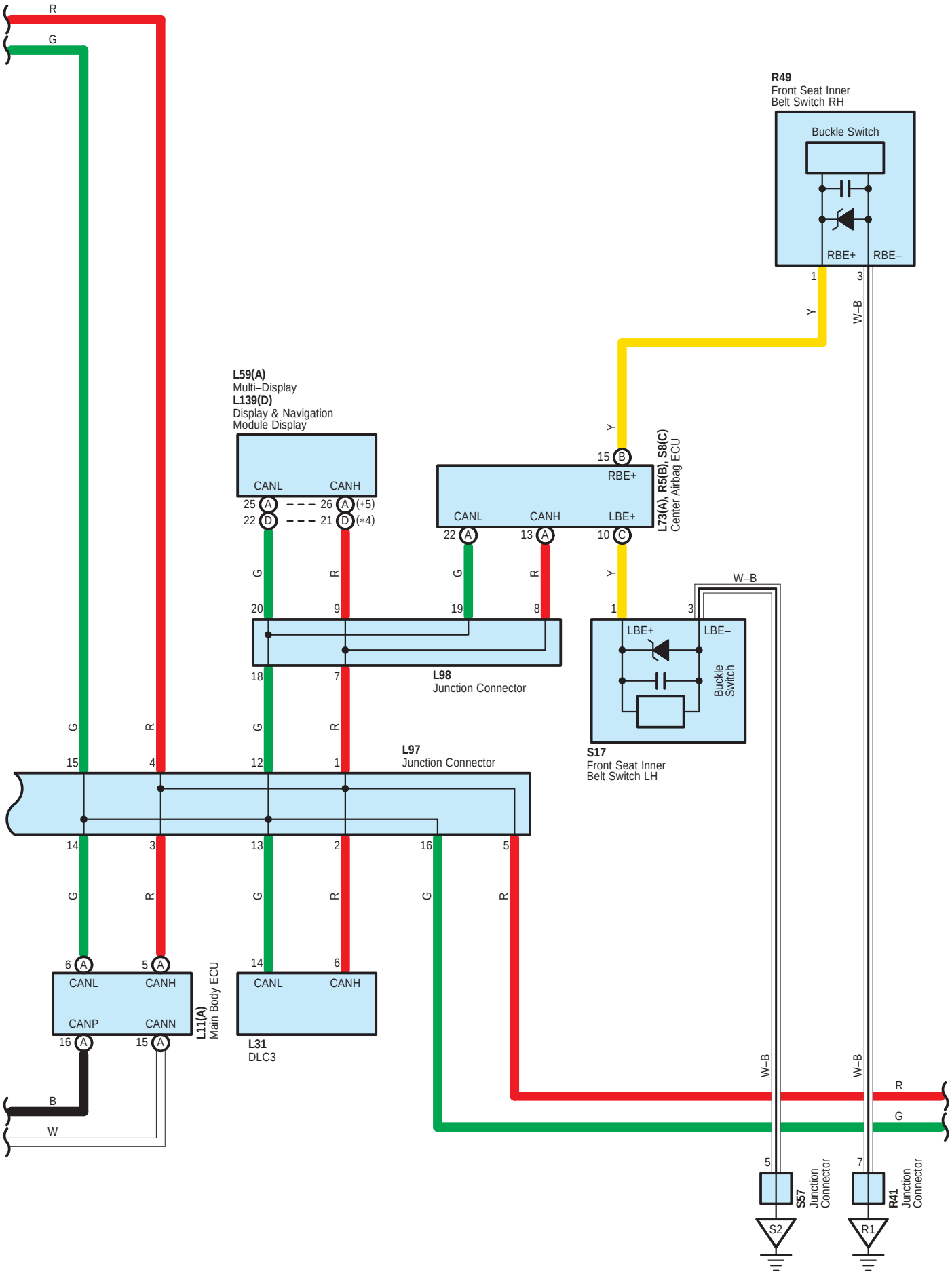
R
G
R49
Front Seat Inner
Belt Switch RH
Buckle Switch
RBE+
RBE–
1
3
Y
W–B
L59(A)
Multi–Display
L139(D)
Display & Navigation
Module Display
CANL
CANH
25 A
26 A (*5)
22 D
21 D (*4)
Y
15 B
RBE+
L73(A), R5(B), S8(C)
Center Airbag ECU
CANL
CANH
LBE+
22 A
13 A
10 C
G
R
G
R
Y
W–B
20
9
19
8
1
3
LBE+
LBE–
Buckle
Switch
18
7
L98
Junction Connector
S17
Front Seat Inner
Belt Switch LH
G
R
G
R
L97
Junction Connector
15
4
12
1
14
3
13
2
16
5
G
R
G
R
G
R
6 A
5 A
CANL
CANH
CANP
CANN
16 A
15 A
L11(A)
Main Body ECU
14
6
CANL
CANH
L31
DLC3
B
W
W–B
W–B
R
G
5
7
S57
Junction
Connector
R41
Junction
Connector
S2
R1

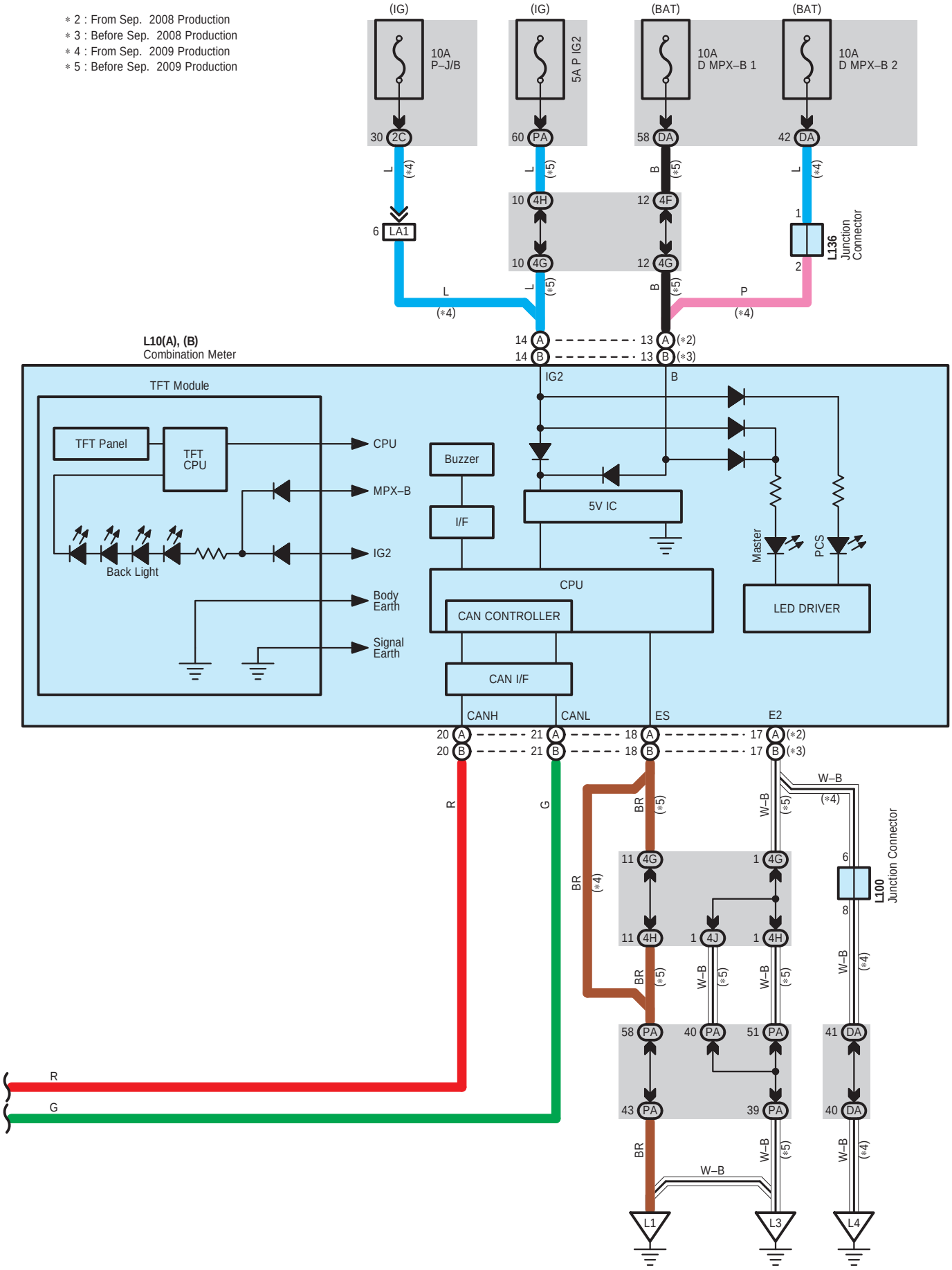
∗ 2 : From Sep. 2008 Production
∗ 3 : Before Sep. 2008 Production
∗ 4 : From Sep. 2009 Production
∗ 5 : Before Sep. 2009 Production
(IG)
10A
P–J/B
(IG)
5A P IG2
(BAT)
10A
D MPX–B 1
(BAT)
10A
D MPX–B 2
30 2C
60 PA
58 DA
42 DA
L (∗4)
L (∗5)
B (∗5)
L (∗4)
10 4H
12 4F
6 LA1
10 4G
12 4G
1
2
L136
Junction Connector
L (∗4)
L (∗5)
B (∗5)
P (∗4)
L10(A), (B)
Combination Meter
14 A
14 B
13 A (∗2)
13 B (∗3)
IG2
B
TFT Module
TFT Panel
TFT CPU
CPU
MPX–B
IG2
Back Light
Body Earth
Signal Earth
Buzzer
I/F
5V IC
CPU
CAN CONTROLLER
CAN I/F
Master
PCS
LED DRIVER
CANH
CANL
ES
E2
20 A
20 B
21 A
21 B
18 A
18 B
17 A (∗2)
17 B (∗3)
R
G
BR (∗5)
W–B (∗5)
W–B (∗4)
BR (∗4)
11 4G
1 4G
6
8
L100
Junction Connector
11 4H
1 4J
1 4H
BR (∗5)
W–B (∗5)
W–B (∗5)
W–B (∗4)
58 PA
40 PA
51 PA
41 DA
43 PA
39 PA
40 DA
R
G
BR
W–B (∗5)
W–B (∗4)
W–B
L1
L3
L4

A 13
White

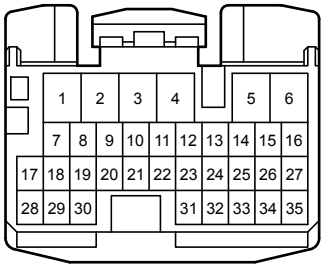

A 15
Black

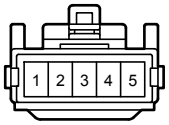

A 19
Black

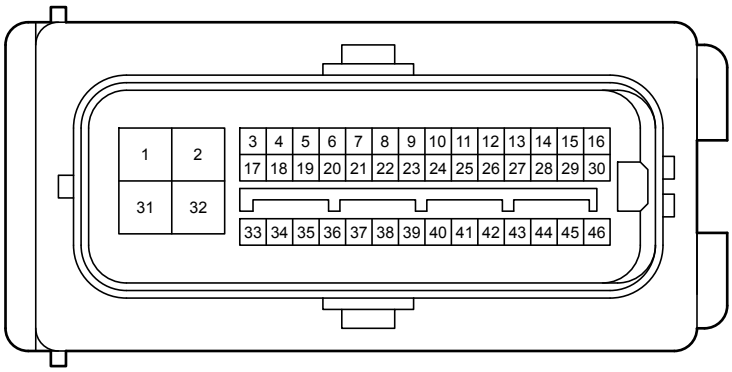

A 20
Black

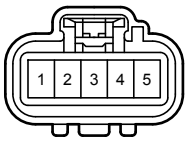

A 21
Gray

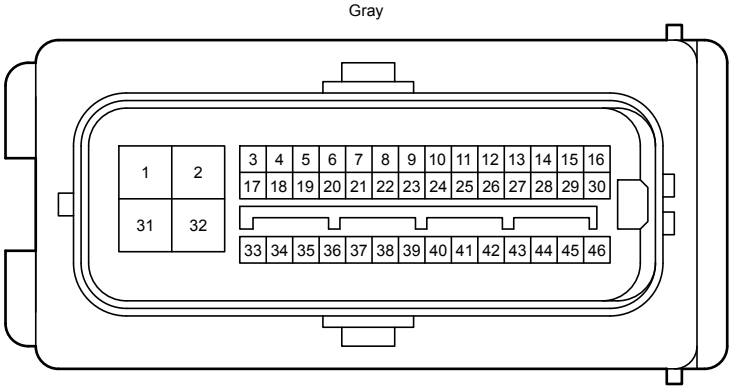

A 23
Black

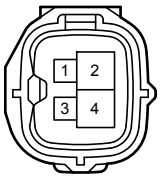

A 24
Black

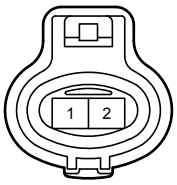

A 27
Black

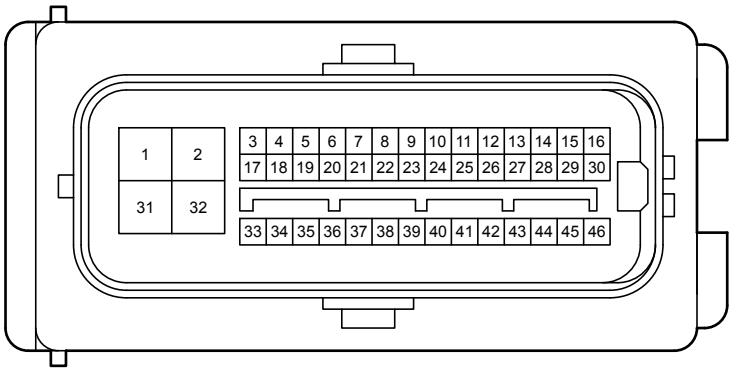

A 33
White

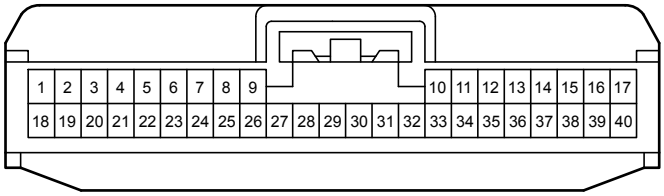

A 34
Black

A 35
Green

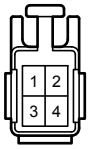

A 39
Black

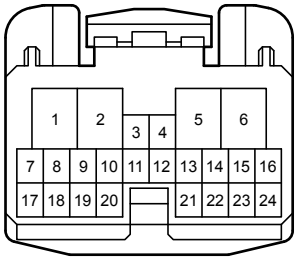

A 41
White

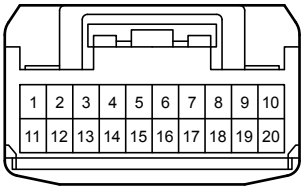

A 42
White

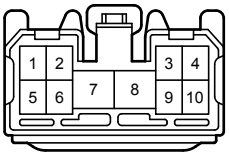

A 43
White

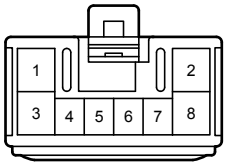

A 45
Black

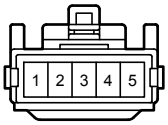

A 60
Blue



A 61
Black

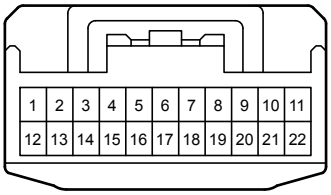

A 62
Blue

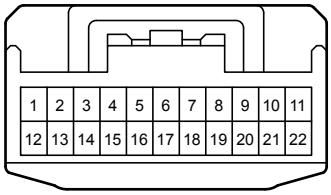

A 63
Black

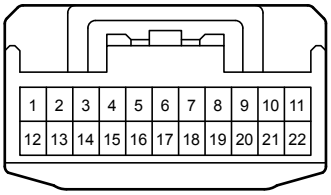

A 64
Black

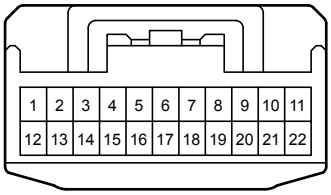

A 65
Gray

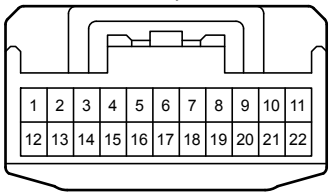

A 66
Black

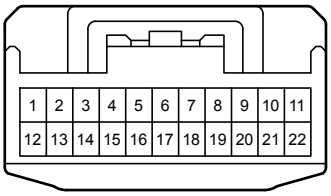

A 67
Black

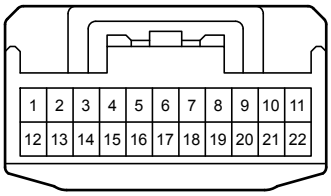

A 70
Gray



B 1
Black



B 9
Black



B 11
Black



E 51
Blue



L 2
Blue



L 10
White

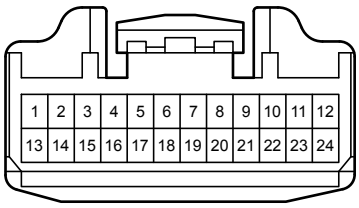

(Before Sep. 2008 Production)

L 10
Black

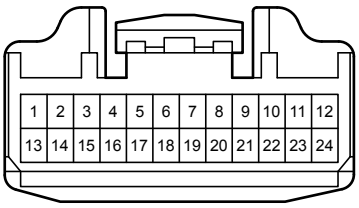

(From Sep. 2008 Production)

L 11
White

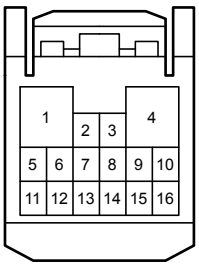

L 18
White

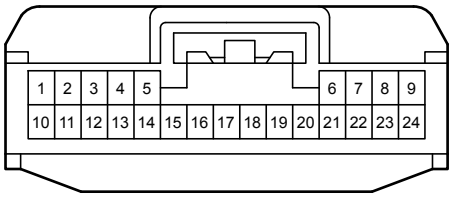

L 20
White

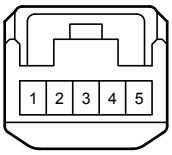

L 21
White

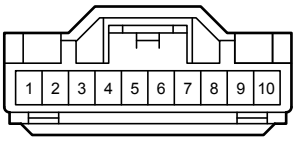

L 27
Gray



L 31
White

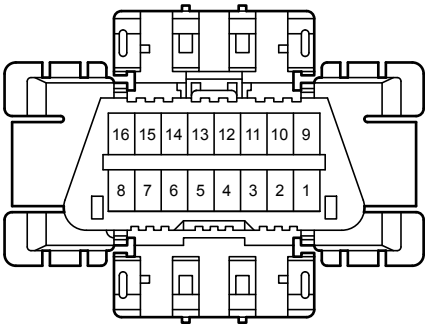

L 59
White

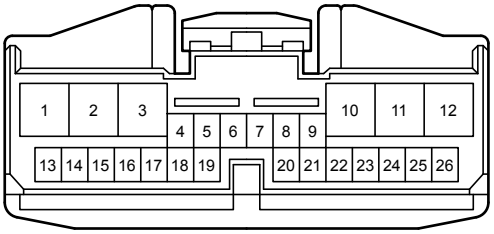

L 71
Black



L 73
Yellow

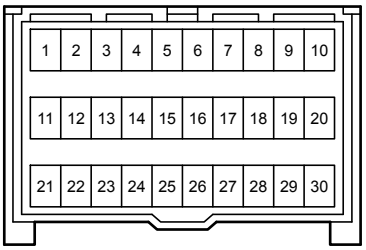

L 88
Black

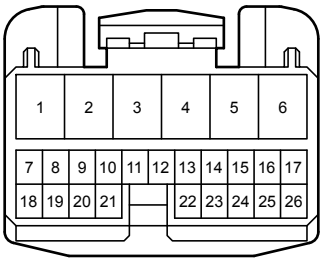

L 95
Gray

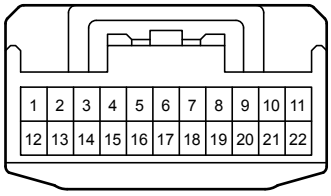

L 96
Black

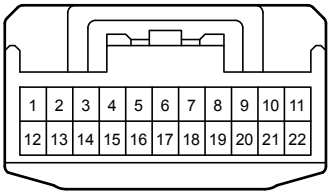

L 97
Black

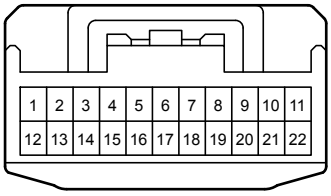

L 98
Gray

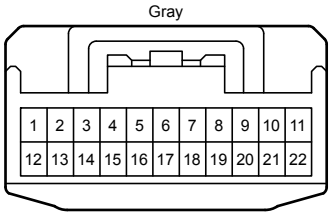

L 99
Black

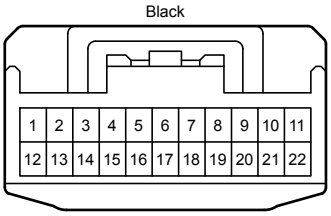

L100
Blue

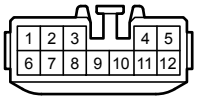

L136
Black

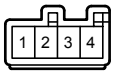

L139
White

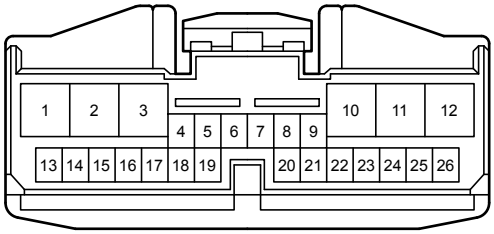

R 1
Black

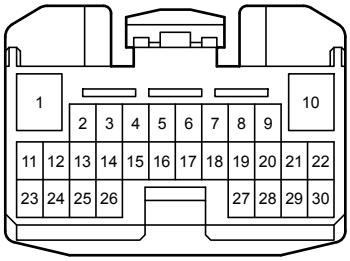

R 2
White

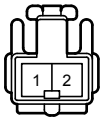

R 5
Yellow

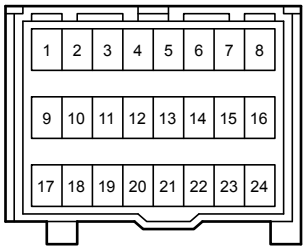

R 25
White

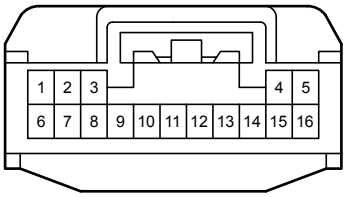

R 41
White

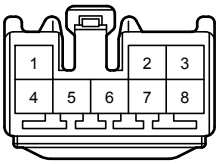

R 42
Black

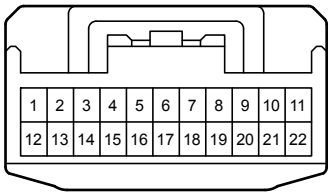

R 43
White

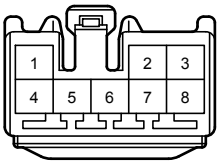

R 44
Black

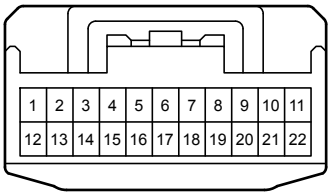

R 45
White

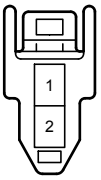

R 46
White

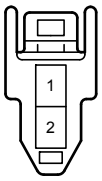

R 49
Gray

R 58
Blue

S 4
White



S 8
Yellow

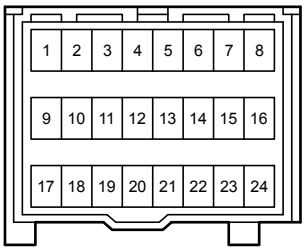

S 17
Gray

S 45
White

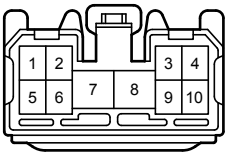

S 47
White



S 54
White

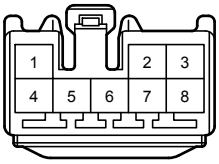

S 57
White

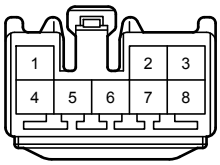

S 58
Black

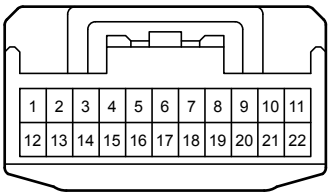

S 60
Black

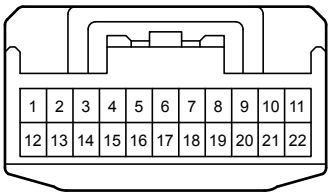

T 1
Black

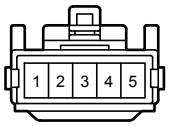

T 2
Black

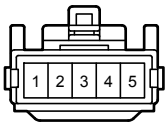

X 3
White

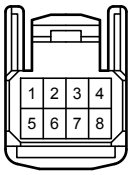

X 4
White

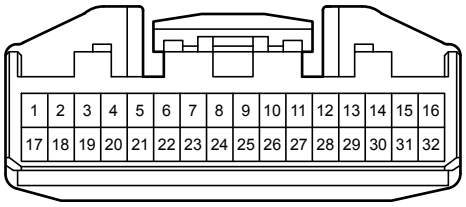

X 6
White

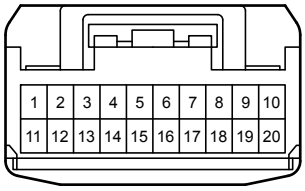

X 15
White

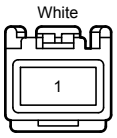

X 21
Black

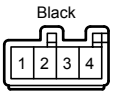

X 22
White

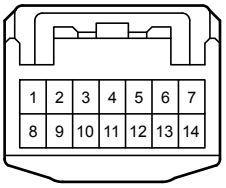

g 1
White

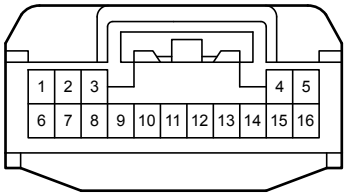

x 1
Gray

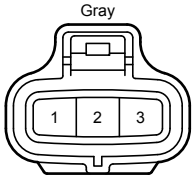

x 2
White

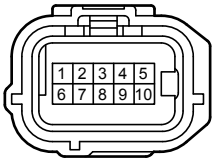

2B
Black

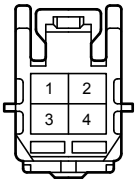

2C
White

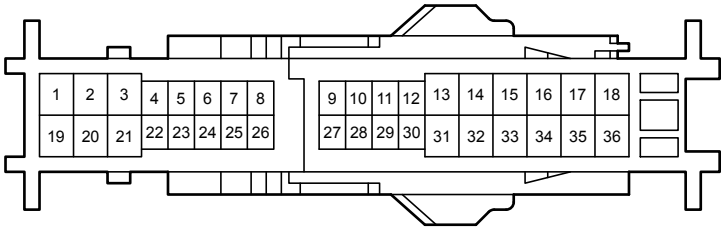

2G
Black

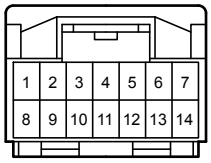

3C
White

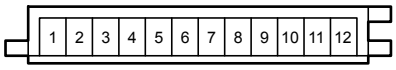

3F
Gray

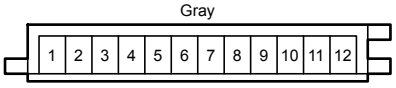

3H
Gray

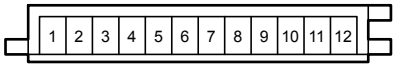

4F
Gray

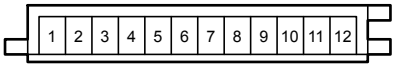

4G
White

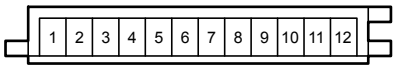

4H
Gray

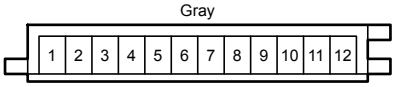

4J
Gray

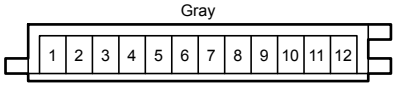

5F
Gray

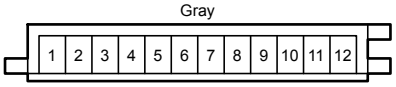

5M
White

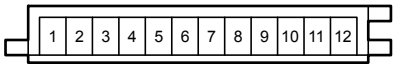

DA
White

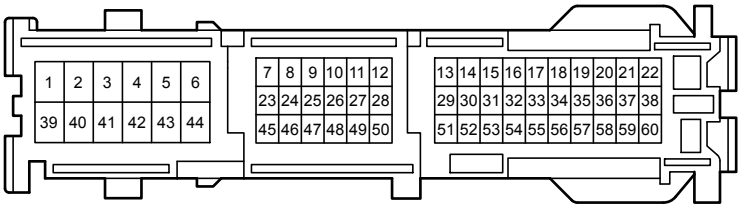

DH
Gray

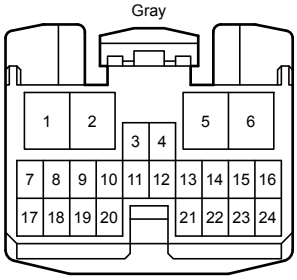

LA
White

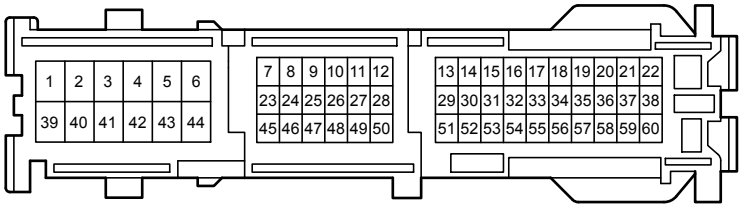

PA
White

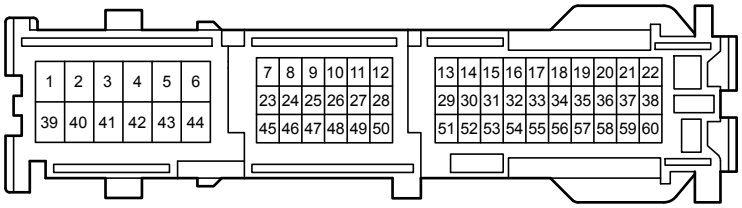

PJ
Gray

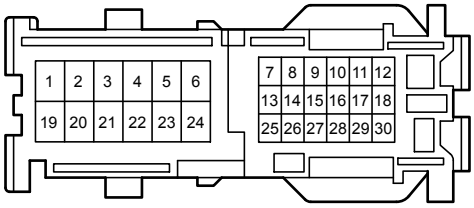

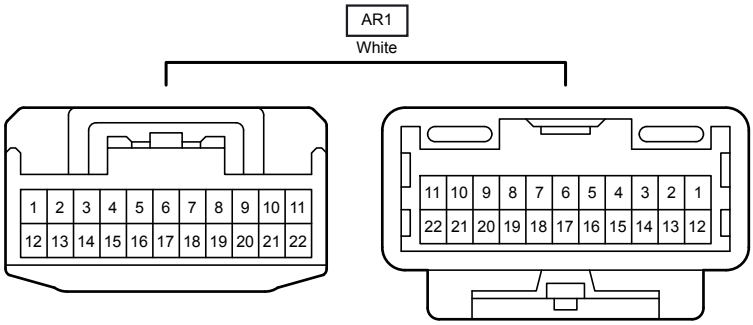
AR1
White
1 2 3 4 5 6 7 8 9 10 11
12 13 14 15 16 17 18 19 20 21 22
11 10 9 8 7 6 5 4 3 2 1
22 21 20 19 18 17 16 15 14 13 12

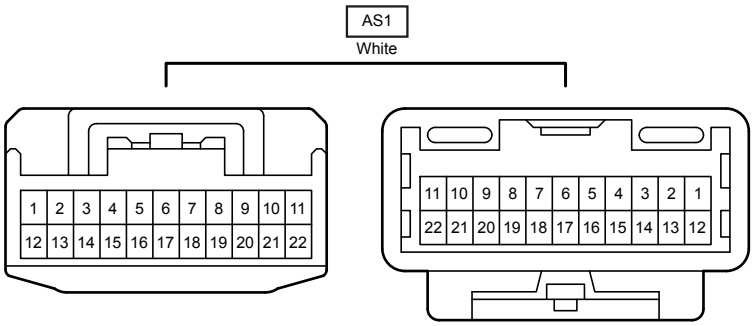
AS1
White
1 2 3 4 5 6 7 8 9 10 11
12 13 14 15 16 17 18 19 20 21 22
11 10 9 8 7 6 5 4 3 2 1
22 21 20 19 18 17 16 15 14 13 12

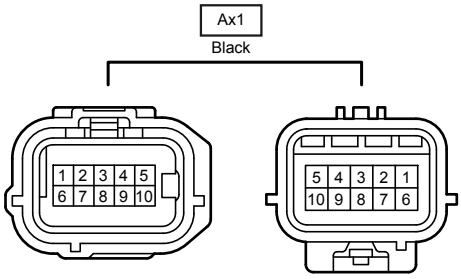
Ax1
Black
1 2 3 4 5
6 7 8 9 10
5 4 3 2 1
10 9 8 7 6

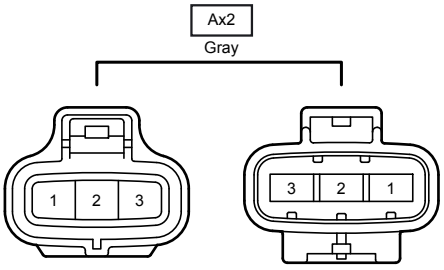
Ax2
Gray
1 2 3
3 2 1

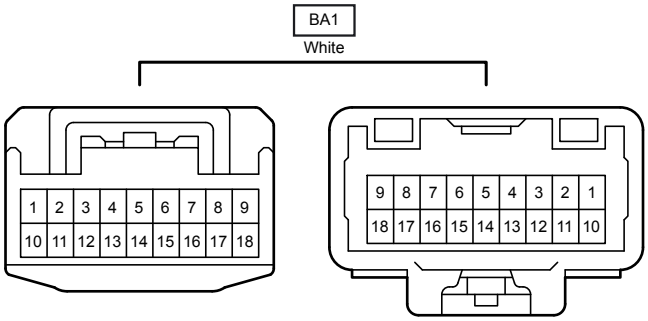
BA1
White
1 2 3 4 5 6 7 8 9
10 11 12 13 14 15 16 17 18
9 8 7 6 5 4 3 2 1
18 17 16 15 14 13 12 11 10

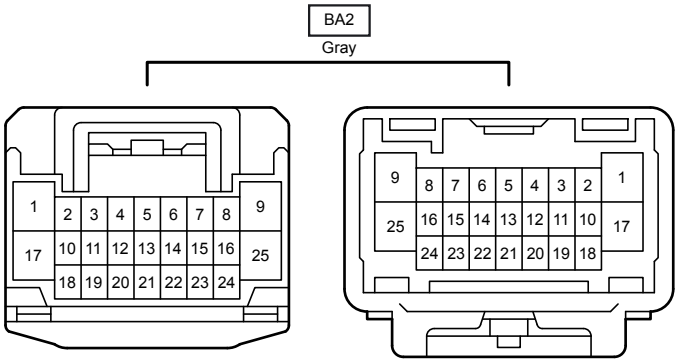
BA2
Gray
1 2 3 4 5 6 7 8 9
17 10 11 12 13 14 15 16 25
18 19 20 21 22 23 24
9 8 7 6 5 4 3 2 1
25 16 15 14 13 12 11 10 17
24 23 22 21 20 19 18

LA1
White

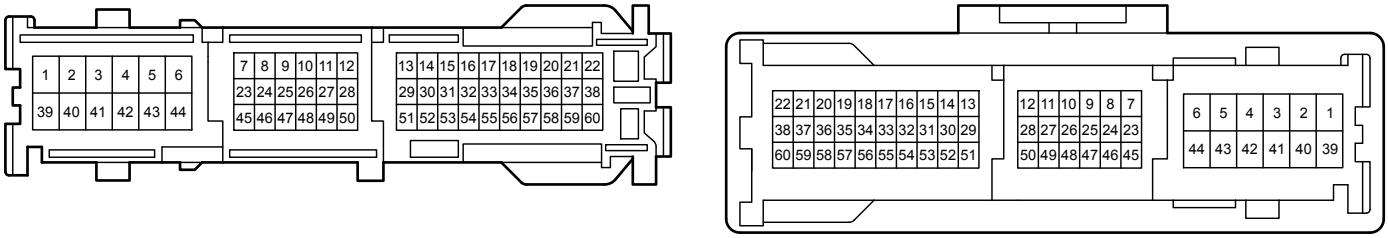

LA3
White

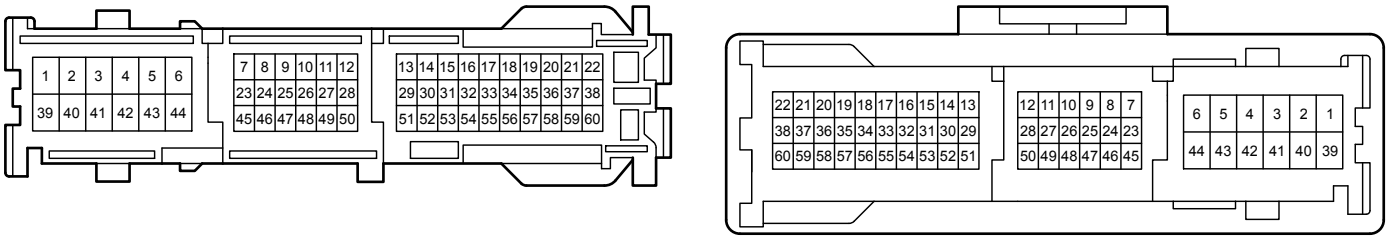

LR1
White

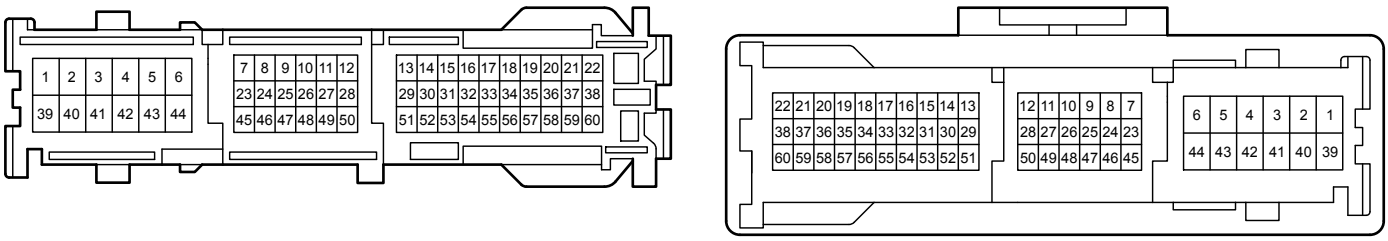

LS1
White

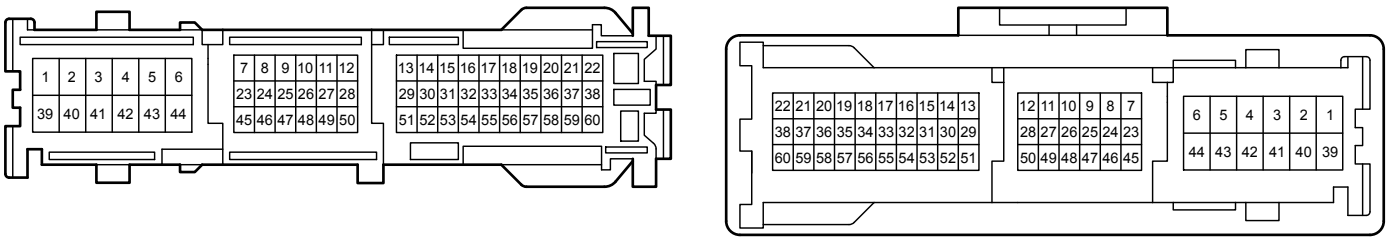

LX1
White

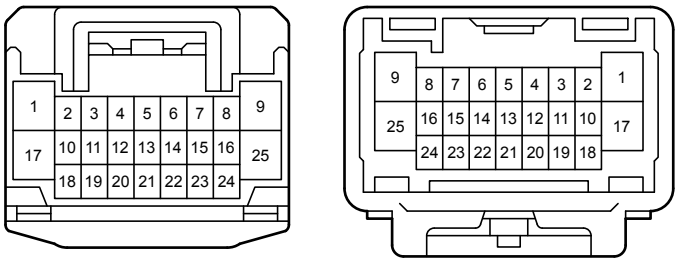

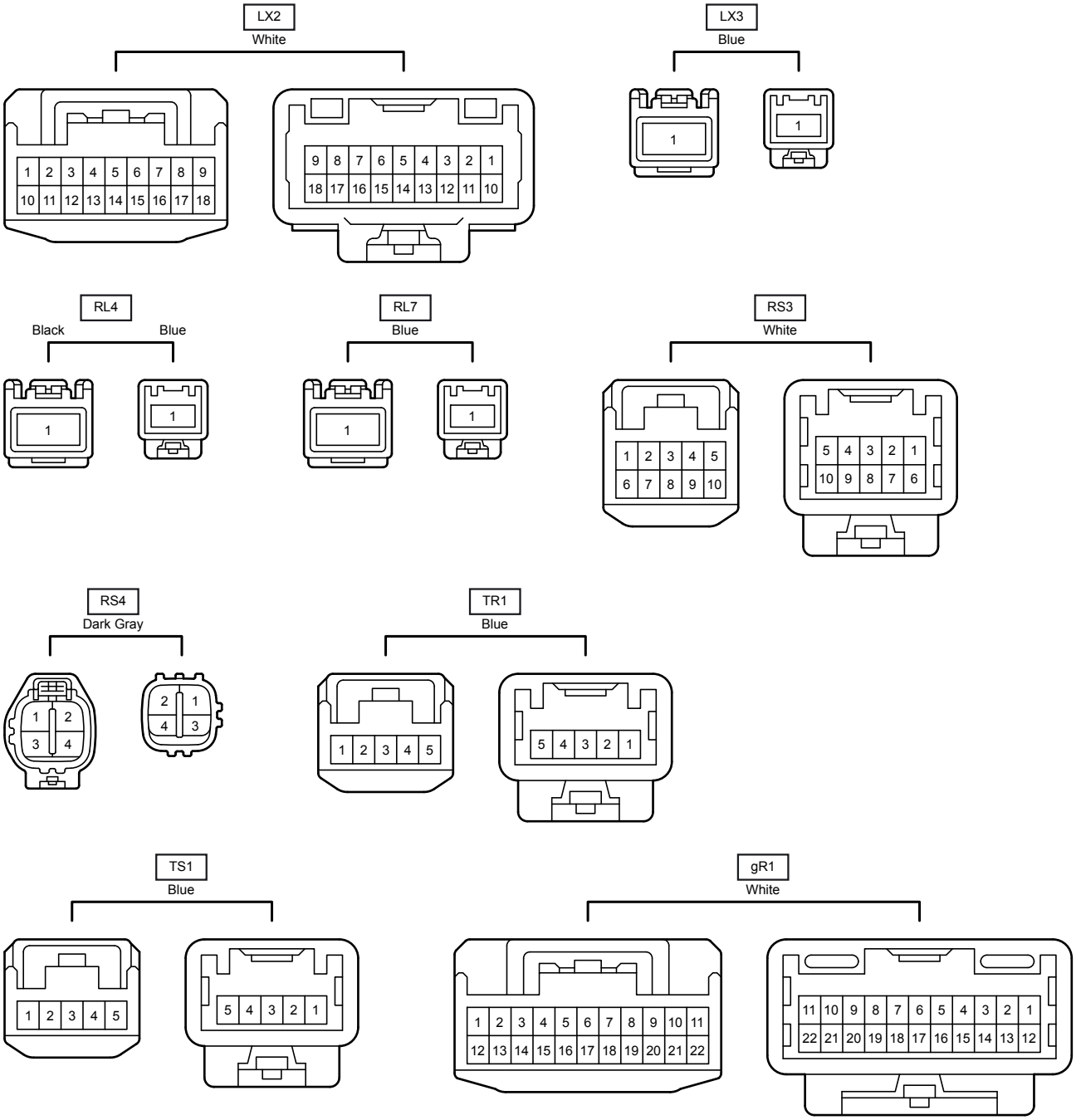
LX2
White
1 2 3 4 5 6 7 8 9
10 11 12 13 14 15 16 17 18
9 8 7 6 5 4 3 2 1
18 17 16 15 14 13 12 11 10
LX3
Blue
1
1
RL4
Black
Blue
1
1
RL7
Blue
1
1
RS3
White
1 2 3 4 5
6 7 8 9 10
5 4 3 2 1
10 9 8 7 6
RS4
Dark Gray
1 2
3 4
2 1
4 3
TR1
Blue
1 2 3 4 5
5 4 3 2 1
TS1
Blue
1 2 3 4 5
5 4 3 2 1
gR1
White
1 2 3 4 5 6 7 8 9 10 11
12 13 14 15 16 17 18 19 20 21 22
11 10 9 8 7 6 5 4 3 2 1
22 21 20 19 18 17 16 15 14 13 12