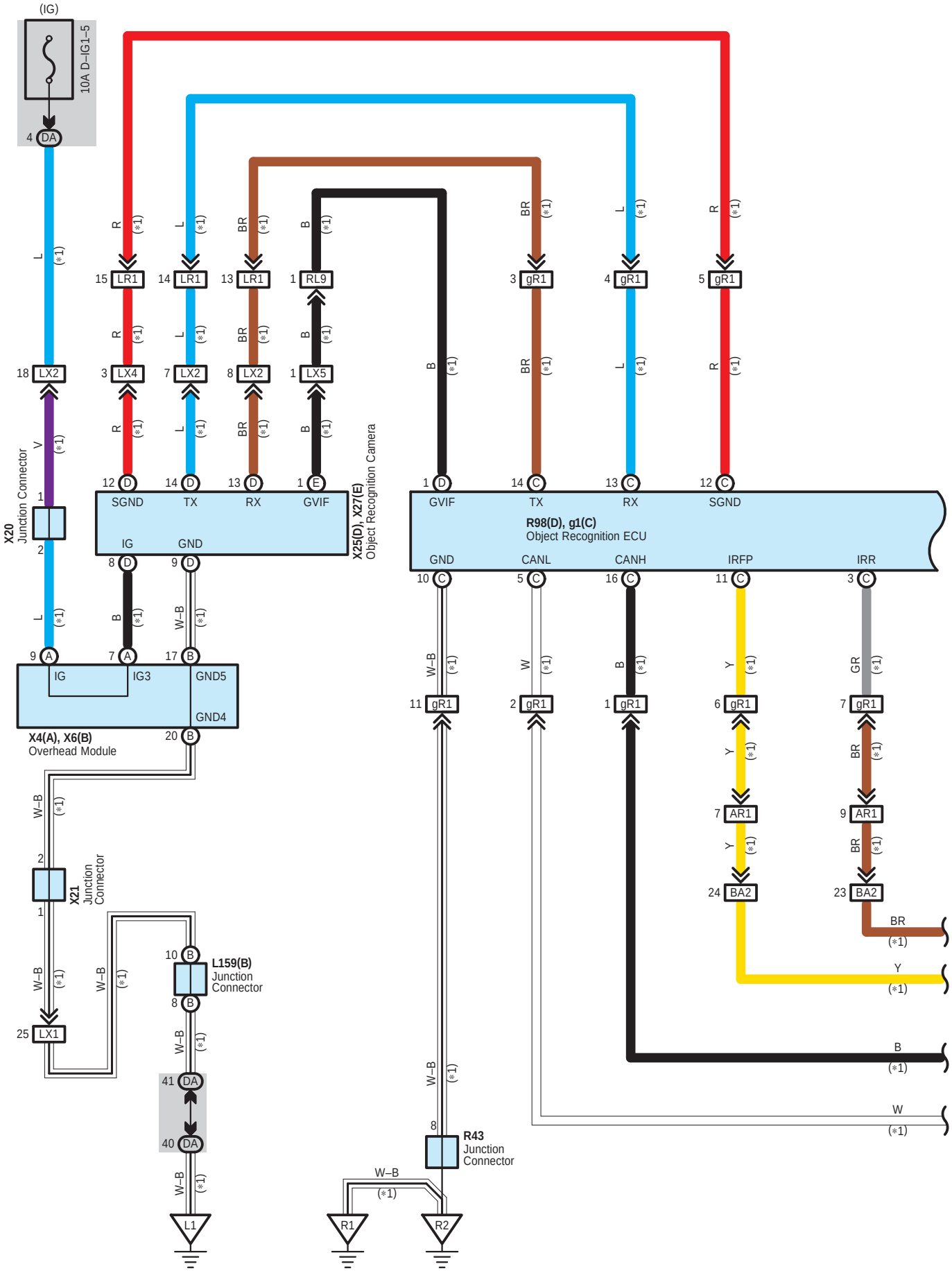
(IG)
10A D–IG1–5
4 DA
L (*1)
18 LX2
V (*1)
X20
Junction Connector
1
2
L (*1)
9 A
IG
7 A
IG3
17 B
GND5
GND4
X4(A), X6(B)
Overhead Module
20 B
B (*1)
W–B (*1)
8 D
9 D
IG
GND
12 D
SGND
14 D
TX
13 D
RX
1 E
GVIF
X25(D), X27(E)
Object Recognition Camera
R (*1)
L (*1)
BR (*1)
B (*1)
15 LR1
14 LR1
13 LR1
1 RL9
3 LX4
7 LX2
8 LX2
1 LX5
1 D
GVIF
14 C
TX
13 C
RX
12 C
SGND
R98(D), g1(C)
Object Recognition ECU
GND
CANL
CANH
IRFP
IRR
10 C
5 C
16 C
11 C
3 C
W–B (*1)
W (*1)
B (*1)
Y (*1)
GR (*1)
11 gR1
2 gR1
1 gR1
6 gR1
7 gR1
3 gR1
4 gR1
5 gR1
7 AR1
9 AR1
24 BA2
23 BA2
BR (*1)
Y (*1)
B (*1)
W (*1)
2
X21
Junction
Connector
1
W–B (*1)
25 LX1
10 B
L159(B)
Junction
Connector
8 B
41 DA
40 DA
L1
8
R43
Junction
Connector
R1
R2

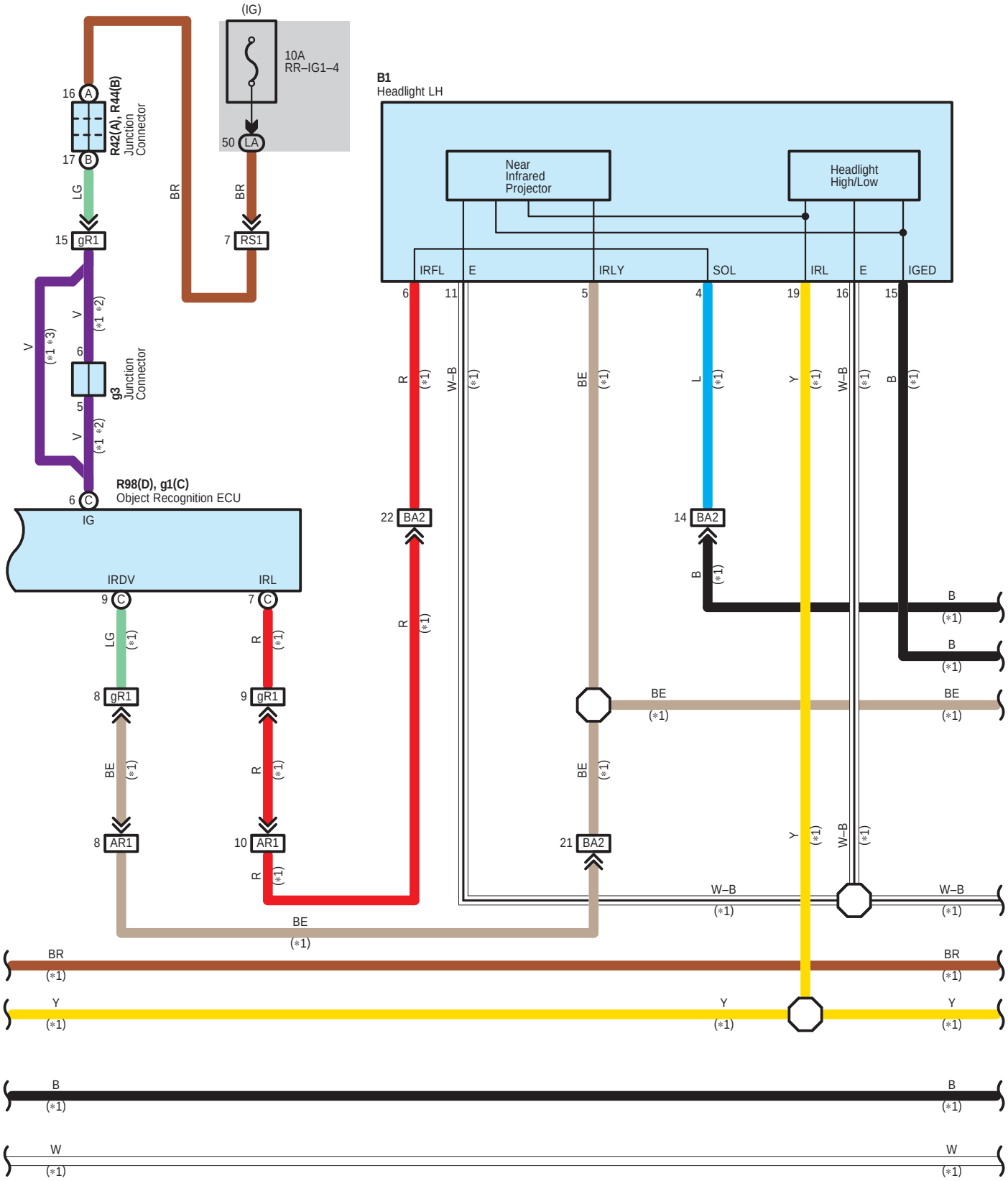


＊1 : w/ Object Recognition Camera
＊2 : w/ LEXUS Night View System
＊3 : w/o LEXUS Night View System

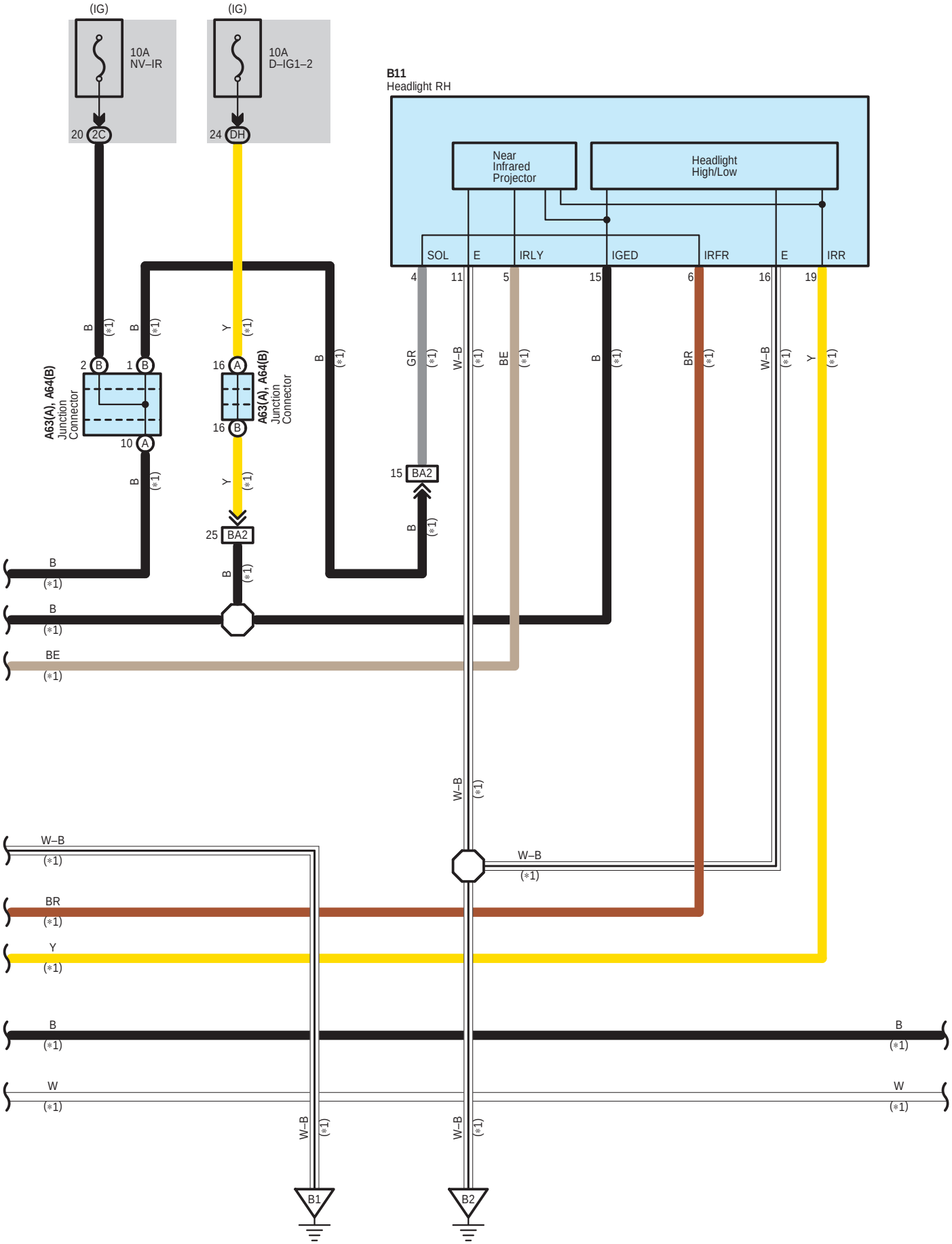
(IG)
10A
NV–IR
20 2C
(IG)
10A
D–IG1–2
24 DH
B11
Headlight RH
Near
Infrared
Projector
Headlight
High/Low
SOL
E
IRLY
IGED
IRFR
E
IRR
4
11
5
15
6
16
19
A63(A), A64(B)
Junction
Connector
2 B
1 B
10 A
16 A
16 B
15 BA2
25 BA2
B
(*1)
GR
W–B
BE
BR
Y
W
B1
B2

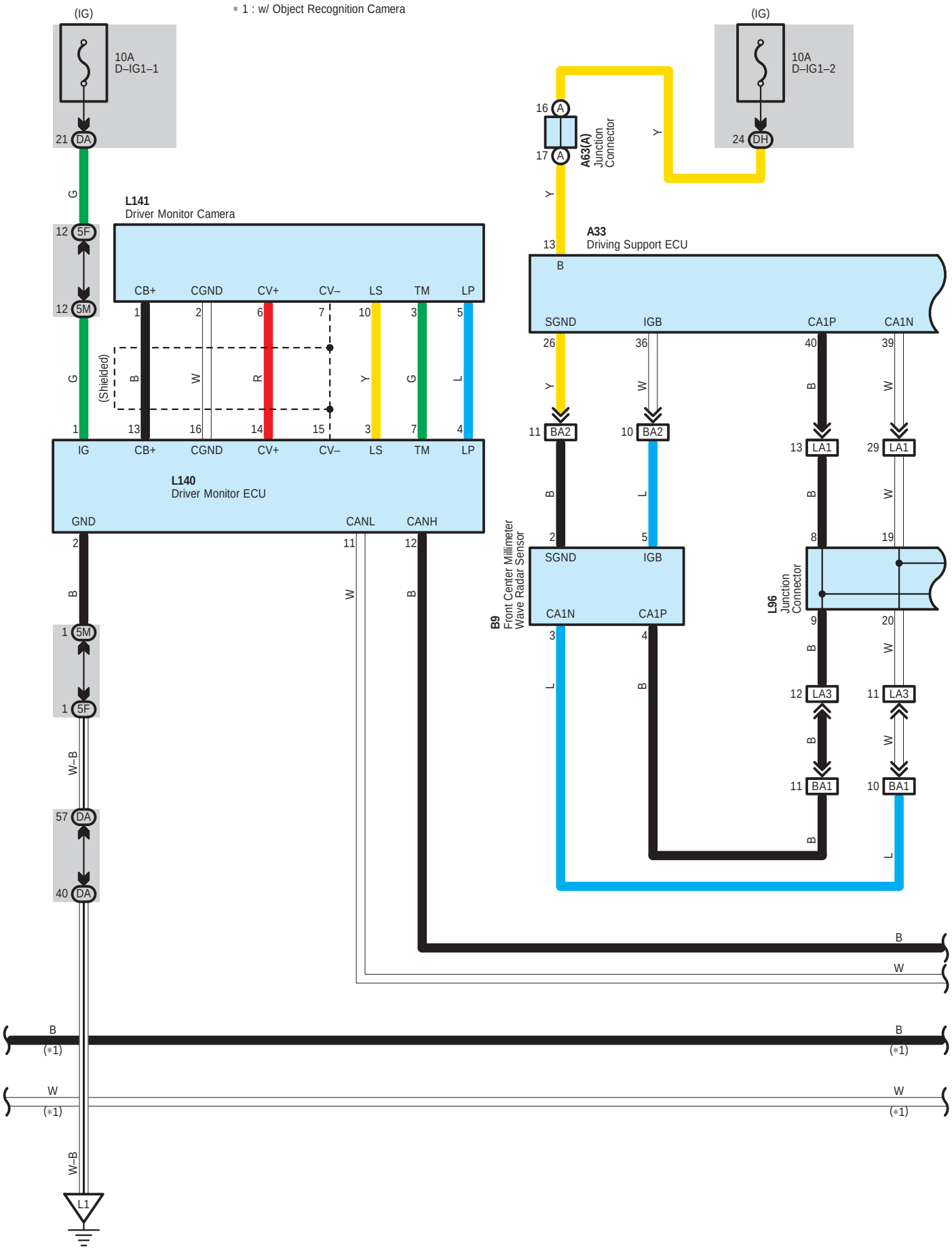
∗ 1 : w/ Object Recognition Camera
(IG)
10A
D–IG1–1
21 DA
G
12 5F
12 5M
L141
Driver Monitor Camera
CB+
CGND
CV+
CV–
LS
TM
LP
(Shielded)
1
2
6
7
10
3
5
13
16
14
15
3
7
4
IG
L140
Driver Monitor ECU
GND
CANL
CANH
2
11
12
1 5M
1 5F
W–B
57 DA
40 DA
L1
(IG)
10A
D–IG1–2
24 DH
16 A
17 A
A63(A)
Junction
Connector
Y
13
A33
Driving Support ECU
B
SGND
IGB
CA1P
CA1N
26
36
40
39
11 BA2
10 BA2
13 LA1
29 LA1
B9
Front Center Millimeter
Wave Radar Sensor
2
5
8
19
L96
Junction
Connector
3
4
9
20
12 LA3
11 LA3
11 BA1
10 BA1
B
W
(∗1)

∗ 1 : w/ Object Recognition Camera

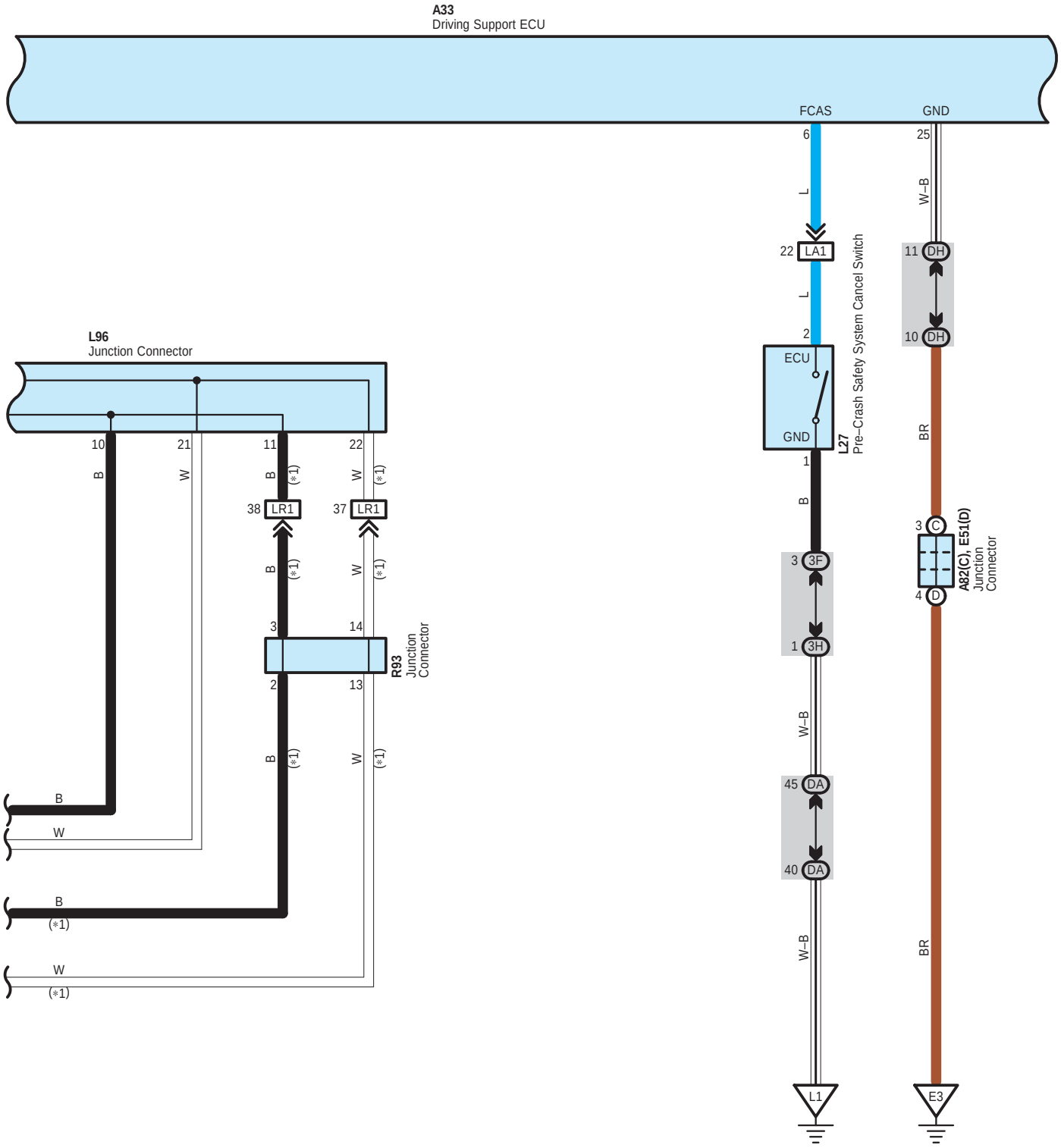

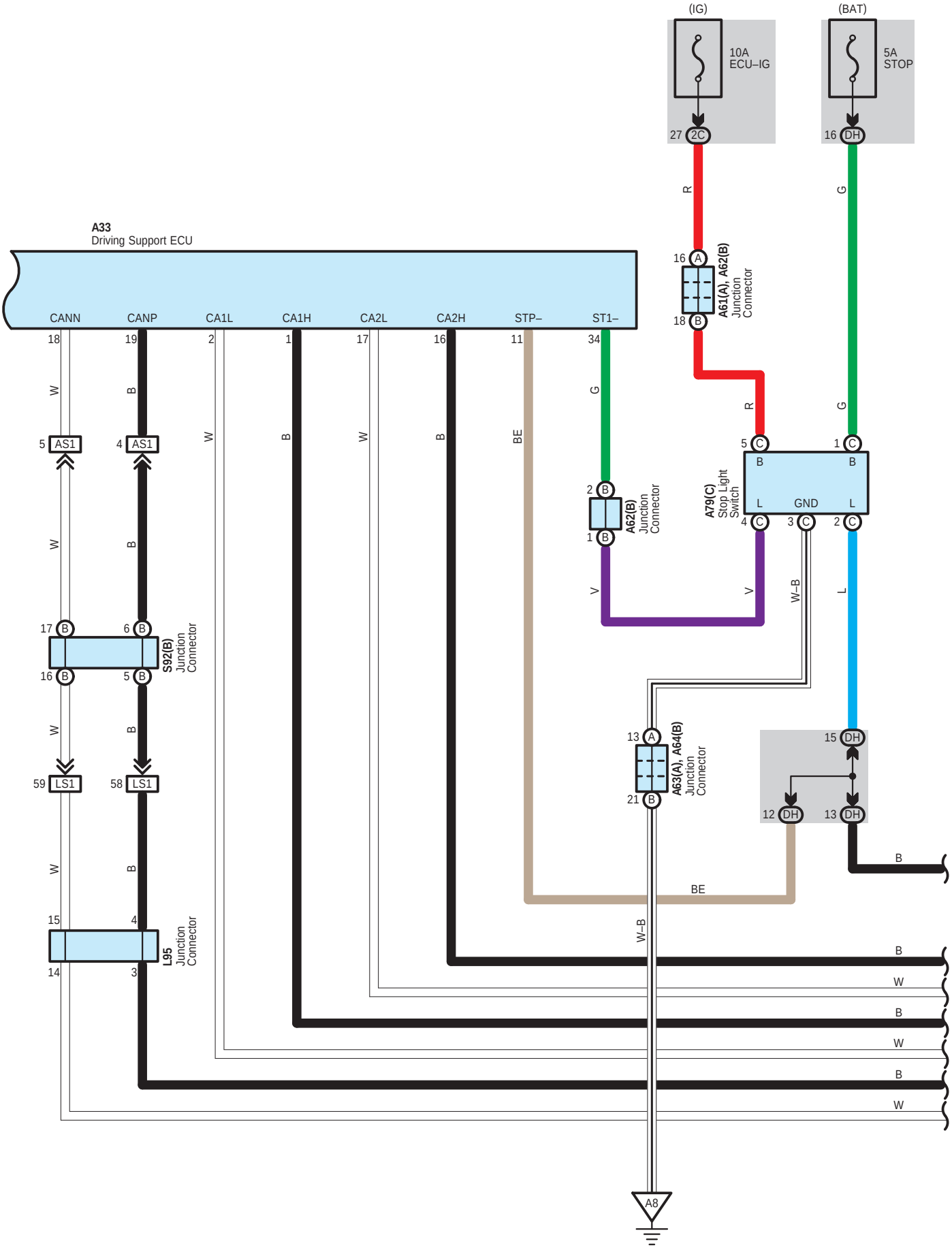
(IG)
10A
ECU–IG
27 2C
(BAT)
5A
STOP
16 DH
R
G
A33
Driving Support ECU
CANN
CANP
CA1L
CA1H
CA2L
CA2H
STP–
ST1–
16 A
18 B
A61(A), A62(B)
Junction
Connector
5 AS1
4 AS1
2 B
1 B
A62(B)
Junction
Connector
5 C
1 C
B
B
A79(C)
Stop Light
Switch
L
GND
L
4 C
3 C
2 C
V
W–B
L
17 B
6 B
16 B
5 B
S92(B)
Junction
Connector
13 A
21 B
A63(A), A64(B)
Junction
Connector
15 DH
12 DH
13 DH
59 LS1
58 LS1
BE
15
4
14
3
L95
Junction
Connector
A8

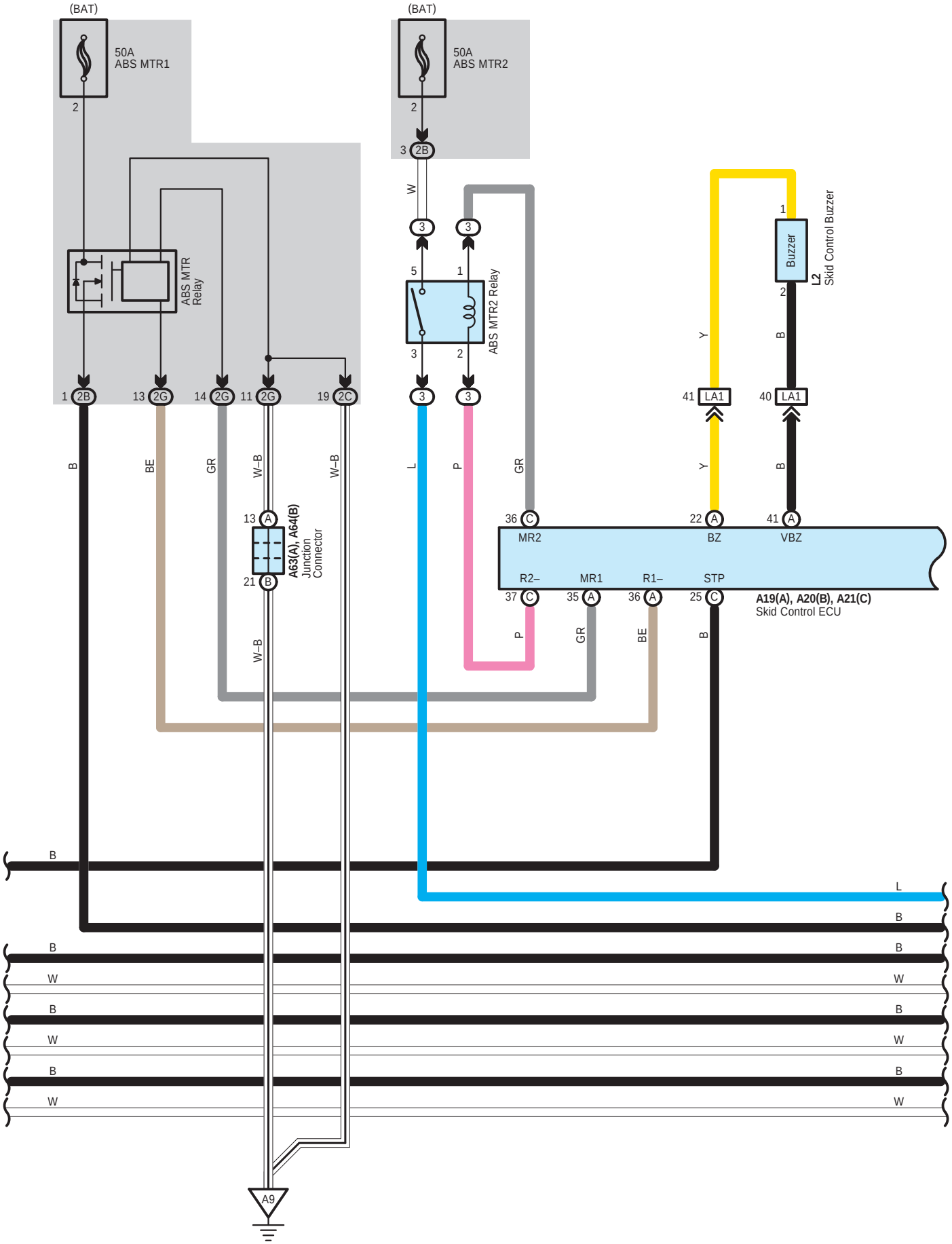
(BAT)
50A
ABS MTR1
2
ABS MTR
Relay
1 2B
13 2G
14 2G
11 2G
19 2C
B
BE
GR
W–B
W–B
13 A
21 B
A63(A), A64(B)
Junction
Connector
W–B
(BAT)
50A
ABS MTR2
2
3 2B
W
3
3
5
1
3
2
ABS MTR2 Relay
3
3
L
P
GR
36 C
MR2
R2–
37 C
P
MR1
35 A
GR
R1–
36 A
BE
STP
25 C
B
A19(A), A20(B), A21(C)
Skid Control ECU
Y
41 LA1
Y
22 A
BZ
1
Buzzer
2
L2
Skid Control Buzzer
B
40 LA1
B
41 A
VBZ
B
L
B
B
W
B
W
B
W
B
W
A9

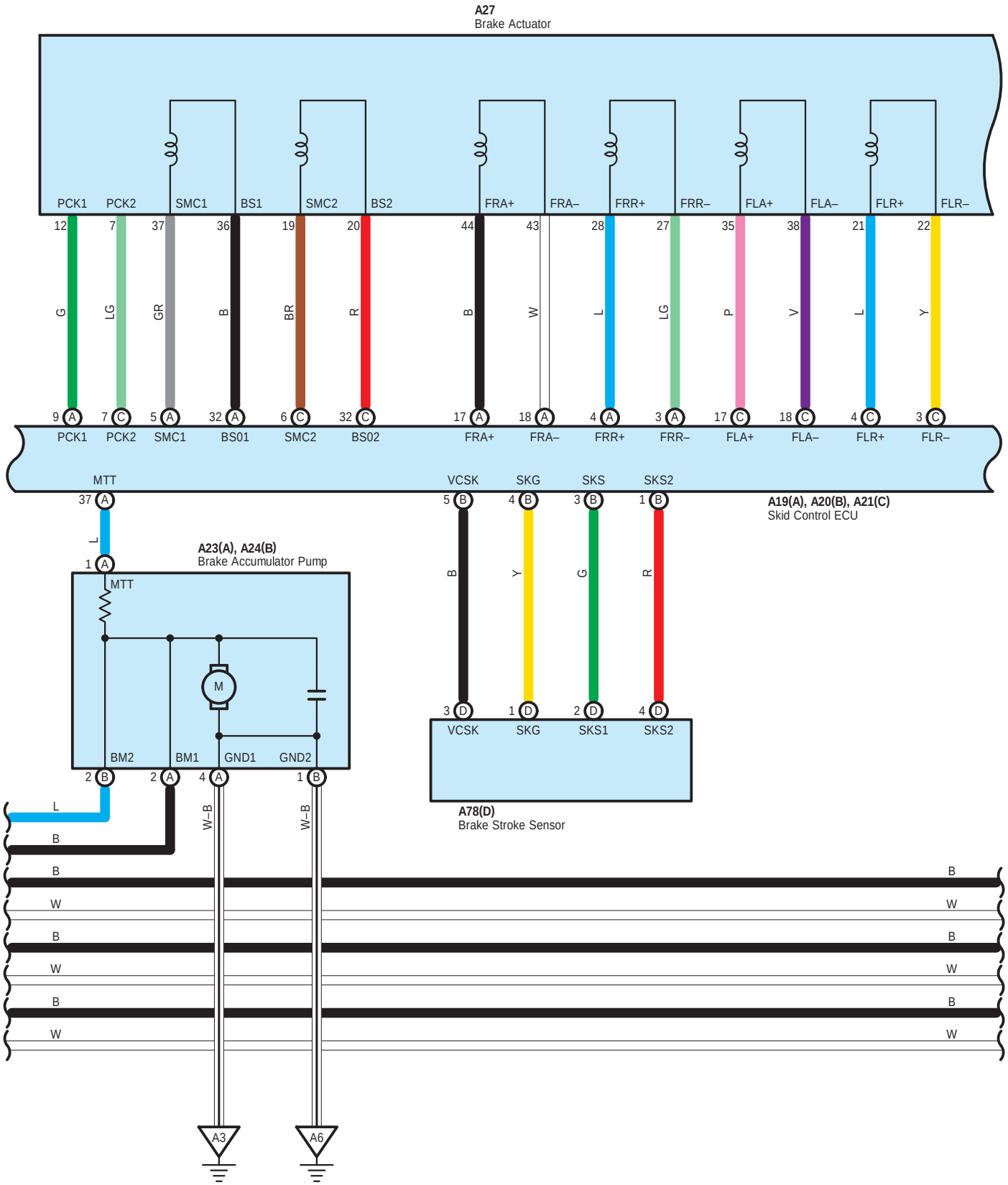
A27
Brake Actuator
PCK1
PCK2
SMC1
BS1
SMC2
BS2
FRA+
FRA–
FRR+
FRR–
FLA+
FLA–
FLR+
FLR–
12
7
37
36
19
20
44
43
28
27
35
38
21
22
G
LG
GR
B
BR
R
B
W
L
LG
P
V
L
Y
9 A
7 C
5 A
32 A
6 C
32 C
17 A
18 A
4 A
3 A
17 C
18 C
4 C
3 C
PCK1
PCK2
SMC1
BS01
SMC2
BS02
FRA+
FRA–
FRR+
FRR–
FLA+
FLA–
FLR+
FLR–
MTT
VCSK
SKG
SKS
SKS2
37 A
5 B
4 B
3 B
1 B
A19(A), A20(B), A21(C)
Skid Control ECU
L
1 A
A23(A), A24(B)
Brake Accumulator Pump
MTT
M
B
Y
G
R
3 D
1 D
2 D
4 D
VCSK
SKG
SKS1
SKS2
BM2
BM1
GND1
GND2
2 B
2 A
4 A
1 B
A78(D)
Brake Stroke Sensor
L
B
W–B
W–B
B
W
B
W
B
W
B
W
B
W
B
W
A3
A6

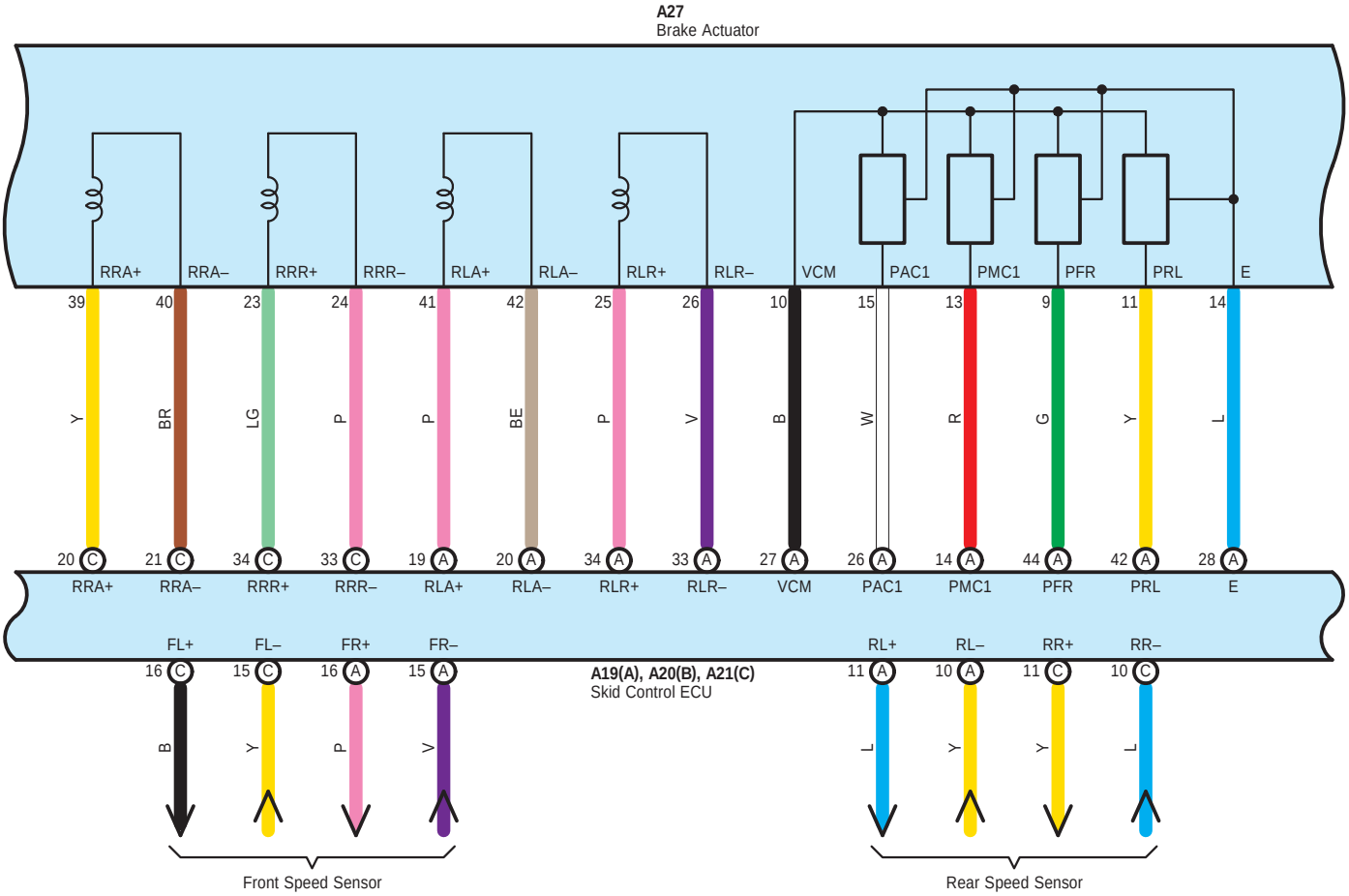
A27
Brake Actuator
RRA+
RRA–
RRR+
RRR–
RLA+
RLA–
RLR+
RLR–
VCM
PAC1
PMC1
PFR
PRL
E
39 40 23 24 41 42 25 26 10 15 13 9 11 14
Y BR LG P P BE P V B W R G Y L
20 C 21 C 34 C 33 C 19 A 20 A 34 A 33 A 27 A 26 A 14 A 44 A 42 A 28 A
RRA+ RRA– RRR+ RRR– RLA+ RLA– RLR+ RLR– VCM PAC1 PMC1 PFR PRL E
FL+ FL– FR+ FR–
16 C 15 C 16 A 15 A
B Y P V
Front Speed Sensor
A19(A), A20(B), A21(C)
Skid Control ECU
RL+ RL– RR+ RR–
11 A 10 A 11 C 10 C
L Y Y L
Rear Speed Sensor


B B
W W
B B
W W
B B
W W

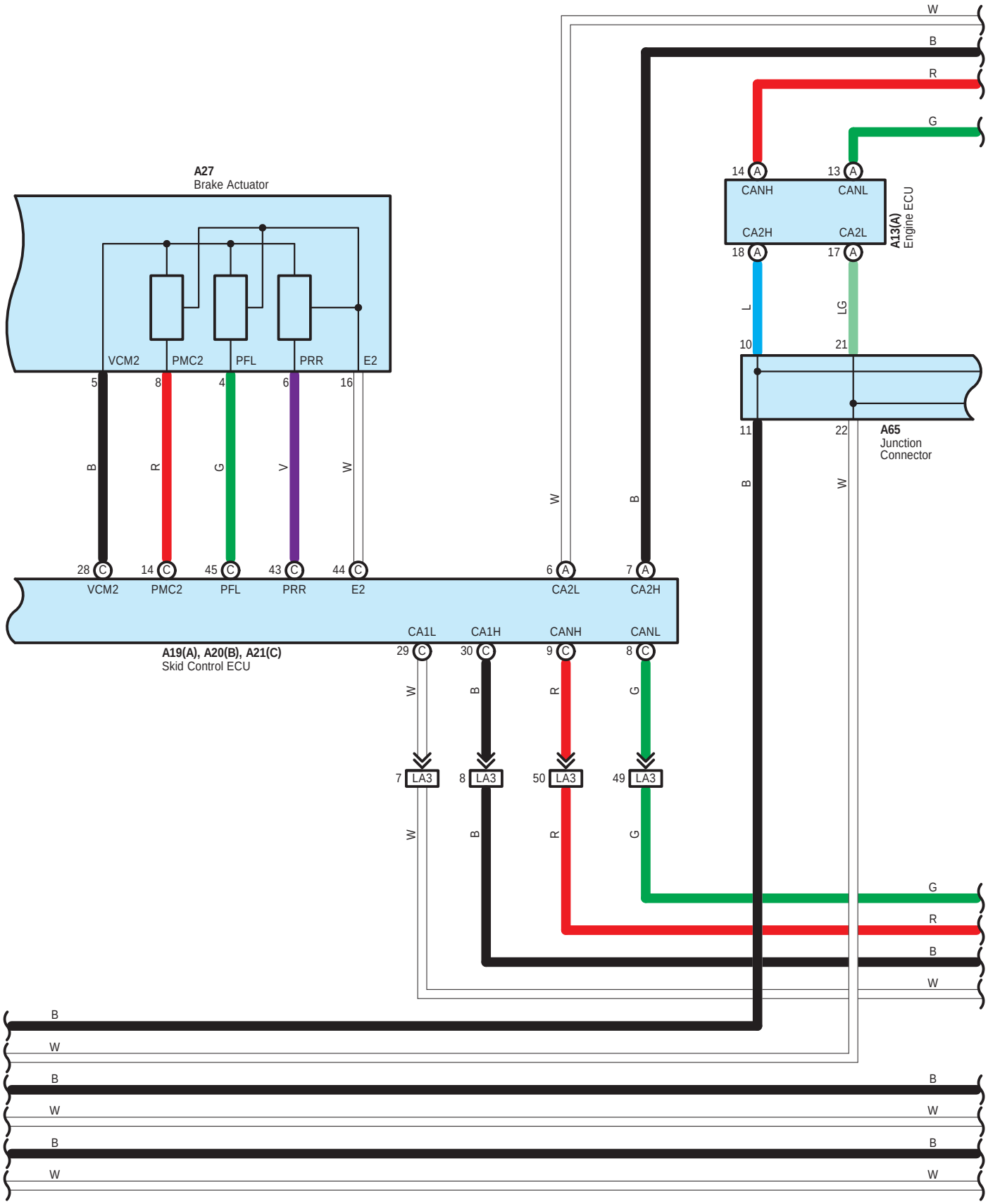
A27
Brake Actuator
VCM2
PMC2
PFL
PRR
E2
5
8
4
6
16
B
R
G
V
W
28 C
14 C
45 C
43 C
44 C
VCM2
PMC2
PFL
PRR
E2
6 A
7 A
CA2L
CA2H
A19(A), A20(B), A21(C)
Skid Control ECU
CA1L
CA1H
CANH
CANL
29 C
30 C
9 C
8 C
7 LA3
8 LA3
50 LA3
49 LA3
14 A
13 A
CANH
CANL
CA2H
CA2L
18 A
17 A
A13(A)
Engine ECU
L
LG
10
21
11
22
A65
Junction
Connector
W
B
R
G

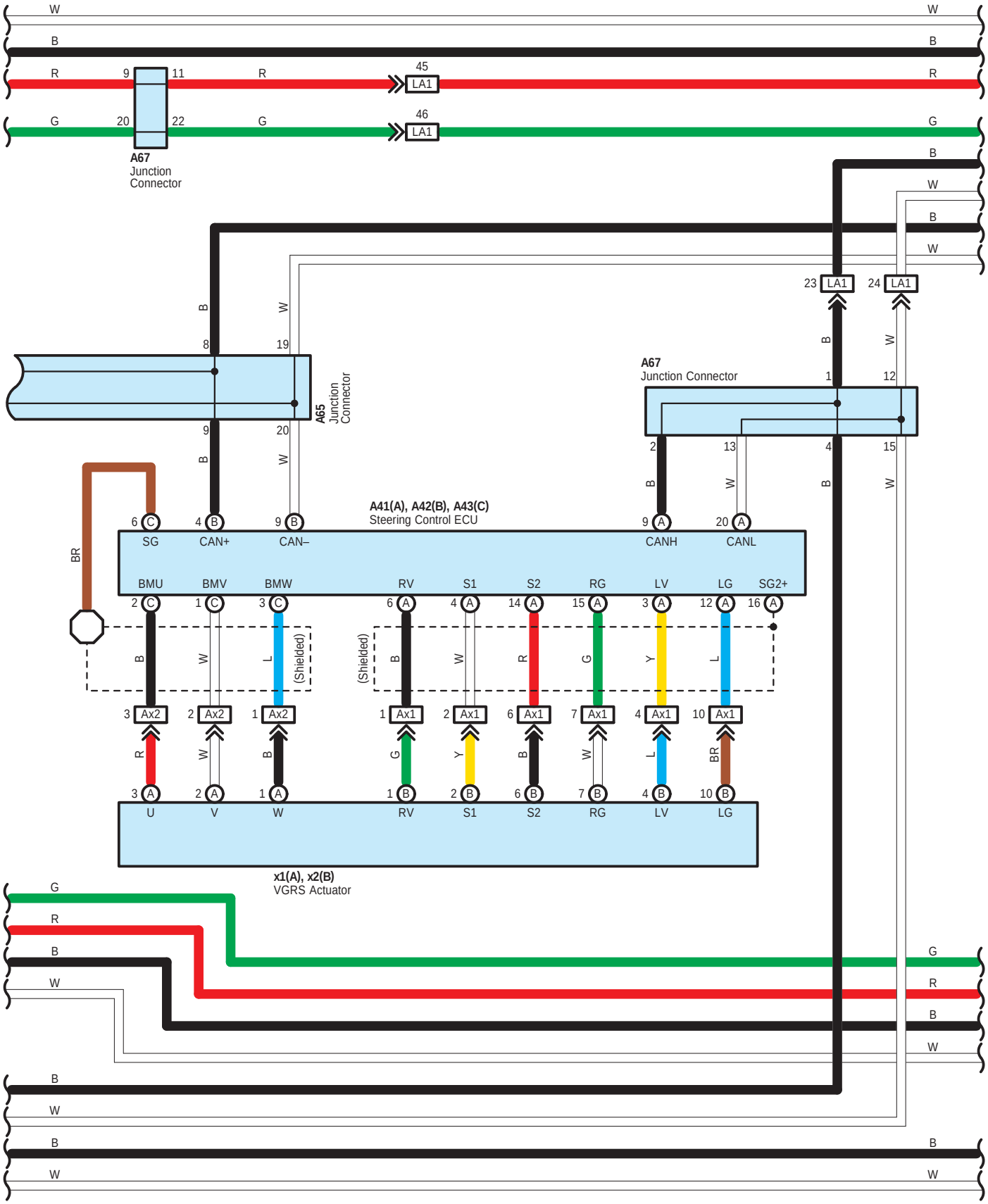
A67
Junction
Connector
A65
Junction
Connector
A67
Junction Connector
A41(A), A42(B), A43(C)
Steering Control ECU
SG
CAN+
CAN–
CANH
CANL
BMU
BMV
BMW
RV
S1
S2
RG
LV
LG
SG2+
(Shielded)
x1(A), x2(B)
VGRS Actuator
U
V
W
LA1
Ax1
Ax2

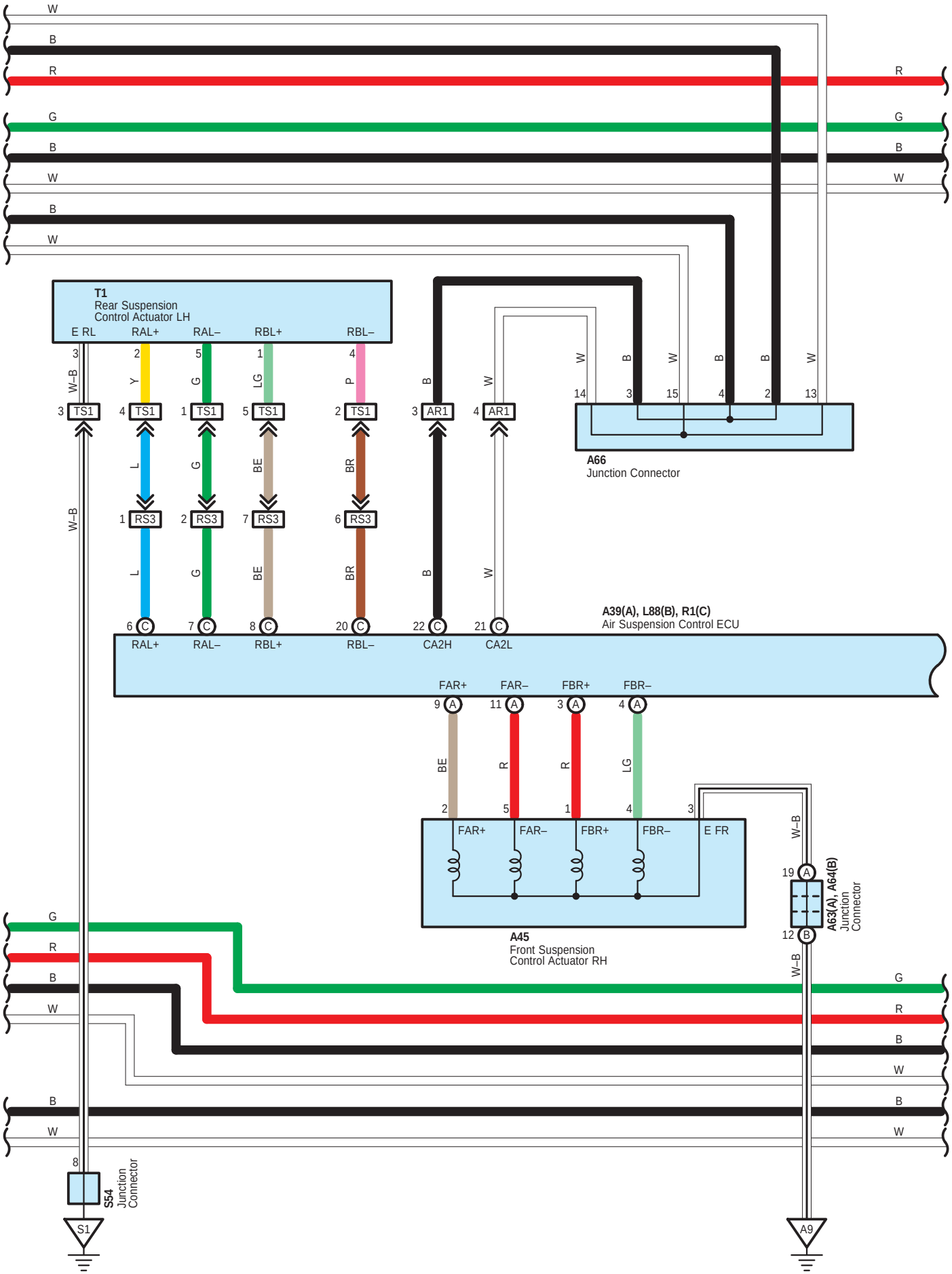
T1
Rear Suspension
Control Actuator LH
E RL
RAL+
RAL–
RBL+
RBL–
TS1
RS3
AR1
A66
Junction Connector
A39(A), L88(B), R1(C)
Air Suspension Control ECU
RAL+
RAL–
RBL+
RBL–
CA2H
CA2L
FAR+
FAR–
FBR+
FBR–
A45
Front Suspension
Control Actuator RH
E FR
A63(A), A64(B)
Junction
Connector
S54
Junction
Connector
S1
A9

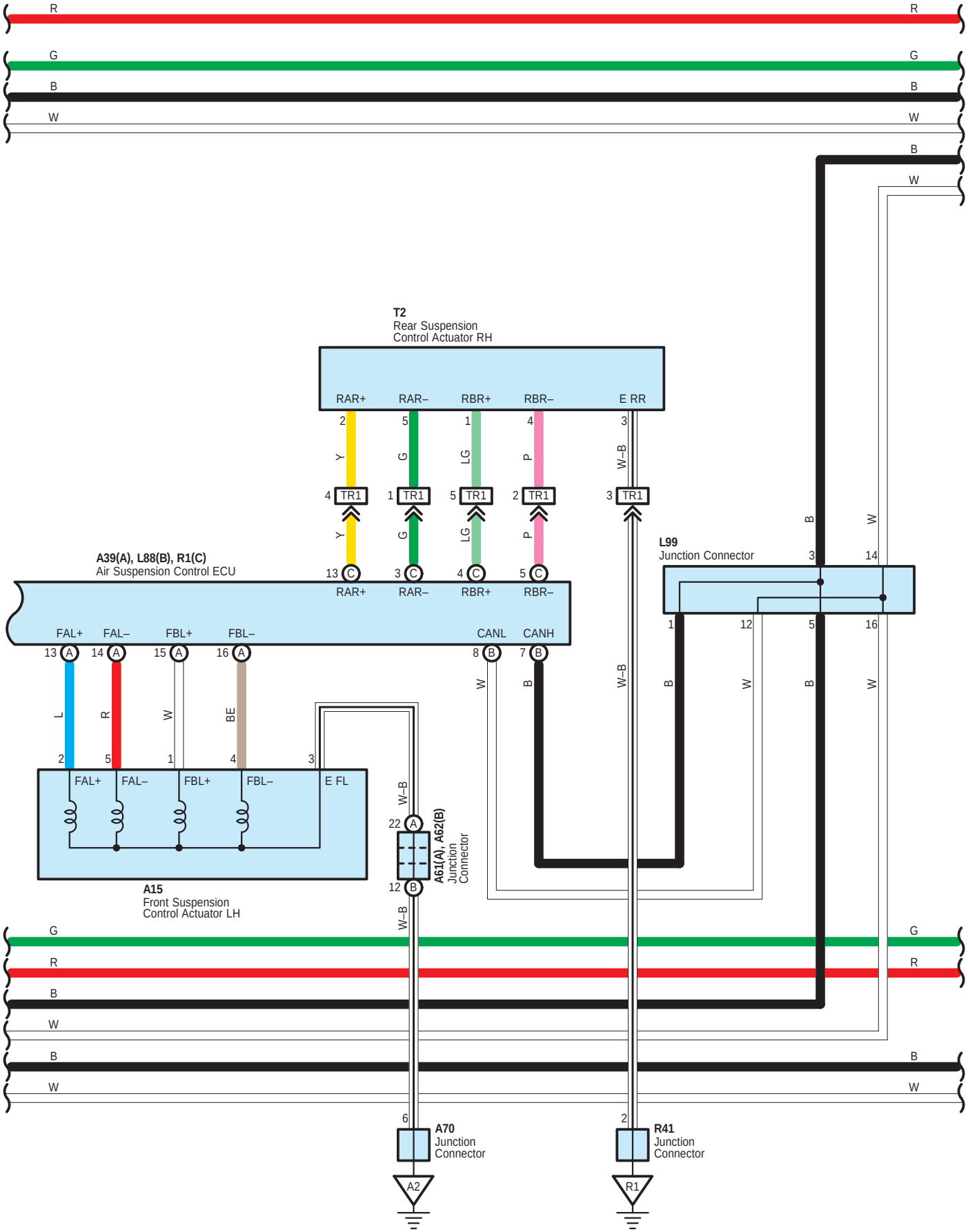
R
G
B
W
T2
Rear Suspension
Control Actuator RH
RAR+
RAR–
RBR+
RBR–
E RR
TR1
A39(A), L88(B), R1(C)
Air Suspension Control ECU
FAL+
FAL–
FBL+
FBL–
CANL
CANH
L99
Junction Connector
A15
Front Suspension
Control Actuator LH
E FL
A61(A), A62(B)
Junction
Connector
A70
Junction
Connector
R41
Junction
Connector
A2
R1

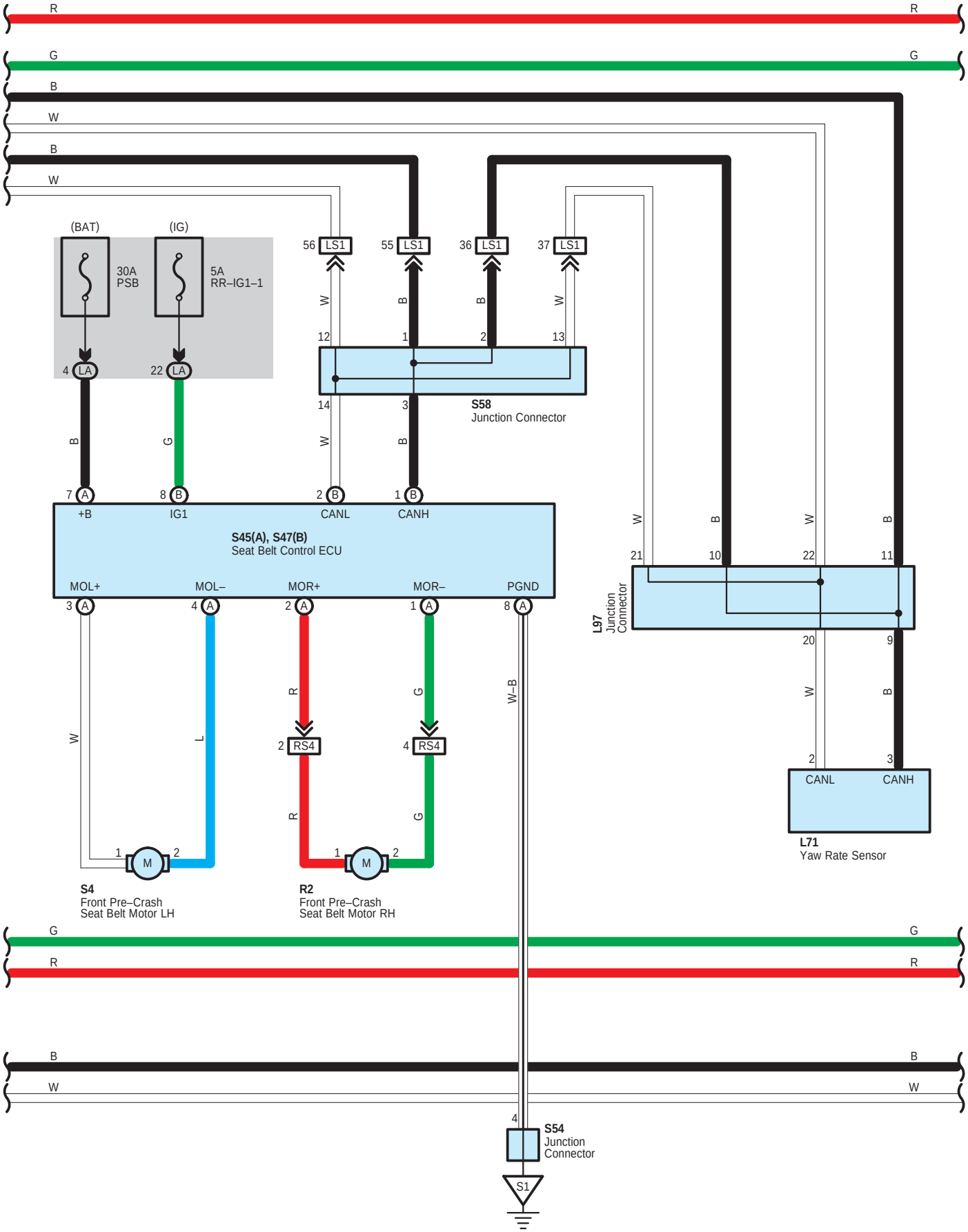
R
G
B
W
(BAT)
(IG)
30A
PSB
5A
RR–IG1–1
4 LA
22 LA
56 LS1
55 LS1
36 LS1
37 LS1
12
1
2
13
14
3
S58
Junction Connector
7 A
8 B
2 B
1 B
+B
IG1
CANL
CANH
S45(A), S47(B)
Seat Belt Control ECU
MOL+
MOL–
MOR+
MOR–
PGND
3 A
4 A
2 A
1 A
8 A
21
10
22
11
L97
Junction
Connector
20
9
2 RS4
4 RS4
2
3
CANL
CANH
L71
Yaw Rate Sensor
1
2
M
S4
Front Pre–Crash
Seat Belt Motor LH
R2
Front Pre–Crash
Seat Belt Motor RH
4
S54
Junction
Connector
S1

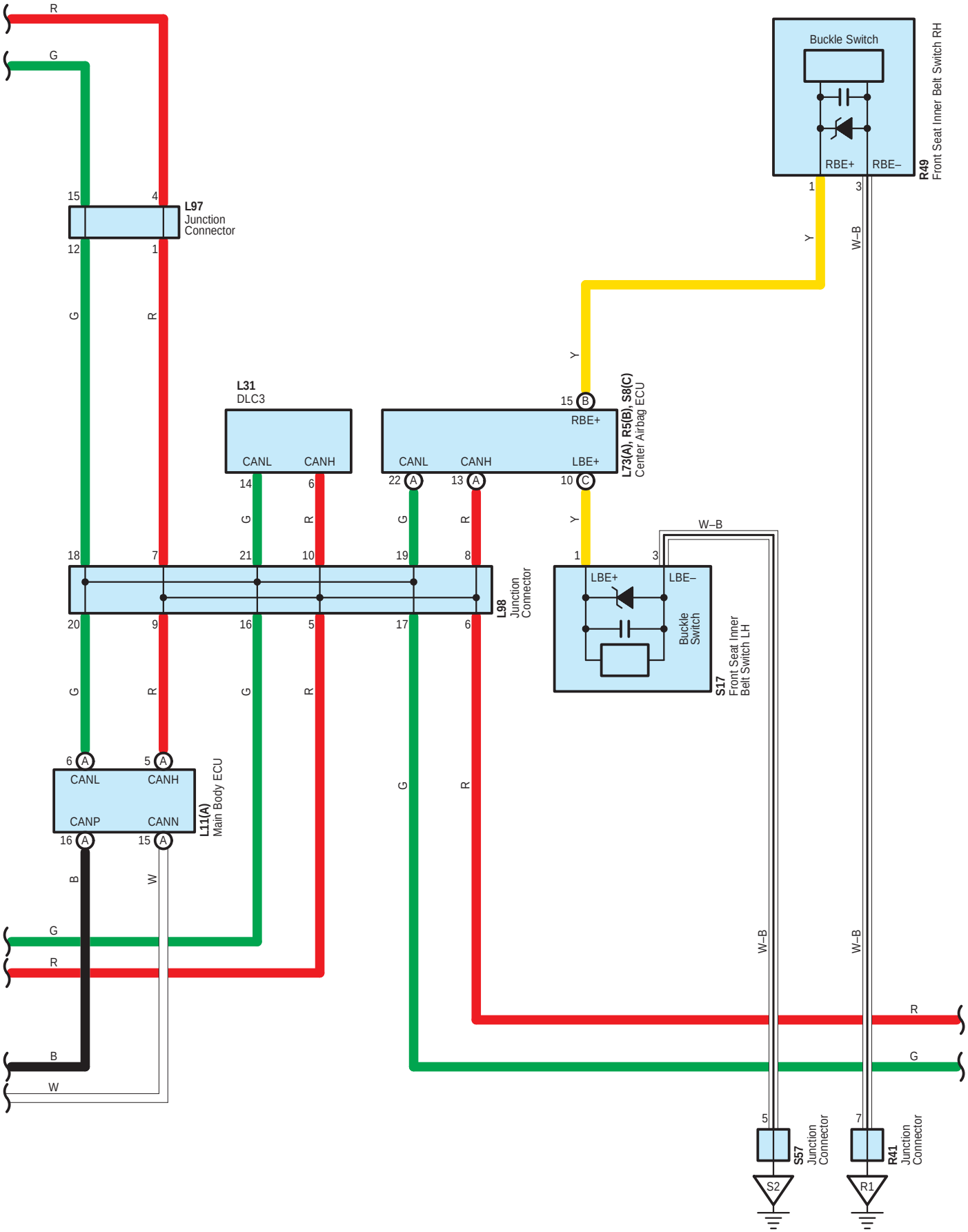
R
G
15
4
L97
Junction
Connector
12
1
G
R
L31
DLC3
CANL
CANH
14
6
G
R
18
7
21
10
19
8
20
9
16
5
17
6
L98
Junction
Connector
6 A
5 A
CANL
CANH
CANP
CANN
16 A
15 A
L11(A)
Main Body ECU
B
W
G
R
B
W
Buckle Switch
RBE+
RBE–
R49
Front Seat Inner Belt Switch RH
1
3
Y
W–B
15 B
RBE+
CANL
CANH
LBE+
22 A
13 A
10 C
L73(A), R5(B), S8(C)
Center Airbag ECU
W–B
1
3
LBE+
LBE–
Buckle
Switch
S17
Front Seat Inner
Belt Switch LH
W–B
W–B
R
G
5
7
S57
Junction
Connector
R41
Junction
Connector
S2
R1

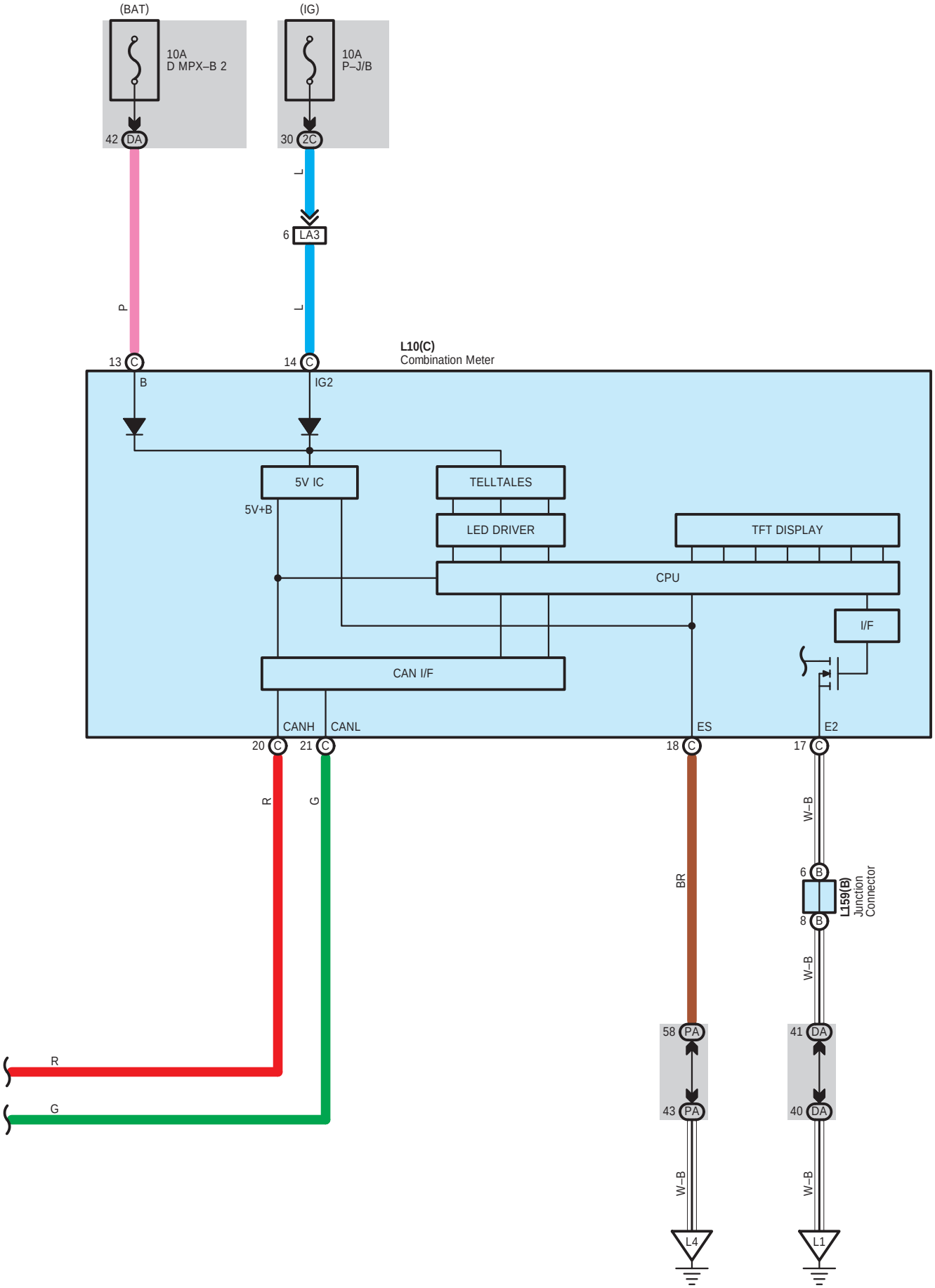
(BAT)
10A
D MPX–B 2
42 DA
(IG)
10A
P–J/B
30 2C
L
6 LA3
L
P
13 C
14 C
L10(C)
Combination Meter
B
IG2
5V IC
5V+B
TELLTALES
LED DRIVER
TFT DISPLAY
CPU
I/F
CAN I/F
CANH
CANL
ES
E2
20 C
21 C
18 C
17 C
R
G
BR
W–B
6 B
L159(B)
Junction
Connector
8 B
W–B
58 PA
41 DA
43 PA
40 DA
R
G
W–B
W–B
L4
L1

A 13
White

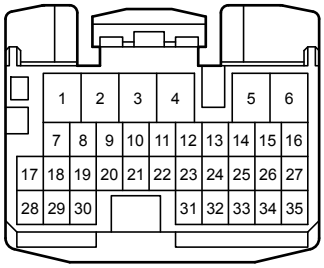


A 15
Black

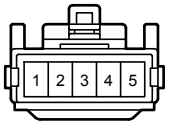


A 19
Black

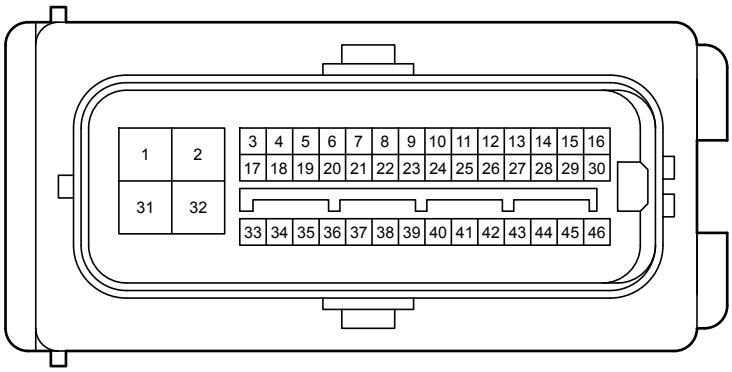


A 20
Black

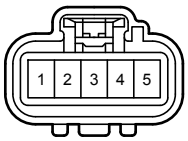


A 21
Gray

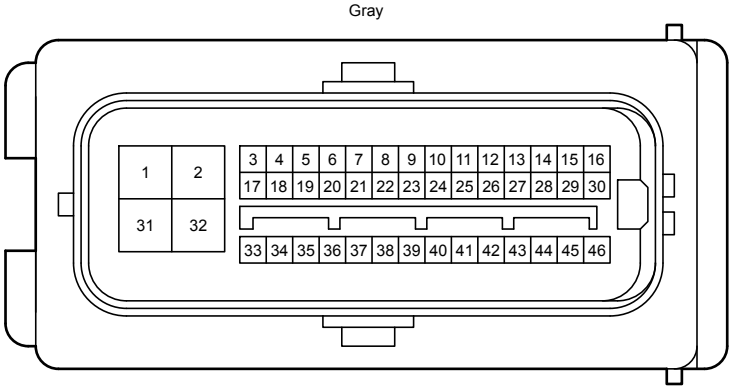


A 23
Black

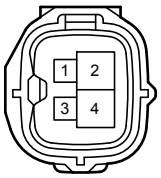


A 24
Black

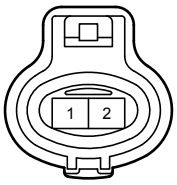


A 27
Black

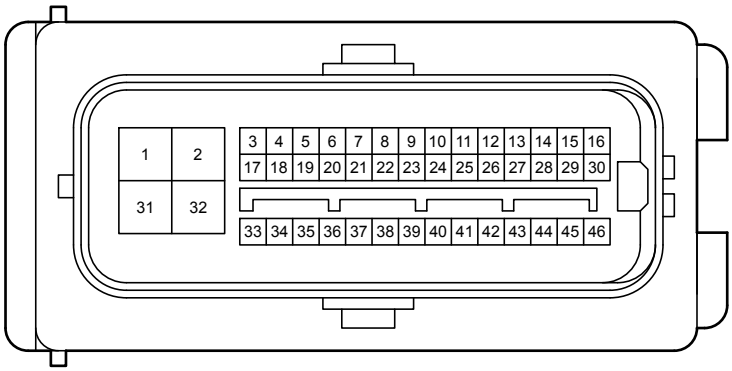

A 33
White

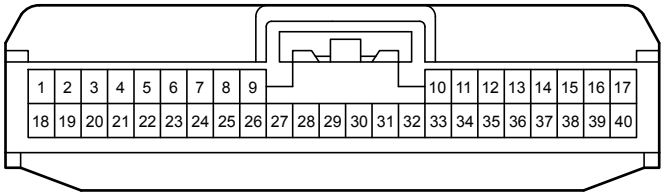


A 39
Black

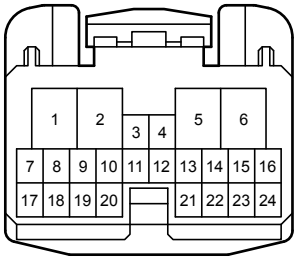


A 41
White

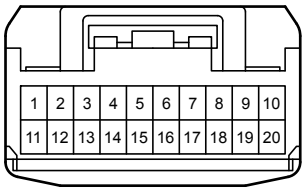


A 42
White

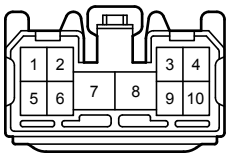


A 43
White

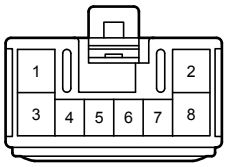


A 45
Black

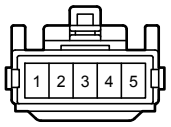


A 61
Black

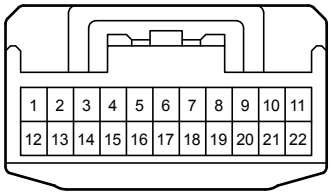


A 62
Blue

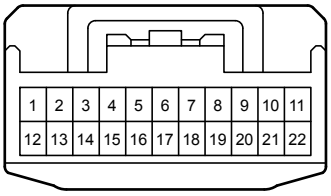


A 63
Black

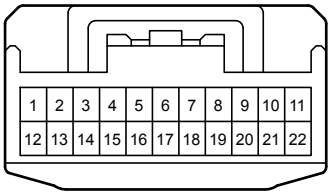


A 64
Black

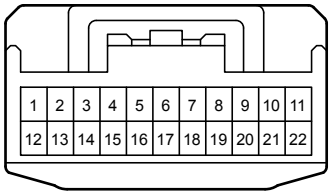


A 65
Gray

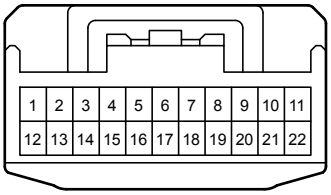


A 66
Black

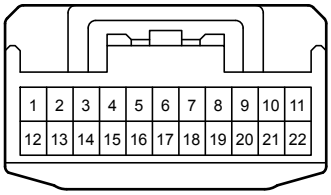


A 67
Black

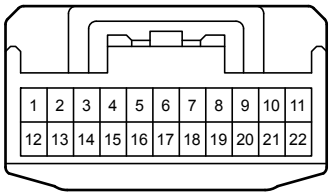


A 70
Gray

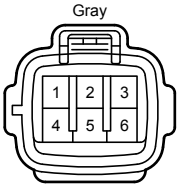


A 78
Black




A 79
White

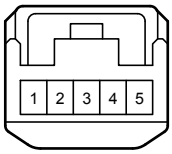


A 82
Gray

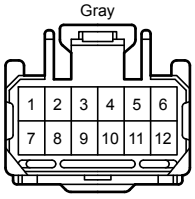


B 1
Black




B 9
Black

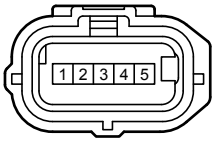

B 11
Black




E 51
Blue




L 2
Blue




L 10
White

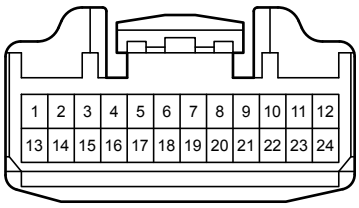


(Before Sep. 2008 Production)

L 10
Black

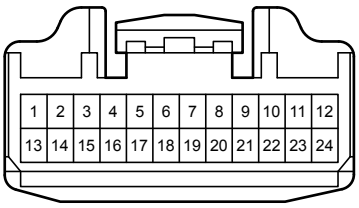


(From Sep. 2008 Production)

L 11
White

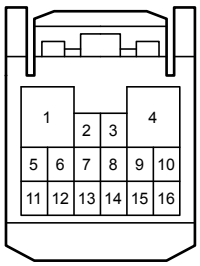


L 27
Gray




L 31
White

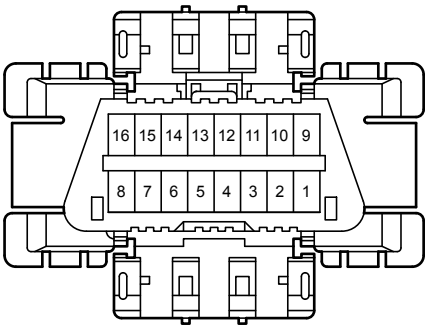


L 71
Black




L 73
Yellow

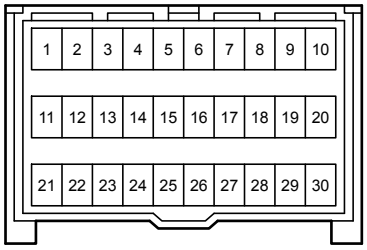


L 88
Black

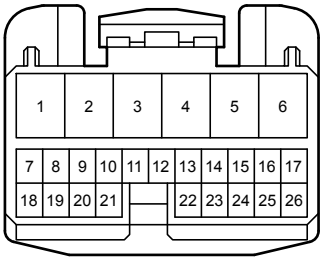


L 95
Gray

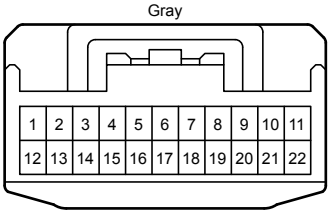


L 96
Black

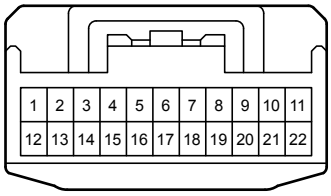


L 97
Black

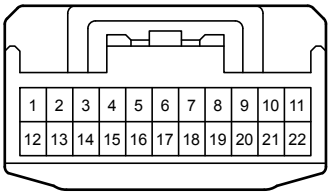


L 98
Gray

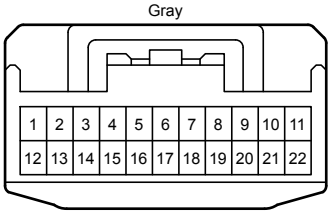

L 99
Black

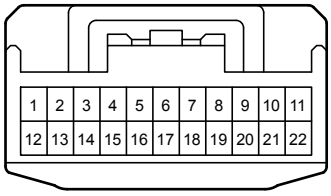


L140
White

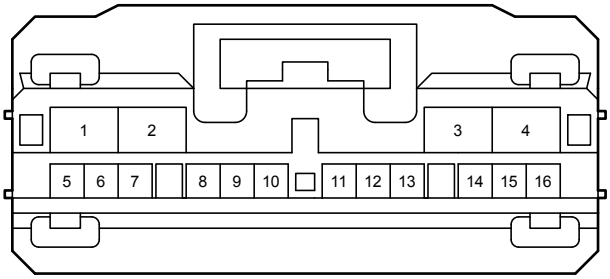


L141
White

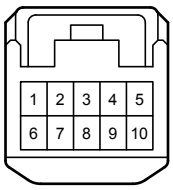


L159
Blue

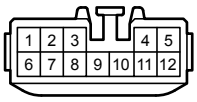


R 1
Black

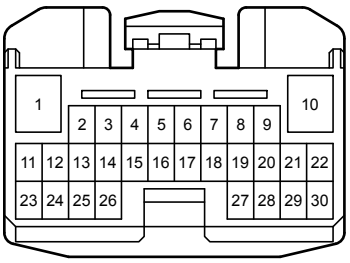


R 2
White




R 5
Yellow

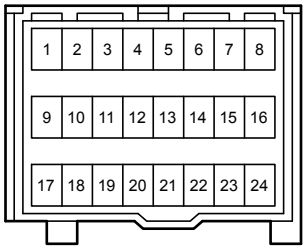


R 41
White

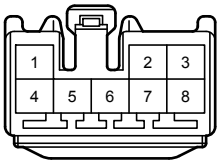


R 42
Black

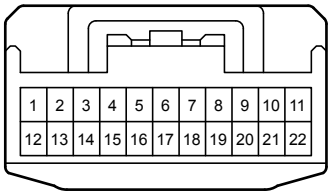


R 43
White

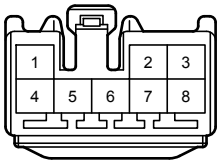


R 44
Black

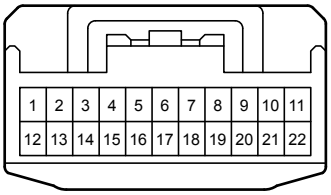


R 49
Gray

R 93
White

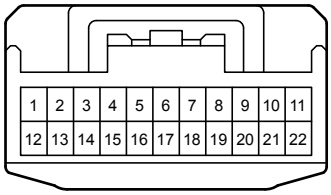


R 98
Blue

S 4
White




S 8
Yellow

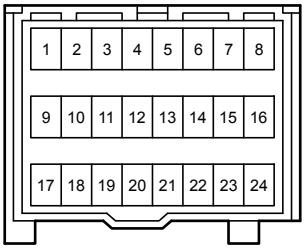

S 17
Gray

S 45
White

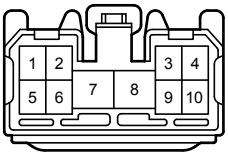


S 47
White




S 54
White

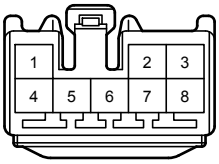


S 57
White

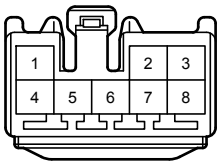


S 58
Black

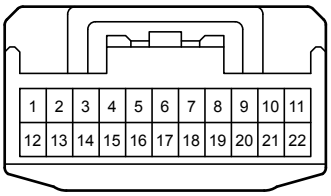


S 92
Gray

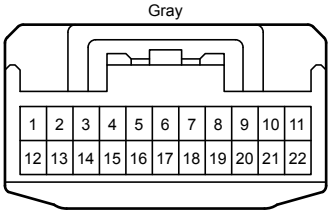


T 1
Black

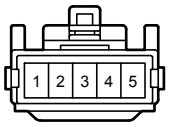


T 2
Black

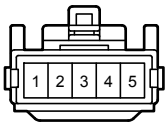


X 4
White

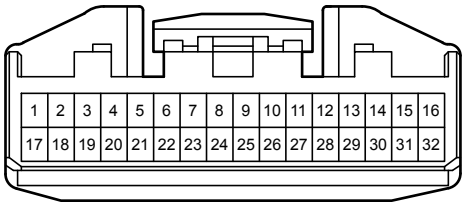


X 6
White

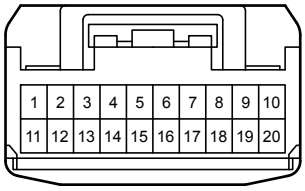


X 20
Black

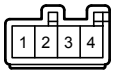


X 21
Black

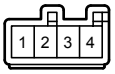


X 25
White

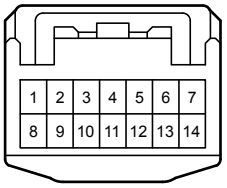


X 27
Blue

g 1
White

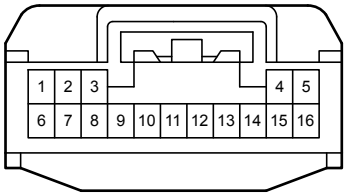


g 3
White

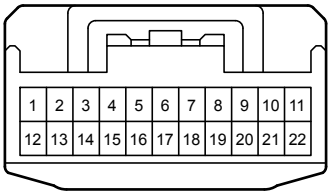


x 1
Gray

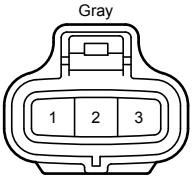


x 2
White

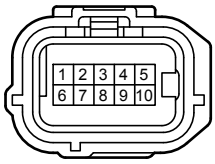


2B
Black

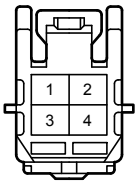


2C
White

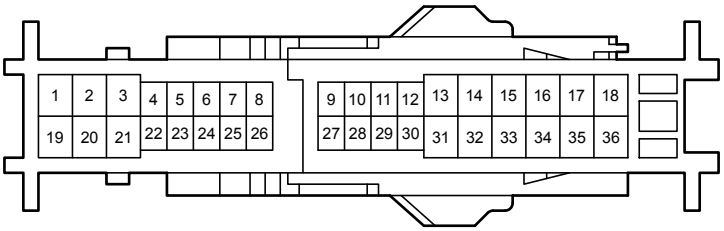

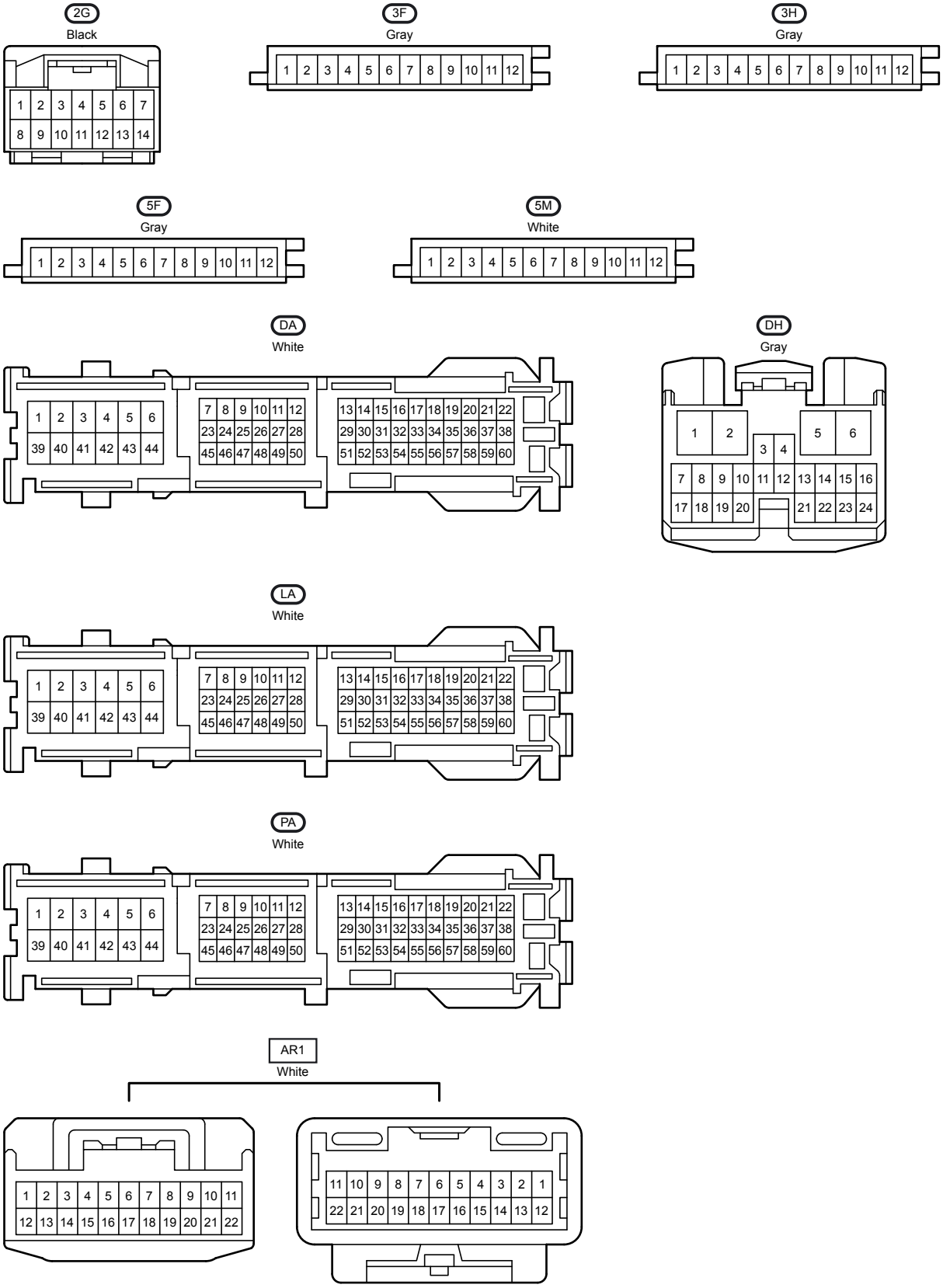
2G
Black
3F
Gray
3H
Gray
5F
Gray
5M
White
DA
White
DH
Gray
LA
White
PA
White
AR1
White

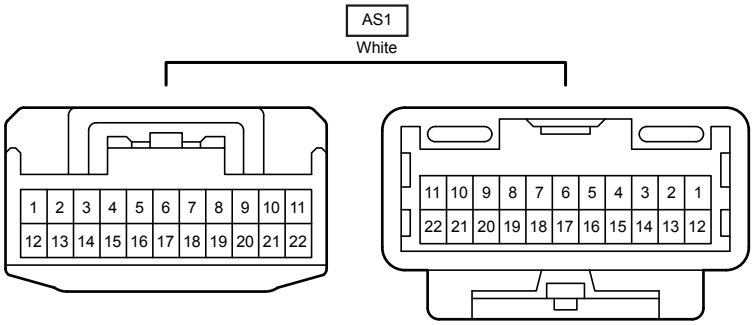
AS1
White
1 2 3 4 5 6 7 8 9 10 11
12 13 14 15 16 17 18 19 20 21 22
11 10 9 8 7 6 5 4 3 2 1
22 21 20 19 18 17 16 15 14 13 12

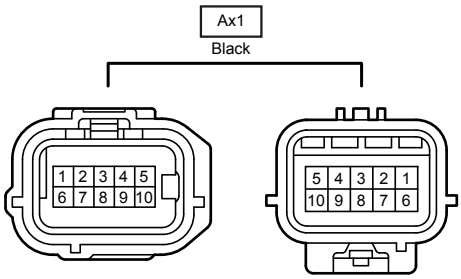
Ax1
Black
1 2 3 4 5
6 7 8 9 10
5 4 3 2 1
10 9 8 7 6

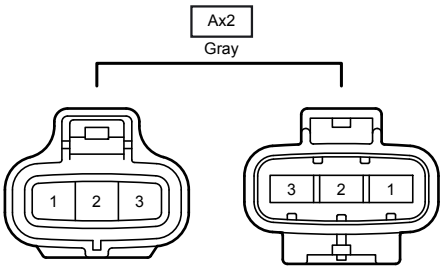
Ax2
Gray
1 2 3
3 2 1

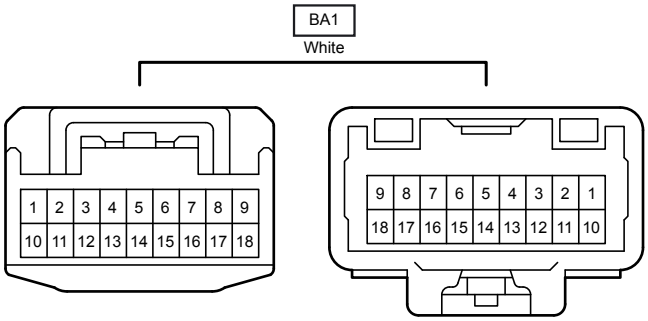
BA1
White
1 2 3 4 5 6 7 8 9
10 11 12 13 14 15 16 17 18
9 8 7 6 5 4 3 2 1
18 17 16 15 14 13 12 11 10

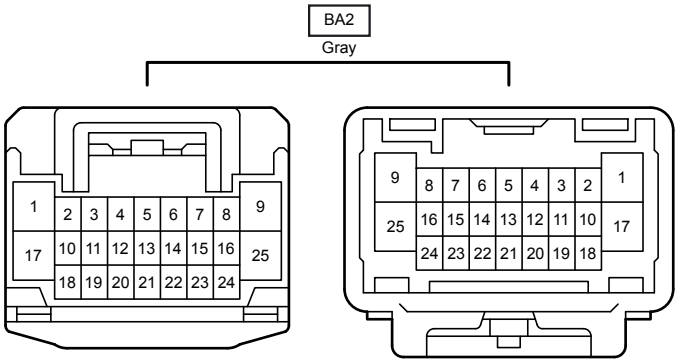
BA2
Gray
1 2 3 4 5 6 7 8 9
17 10 11 12 13 14 15 16 25
18 19 20 21 22 23 24
9 8 7 6 5 4 3 2 1
25 16 15 14 13 12 11 10 17
24 23 22 21 20 19 18

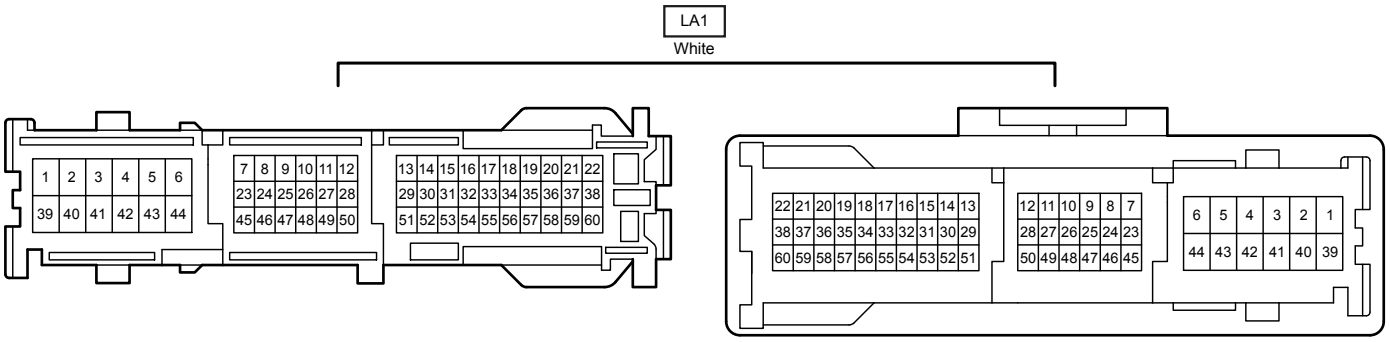
LA1
White
1 2 3 4 5 6
39 40 41 42 43 44
7 8 9 10 11 12
23 24 25 26 27 28
45 46 47 48 49 50
13 14 15 16 17 18 19 20 21 22
29 30 31 32 33 34 35 36 37 38
51 52 53 54 55 56 57 58 59 60
22 21 20 19 18 17 16 15 14 13
38 37 36 35 34 33 32 31 30 29
60 59 58 57 56 55 54 53 52 51
12 11 10 9 8 7
28 27 26 25 24 23
50 49 48 47 46 45
6 5 4 3 2 1
44 43 42 41 40 39

LA3
White

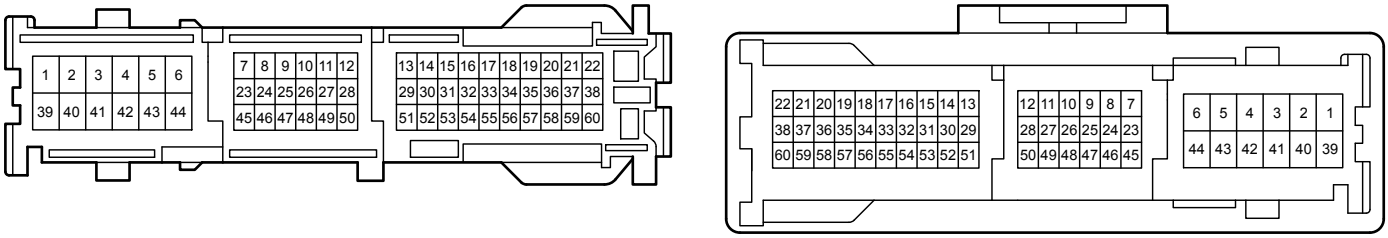


LR1
White

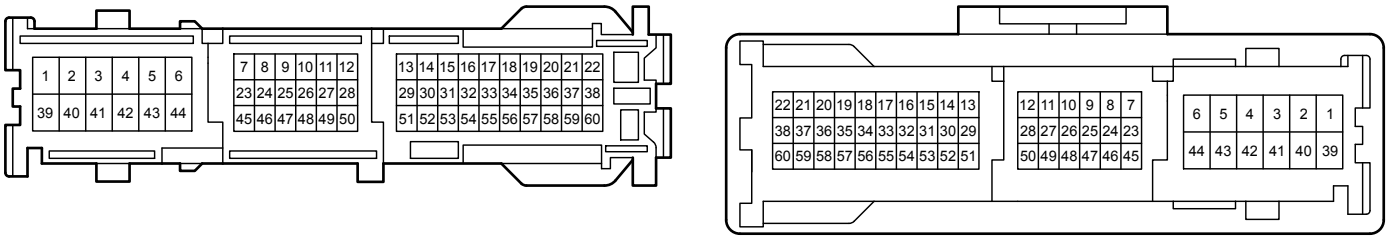


LS1
White

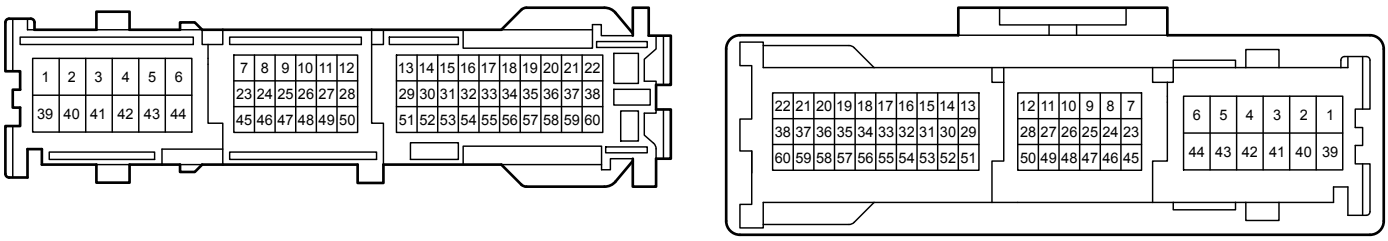


LX1
White

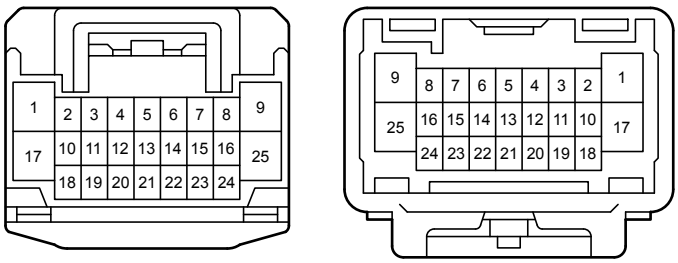


LX2
White

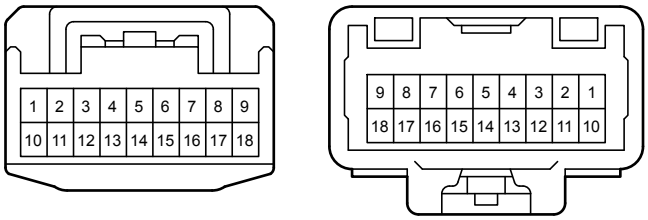


LX4
Gray

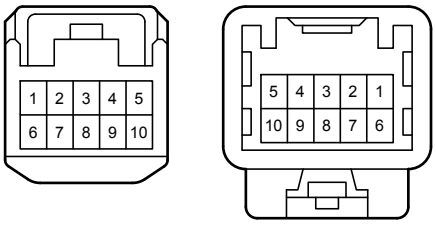

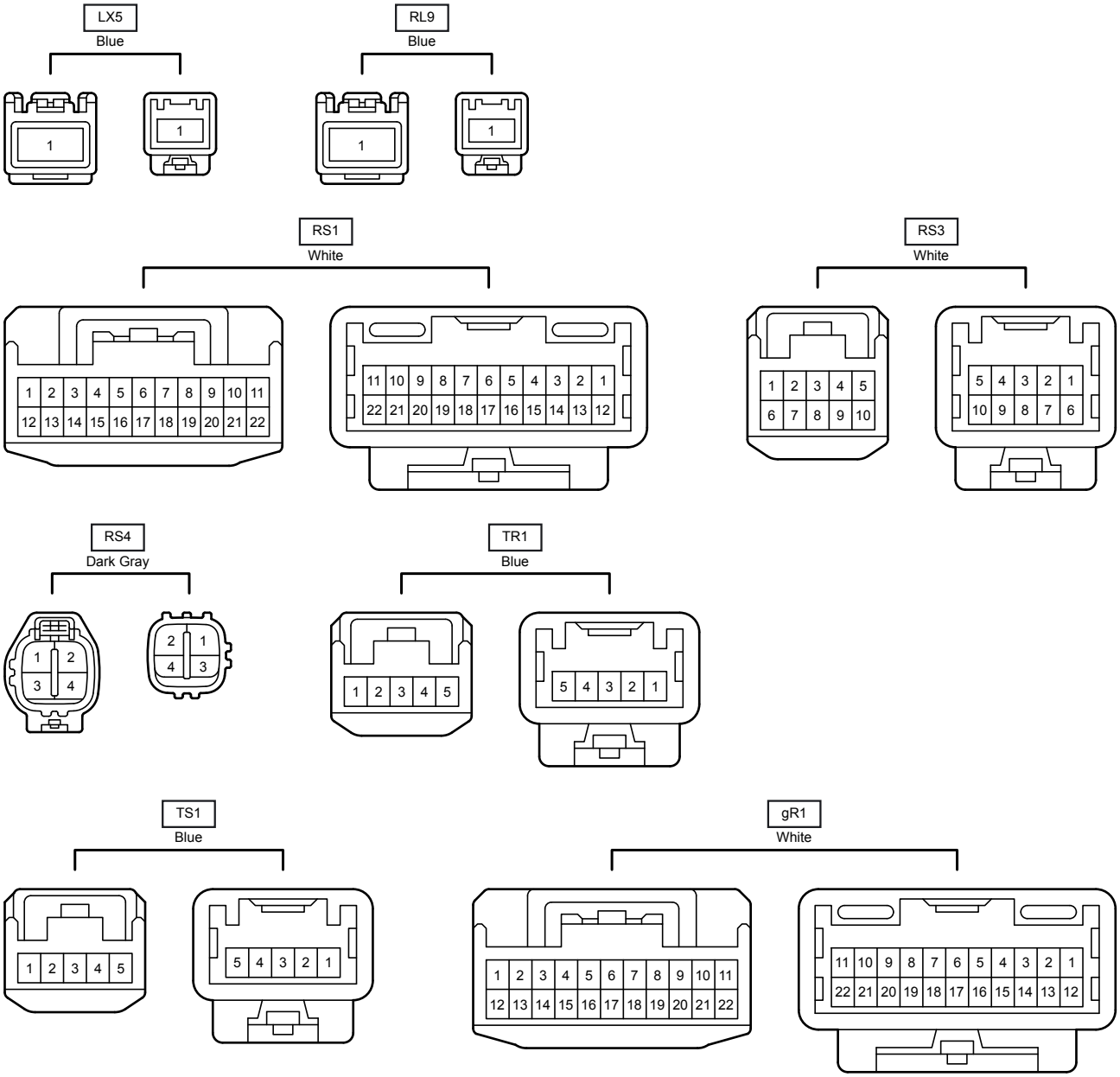
LX5
Blue
1
1
RL9
Blue
1
1
RS1
White
1 2 3 4 5 6 7 8 9 10 11
12 13 14 15 16 17 18 19 20 21 22
11 10 9 8 7 6 5 4 3 2 1
22 21 20 19 18 17 16 15 14 13 12
RS3
White
1 2 3 4 5
6 7 8 9 10
5 4 3 2 1
10 9 8 7 6
RS4
Dark Gray
1 2
3 4
2 1
4 3
TR1
Blue
1 2 3 4 5
5 4 3 2 1
TS1
Blue
1 2 3 4 5
5 4 3 2 1
gR1
White
1 2 3 4 5 6 7 8 9 10 11
12 13 14 15 16 17 18 19 20 21 22
11 10 9 8 7 6 5 4 3 2 1
22 21 20 19 18 17 16 15 14 13 12