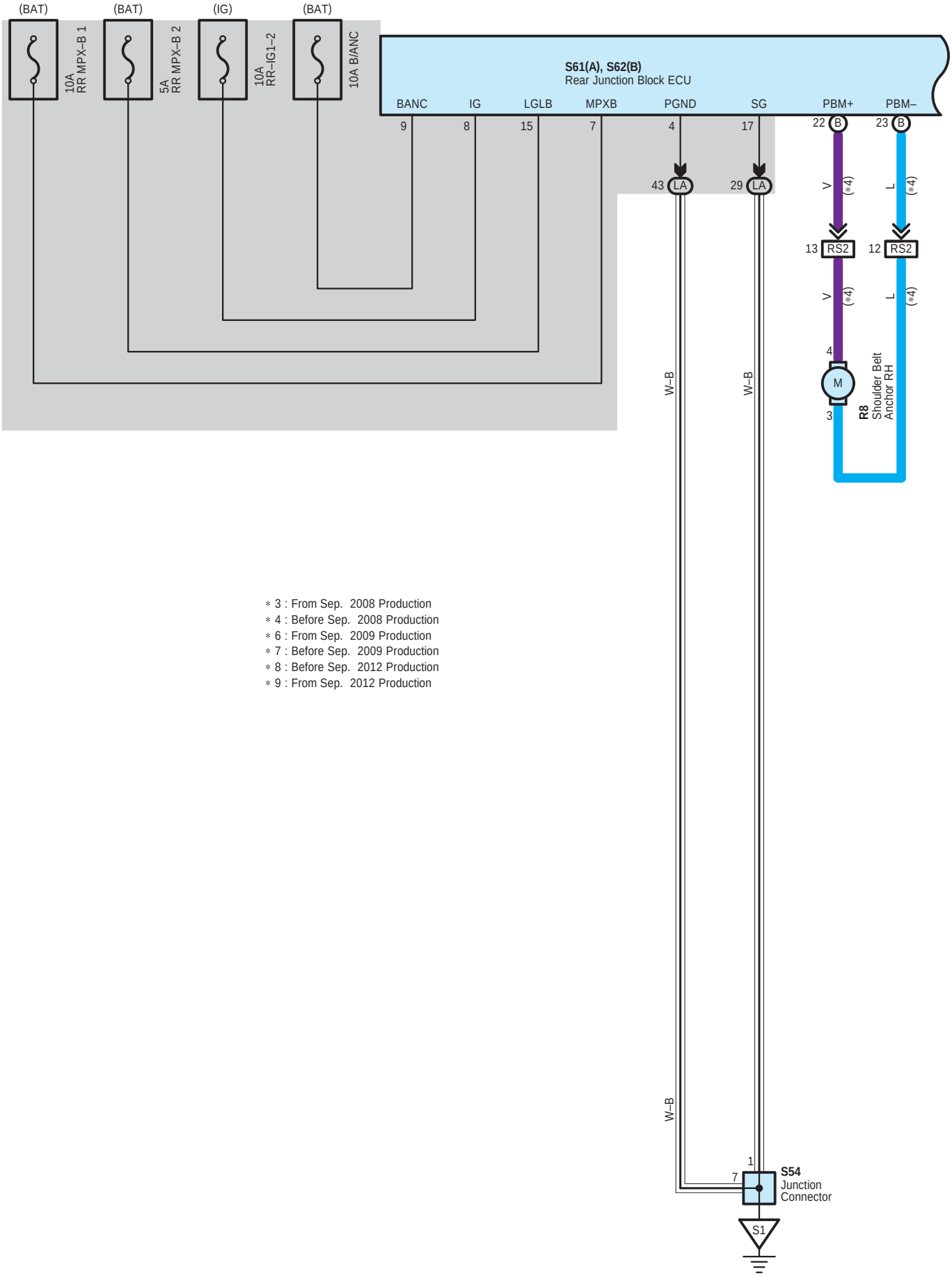

* 3 : From Sep. 2008 Production
* 4 : Before Sep. 2008 Production
* 6 : From Sep. 2009 Production
* 7 : Before Sep. 2009 Production
* 8 : Before Sep. 2012 Production
* 9 : From Sep. 2012 Production

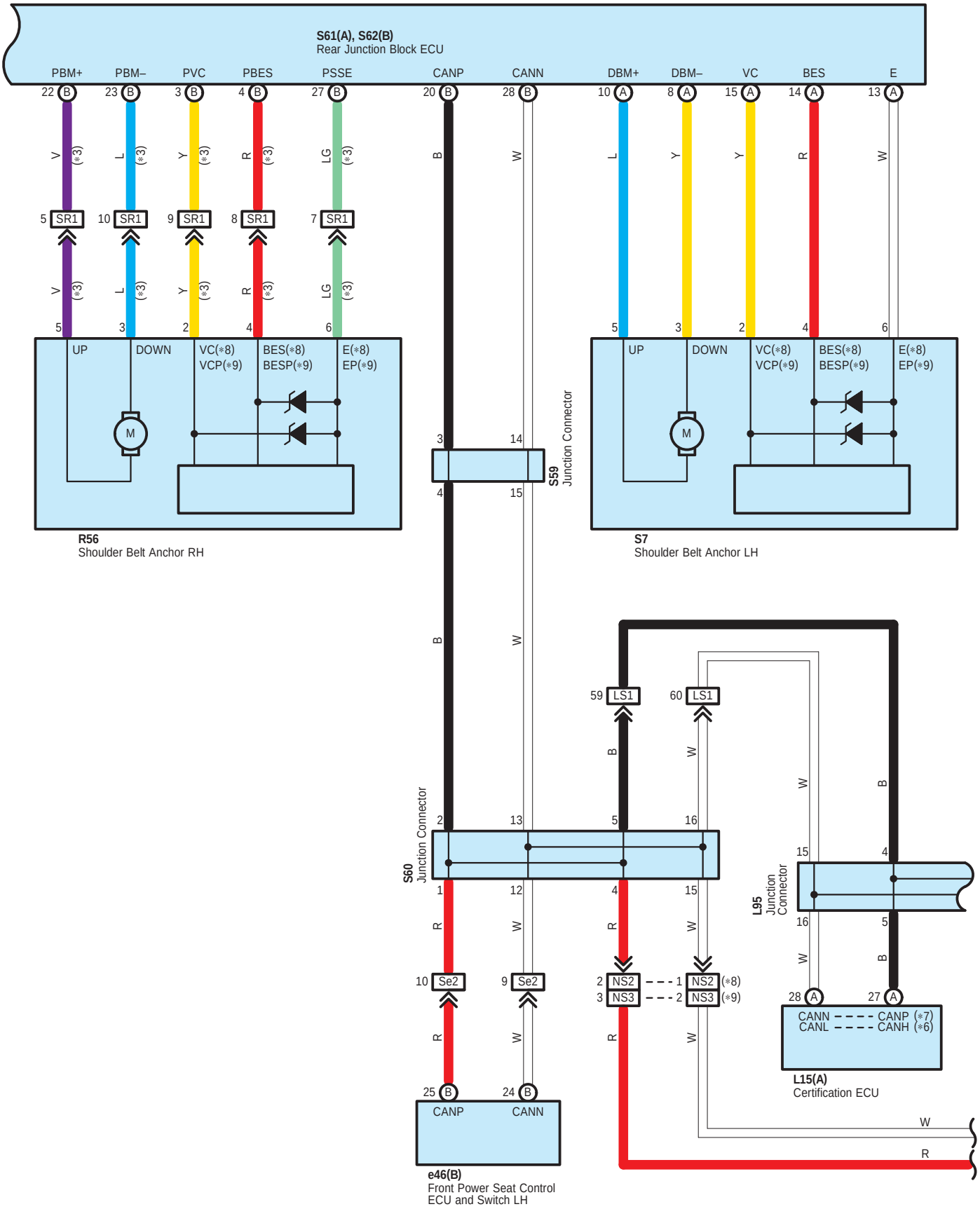
S61(A), S62(B)
Rear Junction Block ECU
PBM+
PBM–
PVC
PBES
PSSE
CANP
CANN
DBM+
DBM–
VC
BES
E
SR1
UP
DOWN
VC(∗8)
VCP(∗9)
BES(∗8)
BESP(∗9)
E(∗8)
EP(∗9)
M
R56
Shoulder Belt Anchor RH
S7
Shoulder Belt Anchor LH
S59
Junction Connector
S60
Junction Connector
LS1
Se2
NS2
NS3
(∗8)
(∗9)
L95
Junction Connector
CANN
CANP (∗7)
CANL
CANH (∗6)
L15(A)
Certification ECU
e46(B)
Front Power Seat Control
ECU and Switch LH

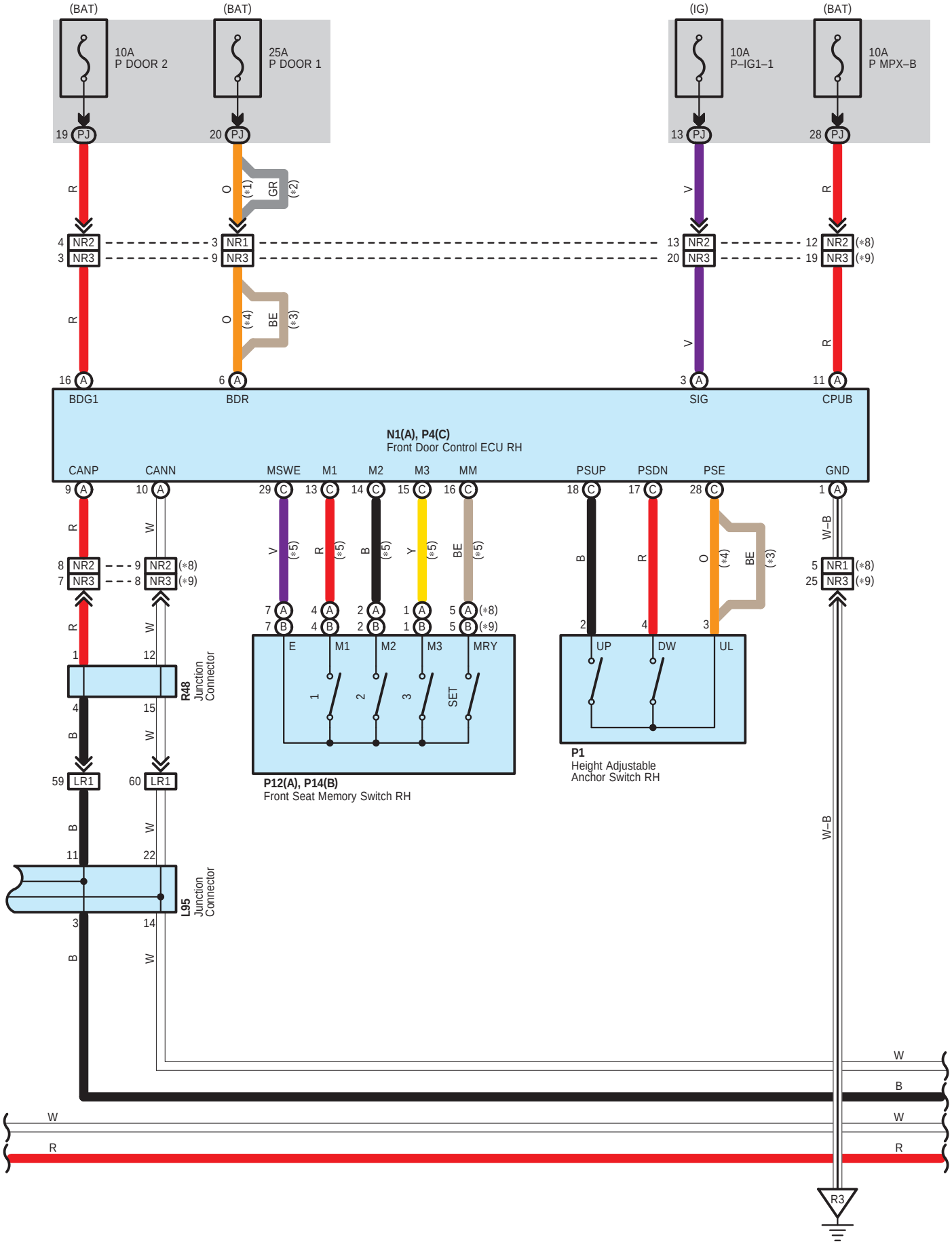
(BAT)
10A
P DOOR 2
(BAT)
25A
P DOOR 1
(IG)
10A
P–IG1–1
(BAT)
10A
P MPX–B
19 PJ
20 PJ
13 PJ
28 PJ
R
O
(*1)
GR
(*2)
V
R
4 NR2
3 NR3
3 NR1
9 NR3
13 NR2
20 NR3
12 NR2 (*8)
19 NR3 (*9)
R
O
(*4)
BE
(*3)
V
R
16 A
BDG1
6 A
BDR
3 A
SIG
11 A
CPUB
N1(A), P4(C)
Front Door Control ECU RH
CANP
CANN
MSWE
M1
M2
M3
MM
PSUP
PSDN
PSE
GND
9 A
10 A
29 C
13 C
14 C
15 C
16 C
18 C
17 C
28 C
1 A
R
W
V (*5)
R (*5)
B (*5)
Y (*5)
BE (*5)
B
R
O (*4)
BE (*3)
W–B
8 NR2
7 NR3
9 NR2 (*8)
8 NR3 (*9)
5 NR1 (*8)
25 NR3 (*9)
7 A (*8)
7 B (*9)
4 A
4 B
2 A
2 B
1 A
1 B
5 A (*8)
5 B (*9)
R
W
1
12
R48
Junction
Connector
4
15
B
W
E
M1
M2
M3
MRY
1
2
3
SET
2
4
3
UP
DW
UL
P1
Height Adjustable
Anchor Switch RH
59 LR1
60 LR1
P12(A), P14(B)
Front Seat Memory Switch RH
B
W
11
22
L95
Junction
Connector
3
14
B
W
W–B
W
B
W
W
R
R
R3

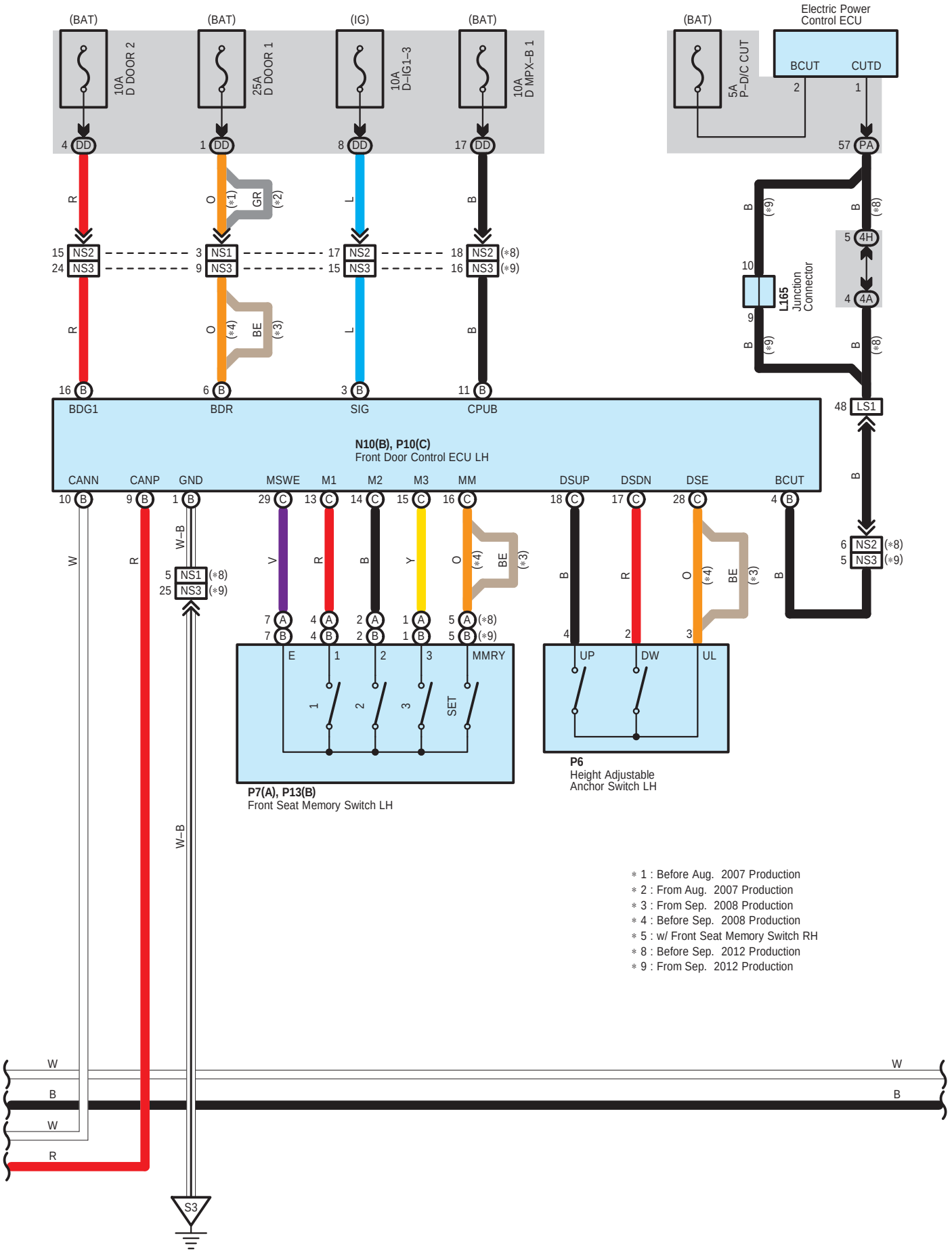

* 1 : Before Aug. 2007 Production
* 2 : From Aug. 2007 Production
* 3 : From Sep. 2008 Production
* 4 : Before Sep. 2008 Production
* 5 : w/ Front Seat Memory Switch RH
* 8 : Before Sep. 2012 Production
* 9 : From Sep. 2012 Production

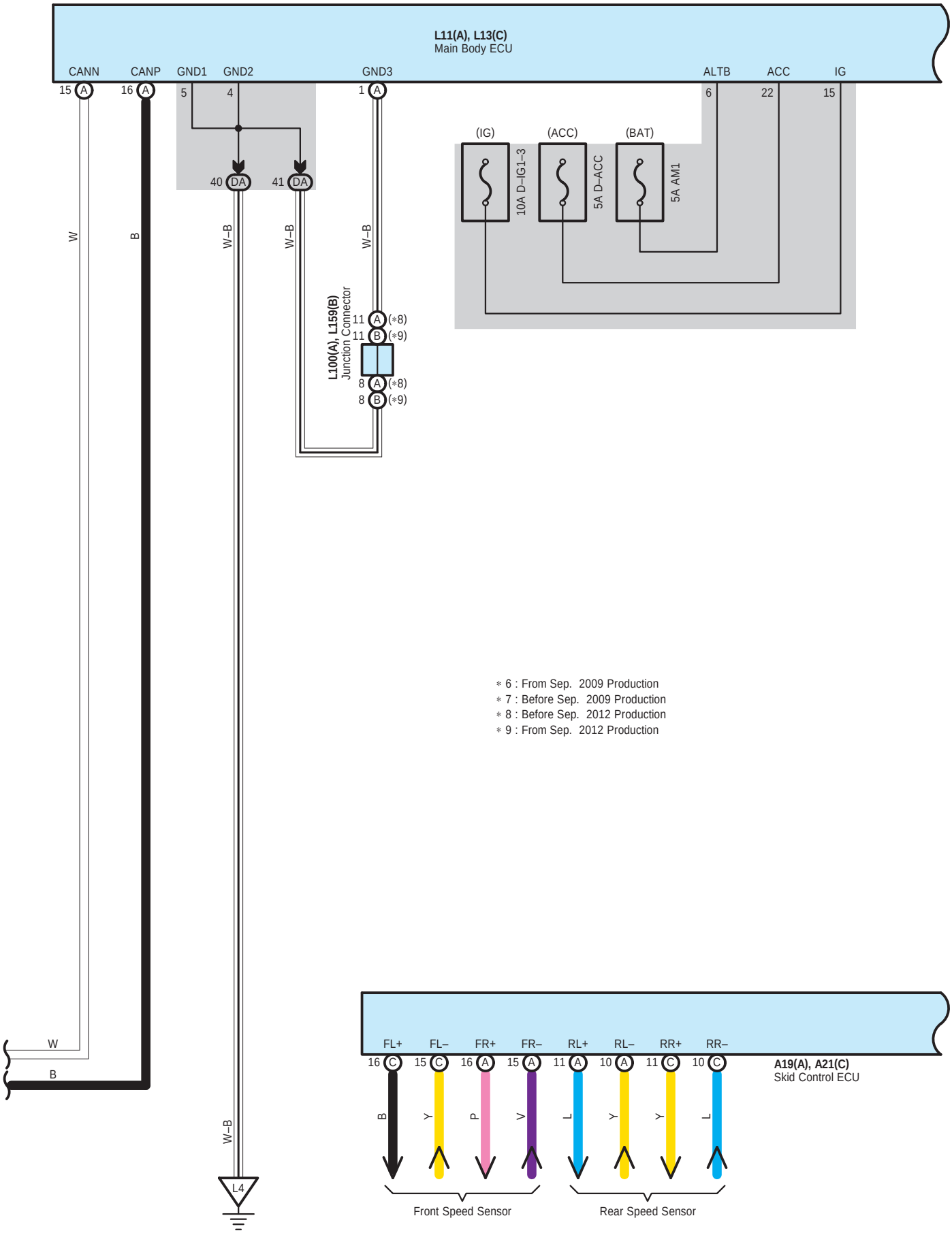

* 6 : From Sep. 2009 Production
* 7 : Before Sep. 2009 Production
* 8 : Before Sep. 2012 Production
* 9 : From Sep. 2012 Production

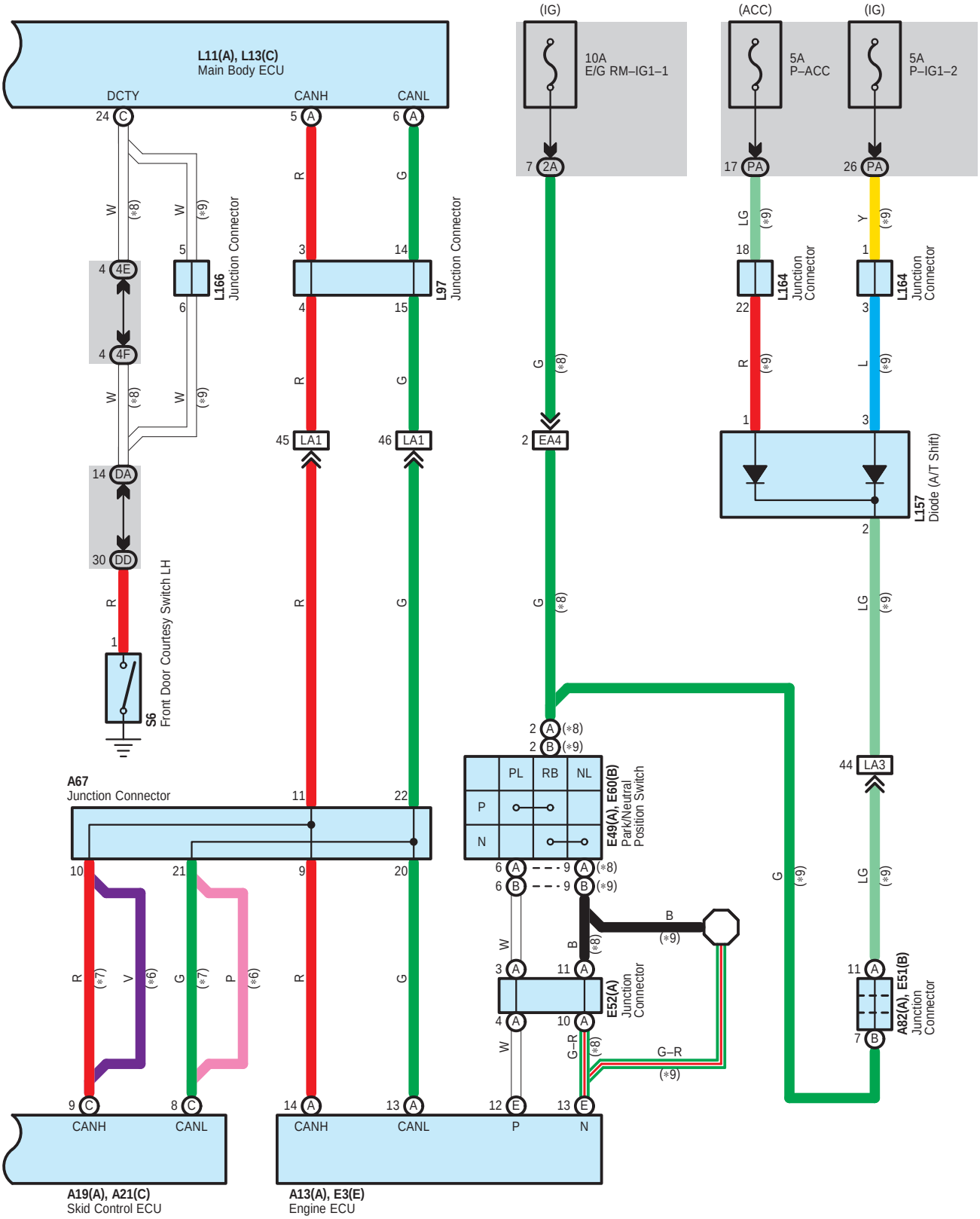
L11(A), L13(C)
Main Body ECU
DCTY
CANH
CANL
(IG)
10A
E/G RM–IG1–1
(ACC)
5A
P–ACC
(IG)
5A
P–IG1–2
L166
Junction Connector
L97
Junction Connector
L164
Junction Connector
L164
Junction Connector
L157
Diode (A/T Shift)
S6
Front Door Courtesy Switch LH
A67
Junction Connector
E49(A), E60(B)
Park/Neutral
Position Switch
PL
RB
NL
P
N
E52(A)
Junction Connector
A82(A), E51(B)
Junction Connector
A19(A), A21(C)
Skid Control ECU
A13(A), E3(E)
Engine ECU

A 13
White

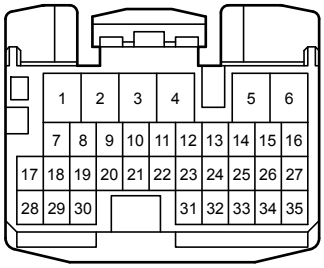

A 19
Black

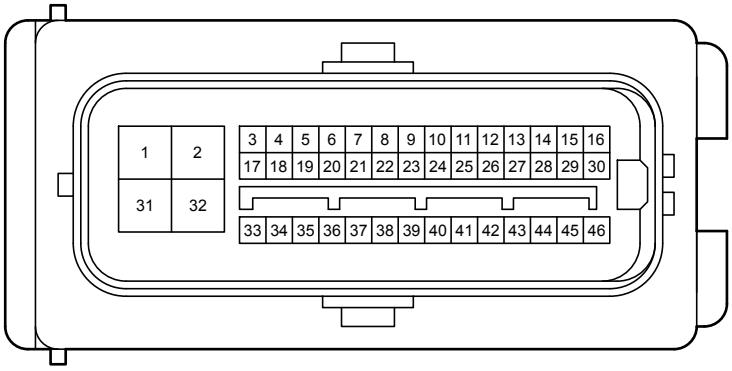

A 21
Gray

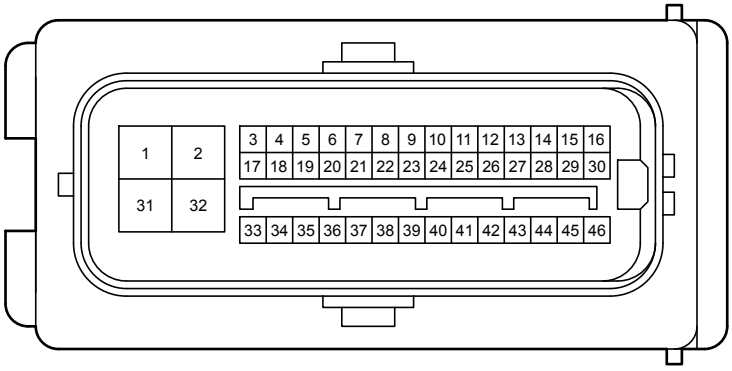

A 67
Black

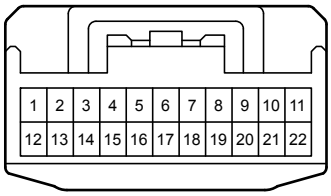

A 82
Gray

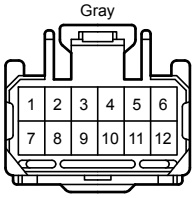

E 3
White

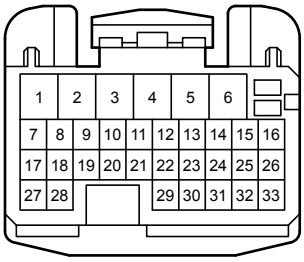

E 49
Gray

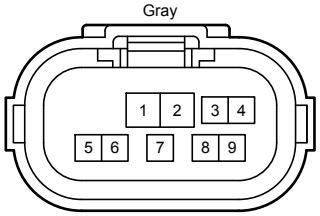

E 51
Blue



E 52
Black

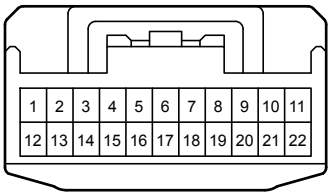

E 60
Black

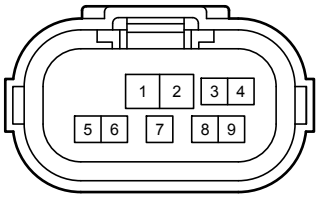

L 11
White

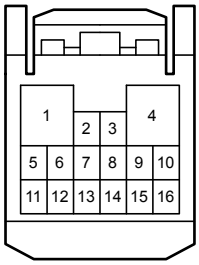

L 13
White

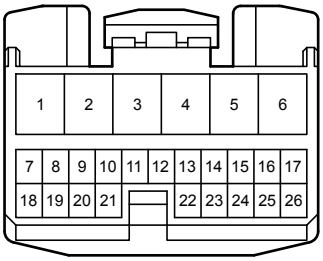

L 15
White

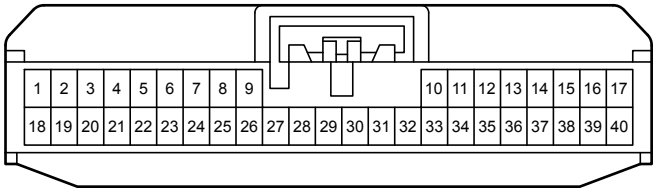

L 95
Gray

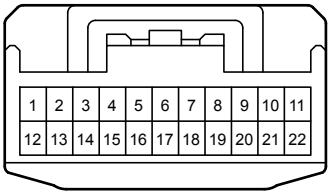

L 97
Black

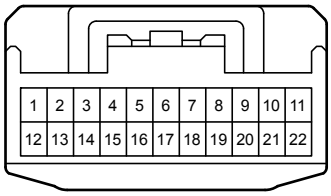

L100
Blue

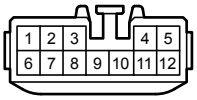

L157
White

L159
Blue

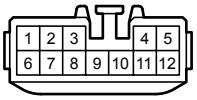

L164
Blue

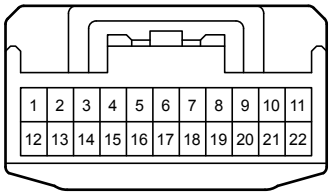

L165
Blue

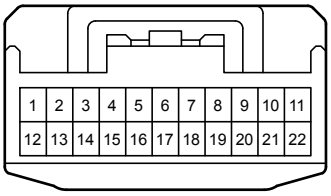

L166
White

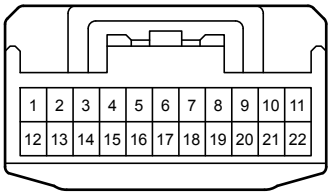

N 1
White

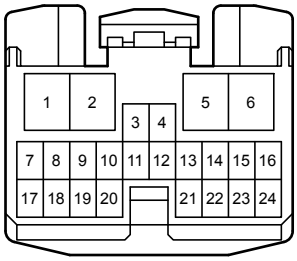

N 10
White

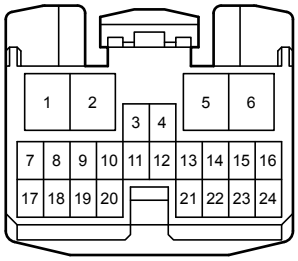

P 1
White

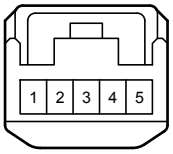

P 4
White

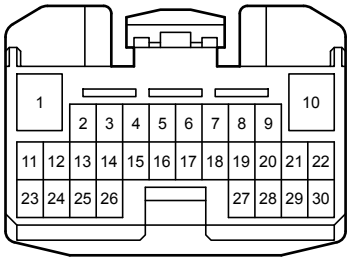

P 6
White

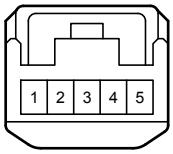

P 7
Black

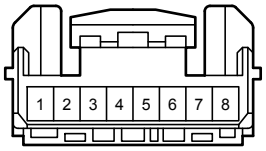

P 10
White

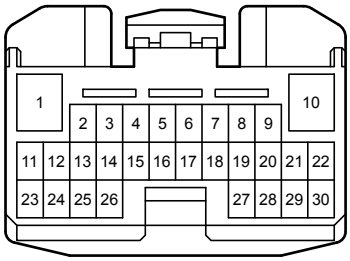

P 12
Black

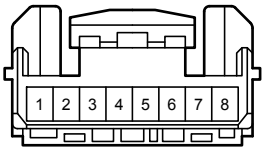

P 13
Black

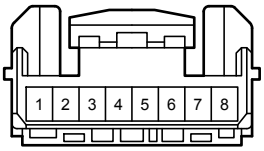

P 14
Black

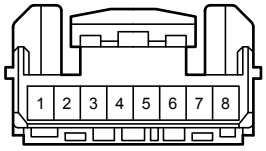

R 8
Black

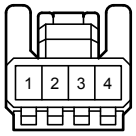

R 48
Black

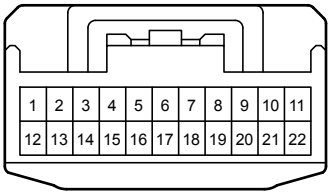

R 56
Black

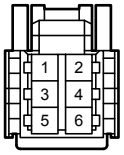

S 6
White

S 7
Black

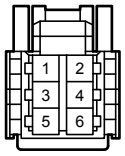

S 54
White

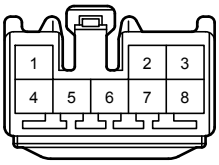

S 59
Black

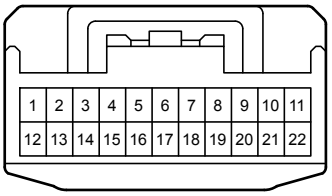

S 60
Black

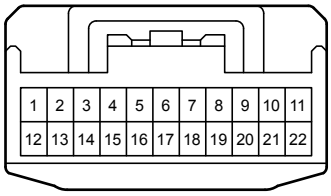

S 61
White

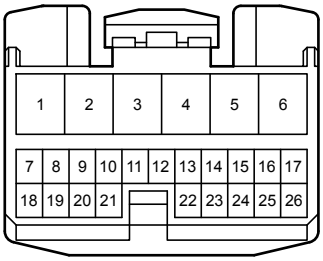

S 62
White

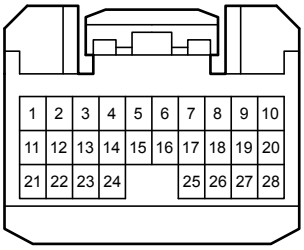

e 46
White

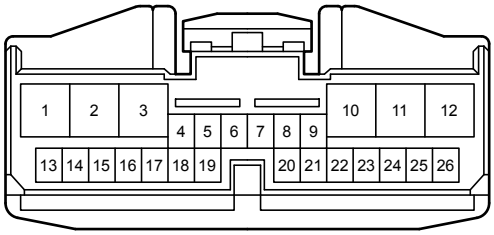

2A
Black

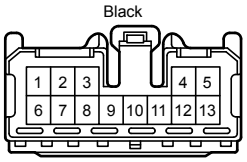

4A
White

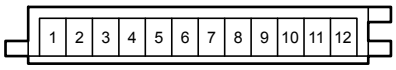

4E
White

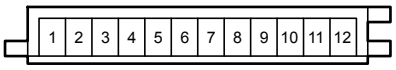

4F
Gray

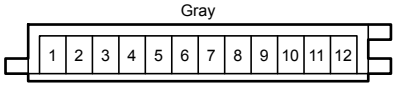

4H
Gray

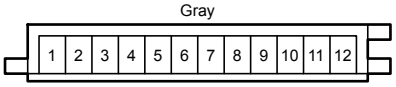

DA
White

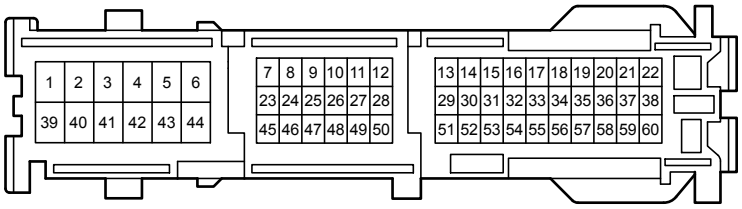

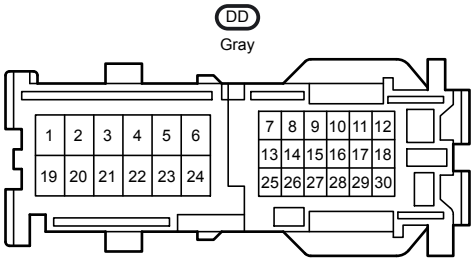
DD
Gray
1 2 3 4 5 6
19 20 21 22 23 24
7 8 9 10 11 12
13 14 15 16 17 18
25 26 27 28 29 30

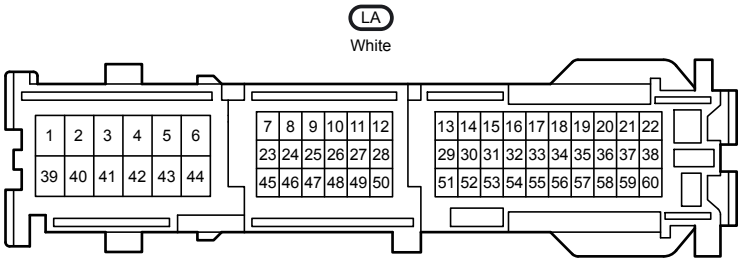
LA
White
1 2 3 4 5 6
39 40 41 42 43 44
7 8 9 10 11 12
23 24 25 26 27 28
45 46 47 48 49 50
13 14 15 16 17 18 19 20 21 22
29 30 31 32 33 34 35 36 37 38
51 52 53 54 55 56 57 58 59 60

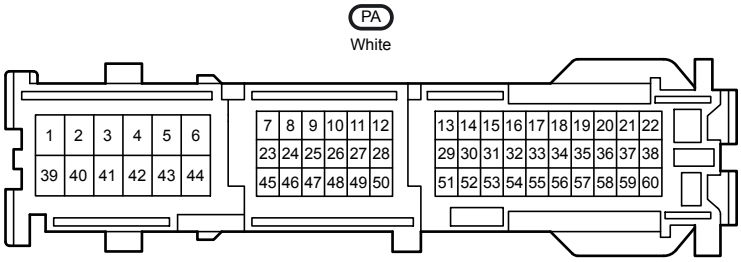
PA
White
1 2 3 4 5 6
39 40 41 42 43 44
7 8 9 10 11 12
23 24 25 26 27 28
45 46 47 48 49 50
13 14 15 16 17 18 19 20 21 22
29 30 31 32 33 34 35 36 37 38
51 52 53 54 55 56 57 58 59 60

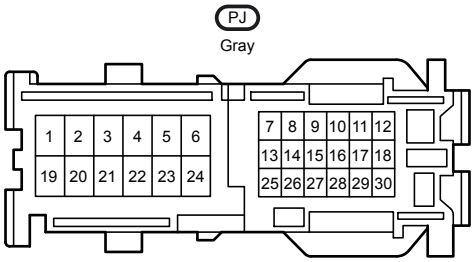
PJ
Gray
1 2 3 4 5 6
19 20 21 22 23 24
7 8 9 10 11 12
13 14 15 16 17 18
25 26 27 28 29 30

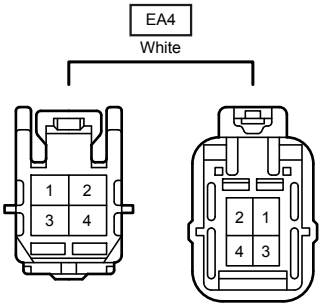
EA4
White
1 2
3 4
2 1
4 3

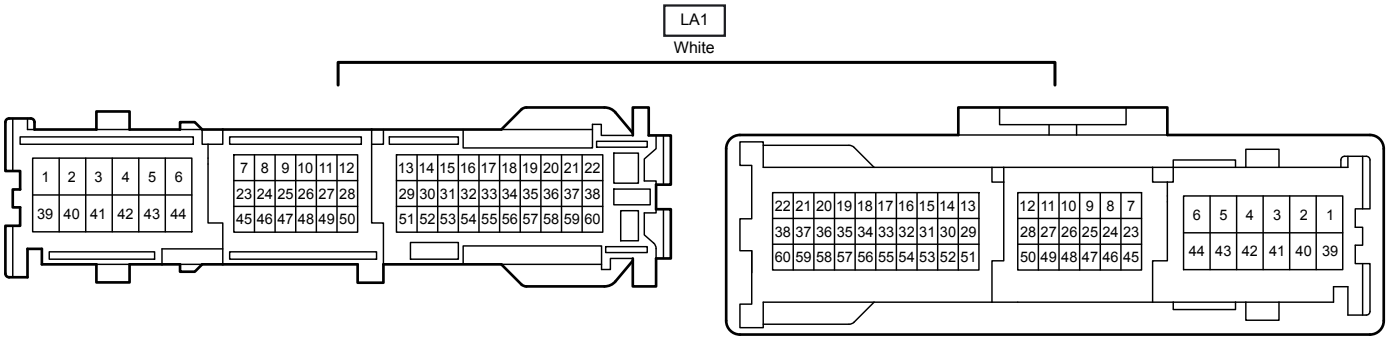
LA1
White
1 2 3 4 5 6
39 40 41 42 43 44
7 8 9 10 11 12
23 24 25 26 27 28
45 46 47 48 49 50
13 14 15 16 17 18 19 20 21 22
29 30 31 32 33 34 35 36 37 38
51 52 53 54 55 56 57 58 59 60
22 21 20 19 18 17 16 15 14 13
38 37 36 35 34 33 32 31 30 29
60 59 58 57 56 55 54 53 52 51
12 11 10 9 8 7
28 27 26 25 24 23
50 49 48 47 46 45
6 5 4 3 2 1
44 43 42 41 40 39

LA3
White

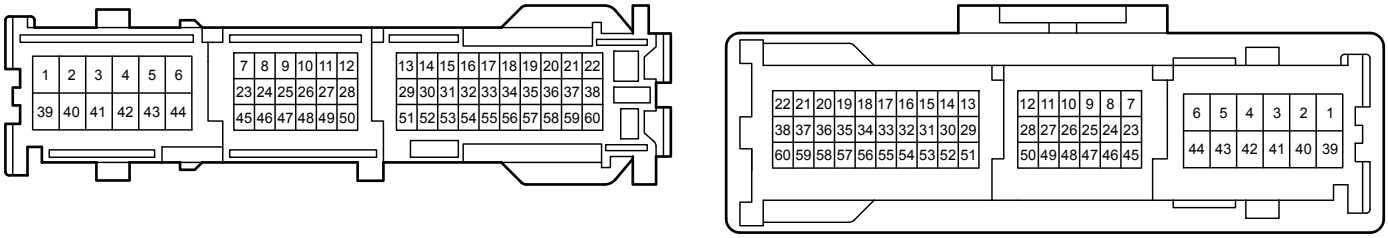

LR1
White

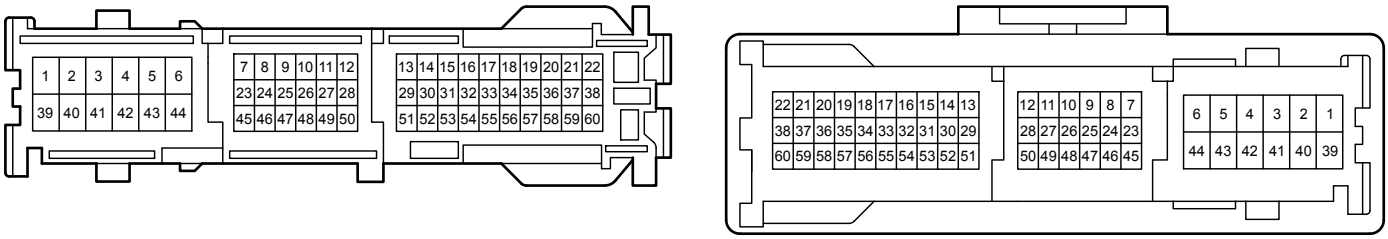

LS1
White

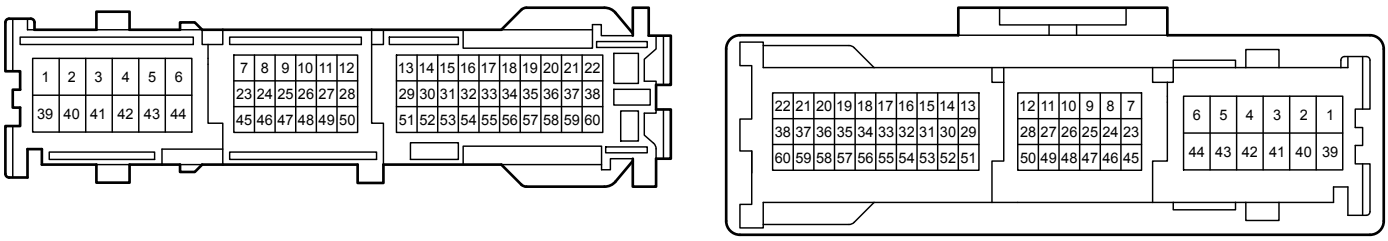

NR1
White

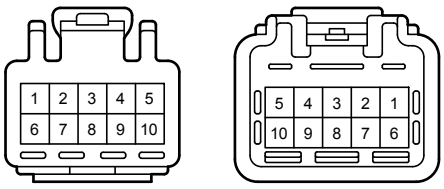

NR2
White

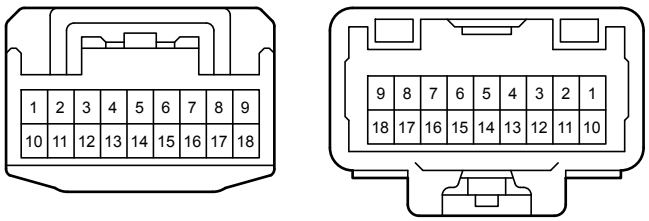

NR3
White

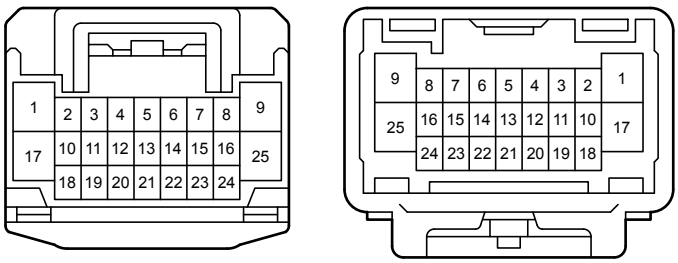

NS1
White

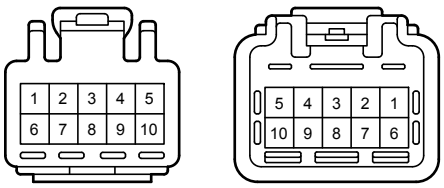

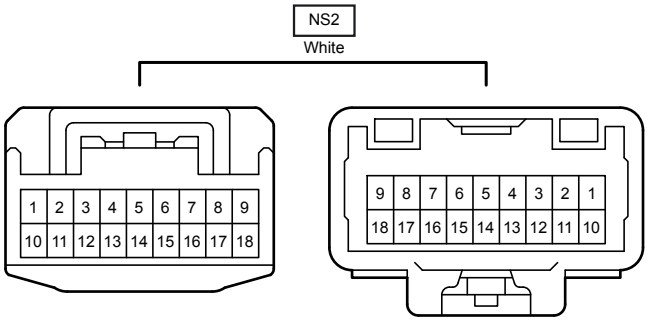
NS2
White
1 2 3 4 5 6 7 8 9
10 11 12 13 14 15 16 17 18
9 8 7 6 5 4 3 2 1
18 17 16 15 14 13 12 11 10

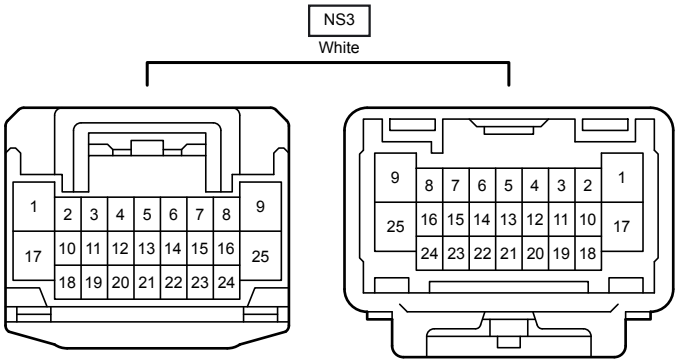
NS3
White
1 2 3 4 5 6 7 8 9
17 10 11 12 13 14 15 16 25
18 19 20 21 22 23 24
9 8 7 6 5 4 3 2 1
25 16 15 14 13 12 11 10 17
24 23 22 21 20 19 18

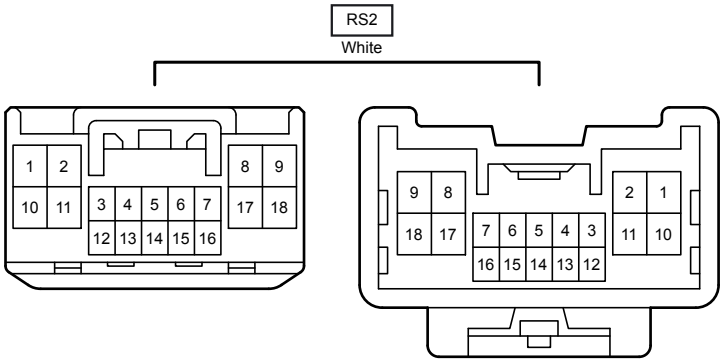
RS2
White
1 2 8 9
10 11 3 4 5 6 7 17 18
12 13 14 15 16
9 8 2 1
18 17 7 6 5 4 3 11 10
16 15 14 13 12

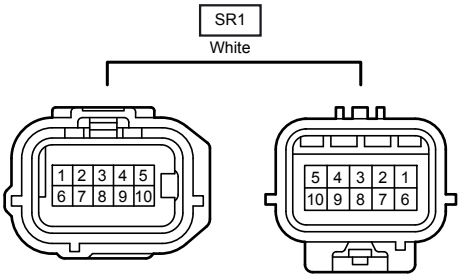
SR1
White
1 2 3 4 5
6 7 8 9 10
5 4 3 2 1
10 9 8 7 6

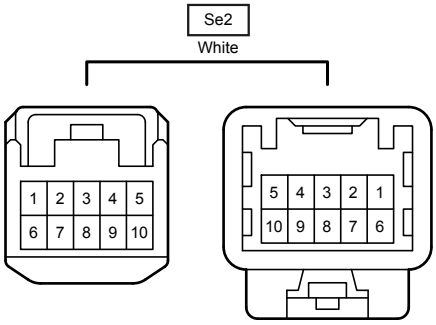
Se2
White
1 2 3 4 5
6 7 8 9 10
5 4 3 2 1
10 9 8 7 6