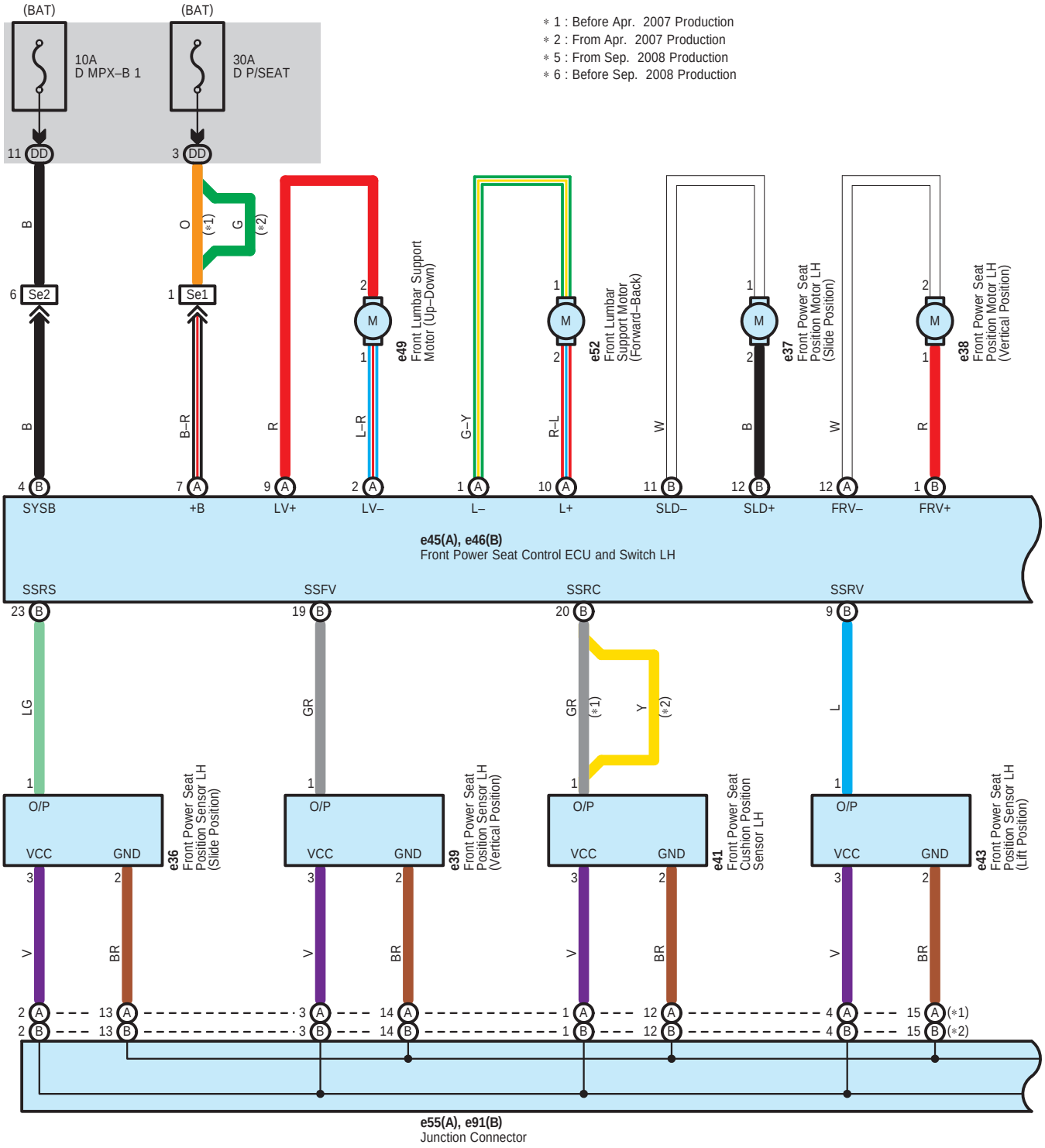
(BAT)
(BAT)
10A
D MPX–B 1
30A
D P/SEAT
∗1 : Before Apr. 2007 Production
∗2 : From Apr. 2007 Production
∗5 : From Sep. 2008 Production
∗6 : Before Sep. 2008 Production
11 DD
3 DD
6 Se2
1 Se1
e49
Front Lumbar Support Motor (Up–Down)
e52
Front Lumbar Support Motor (Forward–Back)
e37
Front Power Seat Position Motor LH (Slide Position)
e38
Front Power Seat Position Motor LH (Vertical Position)
4 B SYSB
7 A +B
9 A LV+
2 A LV–
1 A L–
10 A L+
11 B SLD–
12 B SLD+
12 A FRV–
1 B FRV+
e45(A), e46(B)
Front Power Seat Control ECU and Switch LH
SSRS
SSFV
SSRC
SSRV
23 B
19 B
20 B
9 B
e36
Front Power Seat Position Sensor LH (Slide Position)
e39
Front Power Seat Position Sensor LH (Vertical Position)
e41
Front Power Seat Cushion Position Sensor LH
e43
Front Power Seat Position Sensor LH (Lift Position)
O/P
VCC
GND
e55(A), e91(B)
Junction Connector

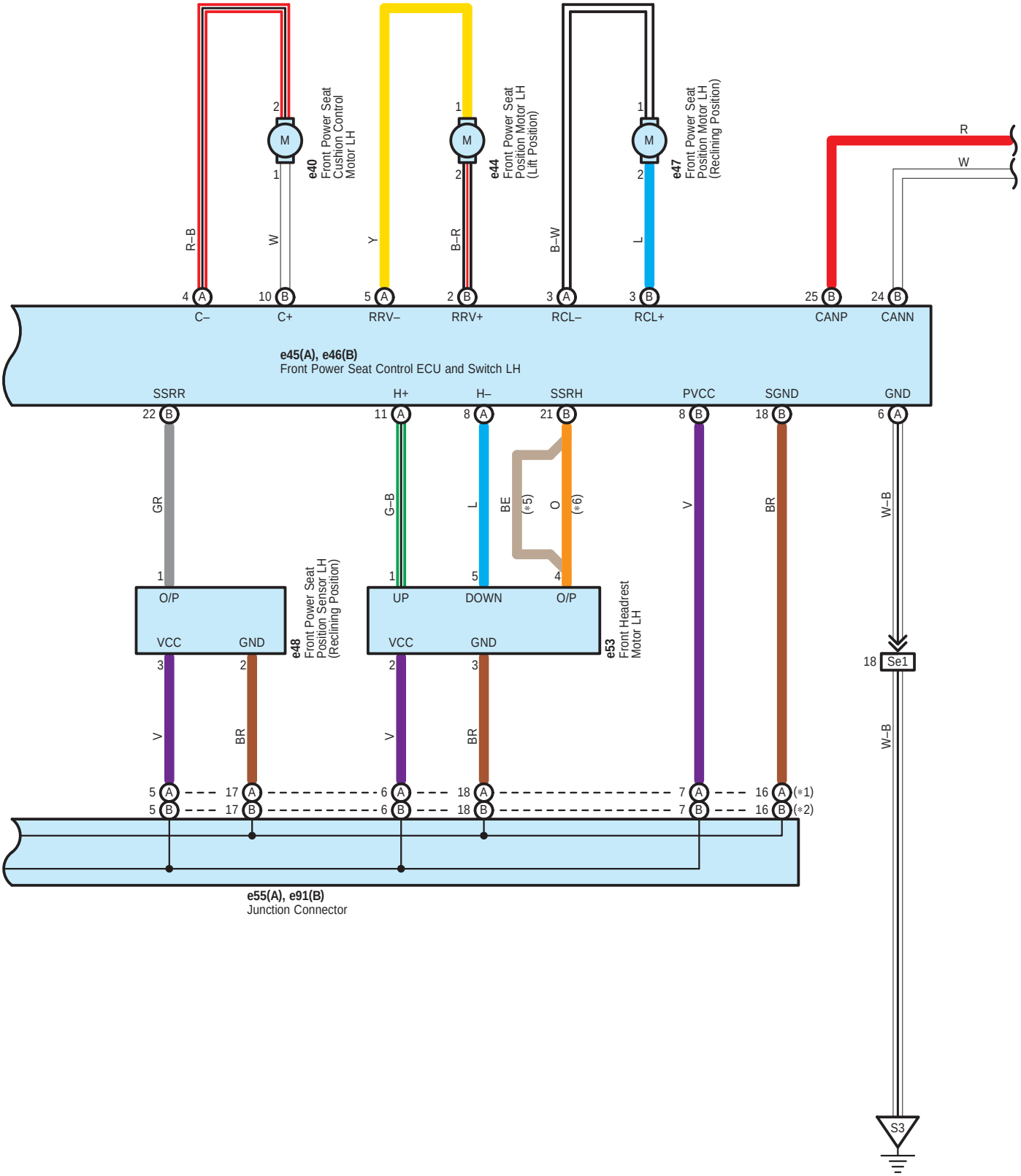
e40
Front Power Seat
Cushion Control
Motor LH
e44
Front Power Seat
Position Motor LH
(Lift Position)
e47
Front Power Seat
Position Motor LH
(Reclining Position)
R–B
W
Y
B–R
B–W
L
R
W
4 A C–
10 B C+
5 A RRV–
2 B RRV+
3 A RCL–
3 B RCL+
25 B CANP
24 B CANN
e45(A), e46(B)
Front Power Seat Control ECU and Switch LH
SSRR
H+
H–
SSRH
PVCC
SGND
GND
22 B
11 A
8 A
21 B
8 B
18 B
6 A
GR
G–B
L
BE
(*5)
O
(*6)
V
BR
W–B
O/P
VCC
GND
e48
Front Power Seat
Position Sensor LH
(Reclining Position)
UP
DOWN
O/P
VCC
GND
e53
Front Headrest
Motor LH
18 Se1
W–B
5 A
5 B
17 A
17 B
6 A
6 B
18 A
18 B
7 A
7 B
16 A (*1)
16 B (*2)
e55(A), e91(B)
Junction Connector
S3

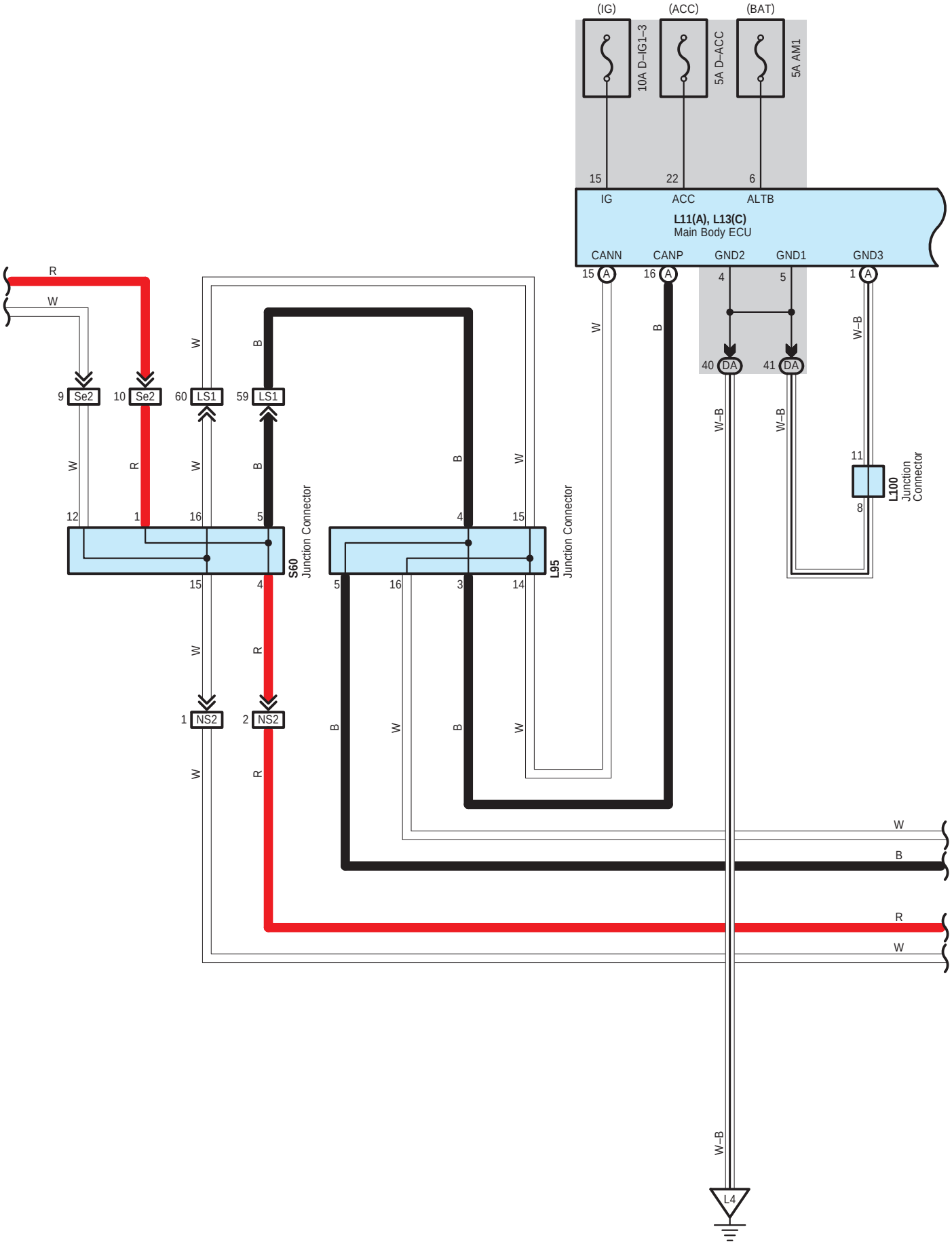
(IG)
(ACC)
(BAT)
10A D–IG1–3
5A D–ACC
5A AM1
15
22
6
IG
ACC
ALTB
L11(A), L13(C)
Main Body ECU
CANN
CANP
GND2
GND1
GND3
15 A
16 A
4
5
1 A
40 DA
41 DA
W–B
W
B
R
9 Se2
10 Se2
60 LS1
59 LS1
12
1
16
5
4
15
S60
Junction Connector
L95
Junction Connector
11
8
L100
Junction
Connector
15
4
5
16
3
14
1 NS2
2 NS2
L4

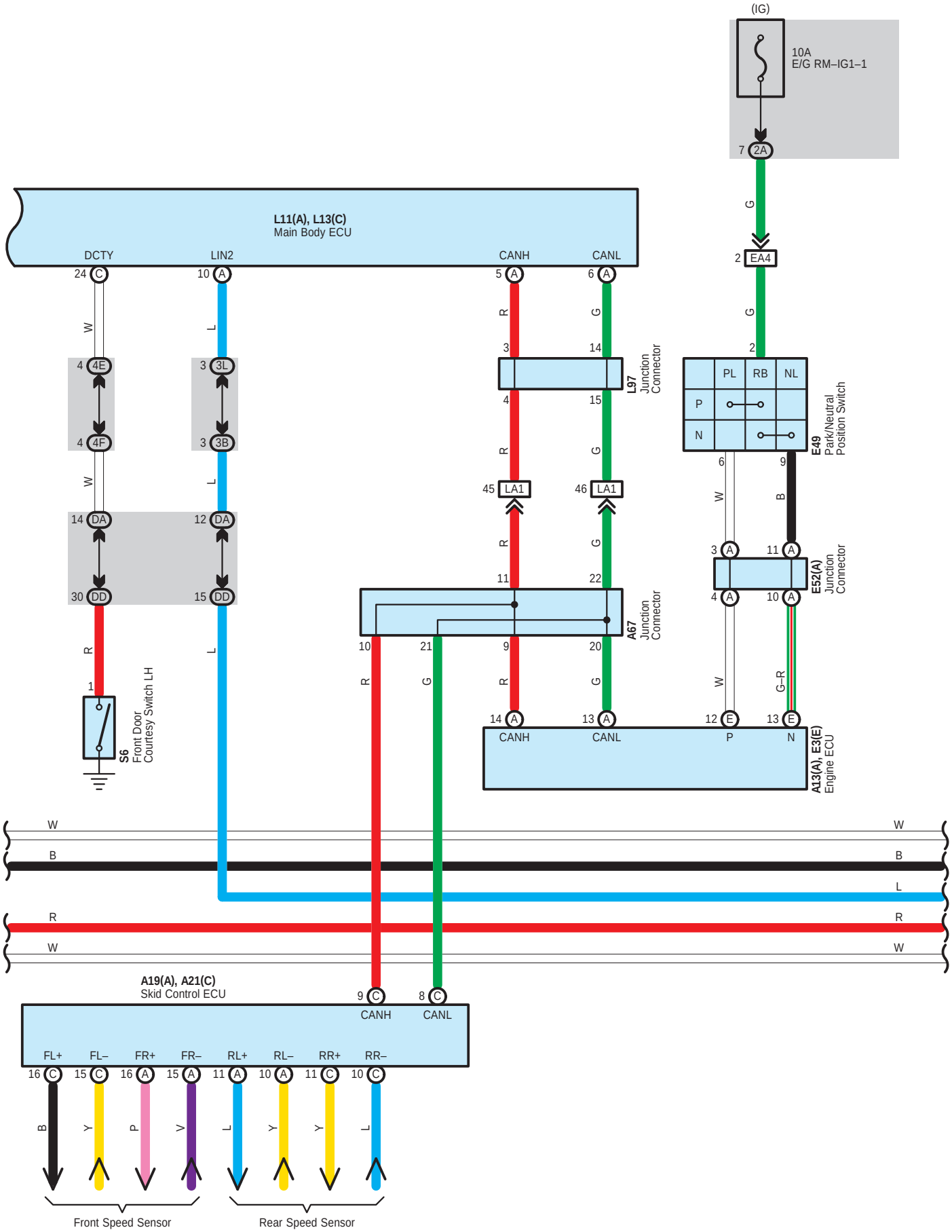
(IG)
10A
E/G RM–IG1–1
7 2A
G
2 EA4
G
2
L11(A), L13(C)
Main Body ECU
DCTY
LIN2
CANH
CANL
24 C
10 A
5 A
6 A
W
L
R
G
3
14
L97
Junction
Connector
4 4E
3 3L
4
15
4 4F
3 3B
PL
RB
NL
P
N
E49
Park/Neutral
Position Switch
6
9
W
B
45 LA1
46 LA1
14 DA
12 DA
3 A
11 A
E52(A)
Junction
Connector
30 DD
15 DD
11
22
4 A
10 A
A67
Junction
Connector
10
21
9
20
1
S6
Front Door
Courtesy Switch LH
G–R
14 A
13 A
12 E
13 E
CANH
CANL
P
N
A13(A), E3(E)
Engine ECU
A19(A), A21(C)
Skid Control ECU
9 C
8 C
CANH
CANL
FL+
FL–
FR+
FR–
RL+
RL–
RR+
RR–
16 C
15 C
16 A
15 A
11 A
10 A
11 C
10 C
B
Y
P
V
L
Y
Y
L
Front Speed Sensor
Rear Speed Sensor

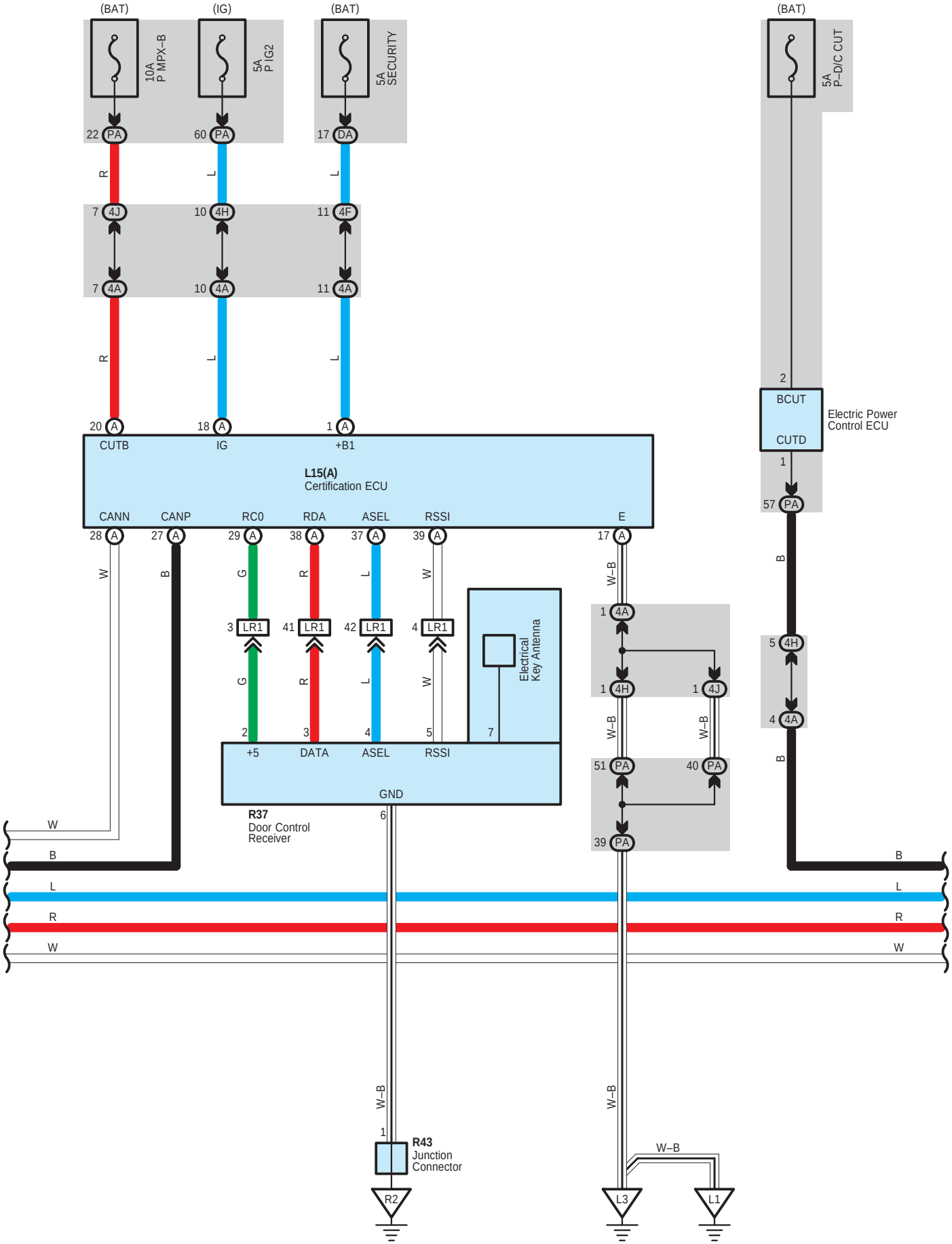
(BAT)
10A
P MPX–B
(IG)
5A
P IG2
(BAT)
5A
SECURITY
(BAT)
5A
P–D/C CUT
22 PA
60 PA
17 DA
R
L
L
7 4J
10 4H
11 4F
7 4A
10 4A
11 4A
R
L
L
20 A
18 A
1 A
CUTB
IG
+B1
L15(A)
Certification ECU
CANN
CANP
RC0
RDA
ASEL
RSSI
E
28 A
27 A
29 A
38 A
37 A
39 A
17 A
W
B
G
R
L
W
W–B
3 LR1
41 LR1
42 LR1
4 LR1
G
R
L
W
2
3
4
5
+5
DATA
ASEL
RSSI
GND
7
Electrical
Key Antenna
R37
Door Control
Receiver
6
1 4A
1 4H
1 4J
W–B
W–B
51 PA
40 PA
39 PA
2
BCUT
CUTD
Electric Power
Control ECU
1
57 PA
B
5 4H
4 4A
B
W
B
L
R
W
B
L
R
W
W–B
1
R43
Junction
Connector
R2
W–B
W–B
L3
L1

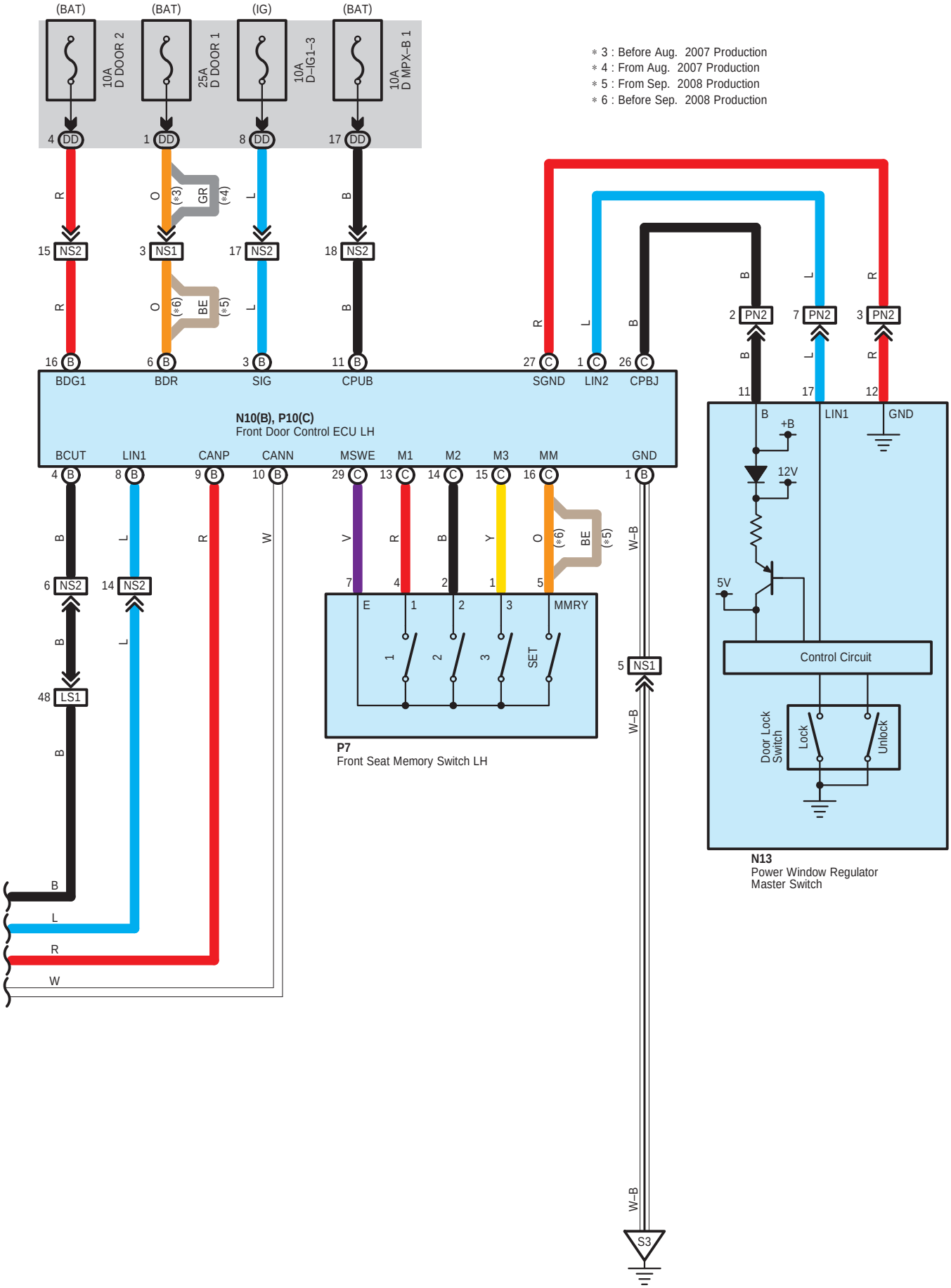
(BAT)
(BAT)
(IG)
(BAT)
10A D DOOR 2
25A D DOOR 1
10A D–IG1–3
10A D MPX–B 1
∗ 3 : Before Aug. 2007 Production
∗ 4 : From Aug. 2007 Production
∗ 5 : From Sep. 2008 Production
∗ 6 : Before Sep. 2008 Production
N10(B), P10(C)
Front Door Control ECU LH
BDG1
BDR
SIG
CPUB
SGND
LIN2
CPBJ
BCUT
LIN1
CANP
CANN
MSWE
M1
M2
M3
MM
GND
P7
Front Seat Memory Switch LH
MMRY
SET
N13
Power Window Regulator Master Switch
+B
12V
5V
Control Circuit
Door Lock Switch
Lock
Unlock
S3

A 13
White

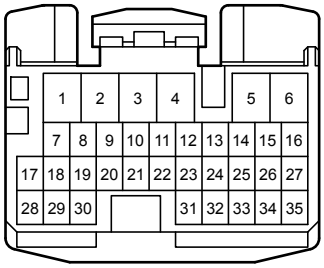

A 19
Black

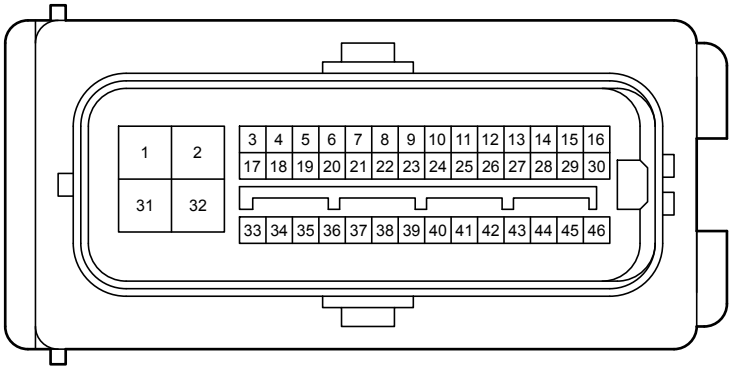

A 21
Gray

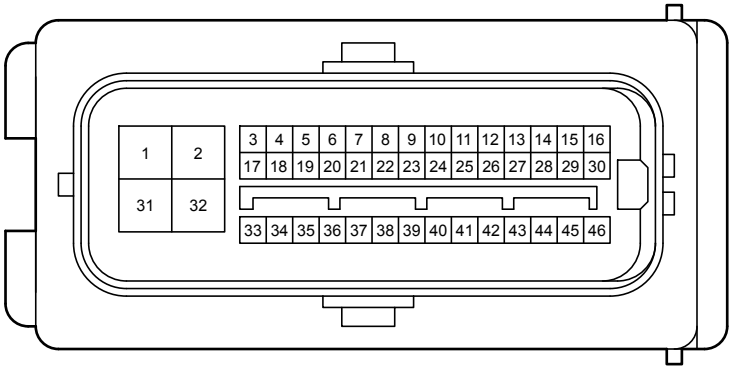

A 67
Black

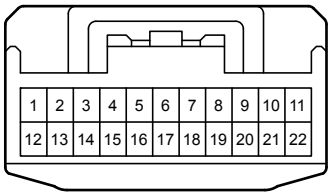

E 3
White



E 49
Gray

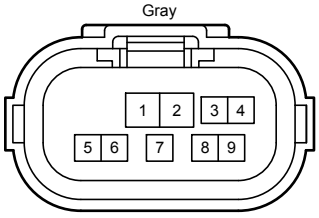

E 52
Black

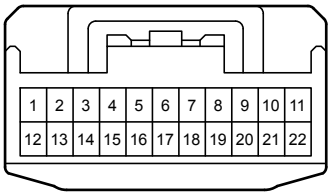

L 11
White

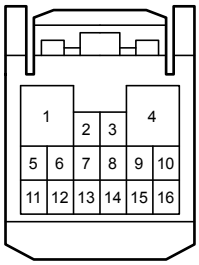

L 13
White

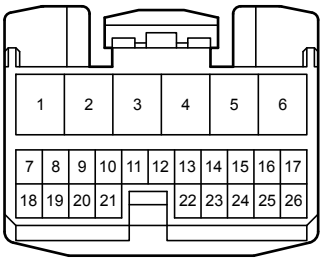

L 15
White

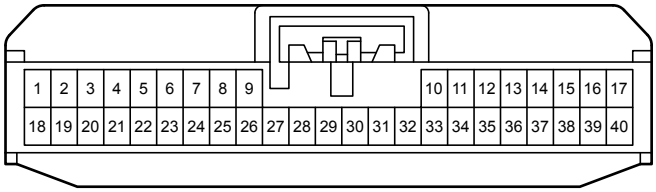

L 95
Gray

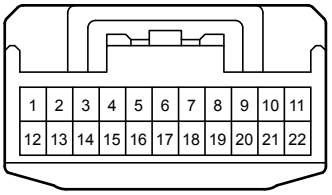

L 97
Black

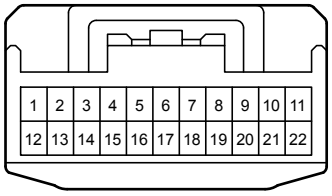

L100
Blue

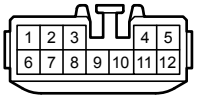

N 10
White

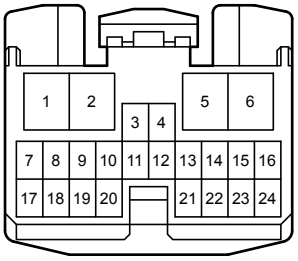

N 13
White

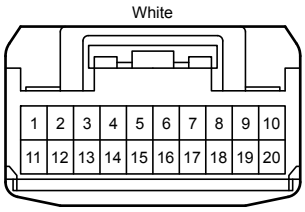

P 7
Black

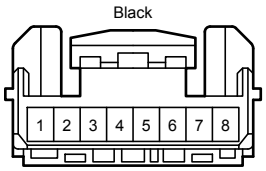

P 10
White

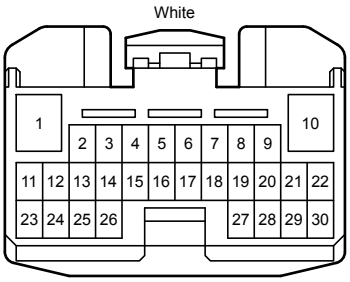

R 37
White

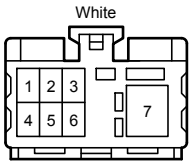

R 43
White

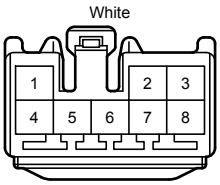

S 6
White

S 60
Black

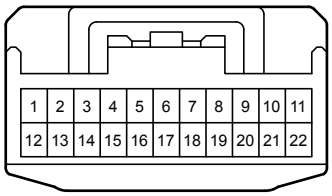

e 36
White



e 37
White

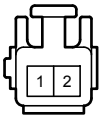

e 38
Orange

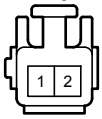

e 39
White



e 40
Blue

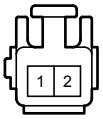

e 41
White



e 43
White



e 44
Blue

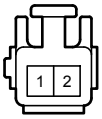

e 45
White

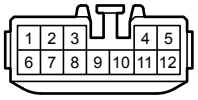

e 46
White

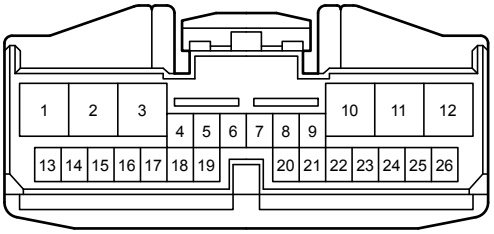

e 47
Orange

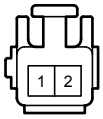

e 48
White



e 49
White

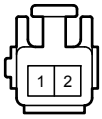

e 52
Orange



e 53
White

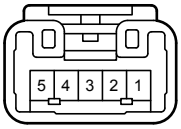

e 55
White

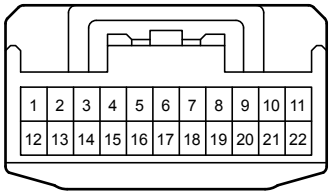

e 91
Gray

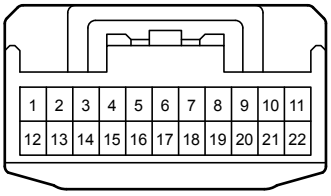

2A
Black

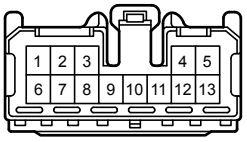

3B
Gray

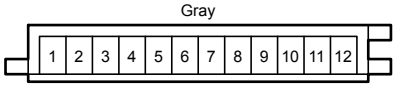

3L
Gray

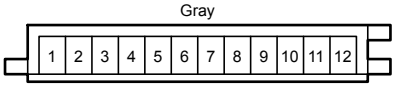

4A
White

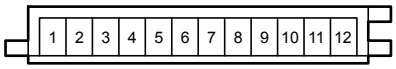

4E
White

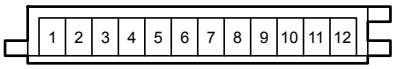

4F
Gray

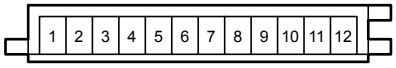

4H
Gray

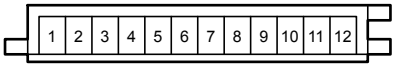

4J
Gray

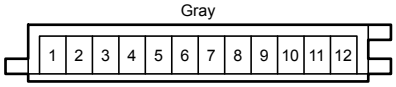

DA
White

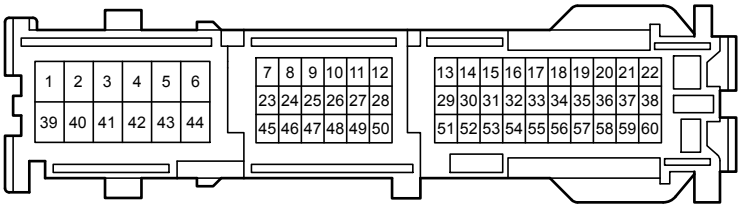

DD
Gray

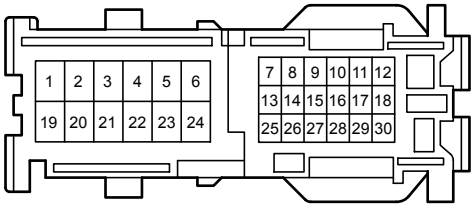

PA
White

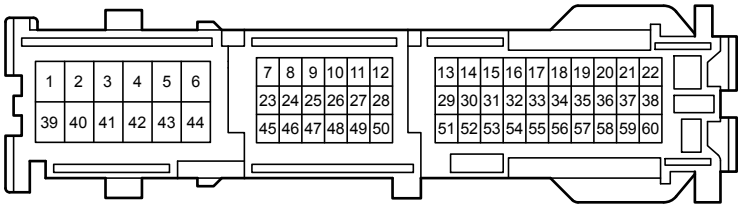

EA4
White

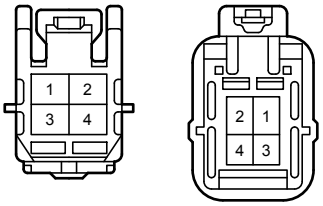

LA1
White

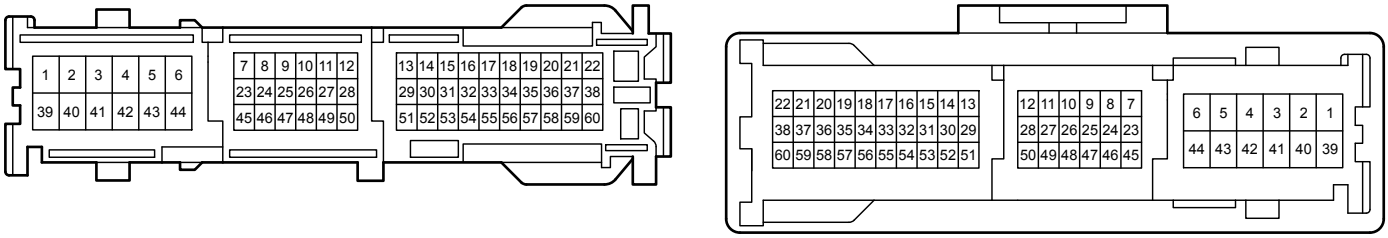

LR1
White

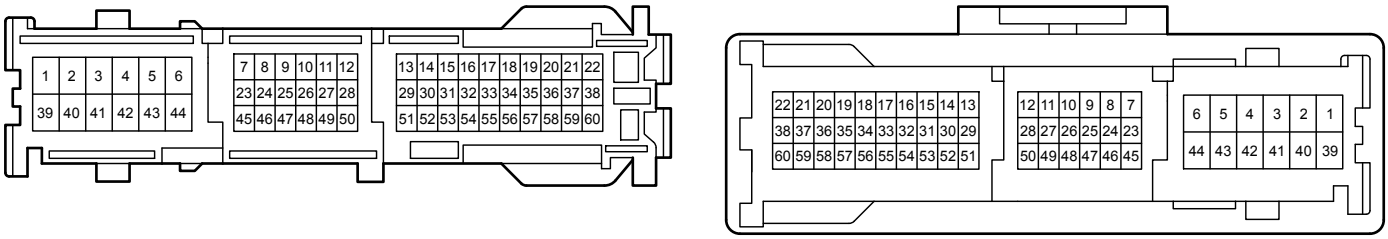

LS1
White

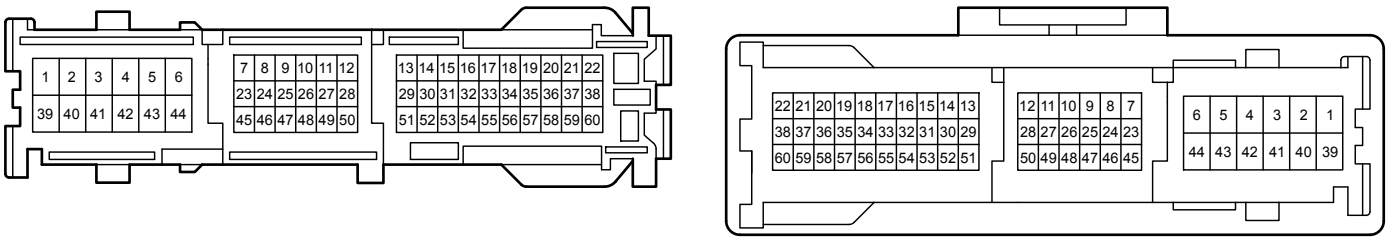

NS1
White

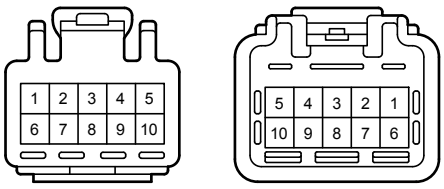

NS2
White

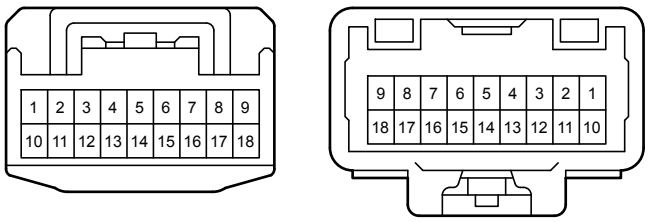

PN2
White

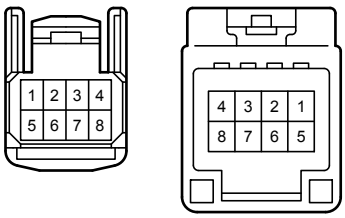

Se1
White

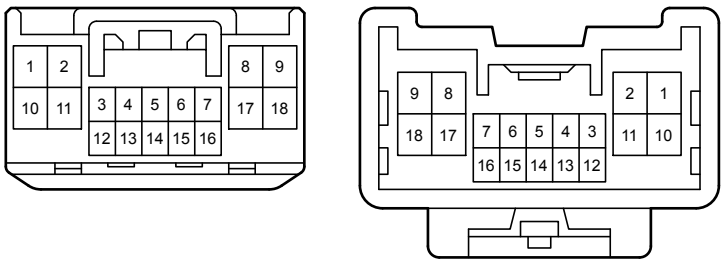

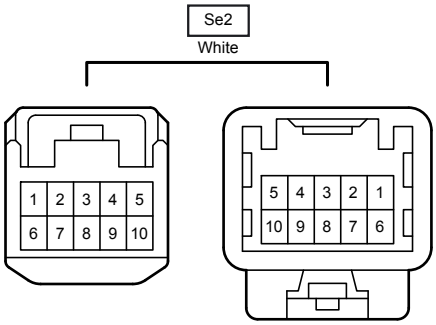
Se2
White
1 2 3 4 5
6 7 8 9 10
5 4 3 2 1
10 9 8 7 6