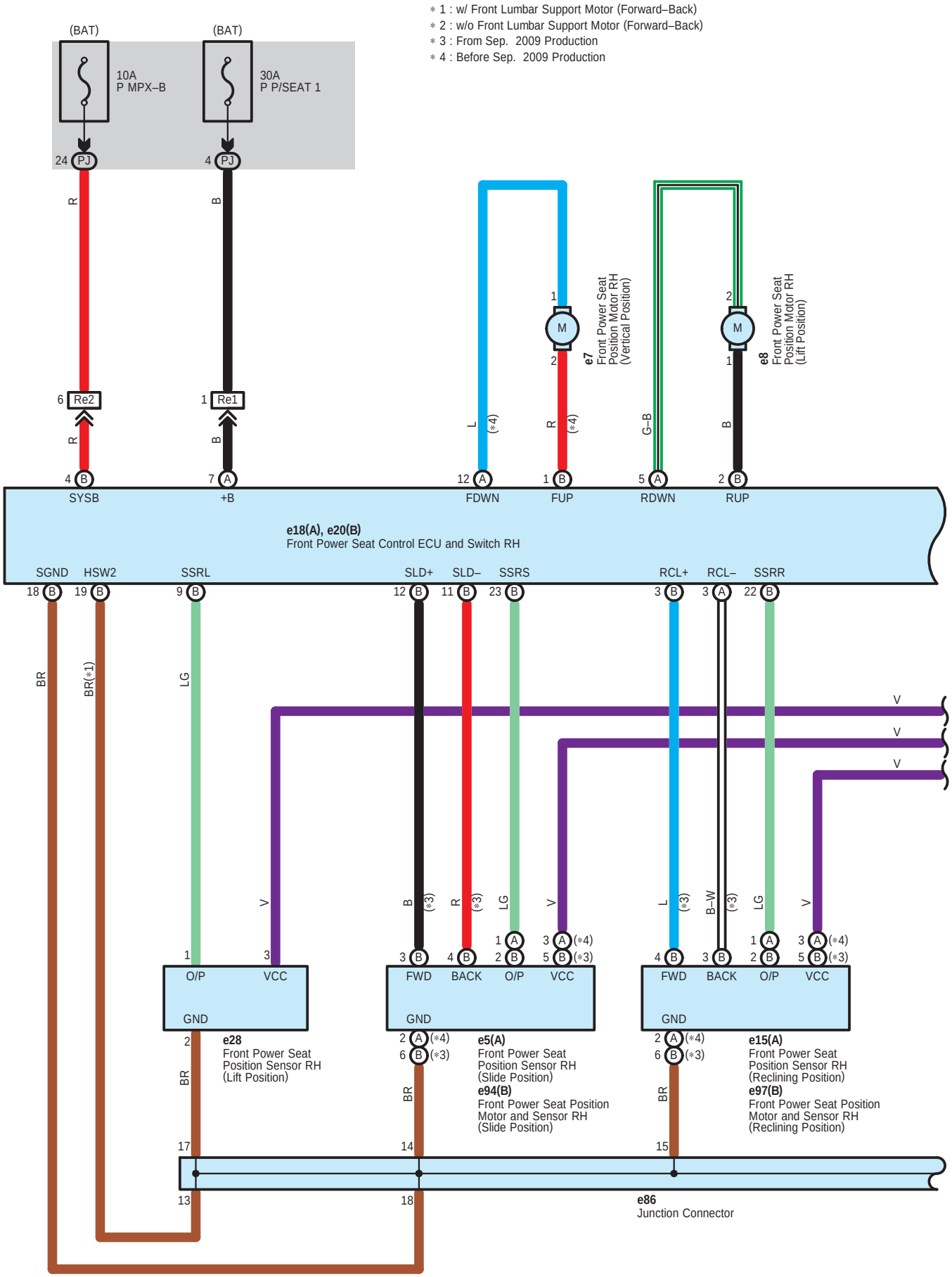
* 1 : w/ Front Lumbar Support Motor (Forward–Back)
* 2 : w/o Front Lumbar Support Motor (Forward–Back)
* 3 : From Sep. 2009 Production
* 4 : Before Sep. 2009 Production
(BAT)
10A
P MPX–B
(BAT)
30A
P P/SEAT 1
24 PJ
4 PJ
6 Re2
1 Re1
4 B SYSB
7 A +B
12 A FDWN
1 B FUP
5 A RDWN
2 B RUP
e7
Front Power Seat Position Motor RH (Vertical Position)
e8
Front Power Seat Position Motor RH (Lift Position)
e18(A), e20(B)
Front Power Seat Control ECU and Switch RH
SGND
HSW2
SSRL
SLD+
SLD–
SSRS
RCL+
RCL–
SSRR
O/P
VCC
GND
FWD
BACK
e28
Front Power Seat Position Sensor RH (Lift Position)
e5(A)
Front Power Seat Position Sensor RH (Slide Position)
e94(B)
Front Power Seat Position Motor and Sensor RH (Slide Position)
e15(A)
Front Power Seat Position Sensor RH (Reclining Position)
e97(B)
Front Power Seat Position Motor and Sensor RH (Reclining Position)
e86
Junction Connector

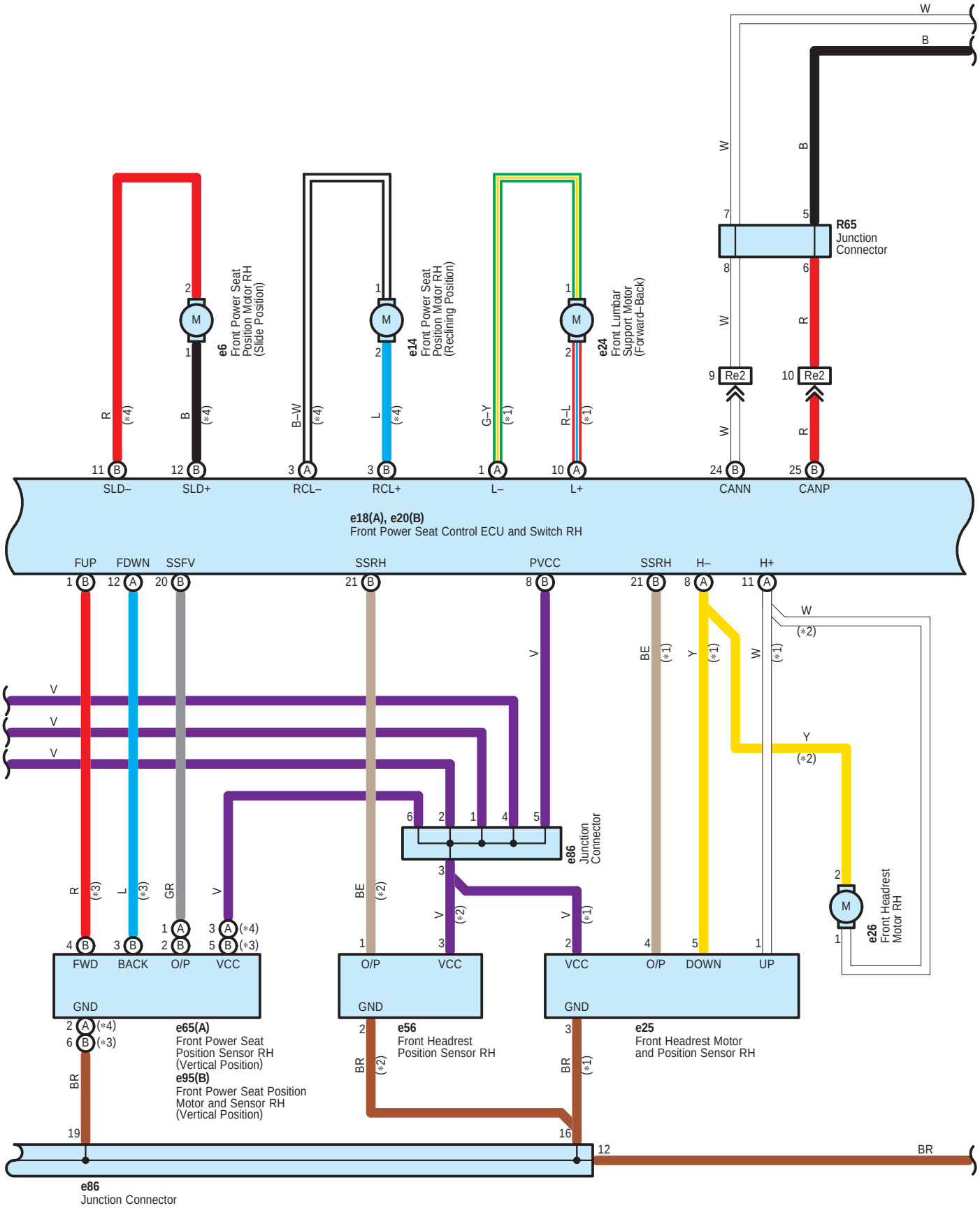
e6
Front Power Seat
Position Motor RH
(Slide Position)
e14
Front Power Seat
Position Motor RH
(Reclining Position)
e24
Front Lumbar
Support Motor
(Forward–Back)
R65
Junction
Connector
Re2
SLD–
SLD+
RCL–
RCL+
L–
L+
CANN
CANP
e18(A), e20(B)
Front Power Seat Control ECU and Switch RH
FUP
FDWN
SSFV
SSRH
PVCC
SSRH
H–
H+
e86
Junction
Connector
e26
Front Headrest
Motor RH
FWD
BACK
O/P
VCC
GND
DOWN
UP
e65(A)
Front Power Seat
Position Sensor RH
(Vertical Position)
e95(B)
Front Power Seat Position
Motor and Sensor RH
(Vertical Position)
e56
Front Headrest
Position Sensor RH
e25
Front Headrest Motor
and Position Sensor RH
e86
Junction Connector

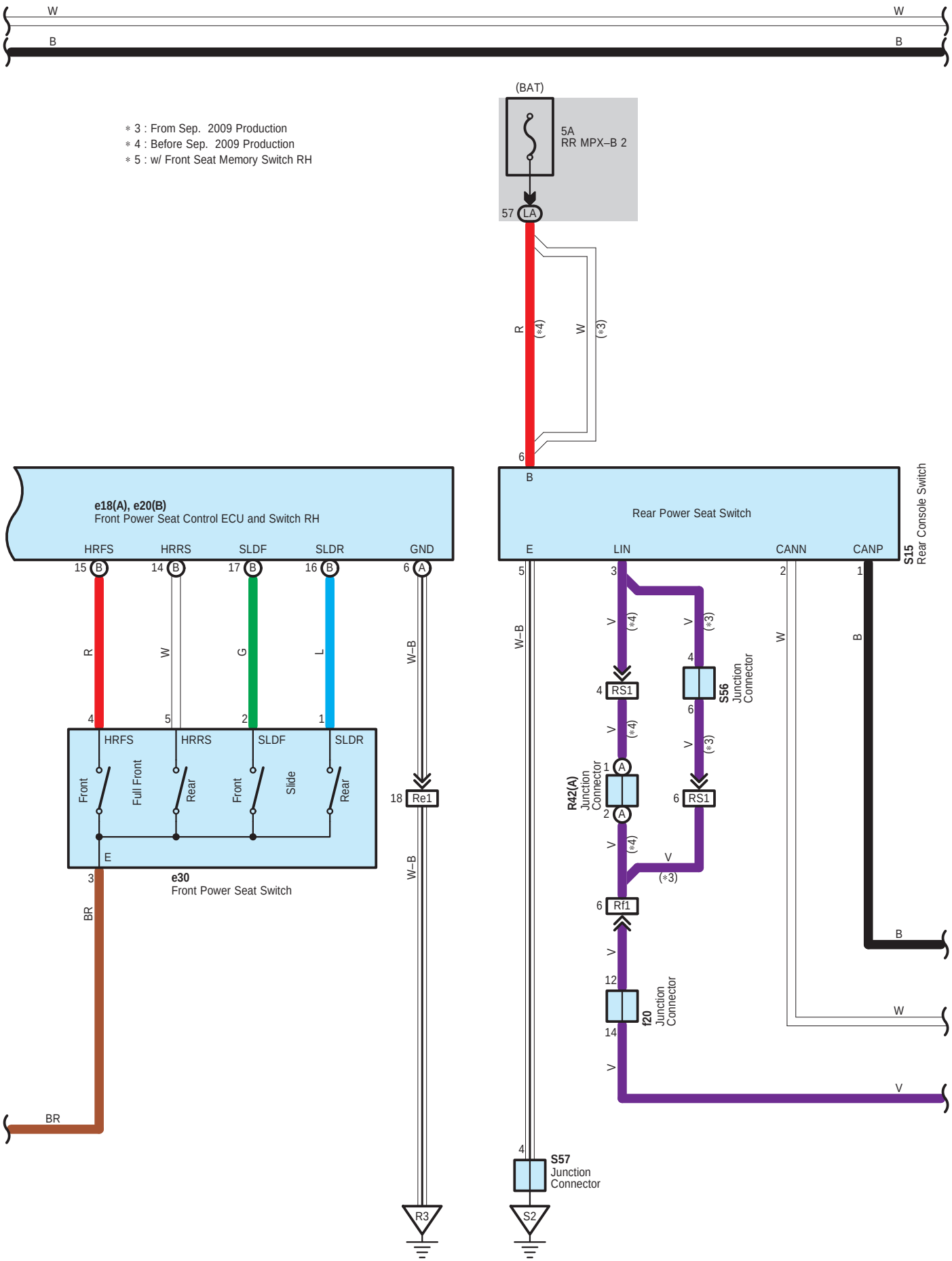
W
B
(BAT)
5A
RR MPX–B 2
57 LA
R
(*4)
W
(*3)
6
B
∗ 3 : From Sep. 2009 Production
∗ 4 : Before Sep. 2009 Production
∗ 5 : w/ Front Seat Memory Switch RH
e18(A), e20(B)
Front Power Seat Control ECU and Switch RH
HRFS
HRRS
SLDF
SLDR
GND
15 B
14 B
17 B
16 B
6 A
R
W
G
L
W–B
4
5
2
1
Front
Full Front
Rear
Front
Slide
Rear
E
3
BR
e30
Front Power Seat Switch
18 Re1
W–B
R3
Rear Power Seat Switch
S15
Rear Console Switch
E
LIN
CANN
CANP
5
3
2
1
W–B
V
(*4)
V
(*3)
4 RS1
4
S56
Junction
Connector
6
V
(*4)
V
(*3)
R42(A)
Junction
Connector
1 A
2 A
6 RS1
V
(*4)
V
(*3)
6 Rf1
V
12
f20
Junction
Connector
14
V
W
B
B
W
V
BR
4
S57
Junction
Connector
S2

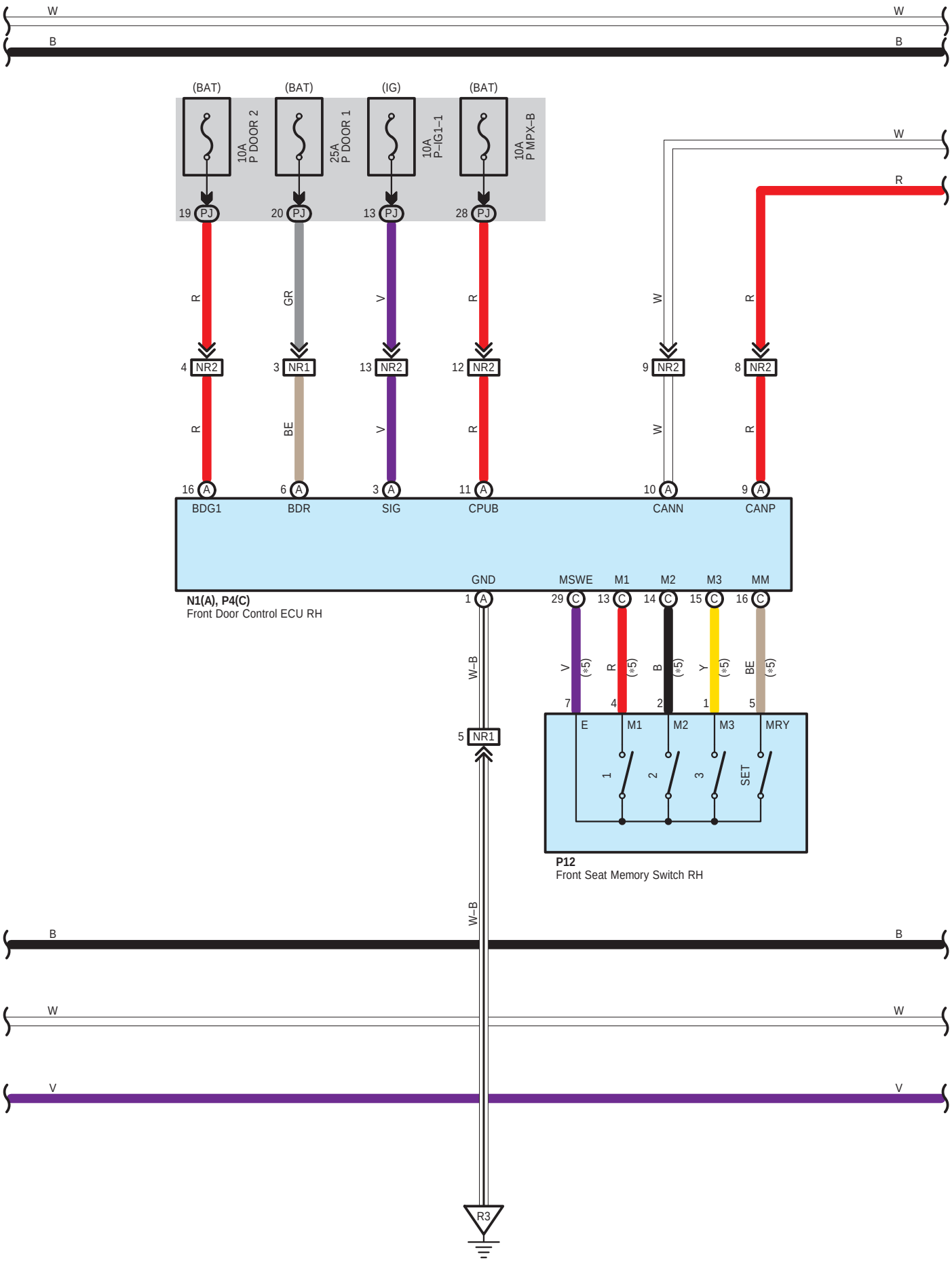
W
B
(BAT)
(BAT)
(IG)
(BAT)
10A P DOOR 2
25A P DOOR 1
10A P–IG1–1
10A P MPX–B
19 PJ
20 PJ
13 PJ
28 PJ
R
GR
V
R
W
R
4 NR2
3 NR1
13 NR2
12 NR2
9 NR2
8 NR2
BE
16 A
6 A
3 A
11 A
10 A
9 A
BDG1
BDR
SIG
CPUB
CANN
CANP
GND
MSWE
M1
M2
M3
MM
N1(A), P4(C)
Front Door Control ECU RH
1 A
29 C
13 C
14 C
15 C
16 C
W–B
(*5)
B
Y
7
4
2
1
5
E
M1
M2
M3
MRY
5 NR1
1
2
3
SET
P12
Front Seat Memory Switch RH
V
R3

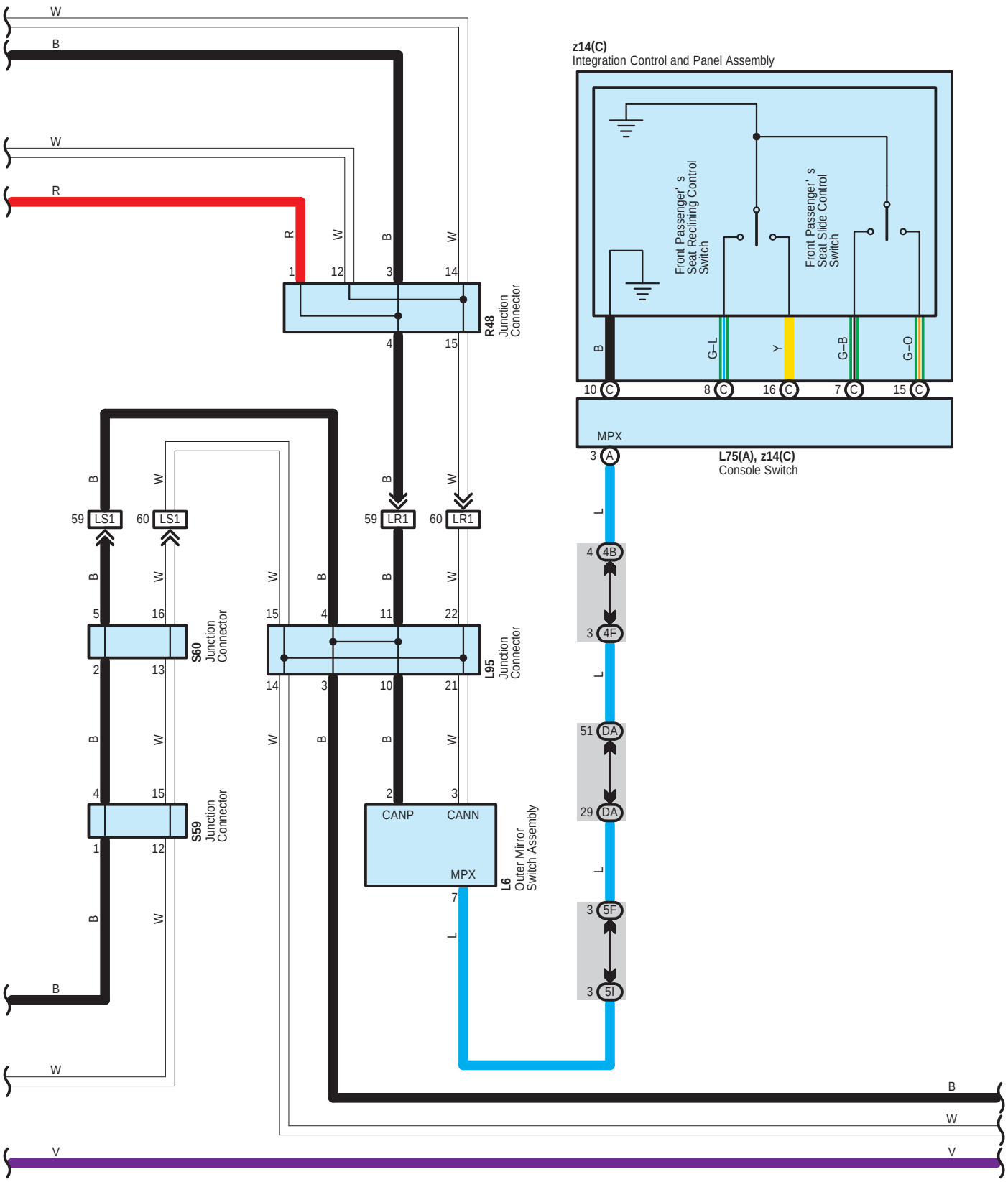
z14(C)
Integration Control and Panel Assembly
Front Passenger' s Seat Reclining Control Switch
Front Passenger' s Seat Slide Control Switch
G–L
Y
G–B
G–O
10 C
8 C
16 C
7 C
15 C
MPX
3 A
L75(A), z14(C)
Console Switch
R48 Junction Connector
59 LS1
60 LS1
59 LR1
60 LR1
S60 Junction Connector
L95 Junction Connector
S59 Junction Connector
CANP
CANN
MPX
L6 Outer Mirror Switch Assembly
4 4B
3 4F
51 DA
29 DA
3 5F
3 5I

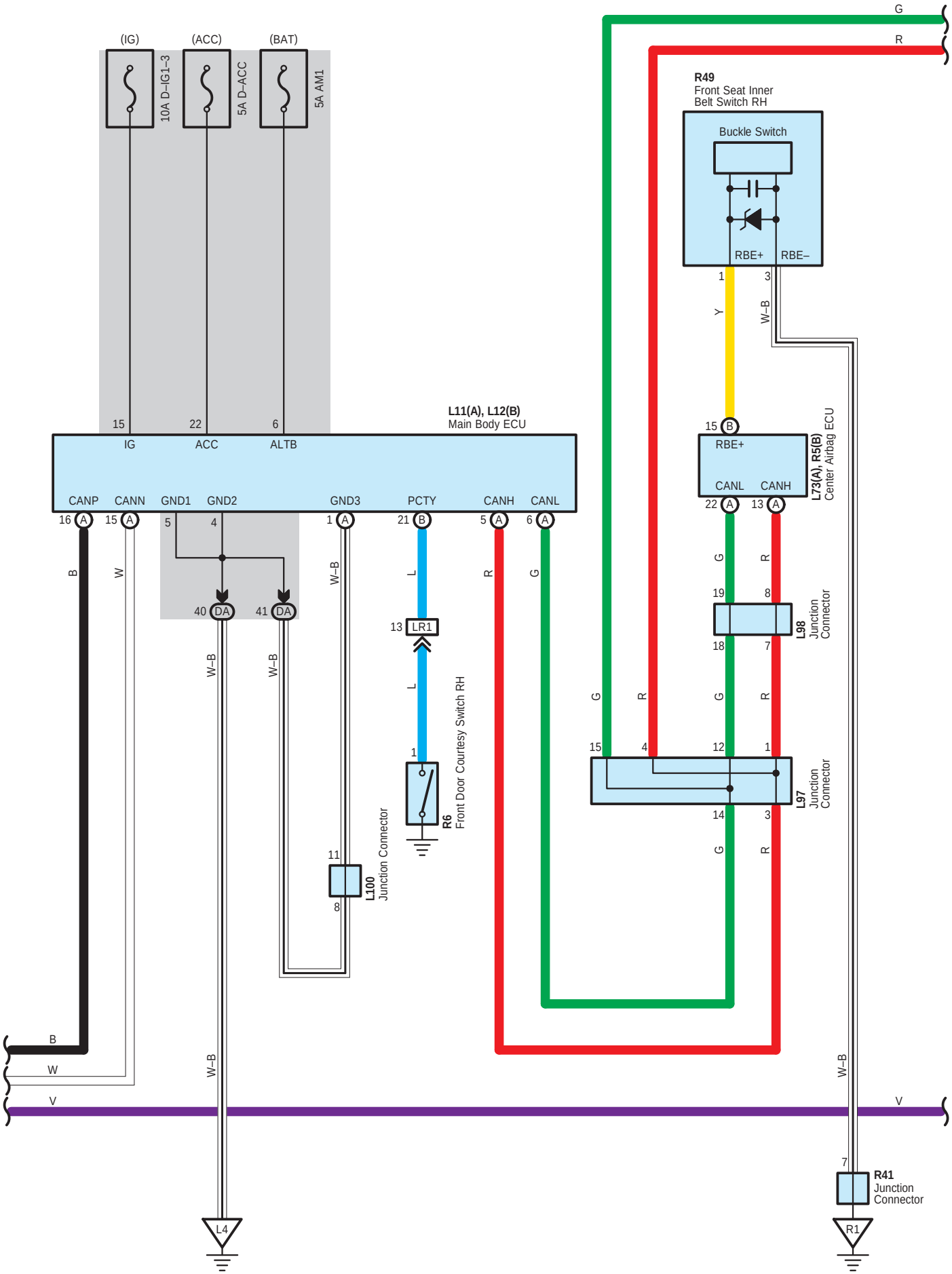
(IG)
(ACC)
(BAT)
10A D–IG1–3
5A D–ACC
5A AM1
15
22
6
IG
ACC
ALTB
L11(A), L12(B)
Main Body ECU
CANP
CANN
GND1
GND2
GND3
PCTY
CANH
CANL
16 A
15 A
5
4
1 A
21 B
5 A
6 A
40 DA
41 DA
13 LR1
1
R6
Front Door Courtesy Switch RH
11
8
L100
Junction Connector
B
W
V
W–B
L
R
G
L4
R49
Front Seat Inner
Belt Switch RH
Buckle Switch
RBE+
RBE–
1
3
Y
15 B
RBE+
CANL
CANH
22 A
13 A
L73(A), R5(B)
Center Airbag ECU
19
8
18
7
L98
Junction Connector
15
4
12
1
14
3
L97
Junction Connector
7
R41
Junction
Connector
R1

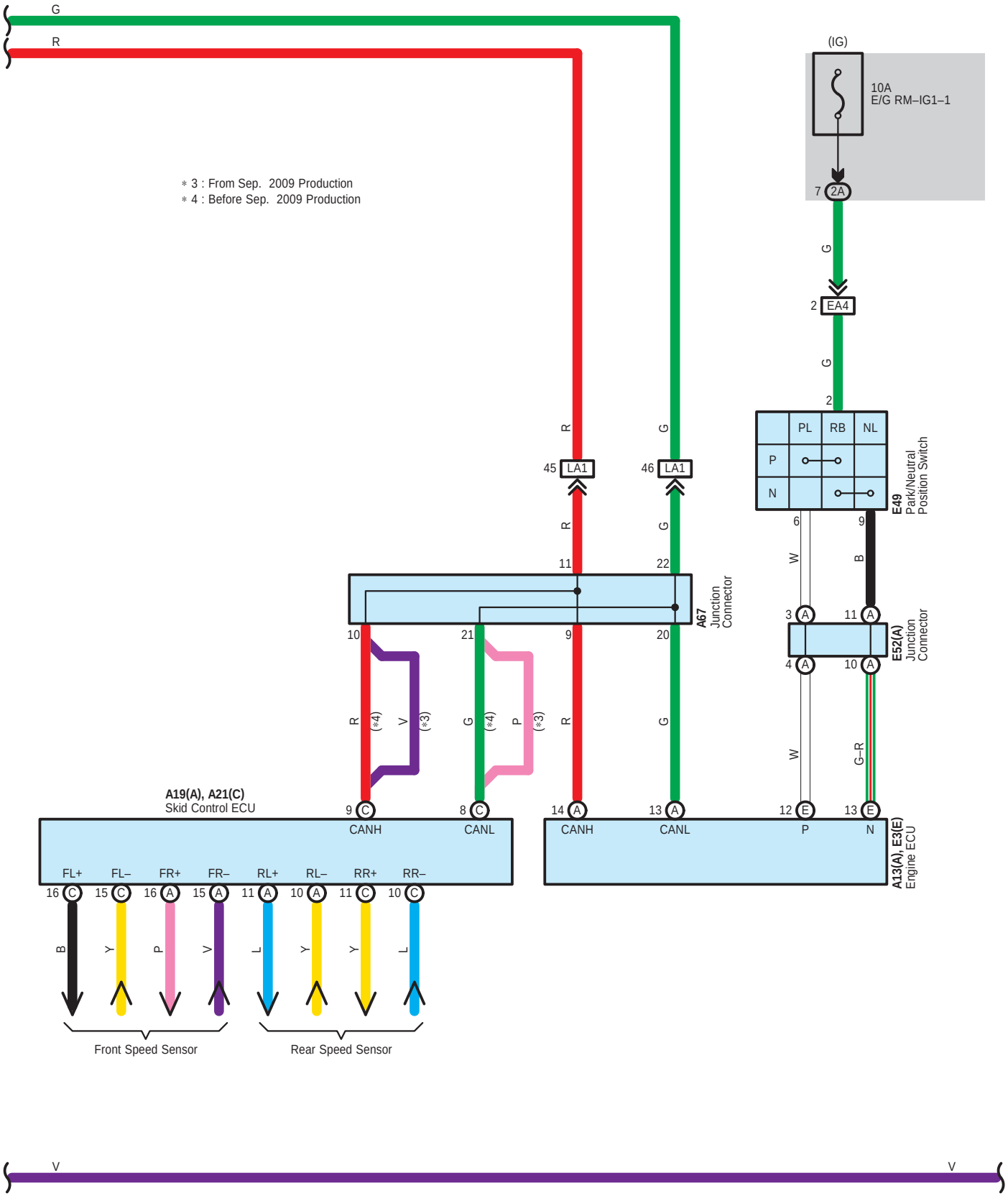
G
R
(IG)
10A
E/G RM–IG1–1
7 2A
G
2 EA4
G
2
PL RB NL
P
N
E49
Park/Neutral
Position Switch
6
9
W
B
3 A
11 A
4 A
10 A
E52(A)
Junction
Connector
∗ 3 : From Sep. 2009 Production
∗ 4 : Before Sep. 2009 Production
R
G
45 LA1
46 LA1
R
G
11
22
A67
Junction
Connector
10
21
9
20
R (∗4) V (∗3)
G (∗4) P (∗3)
R
G
W
G–R
A19(A), A21(C)
Skid Control ECU
9 C
8 C
CANH
CANL
14 A
13 A
12 E
13 E
CANH
CANL
P
N
A13(A), E3(E)
Engine ECU
FL+ FL– FR+ FR– RL+ RL– RR+ RR–
16 C 15 C 16 A 15 A 11 A 10 A 11 C 10 C
B Y P V L Y Y L
Front Speed Sensor
Rear Speed Sensor
V
V

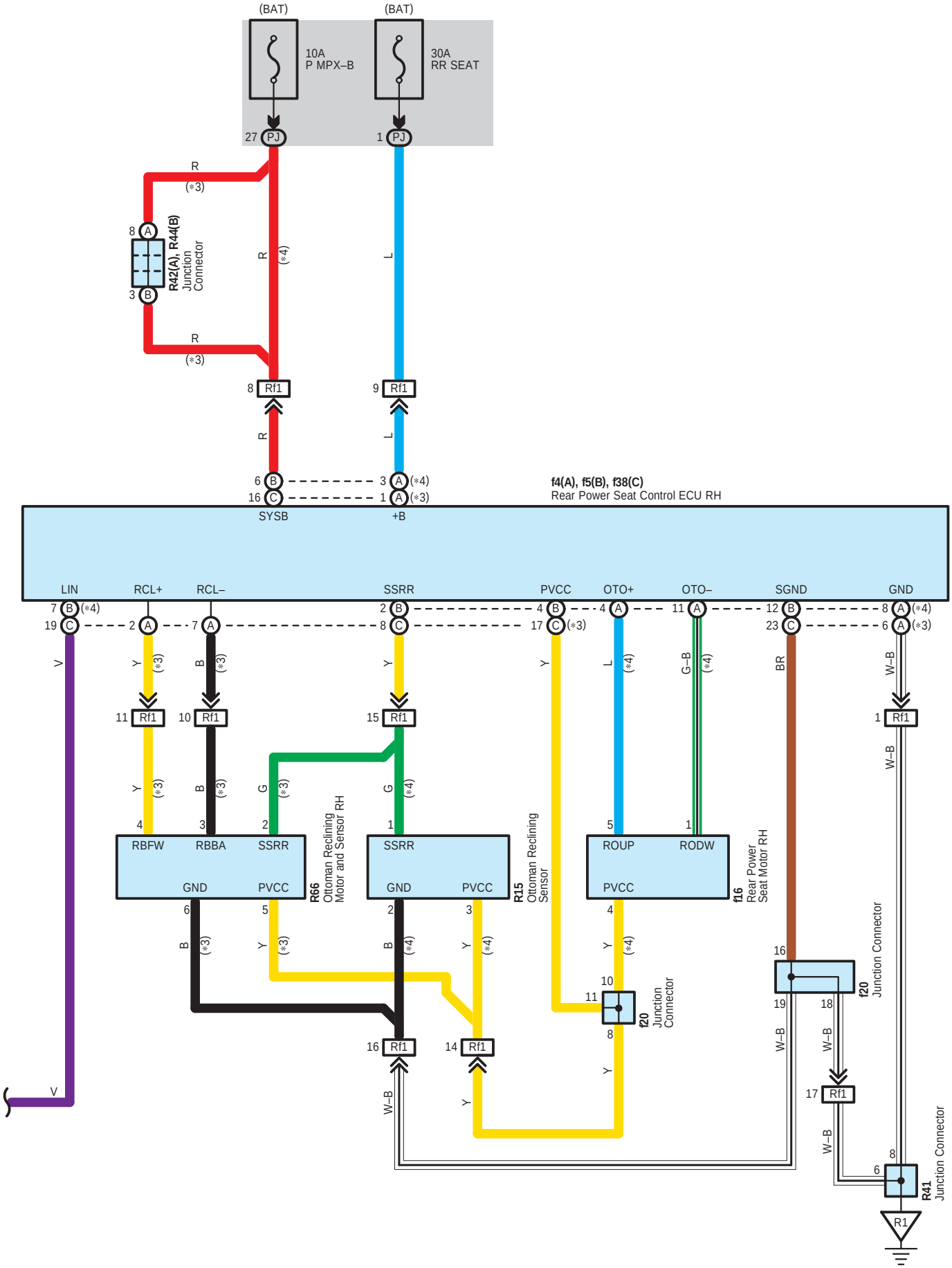
(BAT)
10A
P MPX–B
(BAT)
30A
RR SEAT
27 PJ
1 PJ
R
(*3)
8 A
3 B
R42(A), R44(B)
Junction
Connector
R
(*4)
L
R
(*3)
8 Rf1
9 Rf1
R
L
6 B
16 C
3 A (*4)
1 A (*3)
SYSB
+B
f4(A), f5(B), f38(C)
Rear Power Seat Control ECU RH
LIN
RCL+
RCL–
SSRR
PVCC
OTO+
OTO–
SGND
GND
7 B (*4)
19 C
2 A
7 A
2 B
8 C
4 B
17 C (*3)
4 A
11 A
12 B
23 C
8 A (*4)
6 A (*3)
V
Y (*3)
B (*3)
Y
Y
L (*4)
G–B (*4)
BR
W–B
11 Rf1
10 Rf1
15 Rf1
1 Rf1
Y (*3)
B (*3)
G (*3)
G (*4)
W–B
4
3
2
1
5
1
RBFW
RBBA
SSRR
GND
PVCC
R66
Ottoman Reclining
Motor and Sensor RH
SSRR
GND
PVCC
R15
Ottoman Reclining
Sensor
ROUP
RODW
PVCC
f16
Rear Power
Seat Motor RH
6
5
2
3
4
B (*3)
Y (*3)
B (*4)
Y (*4)
Y (*4)
16
10
11
8
Y
f20
Junction
Connector
f20
Junction Connector
19
18
W–B
W–B
16 Rf1
14 Rf1
17 Rf1
W–B
Y
W–B
8
6
R41
Junction Connector
R1
V

A 13
White

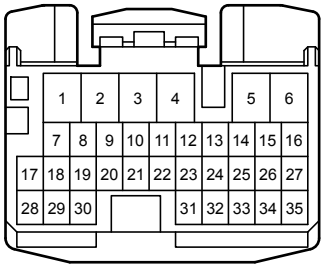

A 19
Black

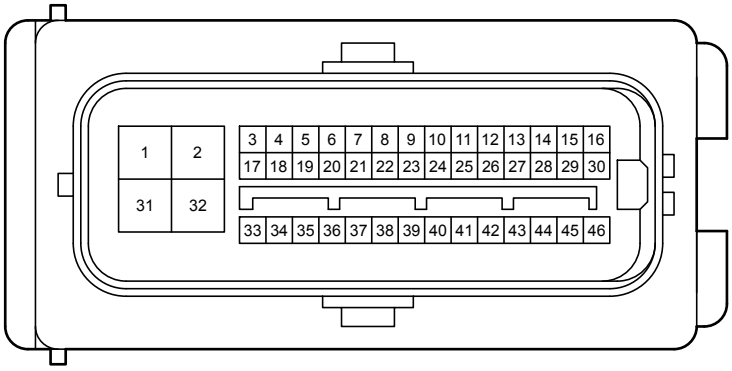

A 21
Gray

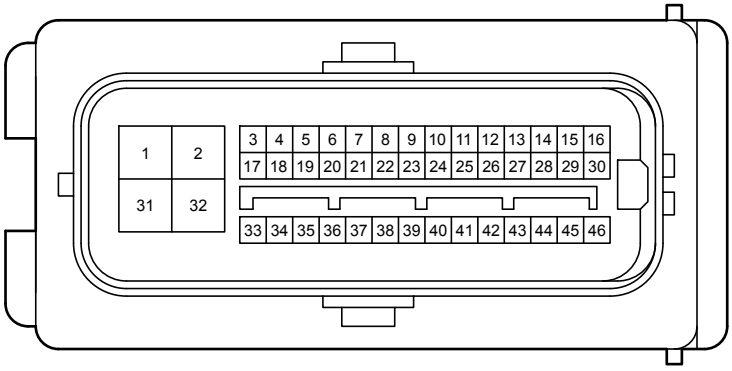

A 67
Black

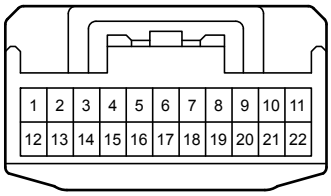

E 3
White



E 49
Gray

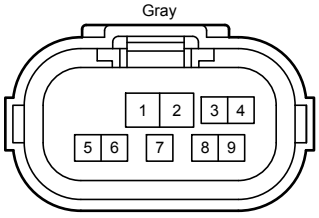

E 52
Black

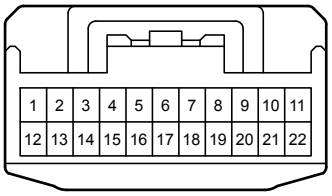

L 6
White



L 11
White

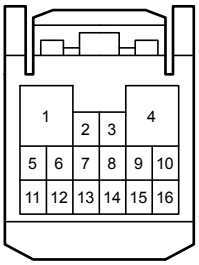

L 12
White

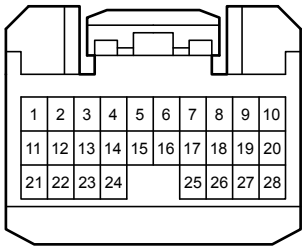

L 73
Yellow

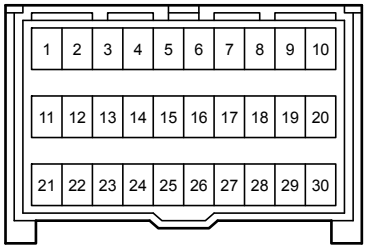

L 75
White

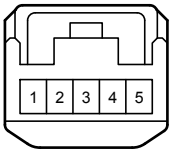

L 95
Gray

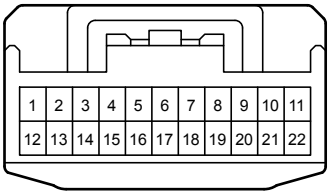

L 97
Black

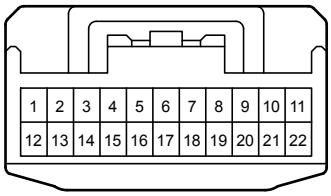

L 98
Gray

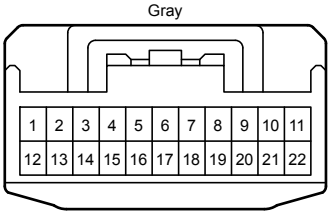

L100
Blue

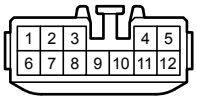

N 1
White

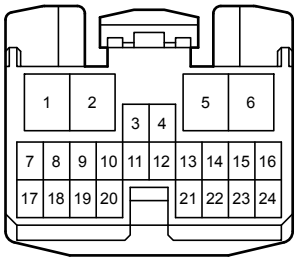

P 4
White

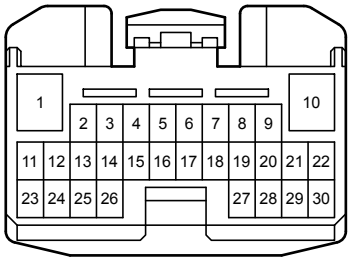

P 12
Black

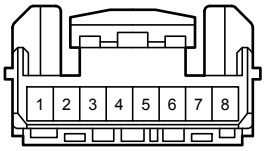

R 5
Yellow

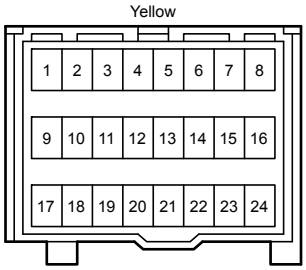

R 6
White

R 15
White



R 41
White

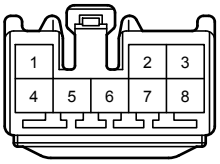

R 42
Black

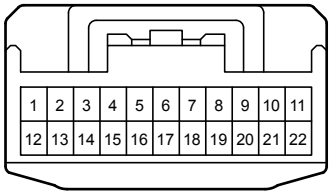

R 44
Black

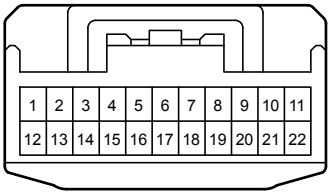

R 48
Black

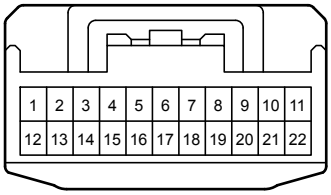

R 49
Gray

R 65
Dark Gray

R 66
Black

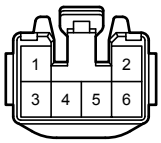

S 15
White



S 56
White

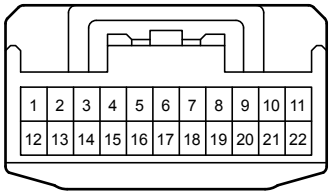

S 57
White

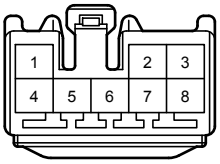

S 59
Black

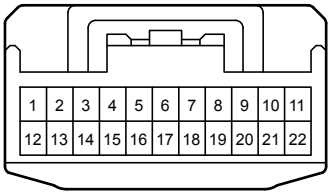

S 60
Black

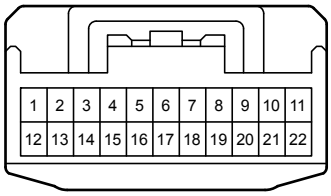

e 5
White



e 6
White

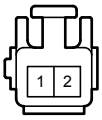

e 7
Orange

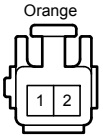

e 8
Blue

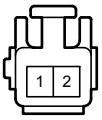

e 14
Orange



e 15
White



e 18
White

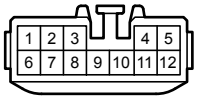

e 20
White

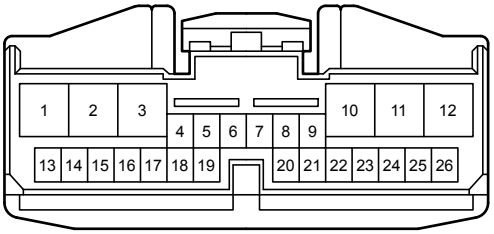

e 24
Orange

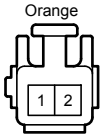

e 25
White

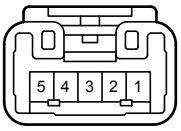

e 26
Blue

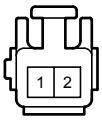

e 28
White



e 30
Black

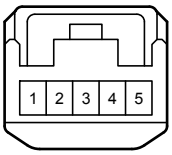

e 56
White



e 65
White



e 86
Gray

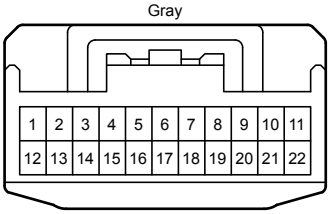

e 94
White

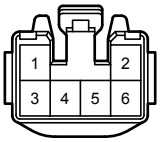

e 95
Orange

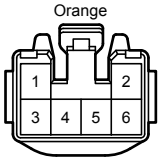

e 97
Orange

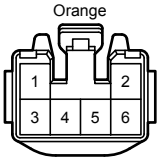

f 4
White

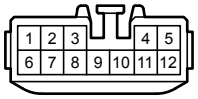

f 5
White



f 16
White

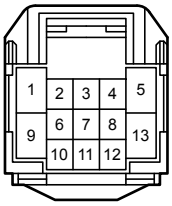

f 20
White

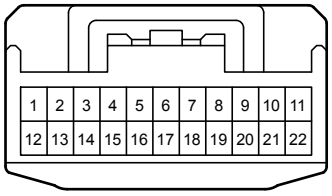

f 38
White

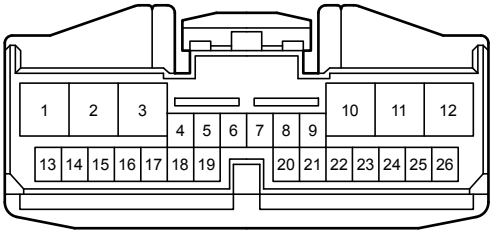

z 14
White

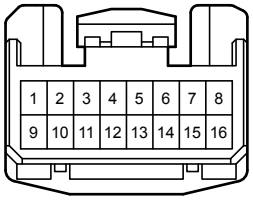

2A
Black

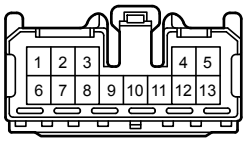

4B
Gray

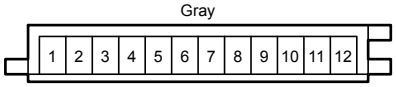

4F
Gray

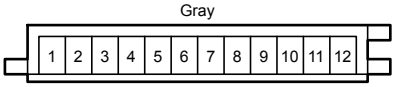

5F
Gray

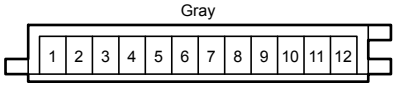

5I
White

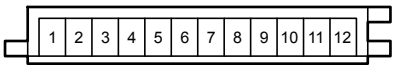

DA
White

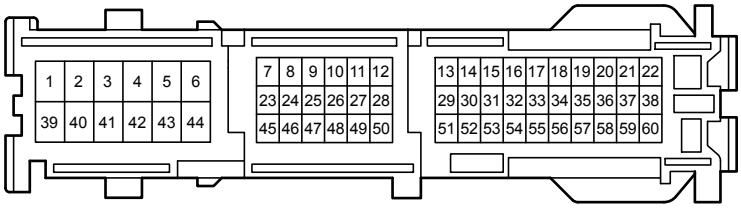

LA
White

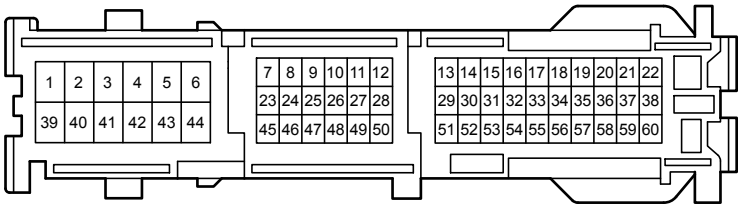

PJ
Gray

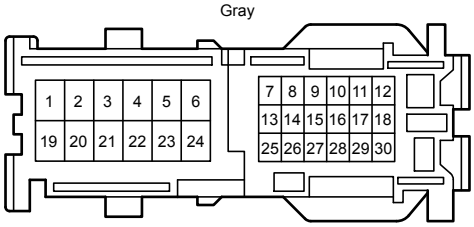

EA4
White

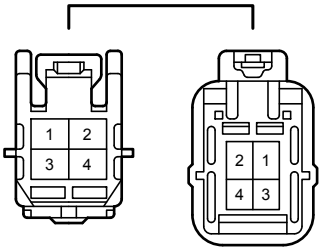

LA1
White

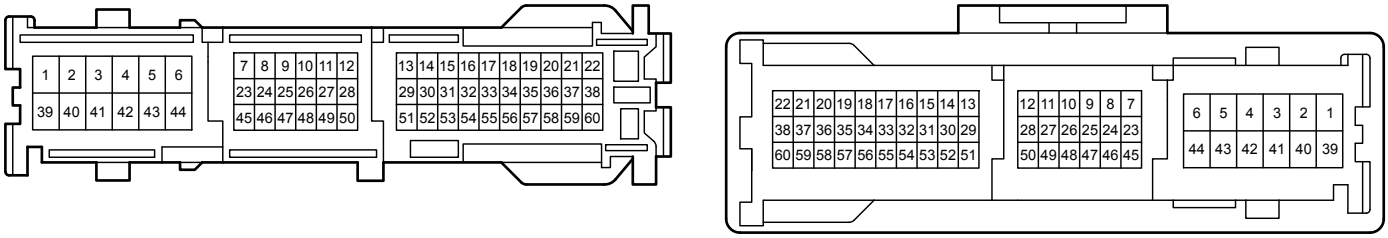

LR1
White

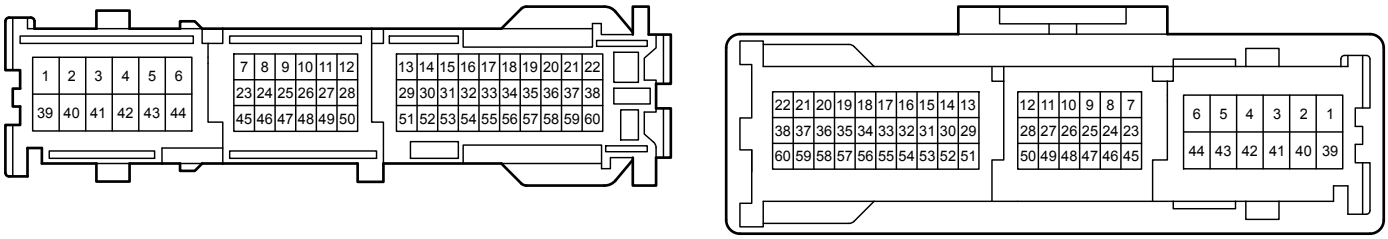

LS1
White

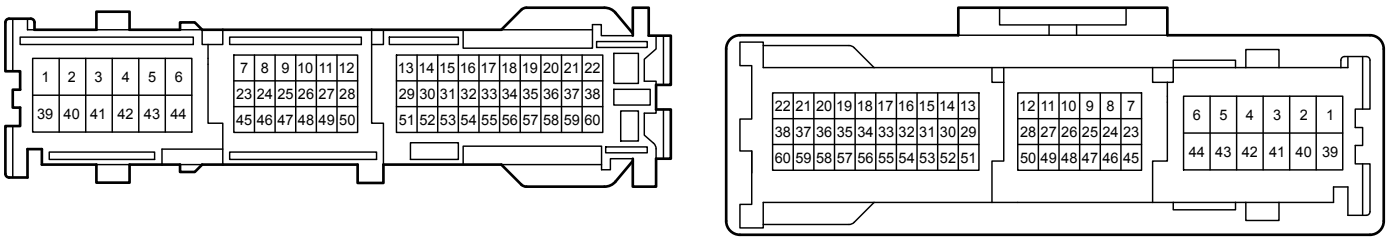

NR1
White

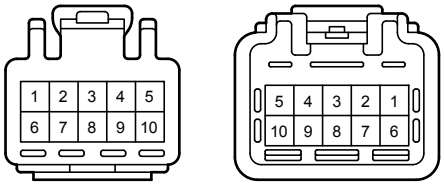

NR2
White

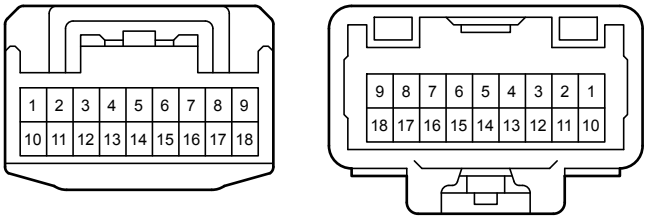

RS1
White

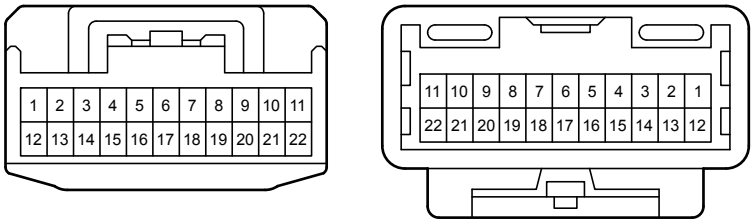

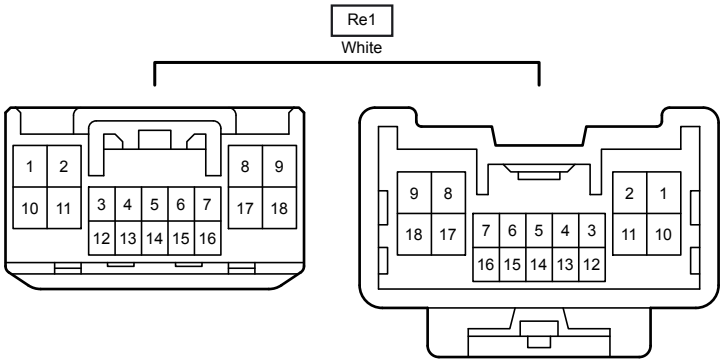
Re1
White
1 2 8 9
10 11 3 4 5 6 7 17 18
12 13 14 15 16
9 8 2 1
18 17 7 6 5 4 3 11 10
16 15 14 13 12

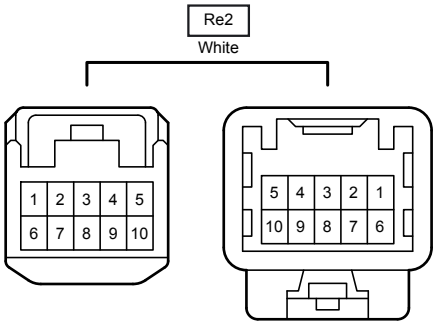
Re2
White
1 2 3 4 5
6 7 8 9 10
5 4 3 2 1
10 9 8 7 6

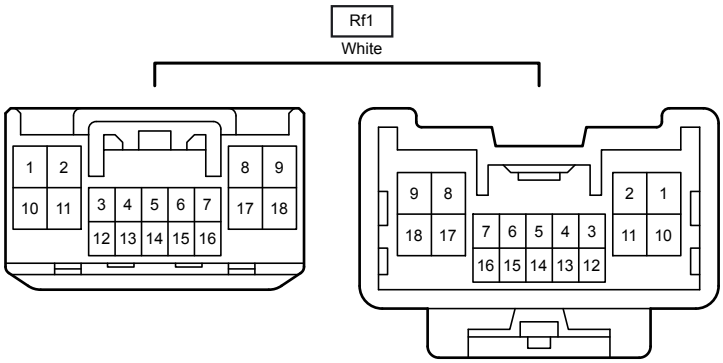
Rf1
White
1 2 8 9
10 11 3 4 5 6 7 17 18
12 13 14 15 16
9 8 2 1
18 17 7 6 5 4 3 11 10
16 15 14 13 12