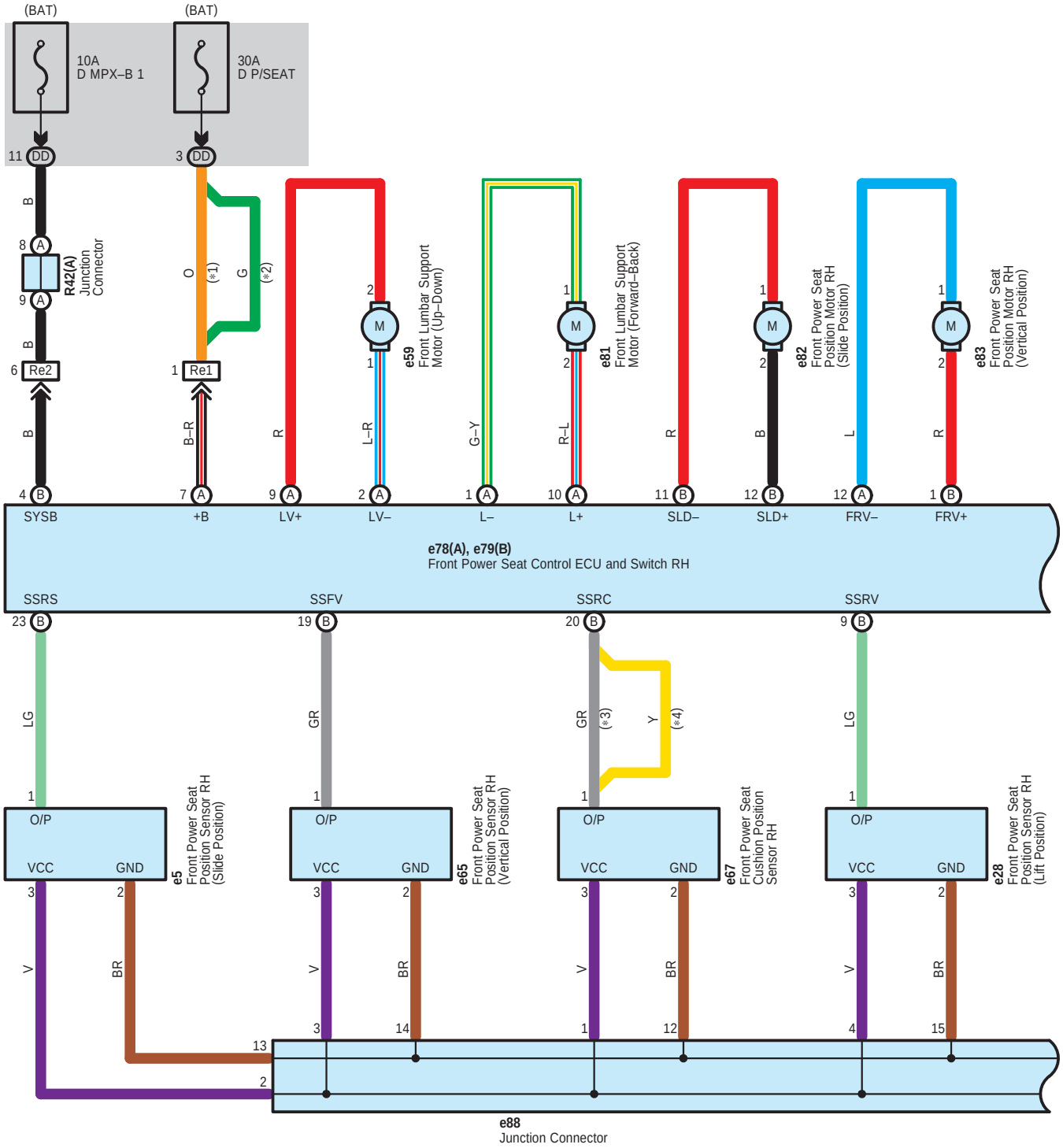
(BAT)
(BAT)
10A
D MPX–B 1
30A
D P/SEAT
11 DD
3 DD
B
8 A
9 A
R42(A)
Junction
Connector
B
6 Re2
B
O
(*1)
G
(*2)
1 Re1
B–R
R
L–R
G–Y
R–L
R
B
L
R
e59
Front Lumbar Support
Motor (Up–Down)
e81
Front Lumbar Support
Motor (Forward–Back)
e82
Front Power Seat
Position Motor RH
(Slide Position)
e83
Front Power Seat
Position Motor RH
(Vertical Position)
4 B
7 A
9 A
2 A
1 A
10 A
11 B
12 B
12 A
1 B
SYSB
+B
LV+
LV–
L–
L+
SLD–
SLD+
FRV–
FRV+
e78(A), e79(B)
Front Power Seat Control ECU and Switch RH
SSRS
SSFV
SSRC
SSRV
23 B
19 B
20 B
9 B
LG
GR
GR
(*3)
Y
(*4)
LG
O/P
VCC
GND
e5
Front Power Seat
Position Sensor RH
(Slide Position)
e65
Front Power Seat
Position Sensor RH
(Vertical Position)
e67
Front Power Seat
Cushion Position
Sensor RH
e28
Front Power Seat
Position Sensor RH
(Lift Position)
V
BR
V
BR
V
BR
V
BR
13
2
14
1
12
4
15
e88
Junction Connector

∗ 1 : Before Aug. 2007 Production
∗ 2 : From Aug. 2007 Production
∗ 3 : Before Apr. 2007 Production
∗ 4 : From Apr. 2007 Production
∗ 5 : From Sep. 2008 Production
∗ 6 : Before Sep. 2008 Production

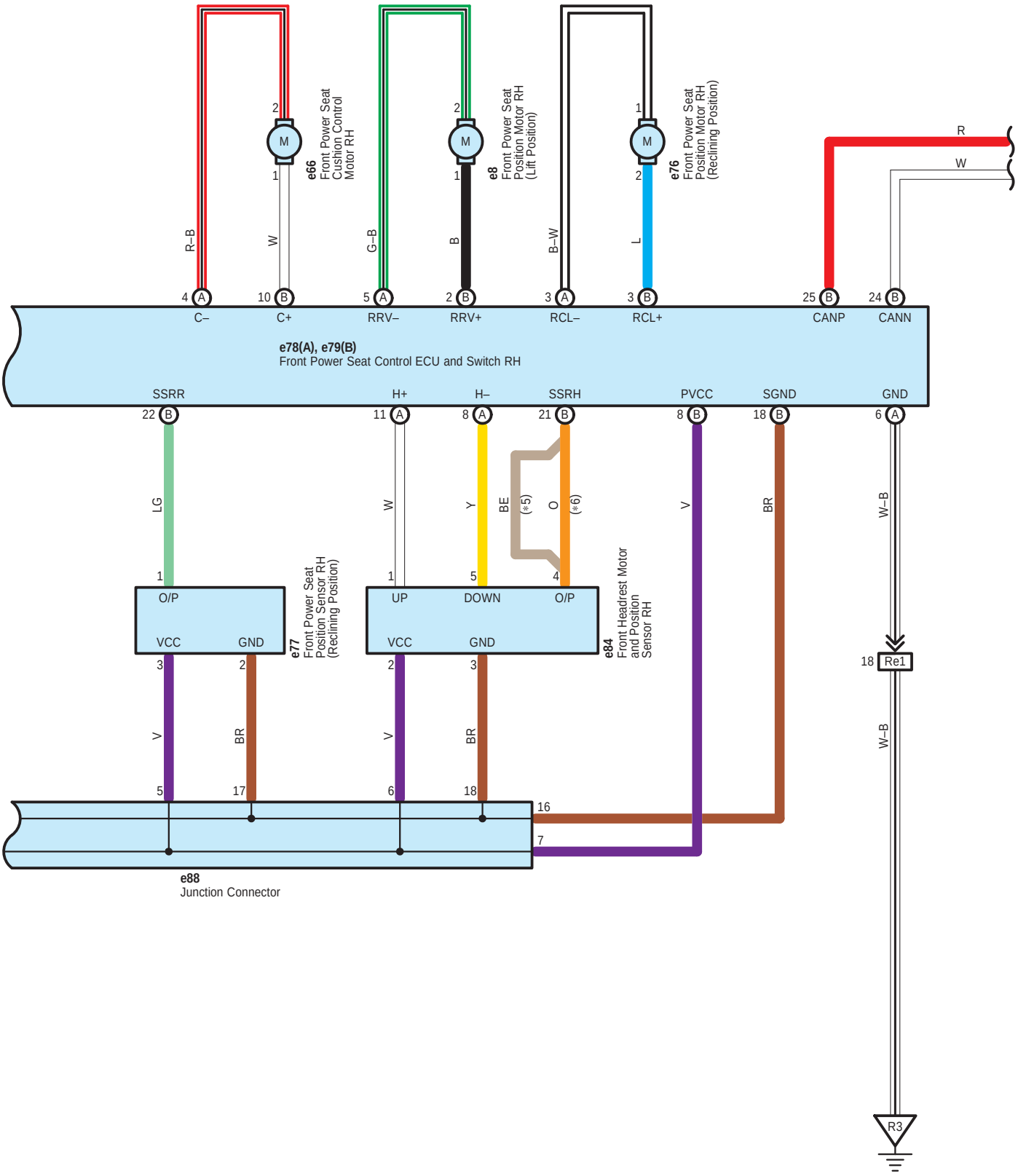

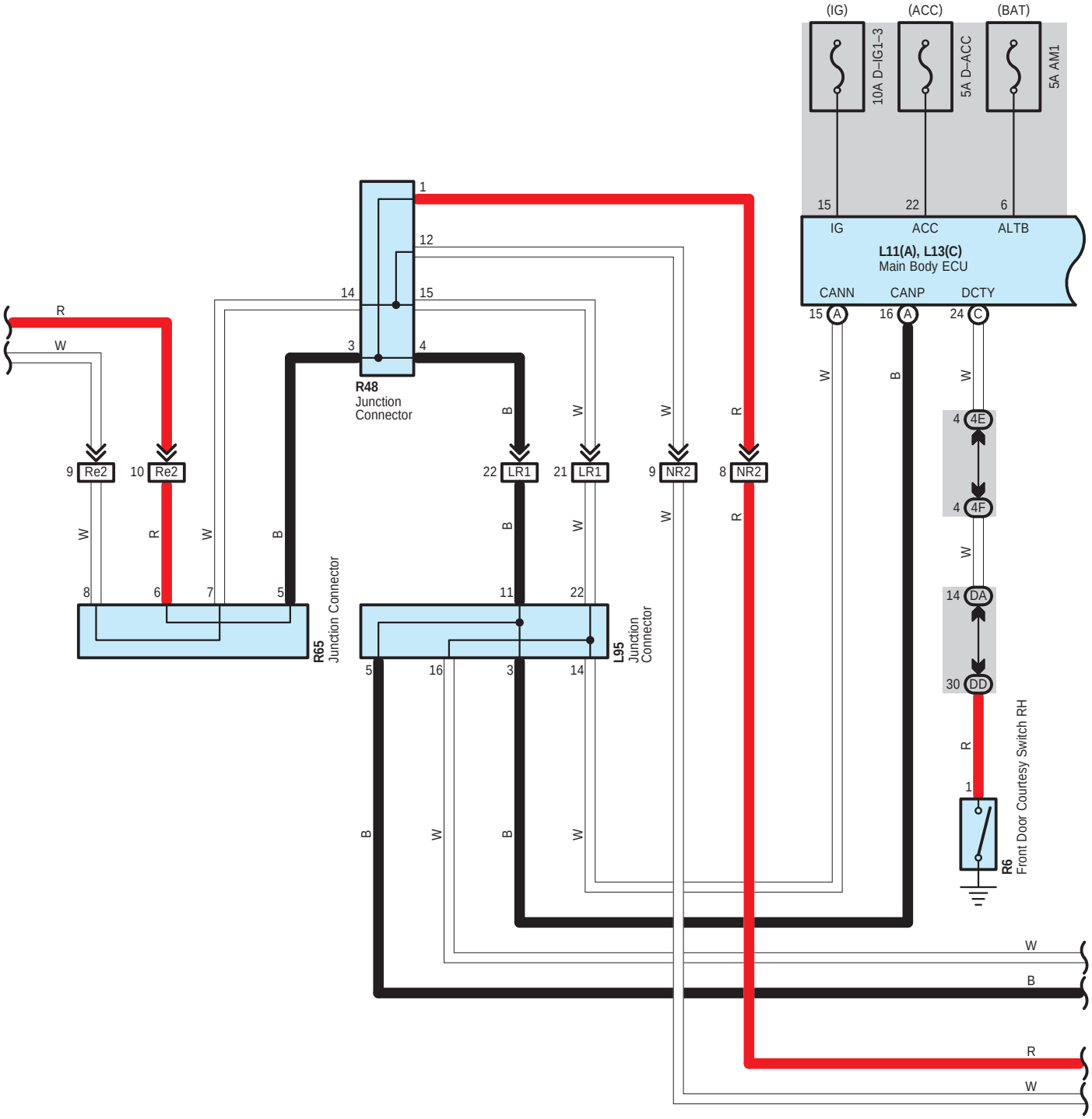
(IG)
(ACC)
(BAT)
10A D–IG1–3
5A D–ACC
5A AM1
15
22
6
IG
ACC
ALTB
L11(A), L13(C)
Main Body ECU
CANN
CANP
DCTY
15 A
16 A
24 C
R48
Junction
Connector
1
12
14
15
3
4
R
W
9 Re2
10 Re2
22 LR1
21 LR1
9 NR2
8 NR2
4 4E
4 4F
14 DA
30 DD
1
R6
Front Door Courtesy Switch RH
R65
Junction Connector
8
6
7
5
L95
Junction
Connector
11
22
5
16
3
14
B
W
R

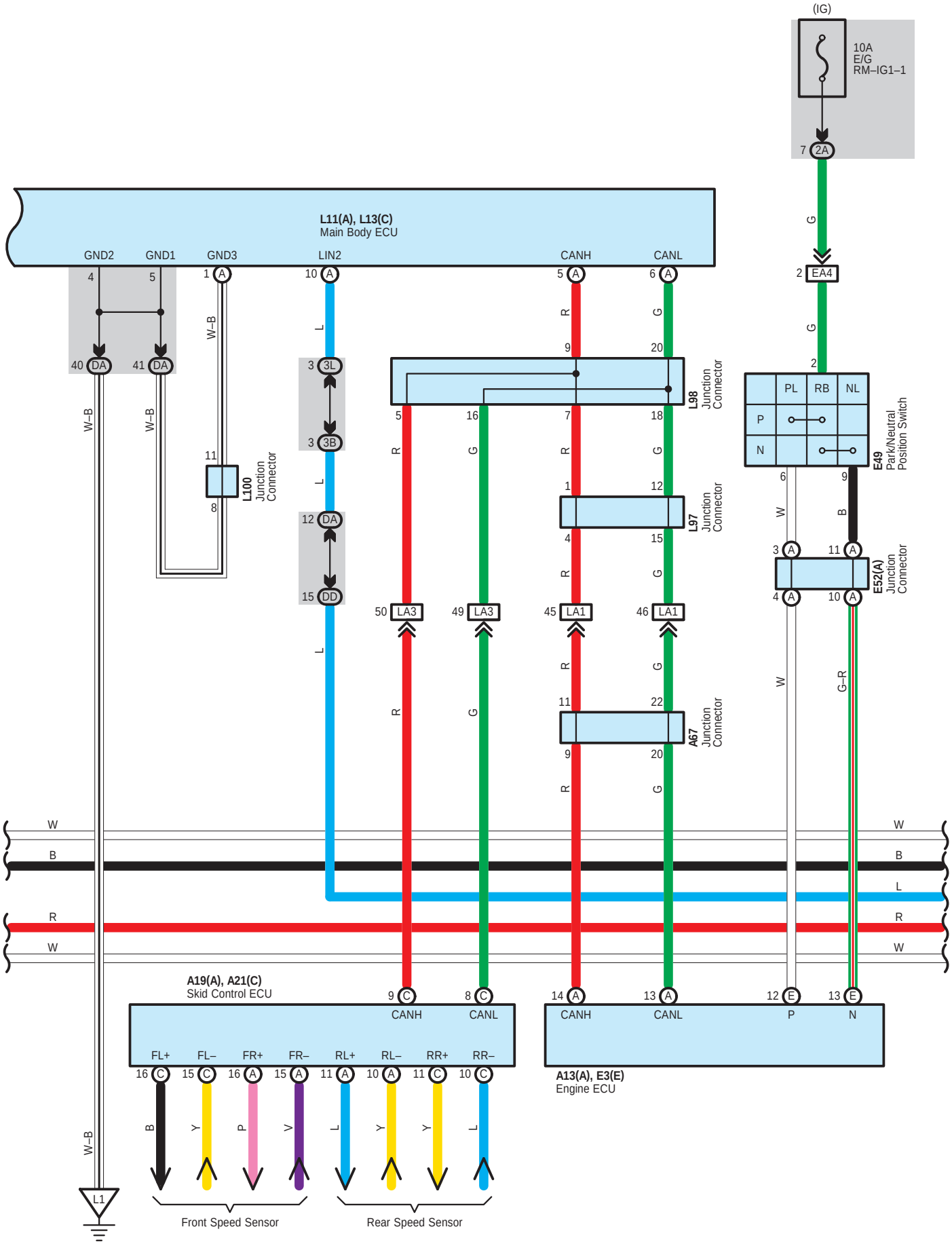
(IG)
10A
E/G
RM–IG1–1
7 2A
L11(A), L13(C)
Main Body ECU
GND2
GND1
GND3
LIN2
CANH
CANL
4
5
1 A
10 A
5 A
6 A
2 EA4
40 DA
41 DA
W–B
L
R
G
9
20
3 3L
3 3B
L98
Junction
Connector
2
PL
RB
NL
P
N
E49
Park/Neutral
Position Switch
11
8
L100
Junction
Connector
5
16
7
18
12 DA
15 DD
1
12
L97
Junction
Connector
6
9
W
B
4
15
3 A
11 A
E52(A)
Junction
Connector
4 A
10 A
50 LA3
49 LA3
45 LA1
46 LA1
11
22
A67
Junction
Connector
G–R
A19(A), A21(C)
Skid Control ECU
9 C
8 C
14 A
13 A
12 E
13 E
CANH
CANL
P
N
FL+
FL–
FR+
FR–
RL+
RL–
RR+
RR–
16 C
15 C
16 A
15 A
11 A
10 A
11 C
10 C
A13(A), E3(E)
Engine ECU
Y
P
V
L1
Front Speed Sensor
Rear Speed Sensor

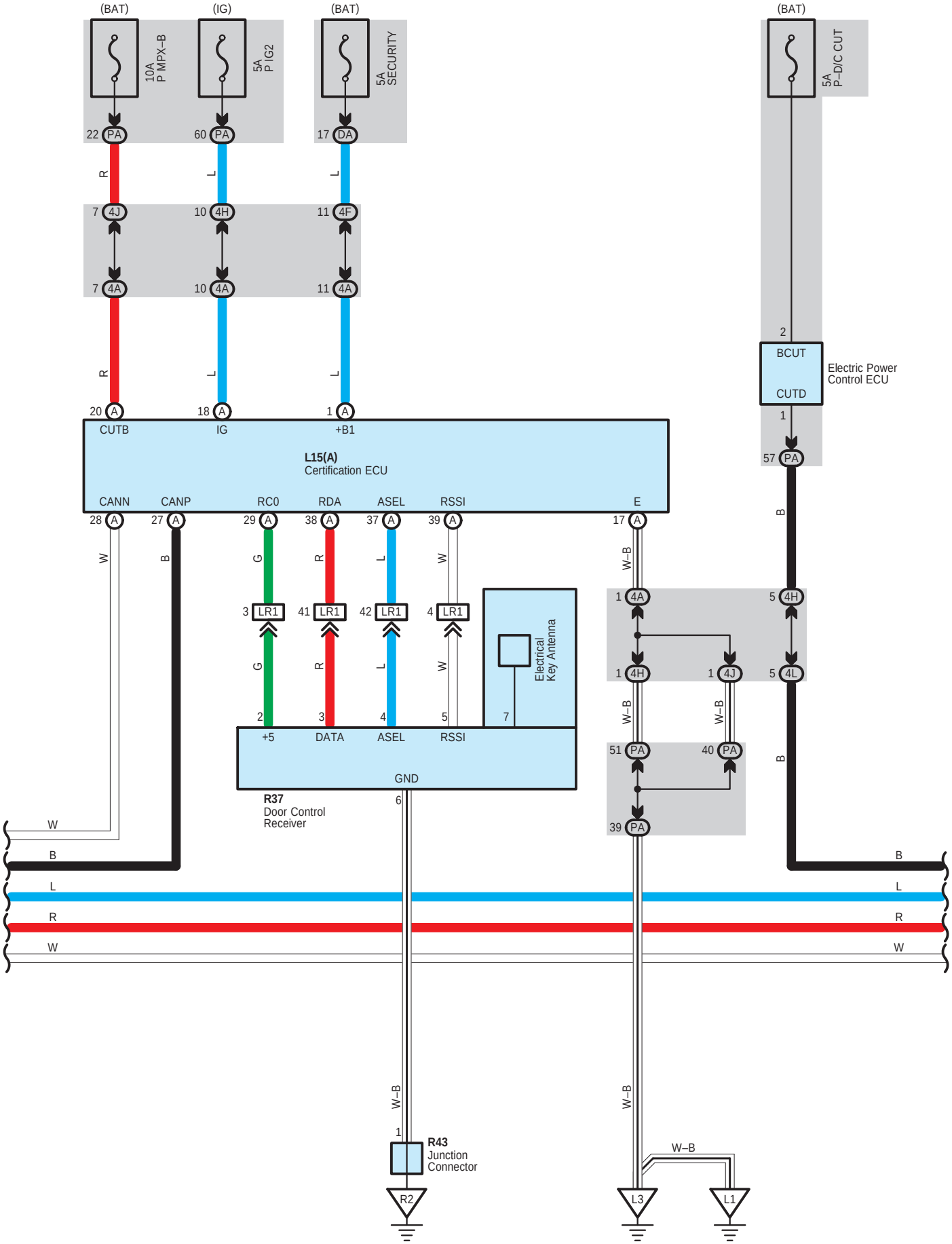
(BAT)
10A
P MPX–B
(IG)
5A
P IG2
(BAT)
5A
SECURITY
(BAT)
5A
P–D/C CUT
22 PA
60 PA
17 DA
R
L
L
7 4J
10 4H
11 4F
7 4A
10 4A
11 4A
2
BCUT
CUTD
Electric Power
Control ECU
1
57 PA
R
L
L
20 A
18 A
1 A
CUTB
IG
+B1
L15(A)
Certification ECU
CANN
CANP
RC0
RDA
ASEL
RSSI
E
28 A
27 A
29 A
38 A
37 A
39 A
17 A
W
B
G
R
L
W
W–B
B
3 LR1
41 LR1
42 LR1
4 LR1
1 4A
5 4H
G
R
L
W
1 4H
1 4J
5 4L
Electrical
Key Antenna
W–B
W–B
2
3
4
5
7
+5
DATA
ASEL
RSSI
51 PA
40 PA
B
GND
R37
Door Control
Receiver
6
39 PA
W
B
B
L
L
R
R
W
W
W–B
W–B
1
R43
Junction
Connector
W–B
R2
L3
L1

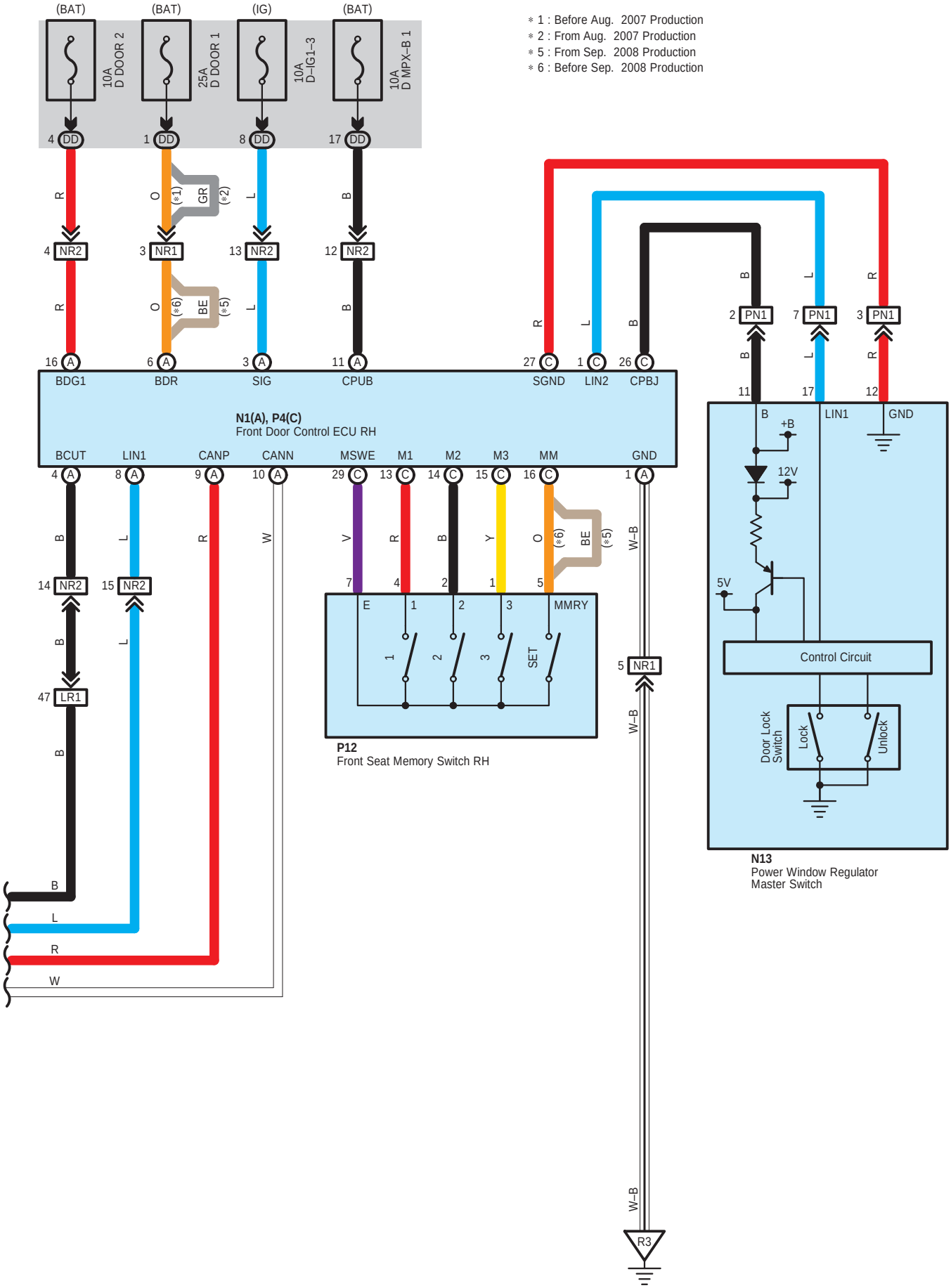
(BAT)
(BAT)
(IG)
(BAT)
10A D DOOR 2
25A D DOOR 1
10A D–IG1–3
10A D MPX–B 1
∗1 : Before Aug. 2007 Production
∗2 : From Aug. 2007 Production
∗5 : From Sep. 2008 Production
∗6 : Before Sep. 2008 Production
4 DD
1 DD
8 DD
17 DD
4 NR2
3 NR1
13 NR2
12 NR2
16 A BDG1
6 A BDR
3 A SIG
11 A CPUB
27 C SGND
1 C LIN2
26 C CPBJ
2 PN1
7 PN1
3 PN1
N1(A), P4(C)
Front Door Control ECU RH
BCUT
LIN1
CANP
CANN
MSWE
M1
M2
M3
MM
GND
14 NR2
15 NR2
47 LR1
5 NR1
P12
Front Seat Memory Switch RH
MMRY
SET
B
+B
12V
5V
LIN1
GND
Control Circuit
Door Lock Switch
Lock
Unlock
N13
Power Window Regulator Master Switch
R3

A 13
White

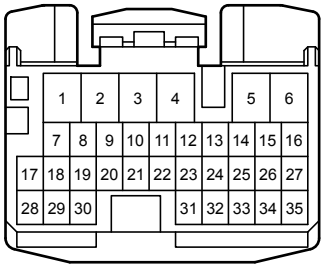

A 19
Black

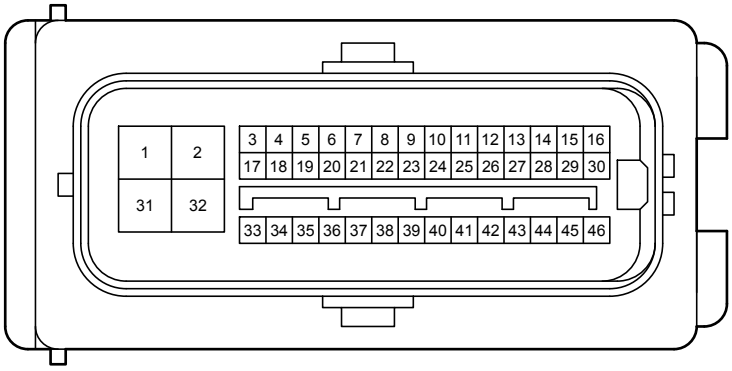

A 21
Gray

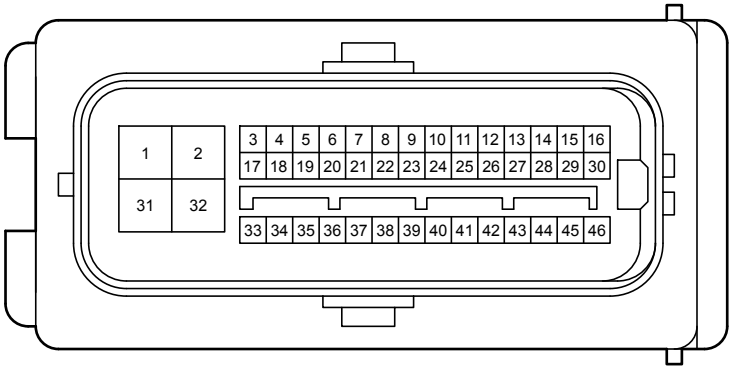

A 67
Black

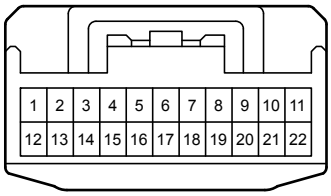

E 3
White



E 49
Gray

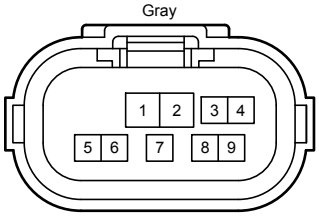

E 52
Black

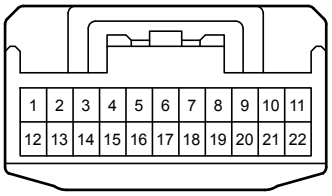

L 11
White

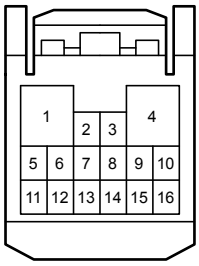

L 13
White

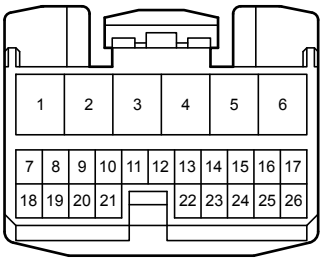

L 15
White

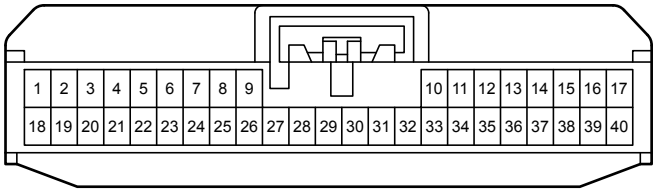

L 95
Gray

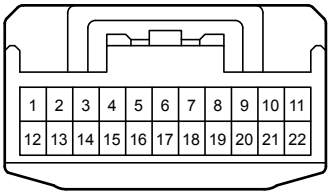

L 97
Black

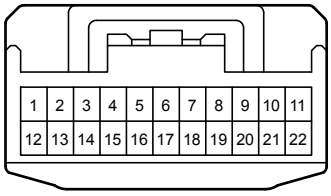

L 98
Gray

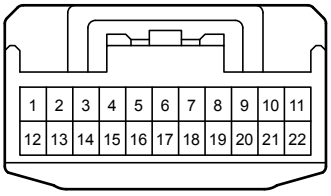

L100
Blue

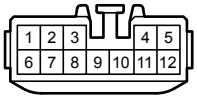

N 1
White

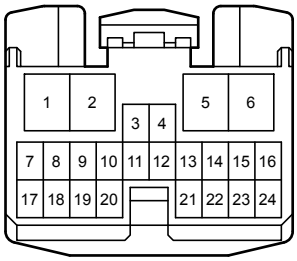

N 13
White

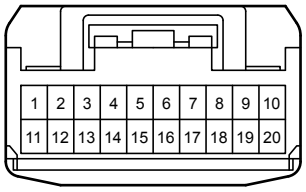

P 4
White

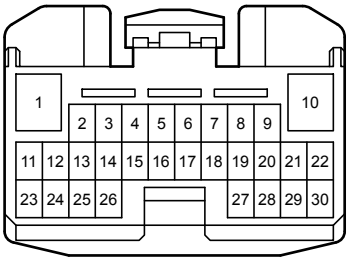

P 12
Black

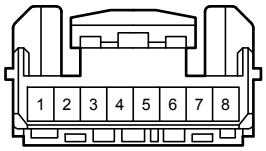

R 6
White

R 37
White

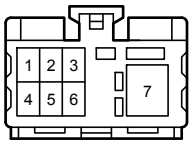

R 42
Black

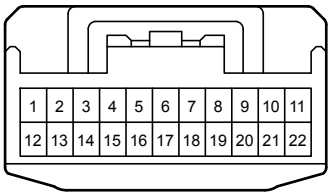

R 43
White

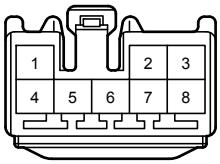

R 48
Black

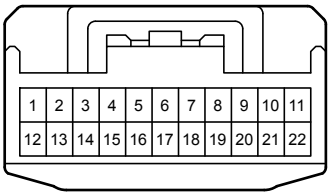

R 65
Dark Gray

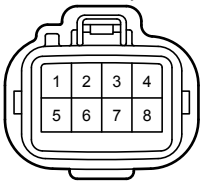

e 5
White



e 8
Blue

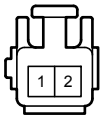

e 28
White



e 59
White

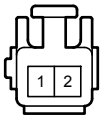

e 65
White



e 66
Blue

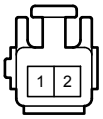

e 67
White



e 76
Orange

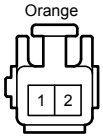

e 77
White



e 78
White

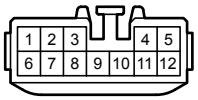

e 79
White

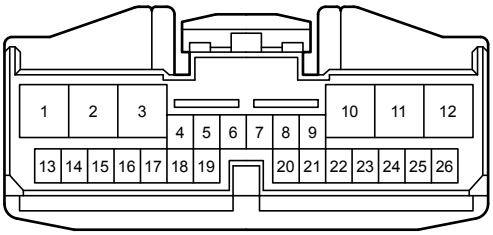

e 81
Orange

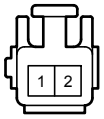

e 82
White

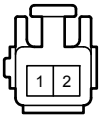

e 83
Orange

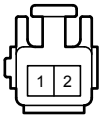

e 84
White

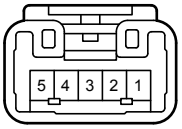

e 88
Gray

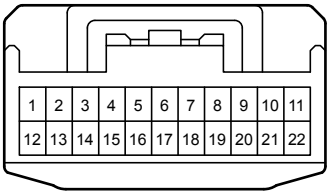

2A
Black

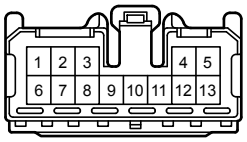

3B
Gray

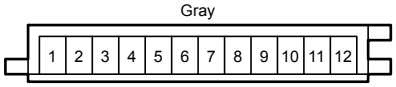

3L
Gray

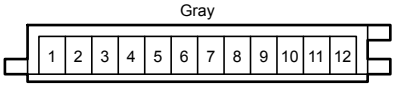

4A
White

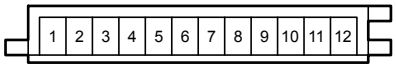

4E
White

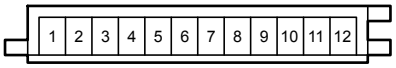

4F
Gray

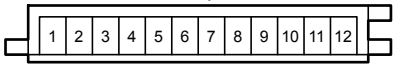

4H
Gray

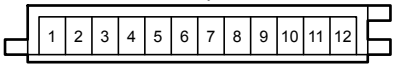

4J
Gray

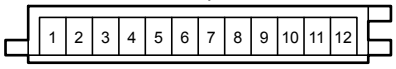

4L
Gray

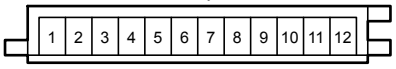

DA
White

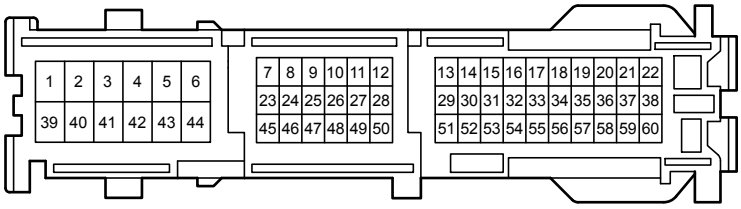

DD
Gray

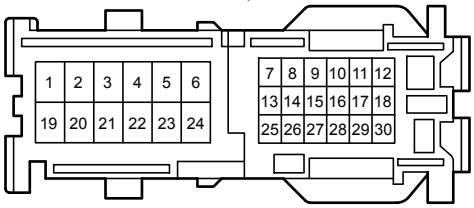

PA
White

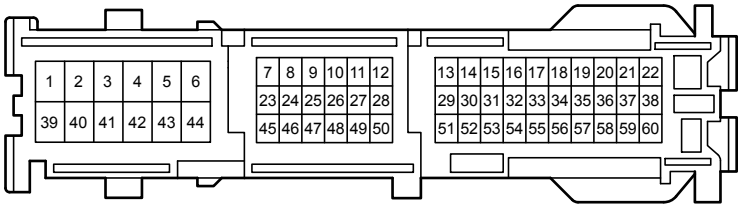

EA4
White

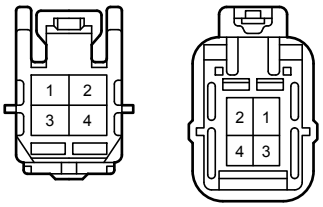

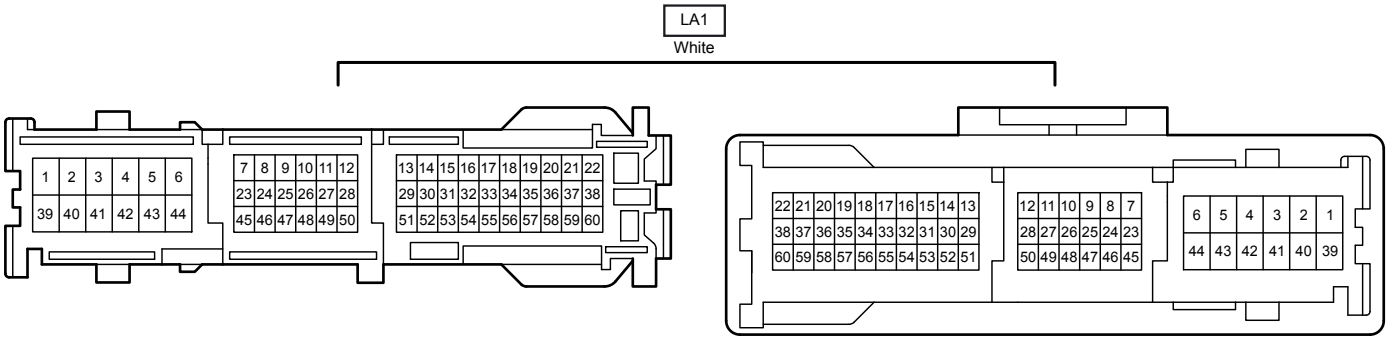
LA1
White

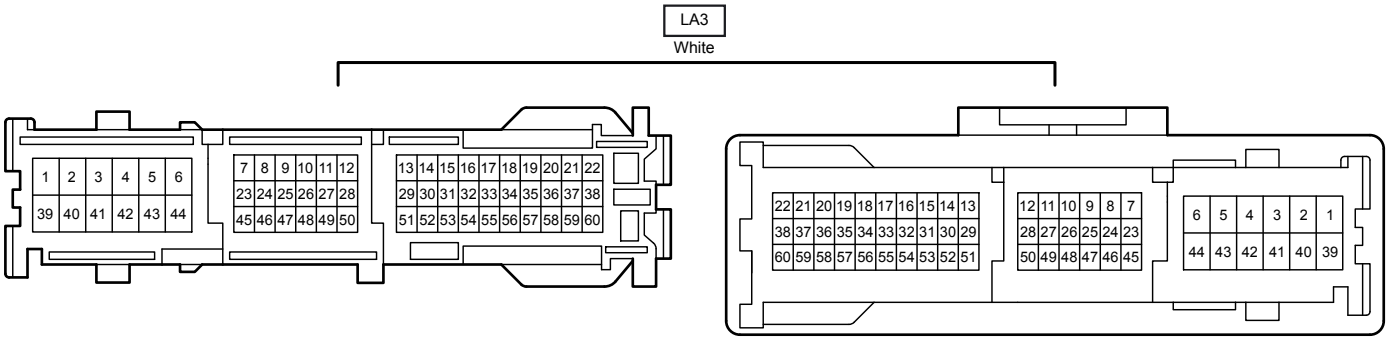
LA3
White

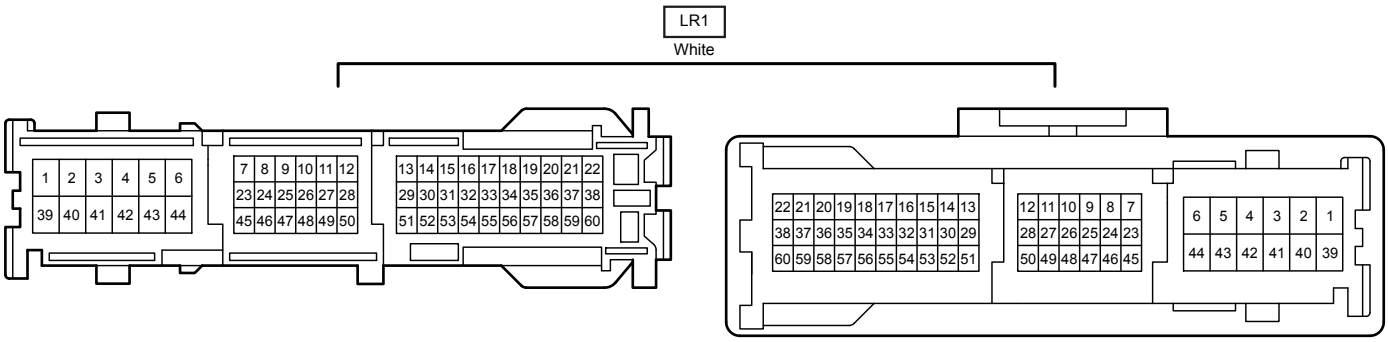
LR1
White

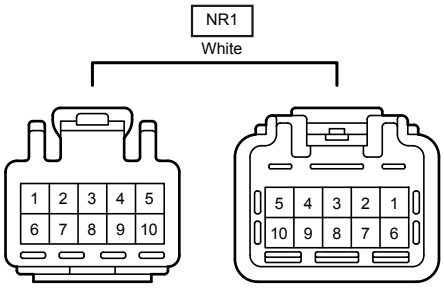
NR1
White

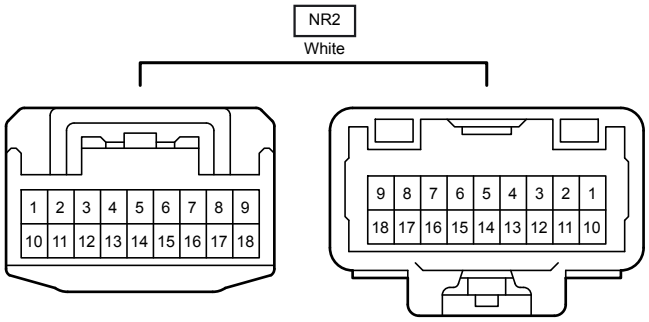
NR2
White

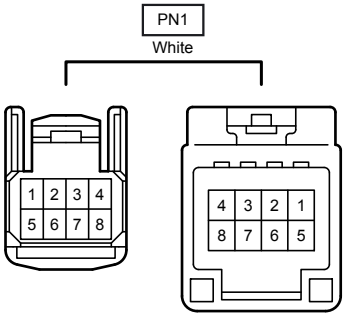
PN1
White

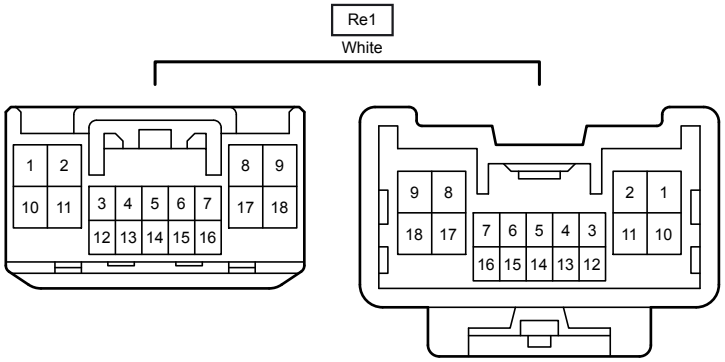
Re1
White

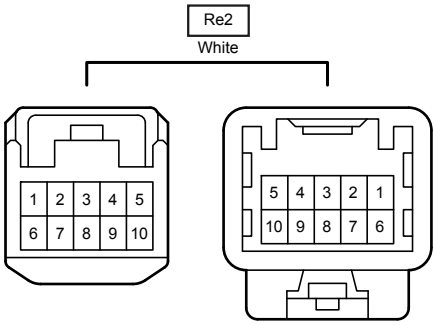
Re2
White
1 2 3 4 5
6 7 8 9 10
5 4 3 2 1
10 9 8 7 6