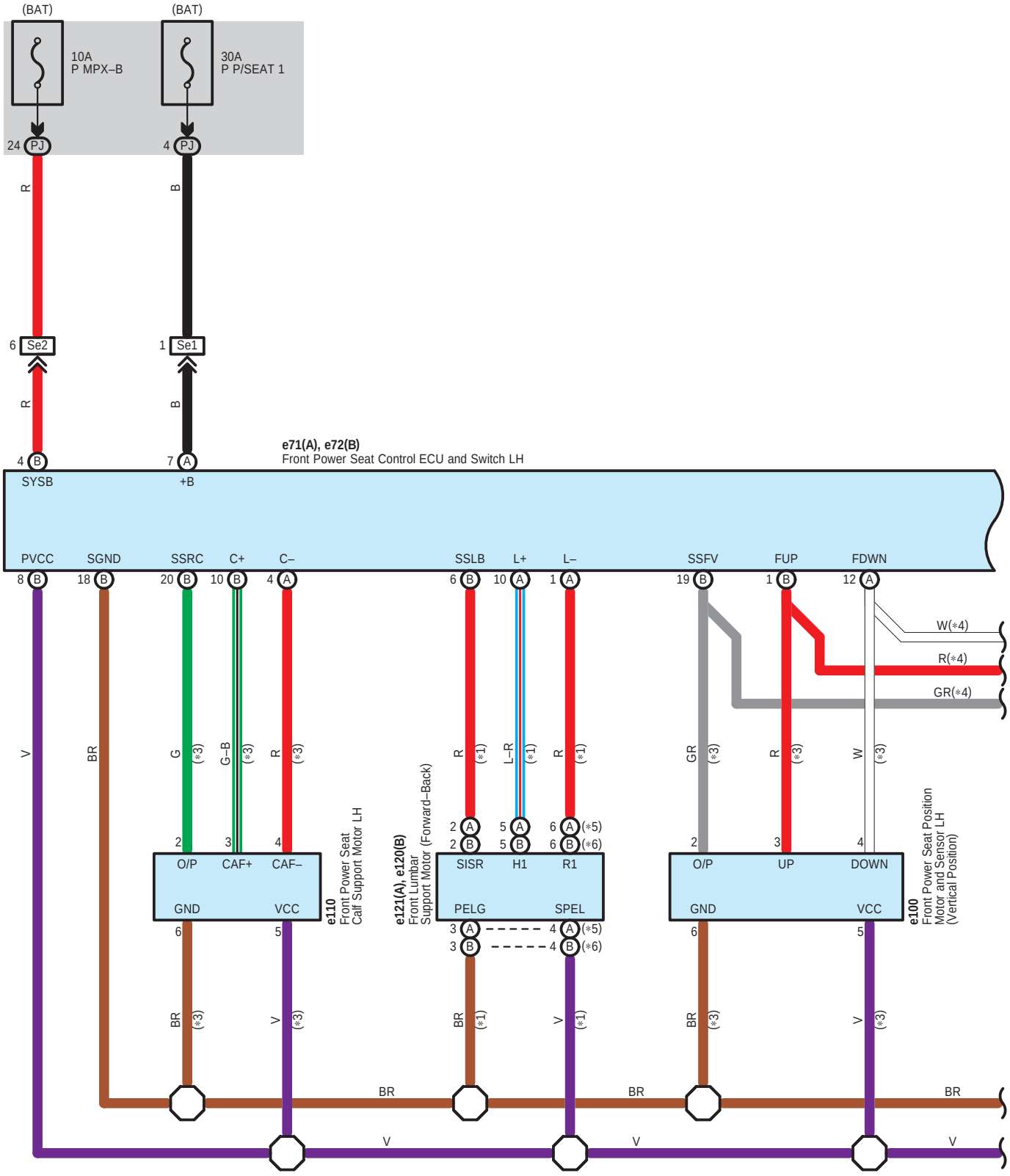
(BAT)
(BAT)
10A
P MPX–B
30A
P P/SEAT 1
24 PJ
4 PJ
R
B
6 Se2
1 Se1
R
B
4 B
7 A
SYSB
+B
e71(A), e72(B)
Front Power Seat Control ECU and Switch LH
PVCC
SGND
SSRC
C+
C–
SSLB
L+
L–
SSFV
FUP
FDWN
8 B
18 B
20 B
10 B
4 A
6 B
10 A
1 A
19 B
1 B
12 A
W(∗4)
R(∗4)
GR(∗4)
V
BR
G
(∗3)
G–B
(∗3)
R
(∗3)
R
(∗1)
L–R
(∗1)
R
(∗1)
GR
(∗3)
R
(∗3)
W
(∗3)
2 A
2 B
5 A
5 B
6 A (∗5)
6 B (∗6)
2
3
4
O/P
CAF+
CAF–
GND
VCC
e110
Front Power Seat
Calf Support Motor LH
e121(A), e120(B)
Front Lumbar
Support Motor (Forward–Back)
SISR
H1
R1
PELG
SPEL
3 A
3 B
4 A (∗5)
4 B (∗6)
O/P
UP
DOWN
GND
VCC
e100
Front Power Seat Position
Motor and Sensor LH
(Vertical Position)
6
5
BR
(∗3)
V
(∗3)
BR
(∗1)
V
(∗1)
BR
(∗3)
V
(∗3)
BR
BR
BR
V
V
V

∗ 1 : w/ Front Lumbar Support Motor (Forward–Back)
∗ 3 : w/ Calf Support
∗ 4 : w/o Calf Support
∗ 5 : w/ Active Headrest Airbag Squib Circuit LH
∗ 6 : w/o Active Headrest Airbag Squib Circuit LH

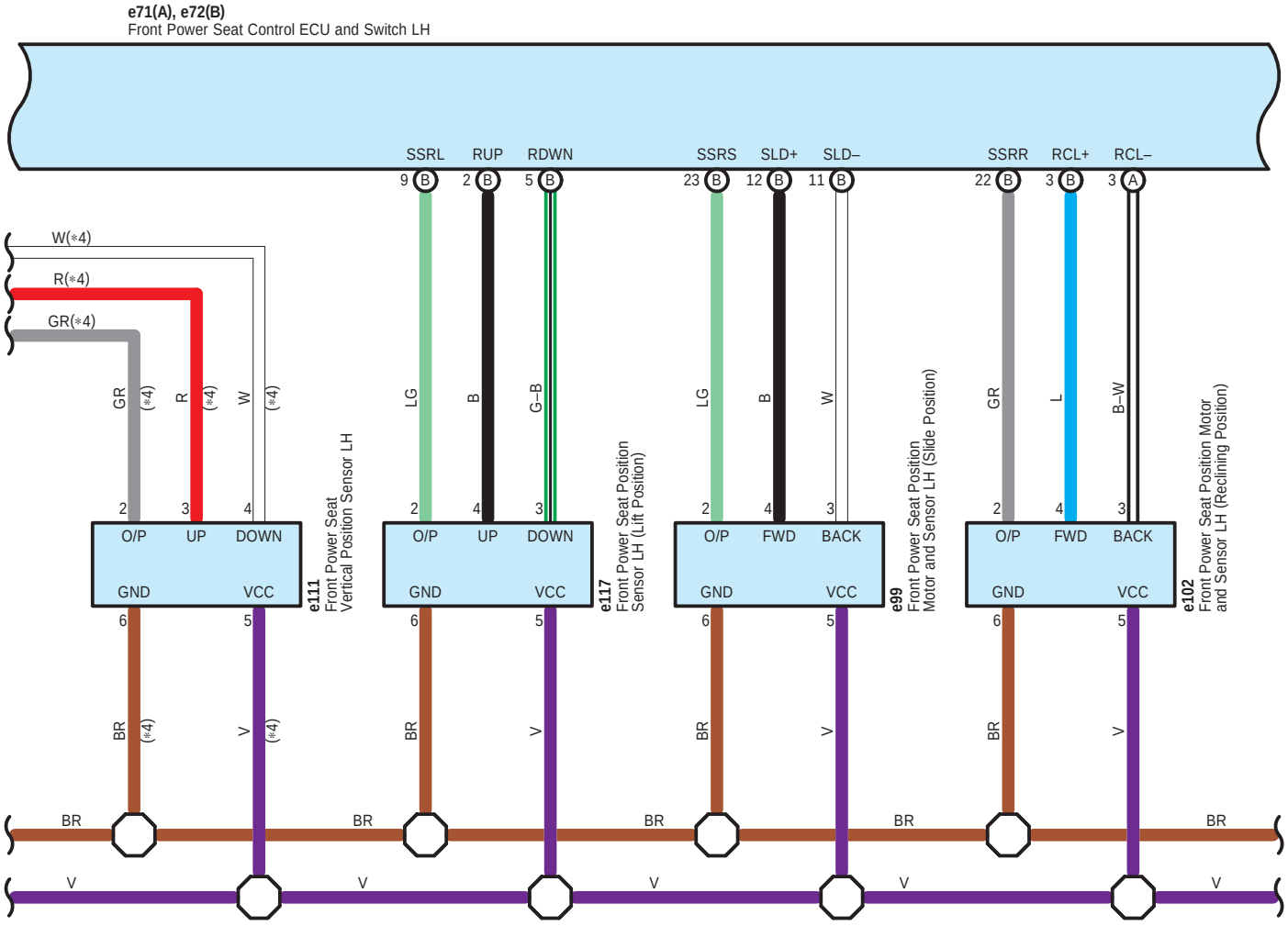

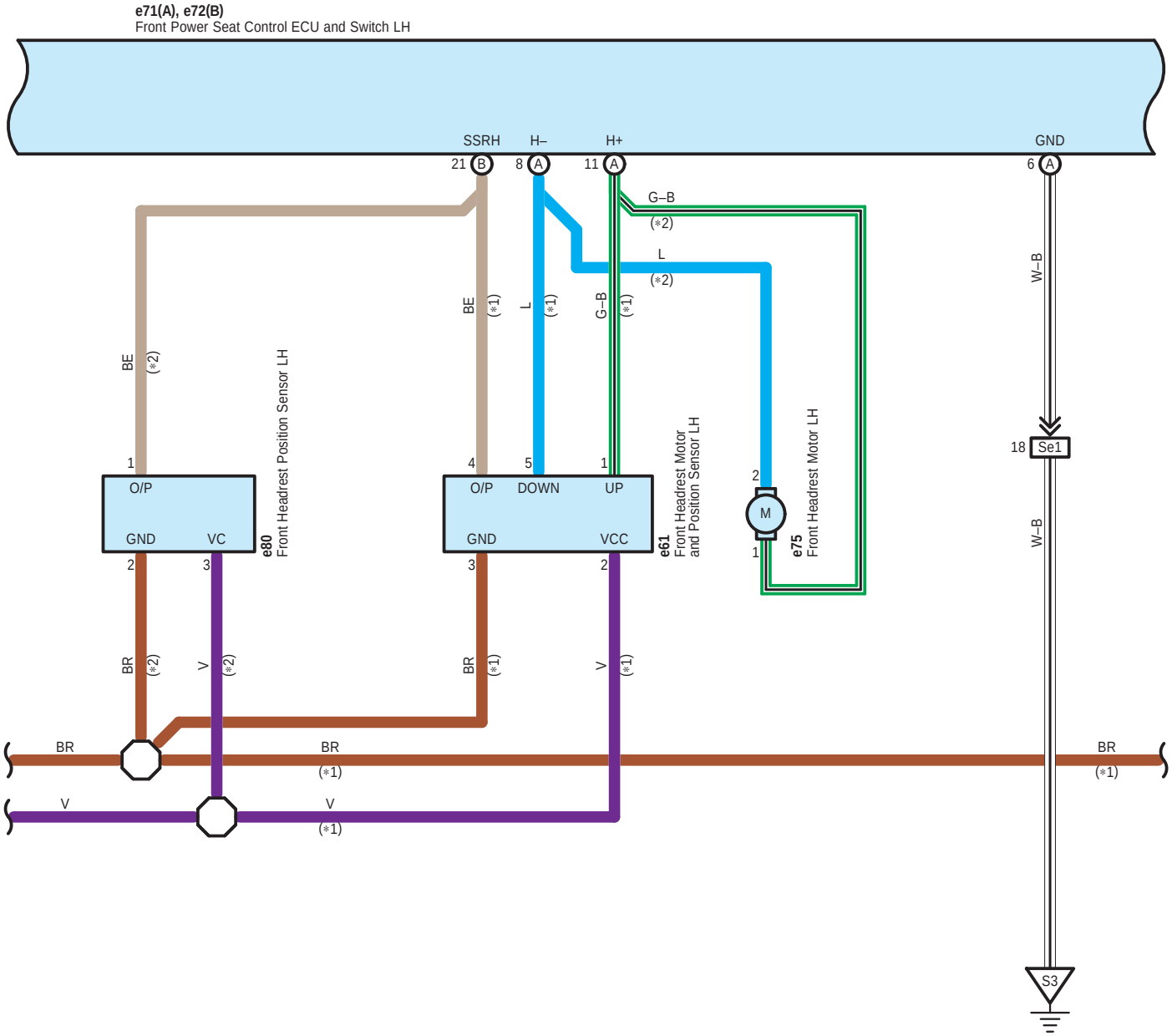
e71(A), e72(B)
Front Power Seat Control ECU and Switch LH
SSRH
H–
H+
GND
21 B
8 A
11 A
6 A
G–B
(*2)
L
(*2)
W–B
BE
(*1)
L
(*1)
G–B
(*1)
BE
(*2)
1
O/P
GND
VC
2
3
e80
Front Headrest Position Sensor LH
4
5
1
O/P
DOWN
UP
GND
VCC
3
2
e61
Front Headrest Motor
and Position Sensor LH
2
M
1
e75
Front Headrest Motor LH
18 Se1
W–B
BR
(*2)
V
(*2)
BR
(*1)
V
(*1)
BR
BR
(*1)
BR
(*1)
V
V
(*1)
S3

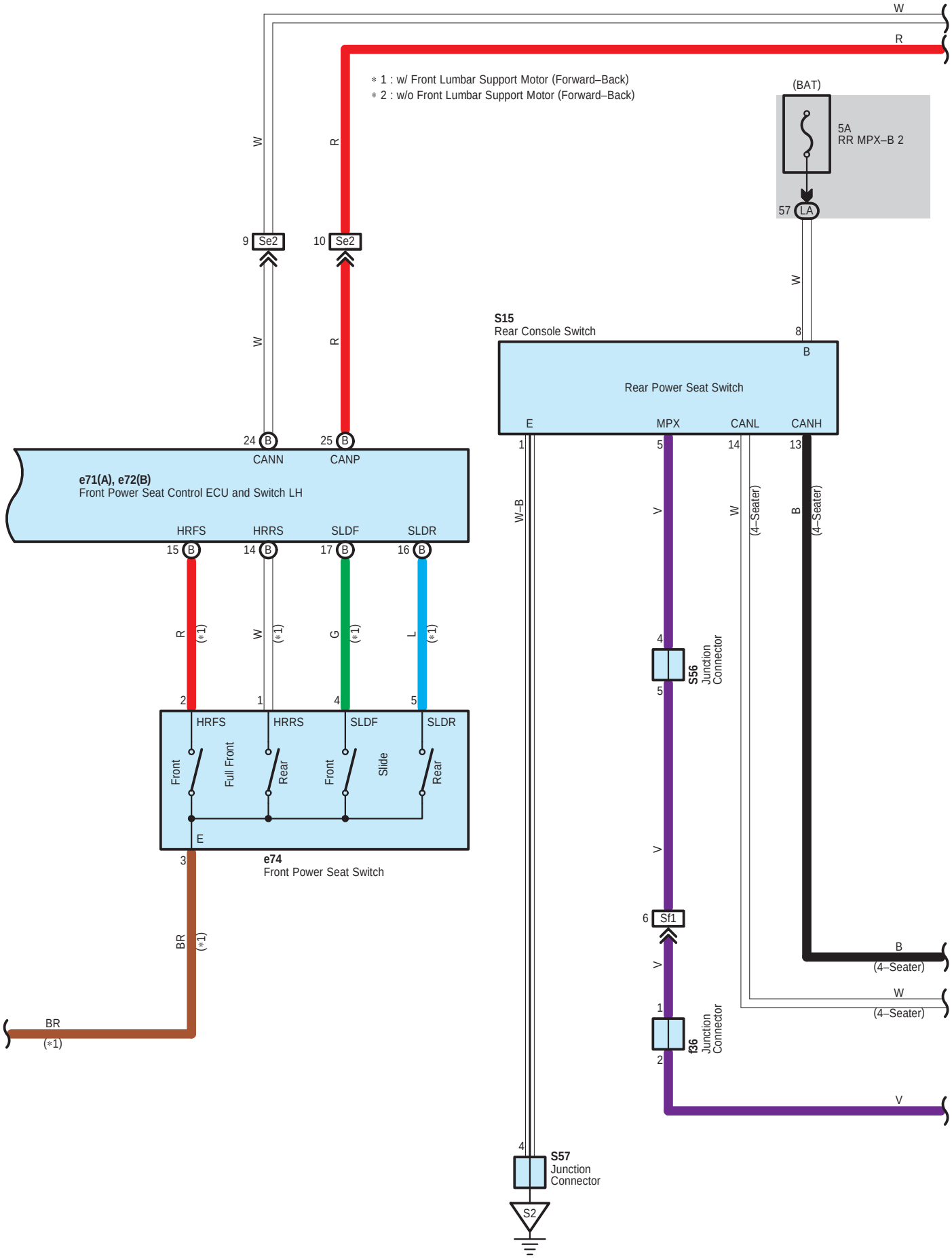
W
R
∗1 : w/ Front Lumbar Support Motor (Forward–Back)
∗2 : w/o Front Lumbar Support Motor (Forward–Back)
(BAT)
5A
RR MPX–B 2
57 LA
9 Se2
10 Se2
W
R
W
R
W
S15
Rear Console Switch
8
B
Rear Power Seat Switch
E
MPX
CANL
CANH
1
5
14
13
24 B
25 B
CANN
CANP
e71(A), e72(B)
Front Power Seat Control ECU and Switch LH
HRFS
HRRS
SLDF
SLDR
15 B
14 B
17 B
16 B
R (∗1)
W (∗1)
G (∗1)
L (∗1)
2
1
4
5
HRFS
HRRS
SLDF
SLDR
Front
Full Front
Rear
Front
Slide
Rear
E
3
e74
Front Power Seat Switch
BR (∗1)
BR
(∗1)
W–B
V
W
(4–Seater)
B
(4–Seater)
4
5
S56
Junction
Connector
V
6 Sf1
V
1
2
f36
Junction
Connector
B
(4–Seater)
W
(4–Seater)
V
4
S57
Junction
Connector
S2

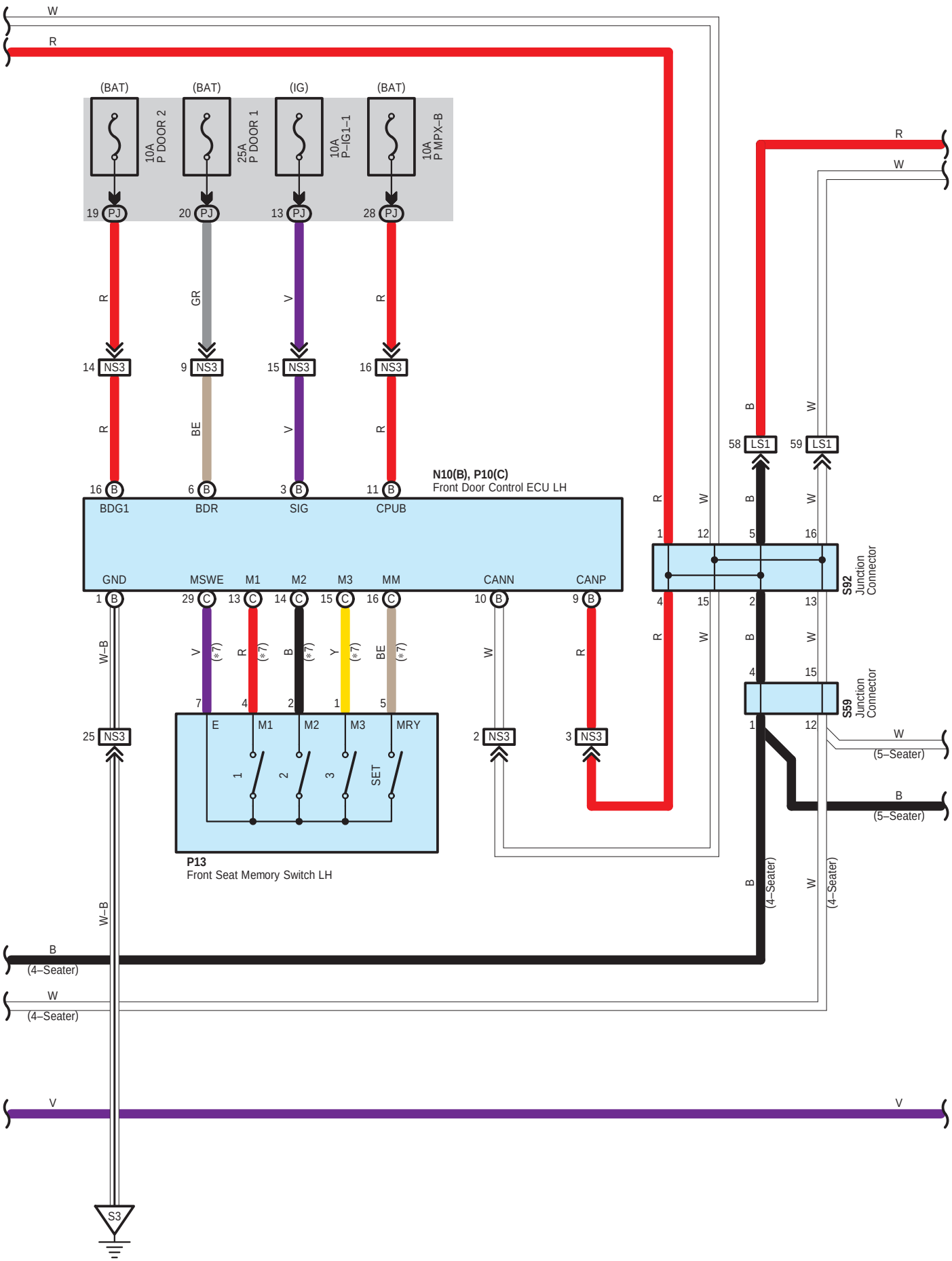
W
R
(BAT)
10A
P DOOR 2
(BAT)
25A
P DOOR 1
(IG)
10A
P–IG1–1
(BAT)
10A
P MPX–B
19 PJ
20 PJ
13 PJ
28 PJ
R
GR
V
R
14 NS3
9 NS3
15 NS3
16 NS3
R
BE
V
R
16 B
6 B
3 B
11 B
BDG1
BDR
SIG
CPUB
N10(B), P10(C)
Front Door Control ECU LH
GND
MSWE
M1
M2
M3
MM
CANN
CANP
1 B
29 C
13 C
14 C
15 C
16 C
10 B
9 B
W–B
V
(*7)
R
(*7)
B
(*7)
Y
(*7)
BE
(*7)
W
R
7
4
2
1
5
E
M1
M2
M3
MRY
1
2
3
SET
25 NS3
2 NS3
3 NS3
P13
Front Seat Memory Switch LH
W–B
B
(4–Seater)
W
(4–Seater)
V
V
S3
R
W
B
W
58 LS1
59 LS1
R
W
B
W
1
12
5
16
4
15
2
13
S92
Junction
Connector
R
W
B
W
4
15
1
12
S59
Junction
Connector
W
(5–Seater)
B
(5–Seater)
B
(4–Seater)
W
(4–Seater)

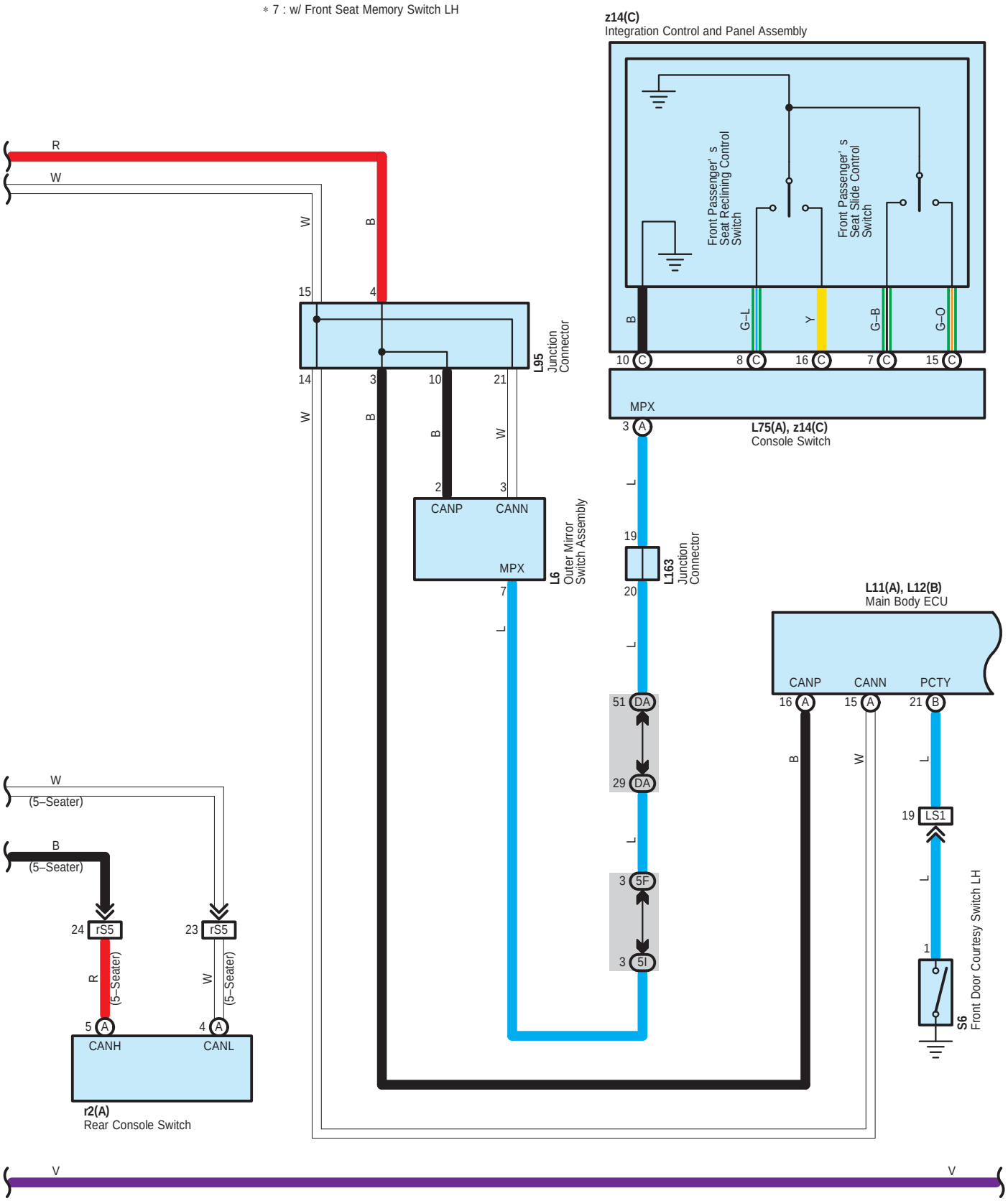
* 7 : w/ Front Seat Memory Switch LH
z14(C)
Integration Control and Panel Assembly
Front Passenger' s Seat Reclining Control Switch
Front Passenger' s Seat Slide Control Switch
G–L
Y
G–B
G–O
MPX
L75(A), z14(C)
Console Switch
L95
Junction Connector
CANP
CANN
MPX
L6
Outer Mirror Switch Assembly
L163
Junction Connector
L11(A), L12(B)
Main Body ECU
CANP
CANN
PCTY
LS1
S6
Front Door Courtesy Switch LH
(5–Seater)
rS5
CANH
CANL
r2(A)
Rear Console Switch

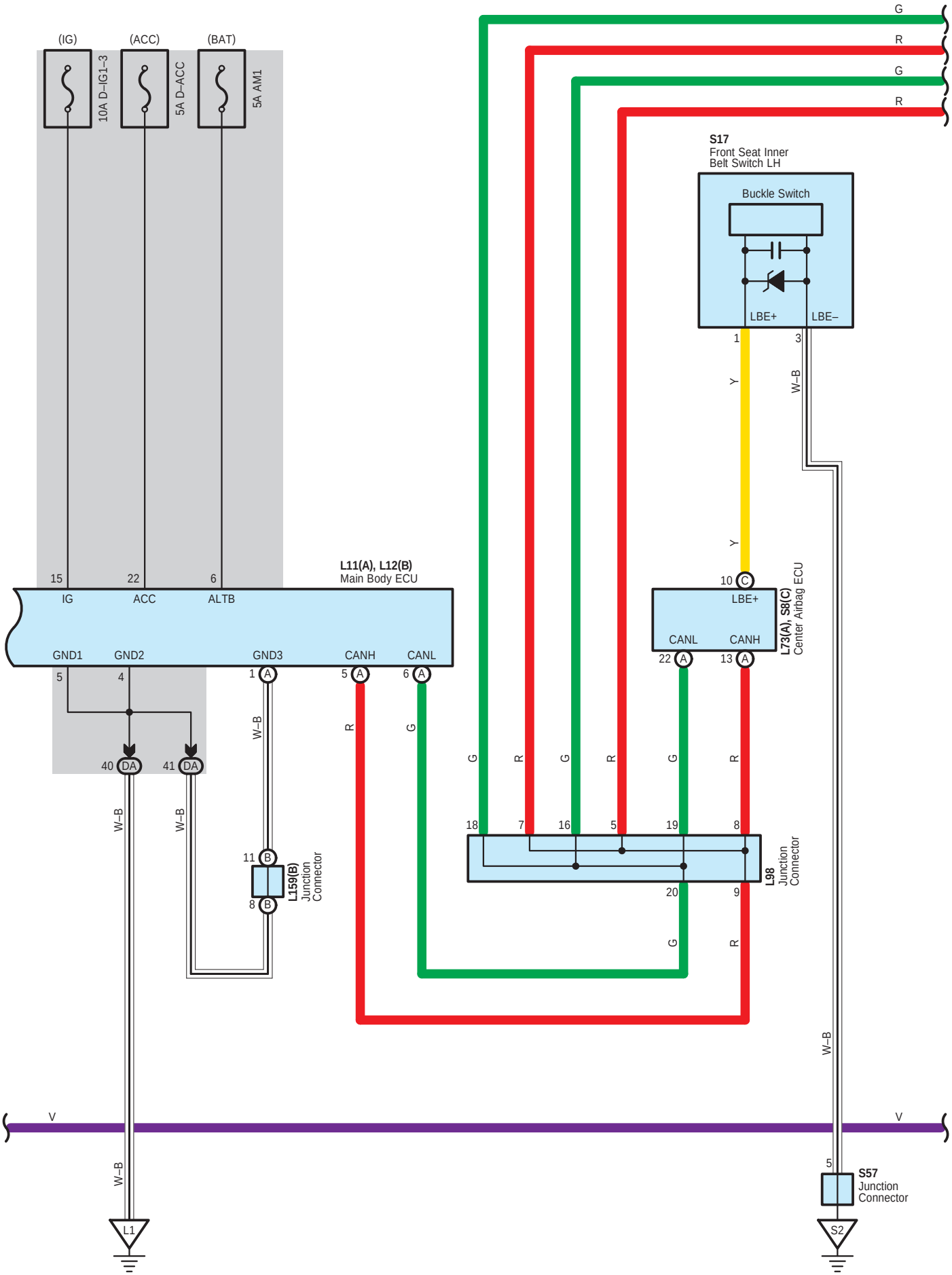
(IG)
(ACC)
(BAT)
10A D–IG1–3
5A D–ACC
5A AM1
G
R
G
R
S17
Front Seat Inner
Belt Switch LH
Buckle Switch
LBE+
LBE–
1
3
Y
W–B
Y
15
22
6
L11(A), L12(B)
Main Body ECU
IG
ACC
ALTB
10
C
LBE+
L73(A), S8(C)
Center Airbag ECU
CANL
CANH
22
A
13
A
GND1
GND2
GND3
CANH
CANL
5
4
1
A
5
A
6
A
W–B
R
G
40
DA
41
DA
G
R
G
R
G
R
W–B
W–B
18
7
16
5
19
8
11
B
L159(B)
Junction
Connector
8
B
L98
Junction
Connector
20
9
G
R
W–B
V
V
W–B
5
S57
Junction
Connector
L1
S2

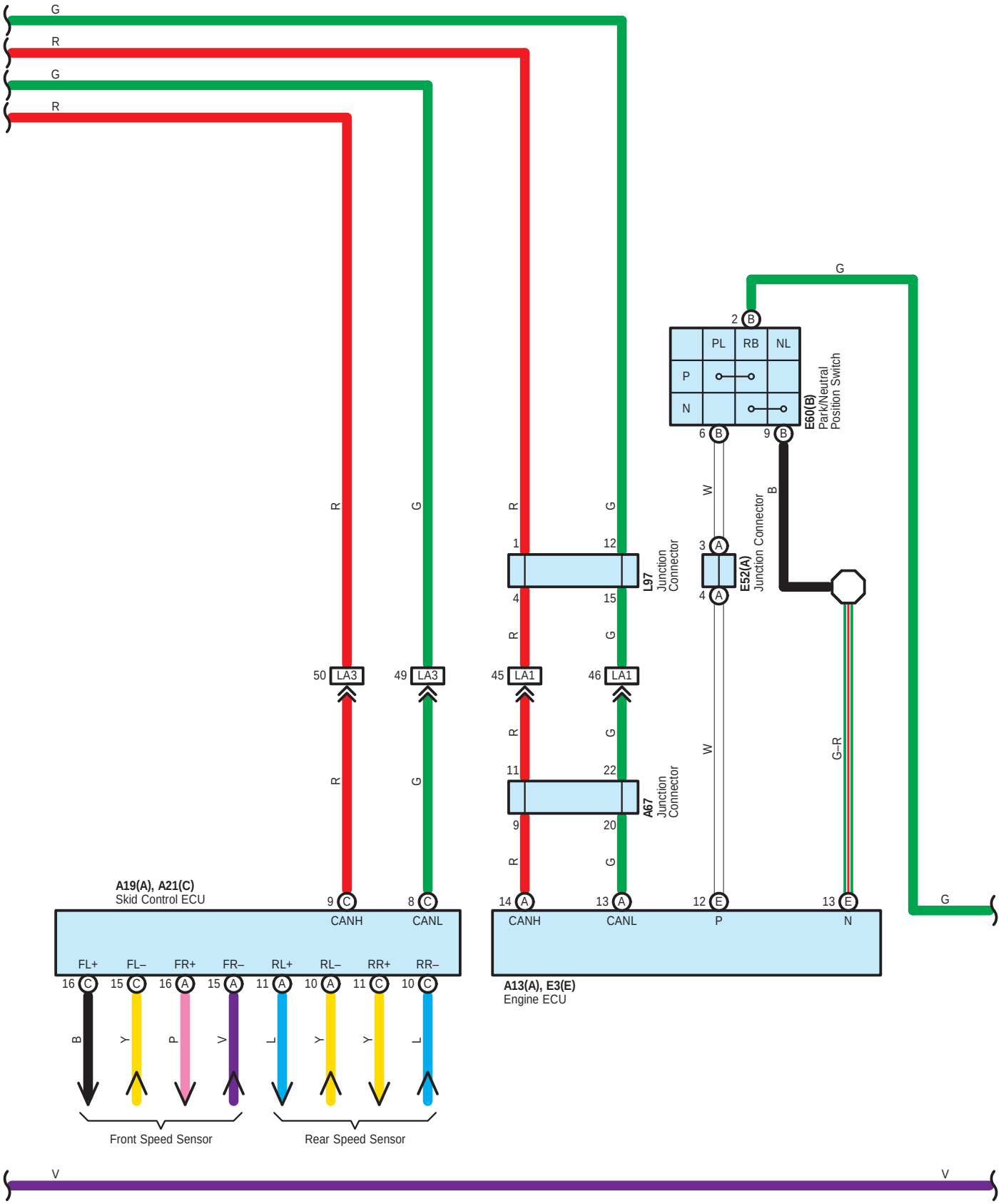
G
R
G
R
G
2 B
PL
RB
NL
P
N
E60(B)
Park/Neutral
Position Switch
6 B
9 B
W
B
R
G
1
12
3 A
L97
Junction
Connector
E52(A)
Junction Connector
4
15
4 A
R
G
50 LA3
49 LA3
45 LA1
46 LA1
R
G
W
G–R
11
22
A67
Junction
Connector
9
20
R
G
A19(A), A21(C)
Skid Control ECU
9 C
8 C
CANH
CANL
14 A
13 A
12 E
13 E
CANH
CANL
P
N
G
FL+
FL–
FR+
FR–
RL+
RL–
RR+
RR–
16 C
15 C
16 A
15 A
11 A
10 A
11 C
10 C
A13(A), E3(E)
Engine ECU
B
Y
P
V
L
Y
Y
L
Front Speed Sensor
Rear Speed Sensor
V
V

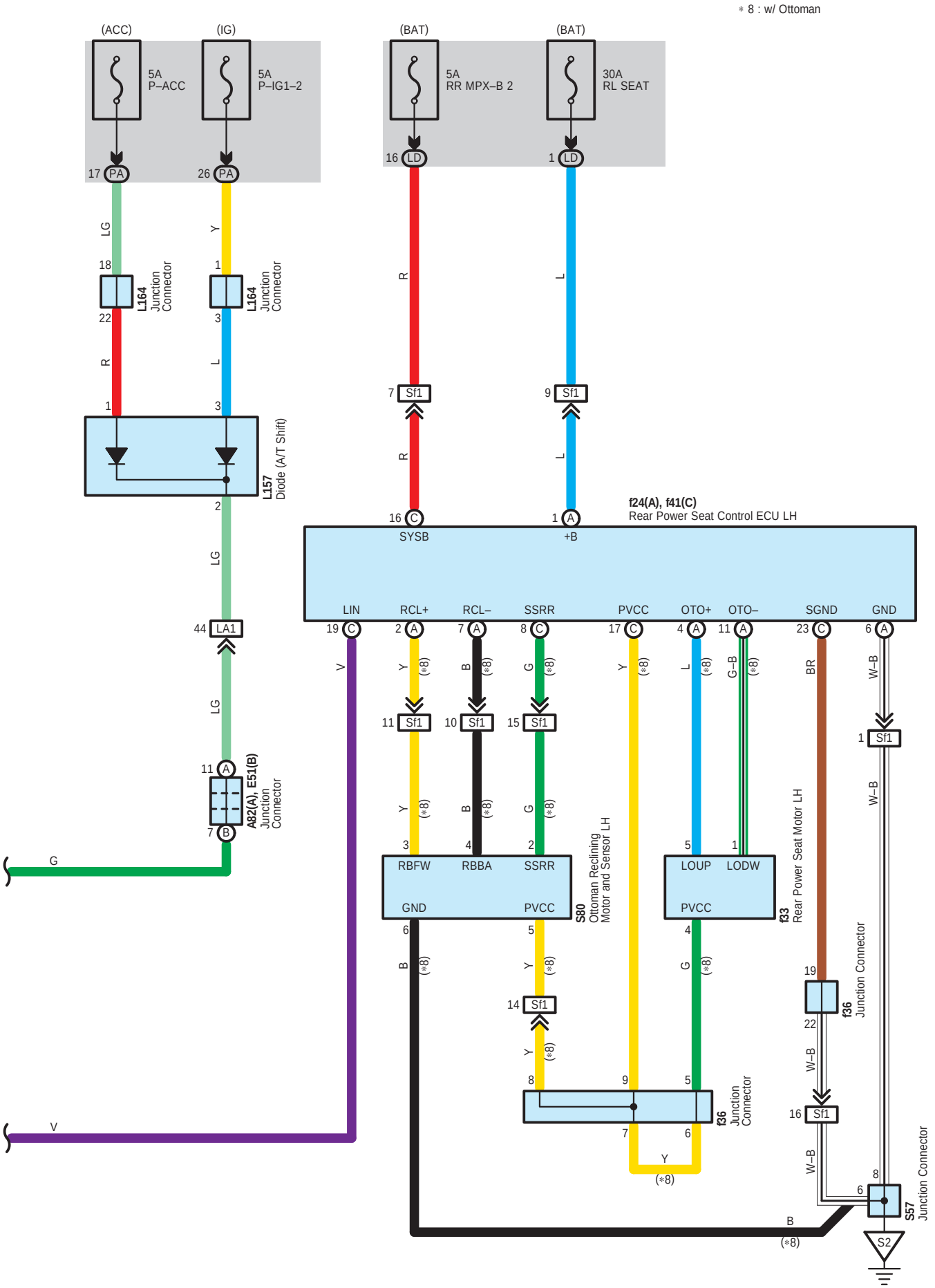
∗ 8 : w/ Ottoman
(ACC)
(IG)
(BAT)
(BAT)
5A
P–ACC
5A
P–IG1–2
5A
RR MPX–B 2
30A
RL SEAT
17 PA
26 PA
16 LD
1 LD
LG
Y
R
L
18
1
22
3
L164
Junction
Connector
L164
Junction
Connector
7 Sf1
9 Sf1
1
3
L157
Diode (A/T Shift)
2
16 C
1 A
SYSB
+B
f24(A), f41(C)
Rear Power Seat Control ECU LH
LIN
RCL+
RCL–
SSRR
PVCC
OTO+
OTO–
SGND
GND
44 LA1
19 C
2 A
7 A
8 C
17 C
4 A
11 A
23 C
6 A
V
B
G
BR
W–B
(∗8)
11 Sf1
10 Sf1
15 Sf1
1 Sf1
11 A
7 B
A82(A), E51(B)
Junction
Connector
3
4
2
5
1
RBFW
RBBA
SSRR
LOUP
LODW
GND
PVCC
PVCC
S80
Ottoman Reclining
Motor and Sensor LH
f33
Rear Power Seat Motor LH
6
5
4
19
14 Sf1
8
9
5
7
6
22
16 Sf1
f36
Junction
Connector
f36
Junction
Connector
S57
Junction Connector
S2

A 13
White

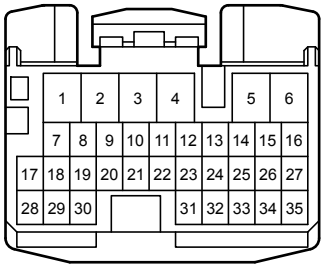

A 19
Black

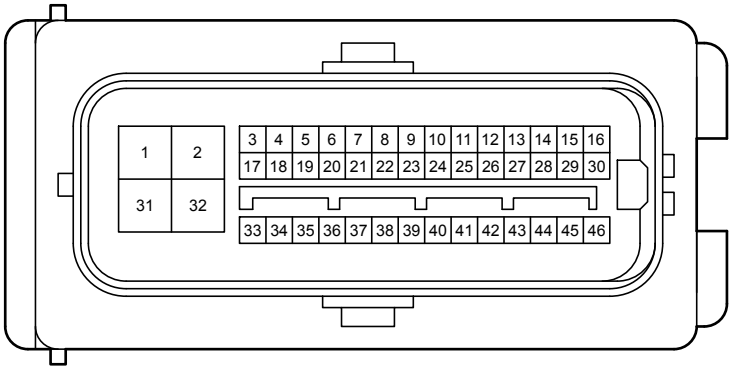

A 21
Gray

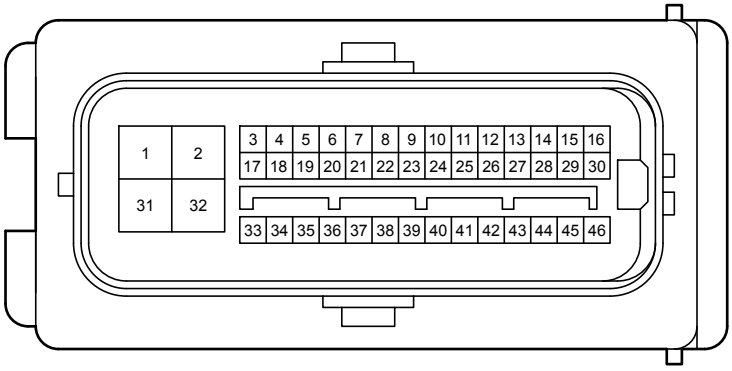

A 67
Black

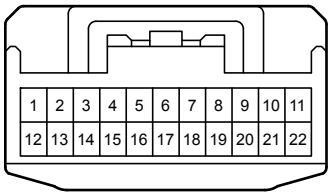

A 82
Gray

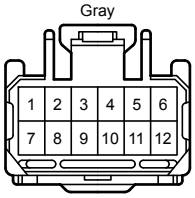

E 3
White

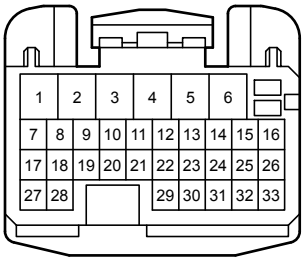

E 51
Blue



E 52
Black

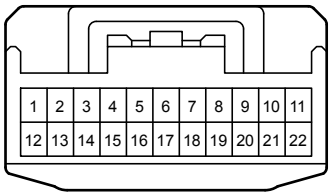

E 60
Black

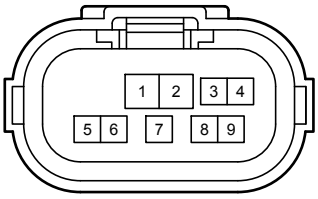

L 6
White



L 11
White

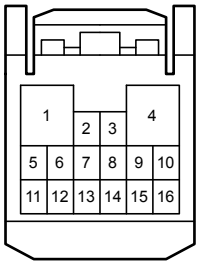

L 12
White

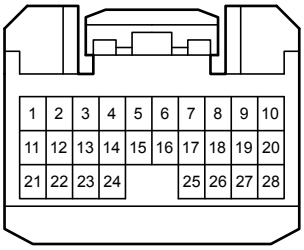

L 73
Yellow

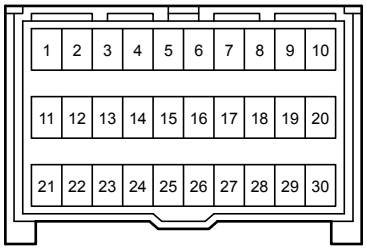

L 75
White

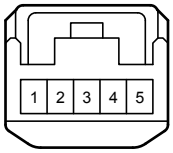

L 95
Gray

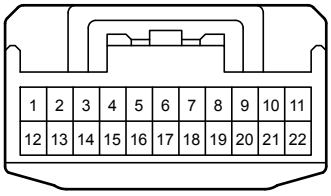

L 97
Black

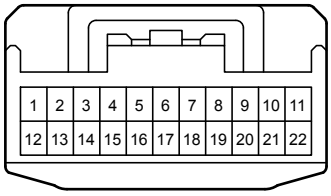

L 98
Gray

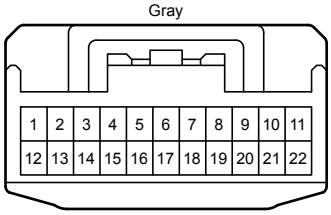

L157
White

L159
Blue

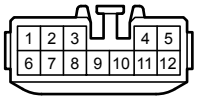

L163
Blue

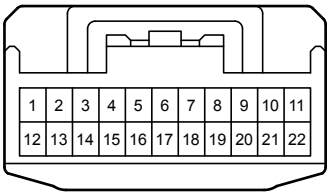

L164
Blue

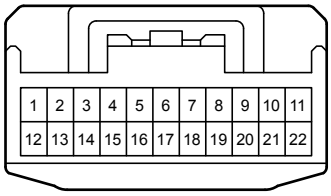

N 10
White

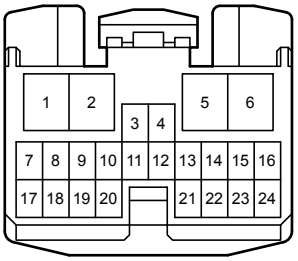

P 10
White

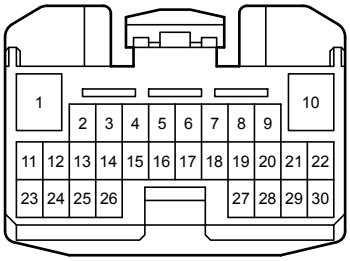

P 13
Black

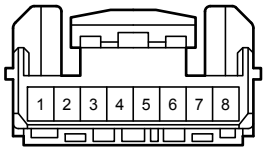

S 6
White

S 8
Yellow

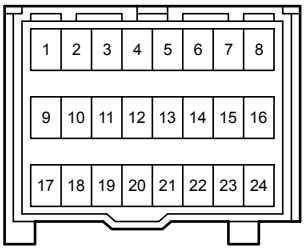

S 15
White



S 17
Gray

S 56
White

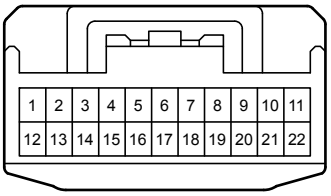

S 57
White

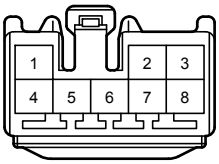

S 59
Black

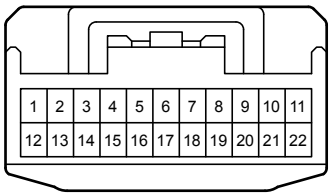

S 80
Black

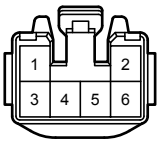

S 92
Gray

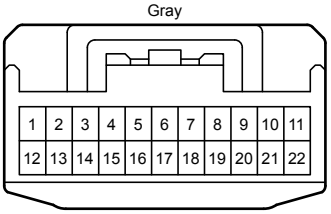

e 61
White

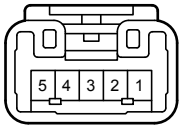

e 71
White

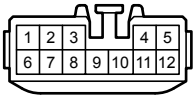

e 72
White

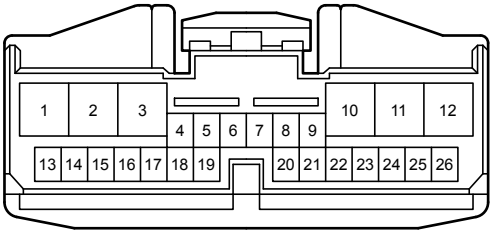

e 74
White

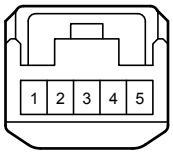

e 75
Blue

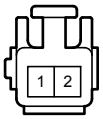

e 80
White



e 99
White

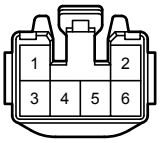

e100
Orange

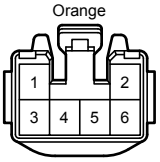

e102
Orange

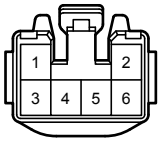

e110
Blue

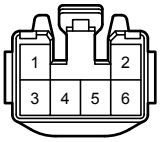

e111
Orange

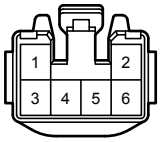

e117
Blue

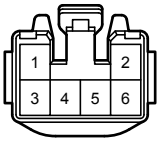

e120
Black

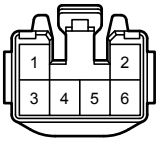

e121
Black

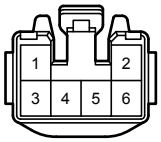

f 24
White

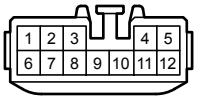

f 33
White

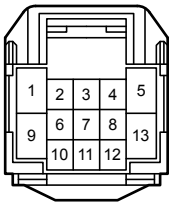

f 36
White

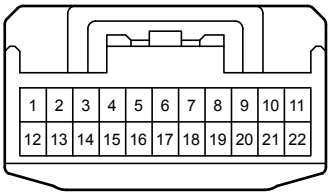

f 41
White

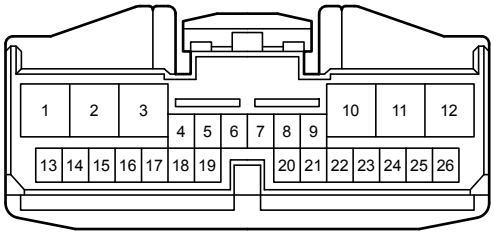

r 2
White

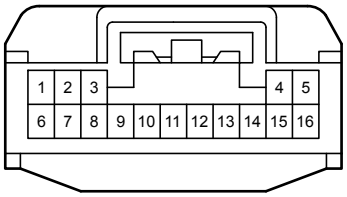

z 14
White

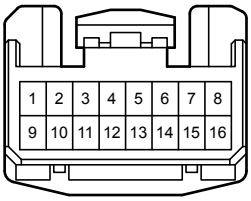

5F
Gray

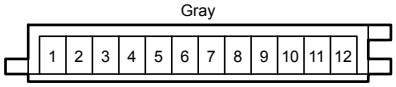

5I
White

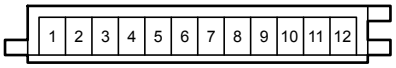

DA
White

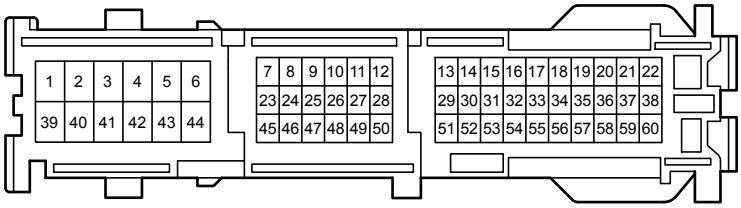

LA
White

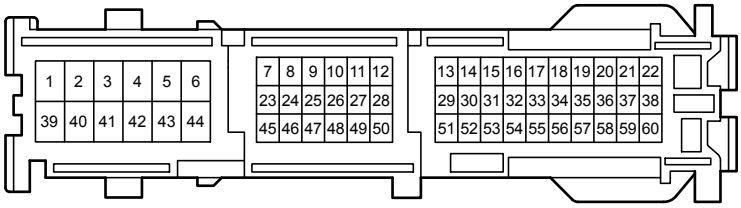

LD
Gray

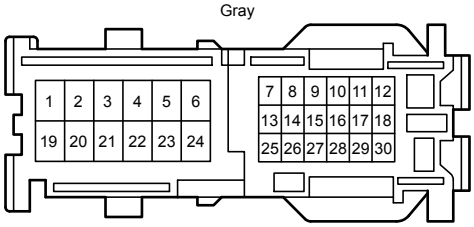

PA
White

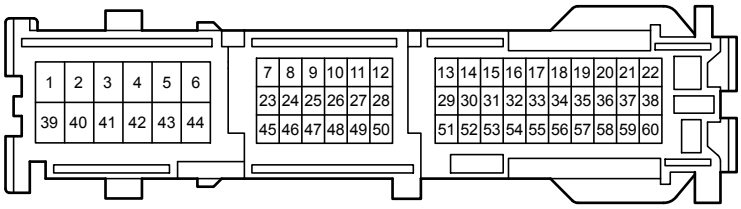

PJ
Gray

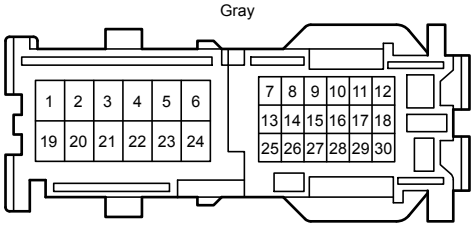

LA1
White

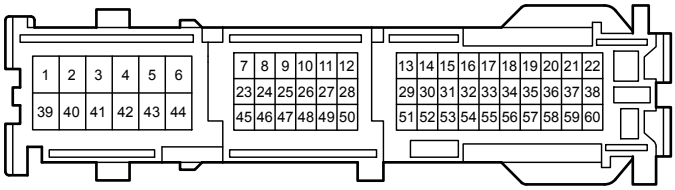

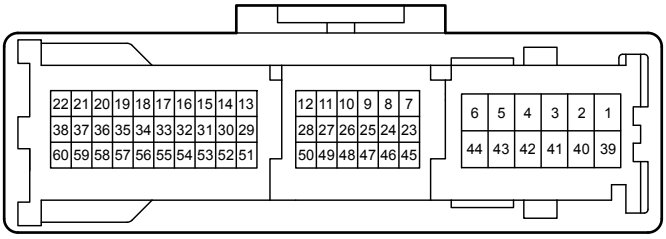

LA3
White

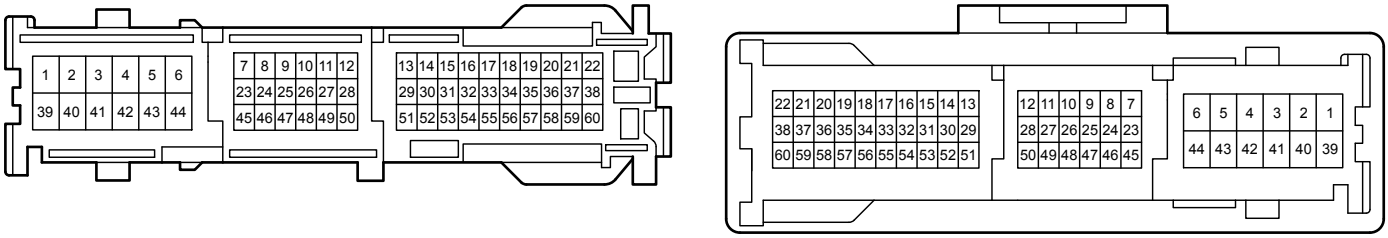

LS1
White

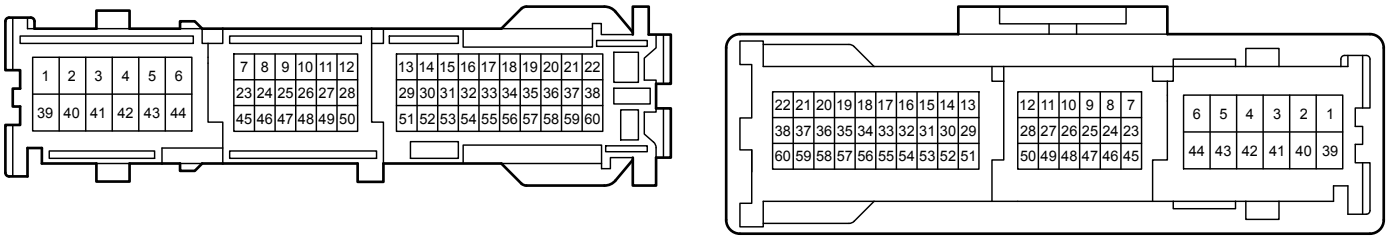

NS3
White

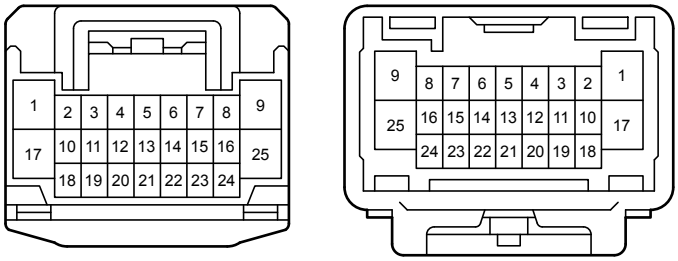

Se1
White

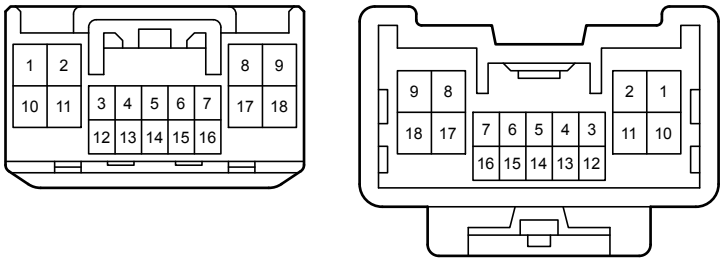

Se2
White

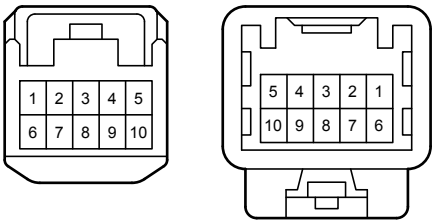

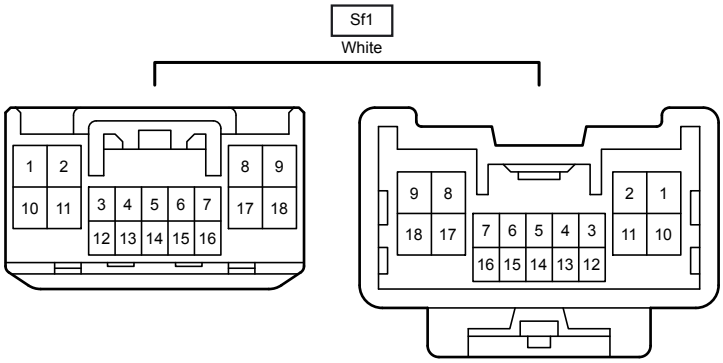
Sf1
White
1 2 8 9
10 11 3 4 5 6 7 17 18
12 13 14 15 16
9 8 2 1
18 17 7 6 5 4 3 11 10
16 15 14 13 12

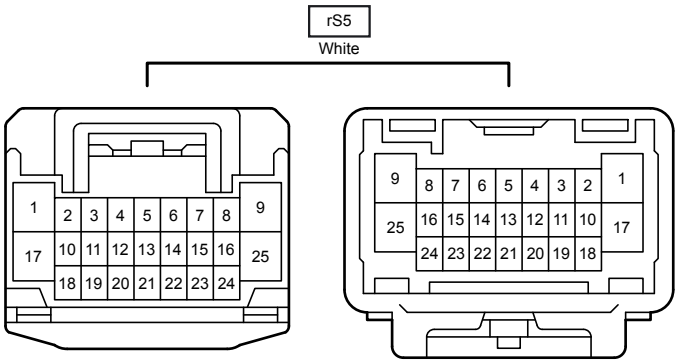
rS5
White
1 2 3 4 5 6 7 8 9
17 10 11 12 13 14 15 16 25
18 19 20 21 22 23 24
9 8 7 6 5 4 3 2 1
25 16 15 14 13 12 11 10 17
24 23 22 21 20 19 18